

GMM/SEC/2021-22/43

October 30, 2021

To,

**BSE Limited**

Phiroze Jeejeebhoy Towers,  
1st Floor, Dalal Street,  
Mumbai – 400 001

**NSE Limited**

Exchange Plaza, C 1, Block G,  
Bandra-Kurla Complex, Bandra (East)  
Mumbai – 400 051

**Scrip Code: 505255**

**Symbol: GMM PFAUDLR**

**Sub.: Copy of Published Unaudited Standalone & Consolidated Financial Results for the quarter and half year ended on September 30, 2021**

**Ref.: Regulation 30 read with Regulation 47 of SEBI (Listing Obligations and Disclosure Requirements) Regulations, 2015 (“SEBI Listing Regulations”)**

Dear Sir/Madam,


In terms of Regulation 30 read with Regulation 47 of the SEBI Listing Regulations, please find enclosed a copy of the Unaudited Standalone and Consolidated Financial Results for the quarter and half year ended on September 30, 2021 approved at the meeting of the Board of Directors held on October 28, 2021 and published in Economic Times, Mumbai Edition and in Naya Padkar, Anand Edition on October 30, 2021.

Kindly take the same on record.

Thanking you.

Yours faithfully,

For **GMM Pfaudler Limited**



**Mittal Mehta**

**Company Secretary & Compliance Officer**

**FCS No. 7848**

Encl.: As above

# Companies: Pursuit of Profit

The Economic Times, Mumbai, Saturday, 30 October 2021

## Vedanta Net Rises Over Fivefold in Q2

**Our Bureau**

Mumbai: Anil Agarwal-led Vedanta Ltd has reported a consolidated net profit of ₹4,615 crore during the September quarter of FY22, up 5.5 times year on year (YoY) on the back of strong aluminium prices on the London Metal Exchange, which touched an all-time high in September.

"We witnessed steady volume performance across business segments, and sustained margins, benefiting from high commodity prices despite a challenging cost environment," said the company's CEO, Sunil Duggal in a media statement on Friday.

Revenue from operations rose 4.4% on year to ₹20,049 crore. Total expenses went up by 30% to ₹23,222 crore.

Operating profit (Ebitda or earnings before interest, tax, depreciation and amortisation) during the quarter under review rose 62% on year to ₹10,582 crore.

Vedanta reported its highest quarterly aluminium production of 570kt, up 21% YoY, and record high zinc mined metal production of 248kt since transition to underground mining, up 4% year on year.

## SAIL Q2 Profit Jumps 10-fold

**Our Bureau**

Mumbai: State-owned Steel Authority of India (SAIL) has reported a 10-fold surge in its consolidated net profit at ₹1,530 crore in the second quarter ended September 30, mainly on account of low base effect and better volumes.

The company's consolidated profit during the previous quarter was at ₹3,897 crore.

Consolidated revenue from operations stood at ₹26,320 crore, up 58% year on year. Total expenses were at ₹21,289 crore.

The company's board has approved an interim dividend of ₹4 per share for FY22 to the shareholders.

SAIL reported the best-quarterly earnings before interest, taxes and depreciation (Ebitda) of ₹7,290 crore up 8% sequentially.


## Shree Cement Records 6.8% Increase in Sept Qtr Profit

**Our Bureau**

Mumbai: Shree Cement on Friday reported a consolidated net profit of ₹683 crore in the July-September quarter of FY22, up 6.8% year on year (YoY). Revenue from operations grew 2% YoY to ₹4,299 crore. Total expenses were at ₹2,786 crore.

Operating profit or Ebitda stood at ₹366 crore, down 9% YoY. Ebitda per tonne was ₹1,419 as against ₹1,479 in the June quarter.

"We believe sustained focus on premium products, pricing scenario in its key markets and improving utilisations are likely to aid its operating performance in subsequent quarters despite cost inflation," said Binod Modi, research analyst at Reliance Securities.



**GMM PFAUDLER LIMITED**

Registered Office: Vithal Udyog Nagar, Anand-Solitra Road, Karamsad 388 325, Gujarat  
CIN No: L29199GJ1962PLC001171, Email ID: investorservices@gmpfaudler.com website: www.gmpfaudler.com

**NOTICE**

**INFORMATION REGARDING NOTICE OF POSTAL BALLOT TO BE SENT THROUGH ELECTRONIC MEANS**

GMM Pfaudler Limited ("the Company") is seeking approval from its Members by way of Special Resolutions through the process of Postal Ballot by providing remote e-voting facilities to shareholders to cast their vote on the said resolutions forming part of the notice of Postal Ballot, pursuant to General Circular No. 14/2020 dated April 8, 2020, 17/2020 dated April 13, 2020, 22/2020 dated June 15, 2020, 33/2020 dated September 28, 2020, 39/2020 dated December 31, 2020 and 10/2021 dated June 23, 2021 issued by the Ministry of Corporate Affairs ("MCA Circulars") and such other applicable circulars issued by the Securities and Exchange Board of India ("SEBI Circulars") permitting companies to seek approval from the members by way of e-voting.

In compliance with the applicable provisions of the Companies Act, 2013 ("the Act"), the MCA & SEBI Circulars and the SEBI (Listing Obligations and Disclosure Requirements) Regulations, 2015 ("SEBI Listing Regulations"), the Notice of Postal Ballot along with the explanatory statement thereof is proposed to be sent shortly only through e-mail to those Members whose email ids are registered with the Depository Participants/ Company/Registrar and Share Transfer Agents. In compliance with the MCA and SEBI Circulars, the communication of assent/dissent of the Members would only take place through remote e-voting system and physical Postal Ballot form & pre-paid business envelope will not be sent to the Members for this Postal Ballot.

Members may also note that the Notice of Postal Ballot will be made available on the Company's website www.gmpfaudler.com and on the website of the Stock Exchanges, BSE Limited at www.bseindia.com and the National Stock Exchange of India Limited at www.nseindia.com and on the website of Link Intime India Pvt. Ltd. at https://instavote.linkintime.co.in/. The instructions for e-voting will be provided in the Notice of the Postal Ballot.

**Manner of registering/ updating e-mail addresses:**

- Members holding shares in physical mode who have still not registered their e-mail ID with the Company can temporarily get their e-mail IDs registered with the Company's Registrar and Share Transfer Agents, Link Intime India Pvt. Ltd., (hereinafter referred to as "Link Intime") by using the link: https://web.linkintime.co.in/EmailReg/Email\_Register.html
- Members holding shares in dematerialized mode are requested to register/ update their e-mail addresses with their relevant Depository Participants.

**Assistance:**

In case of any queries regarding e-voting, the Members may refer the Frequently Asked Questions ("FAQs") and Insta Vote e-Voting manual available at https://instavote.linkintime.co.in, under Help section or send an e-mail to enotices@linkintime.co.in or contact on: - Tel: 022 -4918 6000.

The above information is being issued for the information and benefit of all the shareholders of the Company and under the Circulars issued by the MCA and SEBI.

For GMM Pfaudler Limited  
Sd/-  
Mittal Mehta  
Company Secretary & Compliance Officer  
Date : October 29, 2021  
Place : Mumbai



## Moving ahead with your support

As we end another quarter, we would like to thank you for giving us the opportunity to serve you. Your trust and support motivates us to grow further and serve you better. Stay safe. Stay healthy.



**₹1,63,559 cr**  
Total Business  
▲ 14.6%



**₹81,898 cr**  
Deposits  
▲ 23.9%



**₹81,661 cr**  
Advances  
▲ 6.6%



**2.43 cr**  
Customers




**5,618**  
Banking Outlets



**52,976**  
Employees

September 30, 2021

**RO:400  
RO.DT:29.10.2021,W:16.00,H:25.00**



## ajanta pharma limited

Regd. Office: 'Ajanta House', Charkop, Kandivli (W), Mumbai-67,  
Phone - +91-22-66061000, Fax - +91-22-66061200  
CIN - L24230MH1979PLC022059  
Email - info@ajantapharma.com, Website - www.ajantapharma.com

### Extract of Unaudited Consolidated Financial Results for the quarter and six months ended 30 September 2021

| Particulars   | ₹ in Crore                     |                           |                         |                      |
|---|--------------------------------|---------------------------|-------------------------|----------------------|
|   | Quarter ended 30-Sep-21        | Half year ended 30-Sep-21 | Quarter ended 30-Sep-20 | Year ended 31-Mar-21 |
|   | 1 Total Income from Operations | 884.80                    | 1,632.79                | 715.91               |
| 2 Net Profit for the period before tax (before exceptional and/or extraordinary items)  | 260.42                         | 480.87                    | 249.24                  | 900.18               |
| 3 Net Profit for the period before tax (after exceptional and/or extraordinary items)   | 260.42                         | 480.87                    | 249.24                  | 900.18               |
| 4 Net Profit for the period after tax (after exceptional and/or extraordinary items)  | 195.94                         | 369.69                    | 170.22                  | 653.87               |
| 5 Total Comprehensive Income for the period (comprising profit for the period after tax and other comprehensive income after tax) | 191.69                         | 363.11                    | 165.80                  | 647.42               |
| 6 Equity Share Capital  | 17.39                          | 17.39                     | 17.54                   | 17.39                |
| 7 Reserve (excluding Revaluation Reserve) as shown in audited balance sheet   |                                |                           |                         | 2,978.24             |
| 8 Earnings Per Share (FV of ₹ 2/- each)   |                                |                           |                         |                      |
| (a) Basic - in ₹  | 22.64                          | 42.72                     | 19.51                   | 75.09                |
| (b) Diluted - in ₹  | 22.64                          | 42.72                     | 19.50                   | 75.09                |


**Key Information on Standalone Financial Results :**

| Particulars                | ₹ in Crore                   |                           |                         |                      |
|----------------------------|------------------------------|---------------------------|-------------------------|----------------------|
|                            | Quarter ended 30-Sep-21      | Half year ended 30-Sep-21 | Quarter ended 30-Sep-20 | Year ended 31-Mar-21 |
|                            | Total Income from Operations | 823.71                    | 1,566.43                | 676.51               |
| Profit Before Tax          | 254.79                       | 487.88                    | 308.53                  | 902.09               |
| Profit After Tax           | 196.85                       | 390.31                    | 225.22                  | 675.64               |
| Total Comprehensive Income | 196.54                       | 389.67                    | 224.66                  | 674.31               |

**Notes:**

- The above unaudited financial results have been reviewed by Audit Committee and thereafter approved by the Board of Directors at their meeting held on 29 October 2021.
- Board of Directors have approved payment of interim dividend on 29 October 2021 of ₹ 9.50 per equity share of face value of ₹ 2 each.
- The above is an extract of the detailed format of Quarterly Financial Results filed with Stock Exchange under Regulation 33 of the SEBI (Listing Obligations and Disclosure Requirements) Regulations, 2015. The full format of the standalone and consolidated financial results for the quarter and half year ended 30 September 2021 are available on stock exchange websites www.nseindia.com and www.bseindia.com and on Company's website www.ajantapharma.com.

By order of the Board  
**Ajanta Pharma Ltd.**  
Yogesh M. Agrawal  
Managing Director  
Mumbai, 29 October 2021



**GMM PFAUDLER LIMITED**

Registered Office & Works : Vithal Udyog Nagar, Karamsad 388 325, Gujarat, India  
CIN No: L29199GJ1962PLC001171, Email ID : investorservices@gmpfaudler.com  
Web Site : www.gmpfaudler.com

### Extract of Statement of Consolidated Financial Results for the Quarter and Half year ended September 30, 2021

| Sr. No. | Particulars  | ₹ in Cr (except per share data) |            |                  |            |                |            |            |            |
|---------|--|---------------------------------|------------|------------------|------------|----------------|------------|------------|------------|
|         |  | Consolidated                    |            |                  |            |                |            |            |            |
|         |  | Quarter Ending                  |            | Six Months Ended |            | Quarter Ending |            | Year Ended |            |
|         |  | 30.09.2021                      | 30.06.2021 | 30.09.2020       | 30.09.2021 | 30.09.2020     | 31.03.2021 | 31.03.2020 | 31.03.2021 |
| 1       | Total Income from Operations   | 647.24                          | 551.68     | 186.25           | 1198.92    | 340.69         | 100.12     | 100.12     | 101.18     |
| 2       | Net Profit / (Loss) before tax (after Exceptional and/or Extraordinary items)                    | 55.64                           | (15.65)    | 33.54            | 39.99      | 56.61          | 67.87      | 67.87      | 67.87      |
| 3       | Net Profit / (Loss) before tax (after Exceptional and/or Extraordinary items)                    | 55.64                           | (15.65)    | 33.54            | 39.99      | 56.61          | 67.87      | 67.87      | 67.87      |
| 4       | Net Profit / (Loss) after tax (after Exceptional and/or Extraordinary items)                     | 38.80                           | (18.40)    | 26.85            | 20.40      | 46.05          | 63.41      | 63.41      | 63.41      |
| 5       | Total Comprehensive Income for the period  | 32.24                           | 3.76       | 22.44            | 36.01      | 43.54          | 87.11      | 87.11      | 87.11      |
| 6       | Paid up Equity Share Capital (Face value of ₹ 2/- each)  | 29.23                           | 29.23      | 29.23            | 29.23      | 29.23          | 29.23      | 29.23      | 29.23      |
| 7       | Other Equity (excluding Revaluation Reserve) in the audited Balance Sheet as at 31st March, 2021 |                                 |            |                  |            |                | 404.22     | 404.22     | 404.22     |
| 8       | Earnings Per Equity Share on net profit after tax (Fully paid-up equity share of ₹ 2/- each)     |                                 |            |                  |            |                |            |            |            |
|         | 1. Basic:  | 23.67                           | 1.77       | 18.37            | 25.44      | 31.50          | 50.19      | 50.19      | 50.19      |
|         | 2. Diluted:  | 23.67                           | 1.77       | 18.37            | 25.44      | 31.50          | 50.19      | 50.19      | 50.19      |

**Key numbers of Unaudited Standalone Financial Results**

| Sr. No. | Particulars       | Standalone     |            |                  |            |
|---------|-------------------|----------------|------------|------------------|------------|
|         |                   | Quarter Ending |            | Six Months Ended |            |
|         |                   | 30.09.2021     | 30.06.2021 | 30.09.2020       | 31.03.2021 |
| 1       | Turnover          | 205.95         | 171.35     | 154.14           | 377.31     |
| 2       | Profit before tax | 39.05          | 33.50      | 31.47            | 72.55      |
| 3       | Profit after tax  | 29.23          | 25.85      | 25.06            | 55.08      |

**Notes:**

- The above is an extract of the detailed format of Quarterly and Half Yearly Financial Results filed with the Stock Exchanges under Regulation 33 of the SEBI (Listing Obligations and Disclosure Requirements) Regulations, 2015. The full format of the quarterly financial results are available on the Stock Exchange websites viz. www.bseindia.com and www.nseindia.com. The same is also available on the company's website viz. www.gmpfaudler.com.
- The Board of Directors have announced a second interim dividend of ₹ 1/- per share for the current financial year 2021-22. The record date for the payment of the said dividend has been fixed on November 11, 2021.
- The above results for quarter and half year ended September 30, 2021 includes amortisation of intangibles acquired as part of Plaintiff business acquisition amounting to ₹ 188.42 million and ₹ 377.05 million respectively.
- An inventory step-up of ₹ 521.55 million was recorded on February 1, 2021 and out of which ₹ 456.58 million was charged to cost of material consumed during the year ended March 31, 2021 and remaining ₹ 64.97 (excluding forex impact) million was charged to cost of material consumed during the quarter ended June 30, 2021 and half year ended September 30, 2021 which is based on sales of such step-up inventory. Estimated period for sale of such step-up inventory was estimated to be approximately 4 months.
- Consolidated results for the period relating to quarter and half year ended September 30, 2021, quarter ended June 30, 2021 and year ended March 31, 2021 include Plaintiff International business from February 1, 2021, hence figures for the quarter and half year ended September 30, 2021 are not comparable with the figures for the quarter and half year ended September 30, 2020.

By Order of the Board  
**GMM Pfaudler Limited**  
Tarak Patel  
Managing Director  
DIN: 00166183  
Place: Mumbai  
Date : October 28, 2021  
www.gmpfaudler.com



