

The Listing Department,  
BSE Limited,  
Phiroje Jeejeebhoy Towers,  
25<sup>th</sup> Floor, Dalal Street,  
Mumbai – 400001

The Listing Department,  
National Stock Exchange of India Limited,  
Exchange Plaza, 5<sup>th</sup> Floor, C / 1, 'G' Block,  
Bandra Kurla Complex, Bandra (East),  
Mumbai – 400051

**BSE SCRIP Code: 500112**

**NSE SCRIP Code: SBIN**

CC/S&B/AND/2023/914

07.03.2024

Madam / Sir,

**Disclosure under Regulation 30 of SEBI (LODR) Regulations, 2015:  
Credit Opinion Update**

Pursuant to Regulation 30 and other applicable Regulations of SEBI (Listing Obligations and Disclosure Requirements) Regulations, 2015, we advise that Moody's Investor Service has affirmed the Baa3 long-term local and foreign currency bank deposit ratings of State Bank of India (SBI). Moody's has also affirmed SBI's Baseline Credit Assessment (BCA) and Adjusted BCA to ba1. The outlook on the SBI's ratings remains stable.

We enclose copy of Credit Opinion issued by Moody's Investor Service.

This is for your information and record.

Yours faithfully,



(Aruna Nitin Dak)  
AGM (Compliance & Company Secretary)  
Encl: A/a

## CREDIT OPINION

7 March 2024

Update



Send Your Feedback

### RATINGS

#### State Bank of India

Domicile	Mumbai, India
Long Term CRR	Baa3
Type	LT Counterparty Risk Rating - Fgn Curr
Outlook	Not Assigned
Long Term Debt	(P)Baa3
Type	Senior Unsecured MTN - Fgn Curr
Outlook	Not Assigned
Long Term Deposit	Baa3
Type	LT Bank Deposits - Fgn Curr
Outlook	Stable

Please see the [ratings section](#) at the end of this report for more information. The ratings and outlook shown reflect information as of the publication date.

### Contacts

Amit Pandey +65.6398.3732  
VP-Senior Analyst  
amit.pandey@moodys.com

Rachel Tee +65.6311.2656  
Ratings Associate  
rachel.tee@moodys.com

Alka Anbarasu +65.6398.3712  
Associate Managing Director  
alka.anbarasu@moodys.com

## State Bank of India

### Update to credit analysis

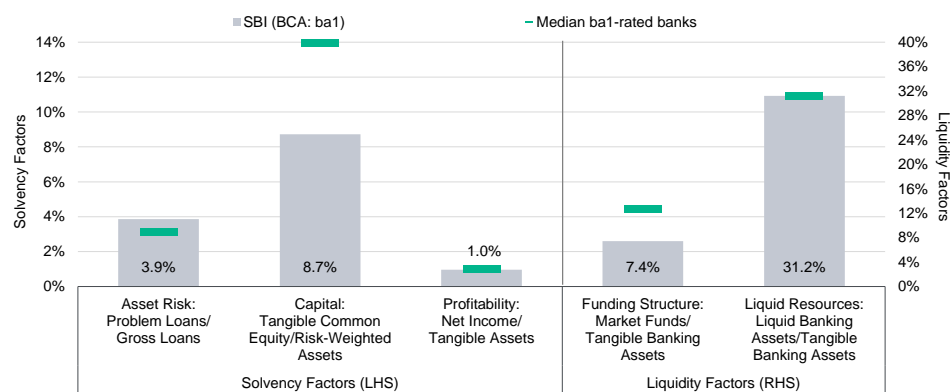
#### Summary

State Bank of India's (SBI) Baa3 long-term local- and foreign-currency deposit ratings are one notch above its ba1 Baseline Credit Assessment (BCA) and Adjusted BCA, reflecting our assumption of a very high probability of government support in times of need. SBI's deposit ratings are on par with the [Government of India's](#) Baa3 sovereign rating.

SBI's ba1 BCA takes into consideration its improved asset quality and profitability. Although capital is modest, the bank benefits from financial flexibility given its ability to raise capital by selling stakes in its listed subsidiaries if required. Funding and liquidity are SBI's key credit strengths, supported by its dominant domestic franchise and strong government links.

Exhibit 1

#### Key financial ratios



Source: Moody's Financial Metrics

## Credit strengths

- » Dominant domestic franchise, which contributes to the bank's strong funding and liquidity
- » Very high probability of government support, reflecting the bank's dominant position and importance to the Indian banking system

## Credit challenges

- » Modest capitalization compared with that of global peers

## Outlook

The stable outlook on SBI's ratings is in line with the stable outlook on the sovereign rating.

## Factors that could lead to an upgrade

An upgrade of SBI's deposit ratings is unlikely because they are at the same level as the sovereign rating.

SBI's BCA can be upgraded if there is an improvement in its core equity capital, with asset quality and profitability remaining at current levels.

## Factors that could lead to a downgrade

We will downgrade SBI's ratings if India's sovereign rating is downgraded, reflecting the strong links between the bank's credit profile and that of the government. The bank's BCA can be downgraded if there is a significant deterioration in its asset quality, as reflected in a sustained increase in nonperforming loans.

Deposit ratings could be downgraded if there is a multi-notch downgrade of the BCA.

## Key indicators

Exhibit 2

### State Bank of India (Consolidated Financials) [1]

	03-23 <sup>2</sup>	03-22 <sup>2</sup>	03-21 <sup>2</sup>	03-20 <sup>2</sup>	03-19 <sup>2</sup>	CAGR/Avg. <sup>3</sup>
Total Assets (INR Billion)	59,280.9	53,402.9	48,296.1	41,850.5	38,757.6	11.2 <sup>4</sup>
Total Assets (USD Billion)	721.3	704.8	660.6	553.2	559.5	6.6 <sup>4</sup>
Tangible Common Equity (INR Billion)	3,173.7	2,729.6	2,473.9	2,246.3	2,081.1	11.1 <sup>4</sup>
Tangible Common Equity (USD Billion)	38.6	36.0	33.8	29.7	30.0	6.5 <sup>4</sup>
Problem Loans / Gross Loans (%)	2.8	3.9	4.9	6.1	7.4	5.0 <sup>5</sup>
Tangible Common Equity / Risk Weighted Assets (%)	8.7	8.3	8.4	8.5	8.6	8.5 <sup>6</sup>
Problem Loans / (Tangible Common Equity + Loan Loss Reserve) (%)	22.2	29.8	36.2	44.8	52.9	37.2 <sup>5</sup>
Net Interest Margin (%)	3.0	2.8	2.9	2.8	2.7	2.8 <sup>5</sup>
PPI / Average RWA (%)	2.9	3.2	2.9	2.9	2.5	2.9 <sup>6</sup>
Net Income / Tangible Assets (%)	1.1	1.1	0.7	0.7	0.2	0.8 <sup>5</sup>
Cost / Income Ratio (%)	63.1	59.4	62.8	61.7	63.6	62.1 <sup>5</sup>
Market Funds / Tangible Banking Assets (%)	7.4	7.3	7.8	6.8	9.8	7.8 <sup>5</sup>
Liquid Banking Assets / Tangible Banking Assets (%)	31.2	33.9	33.3	28.9	28.8	31.2 <sup>5</sup>
Gross Loans / Due to Customers (%)	74.9	70.7	70.0	75.8	79.8	74.2 <sup>5</sup>

[1] All figures and ratios are adjusted using Moody's standard adjustments. [2] Basel III - fully loaded or transitional phase-in; LOCAL GAAP. [3] May include rounding differences because of the scale of reported amounts. [4] Compound annual growth rate (%) based on the periods for the latest accounting regime. [5] Simple average of periods for the latest accounting regime. [6] Simple average of Basel III periods.

Sources: Moody's Investors Service and company filings

## Profile

State Bank of India (SBI) is the largest and one of the oldest commercial banks in India. The bank had a 25% market share each in system loans and deposits, as of the end of December 2023.

This publication does not announce a credit rating action. For any credit ratings referenced in this publication, please see the issuer/deal page on <https://ratings.moody.com> for the most updated credit rating action information and rating history.

SBI was established in 1921 as the Imperial Bank of India following the merger of three banks: Bank of Calcutta, Bank of Bombay and Bank of Madras. The bank's shares are listed on the National Stock Exchange and the Bombay Stock Exchange. As of 31 December 2023, the Indian government owned a 56.9% stake in the bank.

## Detailed credit considerations

### Multiyear asset quality improvement trend in place

The asset quality of SBI will remain broadly stable as economic momentum remains healthy in India.

The corporate sector is in a healthy state, with good profitability and de-leveraged balance sheets. Loan growth for secured retail loans, such as housing and vehicle loans, is backed by real demand, satisfactory employment conditions and adequate asset collateral. The bank has increased its unsecured retail portfolio in measured pace with primary focus on customers with salaried jobs with the government, public-sector companies and top corporates.

Over the last few years, Indian banks, including SBI, have recorded a benign asset quality cycle, largely due to the sharp post-pandemic economic recovery in India. As of December 2023, SBI's loan book was diversified, with corporate loans constituting 29% of total loans, small and medium-sized enterprise (SME) loans 12%, retail loans 36%, agriculture 8% and foreign loans 15%. The health of the corporate credit book has improved in the past few years because of the write-off of legacy bad loans, balance sheet leverage reduction, and increased cash flow of companies. The bank has also strategically reduced single-name concentration over the years and focused on higher-rated corporates and government-related companies.

The retail book is diversified among secured categories like mortgages and auto, and unsecured categories like personal loans. The retail asset quality has benefitted from good employment conditions, a granular portfolio, good asset cover for secured lending, and the focus on a superior selection of customers through employment and cash flow assessments.

As of 31 December 2023, SBI's gross and net nonperforming loan (NPL) ratios decreased to 2.4% and 0.6%, respectively, from 6.1% and 2.2% on 31 March 2020 (see Exhibit 3). These metrics compare well with the industry's gross NPL ratio of 3.2% as of 30 September 2023. SBI has adequate loan loss buffers. As of 31 December 2023, SBI's standalone specific provision coverage ratio was 74%; including other reserves (general provisions, other provisions and restructuring-related reserves) the coverage was well over 100%.

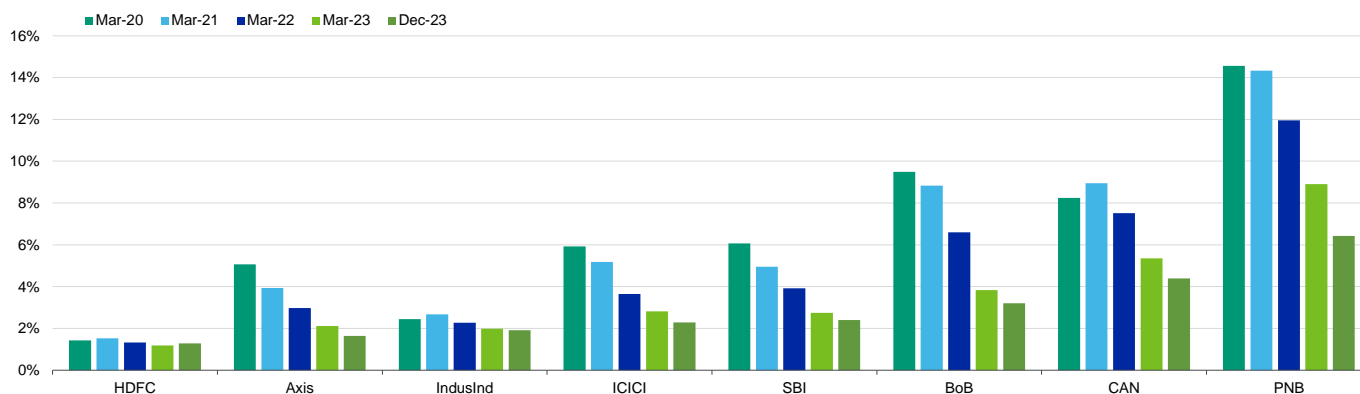
The asset quality is robust in all segments, barring the agriculture sector due to structural issues. The bank had a gross NPL ratio of 0.7% in the retail segment, 2.9% in corporate, 4.1% in SME and 10.1% in agriculture as of 31 December 2023. The gross NPL ratio in agriculture declined from 15.2% as of 31 March 2021.

We assign an Asset Risk score of baa3 to reflect the aforementioned factors.

Exhibit 3

**SBI's NPL ratio has improved**

Gross NPL ratio (in percentage terms)



Note: HDFC = [HDFC Bank Limited](#) (Baa3 stable, baa3), Axis = [Axis Bank Ltd](#) (Baa3 stable, baa3), IndusInd = [IndusInd Bank Limited](#) (Ba1 stable, ba2), ICICI = [ICICI Bank Limited](#) (Baa3 stable, baa3), SBI = [State Bank of India](#) (Baa3 stable, ba1), BoB = [Bank of Baroda](#) (Baa3 stable, ba3), CAN = [Canara Bank](#) (Baa3 stable, ba3), PNB = [Punjab National Bank](#) (Baa3 stable, ba3). The ratings refer to the banks' deposit rating and BCA.

Source: Banks' Basel III disclosures

**Profitability to remain at satisfactory levels**

We expect SBI's profitability to remain in line with the industry average, with return on assets (ROA) of around 1%. The bank has a competitive domestic net interest margin (NIM) due to its presence in diversified loan categories, including some higher-yielding retail and SME categories, and one of the lowest cost of funds in the industry. These factors are offset to an extent by a lower-yielding foreign book and the bank's sizable holdings of government securities.

SBI's annualized ROA was 0.98% for the nine months that ended 31 December 2023, compared with 0.9% in the year-earlier period. The bank's costs rose because of employee wage revisions and one-off items, including provisions for pension liabilities and dearness allowance in the nine months that ended 31 December 2023, however, moderation in credit costs helped the bank to buffer these costs.

We expect a marginal moderation in the NIM of the bank due to competition on the lending side, a slowdown in the high-yielding unsecured retail loan portfolio after [regulatory intervention](#), and upward repricing of deposits. There is a possibility of policy rate cuts in a few quarters, which will be negative for margins as banks are asset-sensitive. The credit cost will rise from cyclically very low levels as loan book seasons; lower employee cost devoid of one offs will compensate this rise partly.

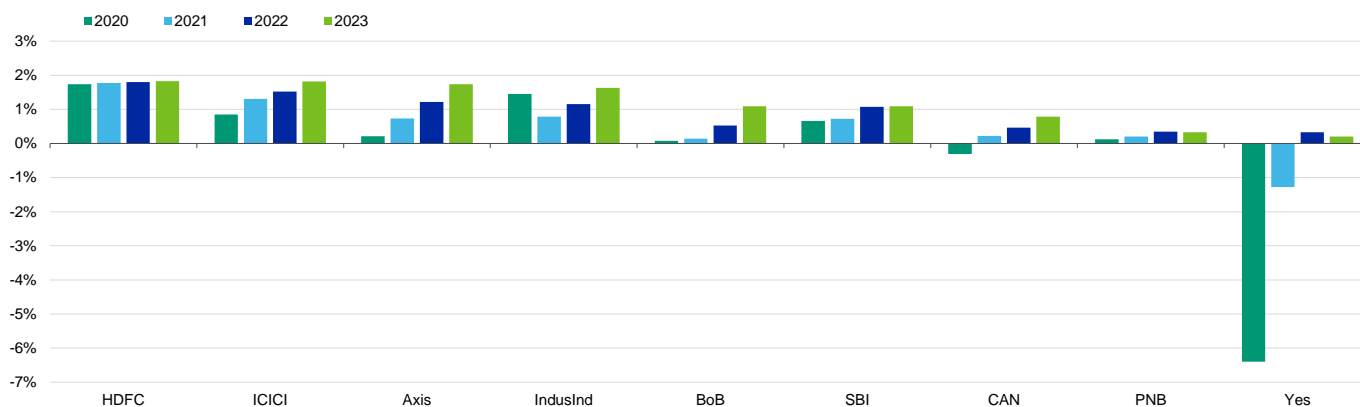
SBI's earnings have improved in the last few years, as shown by an increase in the ROA to 0.98% in the nine months that ended December 2023 from 0.5% for fiscal 2021. This improvement is because of an increase in the NIM in a rising policy rate environment, where loans repriced faster than deposits, and an increase in the share of higher-yielding retail loans. Credit costs declined substantially given the strong economic recovery in India after the pandemic and because the bank had adequately provided for legacy stressed loans.

We assign a ba1 Profitability score to SBI to reflect the factors mentioned above.

Exhibit 4

**SBI's profitability has improved over the last few years**

Net income as a percentage of tangible assets



Note: 2023 refers to the fiscal year ending 31 March 2023.

Source: Moody's Investors Service

**Capital will remain stable over the next 12-18 months**

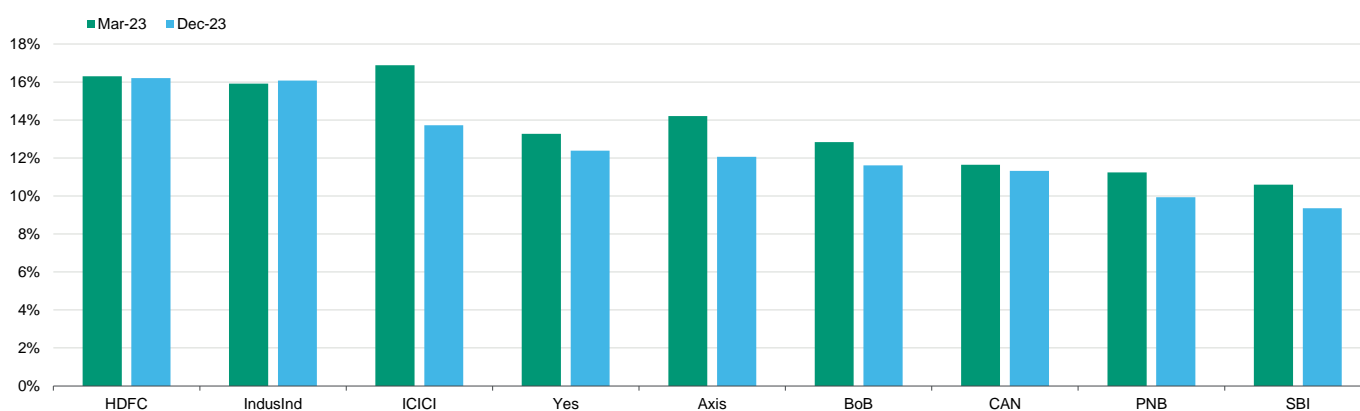
SBI's Common Equity Tier 1 (CET 1) capital ratio decreased to 9.4% as of the end of December 2023 from 9.6% a year ago, mainly driven by the RBI's increased risk weights on select non-banking financial companies (NBFCs) and unsecured retail loans. Its standalone CET1 ratio including profits for the nine months that ended December 2023 was 10.4%. We expect SBI's capital to remain broadly stable over the next 12-18 months as profit accretion will keep pace with credit growth.

While SBI's capitalization is modest compared with its rated peers (see Exhibit 5), its stakes in leading Indian financial services companies — such as its life and general insurance, credit card and mutual fund subsidiaries — provides it financial flexibility.

Exhibit 5

**SBI's capital is lower than the other rated Indian banks**

CET 1 capital ratio



Banks' CET1 capital ratios as of the end of December 2023 do not include profit accretion for the nine months that ended 31 December 2023.

Source: Banks' Basel III disclosures

As part of [Yes Bank Limited's](#) (Yes Bank, Ba3 stable, b1<sup>1</sup>) rescue transaction, SBI acquired a 48.21% stake in Yes Bank in March 2020. Per the terms of the transaction, SBI was to maintain a 26% shareholding in the bank until March 2023. While the lock-in period has ended and SBI still holds a 26.1% stake in Yes Bank, we expect any reduction in its stake to be gradual.

We assign a b1 Capital score to reflect the aforementioned factors.

### **Dominant domestic franchise and strong government links support funding and liquidity**

The baa1 Funding Structure score reflects the bank's strong domestic franchise, with 22,405 bank branches as of July 2023, and its important links to government transaction-related businesses, which support its strong local-currency funding. Furthermore, its strong deposit base, reflected by a deposit market share of 25% as of 31 December 2023, provides a low-cost and stable funding source. While the industry is facing obstacles to mobilize deposits commensurate with loan growth, we expect SBI to be on a stronger footing given its comfortable deposit position and largest franchise in India.

SBI is primarily deposit funded, which accounted for 74.1% of its total assets as of 31 December 2023 on a consolidated basis. Total domestic deposits grew 12.8% year on year as of the end of December 2023, mainly attributed to an increase in term deposits, which grew 19.5% from the previous year, as depositors shifted toward the higher-yielding term deposits in response to the policy rate hikes. Conversely, current account and savings account (CASA) deposits saw a more modest growth of 4.5% year on year as of the same date. Consequently, the share of low-cost CASA deposits decreased to 39.5% of total deposits as of 31 December 2023 from 42.7% a year earlier.

SBI's strong funding position is also supported by its low reliance on market funds. As of 31 March 2023, market funds as a percentage of tangible banking assets remained modest at 7.4%.

Liquid assets, the bulk of which comprise cash, interbank assets and government securities, accounted for 31.2% of its total tangible assets as of 31 March 2023. This proportion has been broadly stable over the past few years. Meanwhile, SBI's liquidity coverage ratio (LCR) was robust at 138.6% as of 31 December 2023 on a consolidated basis, which is well above the minimum regulatory requirement of 100%.

The baa1 Liquid Resources score reflects the above factors, as well as the bank's large exposure to the Indian government through its mandatory holdings of government securities.

### **SBI's BCA is supported by India's Moderate+ Macro Profile**

The macro profile is an analytical input used to determine each bank's BCA and is designed to capture the systemwide factors that are predictive of the propensity of banks to fail. Because SBI operates predominantly in India, we assigned a Moderate+ macro profile to the bank, in line with that assigned to India.

India's macro profile balances the country's large and diversified economy with high growth potential against low per capita income and moderate institutional strength.

Credit conditions in India have gradually improved, with a significant reduction in the banks' stock of legacy problem loans over the past three years. Corporates' financial health has also improved following a decade of reduction in leverage. In addition, retail loans have performed well despite pandemic-induced economic stresses.

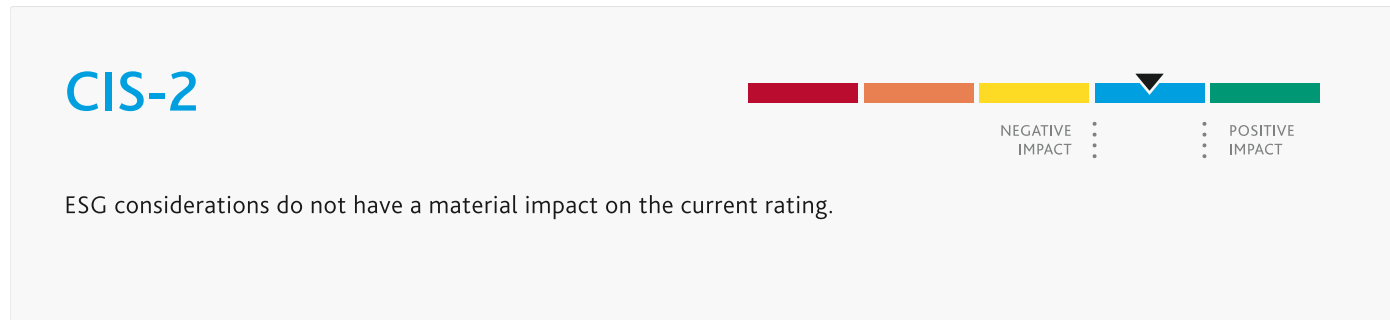
The funding and liquidity of Indian banks are stable because these banks are largely funded by customer deposits, with limited reliance on confidence-sensitive market funds. All the Indian banks that we rate meet their current LCR requirements, although only a part of the banks' holdings of government securities is included as high-quality liquid assets in LCR calculations.

## ESG considerations

### State Bank of India's ESG credit impact score is CIS-2

Exhibit 6

#### ESG credit impact score




Source: Moody's Investors Service

State Bank of India's **CIS-2** score reflects the limited credit impact of environmental and social risk factors on the rating to date, as well as the bank's moderate governance risk. A very high level of Government support buffers the impact of ESG factors on the rating.

Exhibit 7

#### ESG issuer profile scores



Source: Moody's Investors Service

### Environmental

SBI faces moderate industrywide environmental risks from loan exposure to the agriculture sector, which is prone to water management issues, and to sectors subject to carbon transition risk. The environmental risks are partially offset by SBI's diversified loan book, and its efforts to increase the share of green and sustainable financing.

### Social

SBI faces moderate social risks related to customer relations, tightening regulatory and compliance standards, and the impact of potential technological disruptions associated with an increasingly digitally active customer base. However, the bank is generally focused on intermediation with simpler product ranges with few identified conduct issues and has been subject to looser regulatory scrutiny on consumer protection. Furthermore, the bank benefits from India's favorable demographic factors, low credit penetration, and the bank's focus on investing in digitization to improve customer experience and promote financial education.

### Governance

SBI faces moderate governance risks. SBI also faces potential strategic risks because of its government ownership and status as the largest bank in India, which may limit management flexibility and independence.

ESG Issuer Profile Scores and Credit Impact Scores for the rated entity/transaction are available on Moody's.com. In order to view the latest scores, please click [here](#) to go to the landing page for the entity/transaction on MDC and view the ESG Scores section.



## Support and structural considerations

### Government support considerations

Our assessment of a very high probability of government support for SBI in the event of financial distress takes into account the bank's importance to the domestic banking industry and its close relationship with the government, which had a 56.9% stake in the bank as of the end of December 2023. SBI's deposit ratings of Baa3 receive a one-notch uplift from its BCA of ba1 because of this assessment.

The B1 rating on the bank's Basel III-compliant AT1 securities does not contain any uplift from the government support and is positioned three notches below its Adjusted BCA, reflecting the increasing international trend of imposing losses on holders of junior-ranking securities as a precondition for an ailing bank to receive government support.

Although India does not have an explicit legal framework to impose losses on creditors outside of bankruptcy, the global financial crisis and the recent bank bailouts in India have demonstrated that bank recapitalization costs can be shared with subordinated creditors outside the legal framework by means of distressed exchanges without triggering any contagion, as was previously feared.

### Counterpart Risk (CR) Assessment

#### SBI's CR Assessment is positioned at Baa3(cr)/P-3(cr)

The CR Assessment, before government support, is positioned in line with the bank's senior unsecured debt and deposit ratings, reflecting our expectation that in the case of a bank rescue, Indian regulators will not differentiate between banks' operational creditors and depositors, as illustrated by the bailout of Yes Bank. We then assign government support assumptions, in line with our support assumptions on deposits and senior unsecured debt.

### Counterparty Risk Ratings (CRRs)

#### SBI's CRRs are positioned at Baa3/P-3

The CRR, before government support, is positioned in line with the bank's senior unsecured debt and deposit ratings, reflecting our expectation that in the case of a bank rescue, Indian regulators will not differentiate between banks' operational creditors and depositors, as illustrated by the bailout of Yes Bank. We then assign government support assumptions, in line with our support assumptions on deposits and senior unsecured debt.

## Methodology and scorecard

### About Moody's Bank Scorecard

Our scorecard is designed to capture, express and explain in summary form our Rating Committee's judgment. When read in conjunction with our research, a fulsome presentation of our judgment is expressed. As a result, the output of our scorecard might significantly differ from that suggested by raw data alone (although it has been calibrated to avoid the frequent need for strong divergence). The scorecard output and the individual scores are discussed in rating committees and might be adjusted up or down to reflect conditions specific to each rated entity.

## Rating methodology and scorecard factors

Exhibit 8

### State Bank of India

Macro Factors							
Weighted Macro Profile	Moderate	100%					
	+						
Factor	Historic Ratio	Initial Score	Expected Trend	Assigned Score	Key driver #1	Key driver #2	
Solvency							
Asset Risk							
Problem Loans / Gross Loans	3.9%	baa2	↑	baa3	Expected trend	Long-run loss performance	
Capital							
Tangible Common Equity / Risk Weighted Assets (Basel III - transitional phase-in)	8.7%	b1	↔	b1	Access to capital		
Profitability							

Net Income / Tangible Assets	1.0%	baa3	↔	ba1	Expected trend
Combined Solvency Score		ba1		ba2	
Liquidity					
Funding Structure					
Market Funds / Tangible Banking Assets	7.4%	a3	↔	baa1	Deposit quality
Liquid Resources					
Liquid Banking Assets / Tangible Banking Assets	31.2%	baa1	↔	baa1	Quality of liquid assets
Combined Liquidity Score		a3		baa1	
Financial Profile				ba1	
Qualitative Adjustments				Adjustment	
Business Diversification				0	
Opacity and Complexity				0	
Corporate Behavior				0	
Total Qualitative Adjustments				0	
Sovereign or Affiliate constraint				Baa3	
BCA Scorecard-indicated Outcome - Range				baa3 - ba2	
Assigned BCA				ba1	
Affiliate Support notching				0	
Adjusted BCA				ba1	

Instrument Class	Loss Given Failure notching	Additional notching	Preliminary Rating Assessment	Government Support notching	Local Currency Rating	Foreign Currency Rating
Counterparty Risk Rating	0	0	ba1	1	Baa3	Baa3
Counterparty Risk Assessment	0	0	ba1 (cr)	1	Baa3(cr)	
Deposits	0	0	ba1	1	Baa3	Baa3
Senior unsecured bank debt	0	0	ba1	1		(P)Baa3
Non-cumulative bank preference shares	-1	-2	b1	0		(P)B1

[1] Where dashes are shown for a particular factor (or sub-factor), the score is based on non-public information.

Source: Moody's Investors Service

## Ratings

Exhibit 9

Category	Moody's Rating
<b>STATE BANK OF INDIA</b>	
Outlook	Stable
Counterparty Risk Rating	Baa3/P-3
Bank Deposits	Baa3/P-3
Baseline Credit Assessment	ba1
Adjusted Baseline Credit Assessment	ba1
Counterparty Risk Assessment	Baa3(cr)/P-3(cr)
Senior Unsecured MTN	(P)Baa3
<b>STATE BANK OF INDIA, DIFC BRANCH</b>	
Outlook	Stable
Counterparty Risk Rating	Baa3/P-3
Counterparty Risk Assessment	Baa3(cr)/P-3(cr)
Senior Unsecured MTN	(P)Baa3
<b>STATE BANK OF INDIA, GIFT CITY BRANCH</b>	
Outlook	Stable
Counterparty Risk Rating	Baa3/P-3
Counterparty Risk Assessment	Baa3(cr)/P-3(cr)
Senior Unsecured MTN	(P)Baa3
<b>STATE BANK OF INDIA, HONG KONG BRANCH</b>	
Outlook	Stable
Counterparty Risk Rating	Baa3/P-3
Counterparty Risk Assessment	Baa3(cr)/P-3(cr)
Senior Unsecured MTN	(P)Baa3
<b>STATE BANK OF INDIA, LONDON BRANCH</b>	
Outlook	Stable
Counterparty Risk Rating	Baa3/P-3
Counterparty Risk Assessment	Baa3(cr)/P-3(cr)
Senior Unsecured	Baa3

Source: Moody's Investors Service

## Endnotes

1 The bank ratings refer to the bank's deposit rating and BCA.

© 2024 Moody's Corporation, Moody's Investors Service, Inc., Moody's Analytics, Inc. and/or their licensors and affiliates (collectively, "MOODY'S"). All rights reserved. CREDIT RATINGS ISSUED BY MOODY'S CREDIT RATINGS AFFILIATES ARE THEIR CURRENT OPINIONS OF THE RELATIVE FUTURE CREDIT RISK OF ENTITIES, CREDIT COMMITMENTS, OR DEBT OR DEBT-LIKE SECURITIES, AND MATERIALS, PRODUCTS, SERVICES AND INFORMATION PUBLISHED OR OTHERWISE MADE AVAILABLE BY MOODY'S (COLLECTIVELY, "MATERIALS") MAY INCLUDE SUCH CURRENT OPINIONS. MOODY'S DEFINES CREDIT RISK AS THE RISK THAT AN ENTITY MAY NOT MEET ITS CONTRACTUAL FINANCIAL OBLIGATIONS AS THEY COME DUE AND ANY ESTIMATED FINANCIAL LOSS IN THE EVENT OF DEFAULT OR IMPAIRMENT. SEE APPLICABLE MOODY'S RATING SYMBOLS AND DEFINITIONS PUBLICATION FOR INFORMATION ON THE TYPES OF CONTRACTUAL FINANCIAL OBLIGATIONS ADDRESSED BY MOODY'S CREDIT RATINGS. CREDIT RATINGS DO NOT ADDRESS ANY OTHER RISK, INCLUDING BUT NOT LIMITED TO: LIQUIDITY RISK, MARKET VALUE RISK, OR PRICE VOLATILITY. CREDIT RATINGS, NON-CREDIT ASSESSMENTS ("ASSESSMENTS"), AND OTHER OPINIONS INCLUDED IN MOODY'S MATERIALS ARE NOT STATEMENTS OF CURRENT OR HISTORICAL FACT. MOODY'S MATERIALS MAY ALSO INCLUDE QUANTITATIVE MODEL-BASED ESTIMATES OF CREDIT RISK AND RELATED OPINIONS OR COMMENTARY PUBLISHED BY MOODY'S ANALYTICS, INC. AND/OR ITS AFFILIATES. MOODY'S CREDIT RATINGS, ASSESSMENTS, OTHER OPINIONS AND MATERIALS DO NOT CONSTITUTE OR PROVIDE INVESTMENT OR FINANCIAL ADVICE, AND MOODY'S CREDIT RATINGS, ASSESSMENTS, OTHER OPINIONS AND MATERIALS ARE NOT AND DO NOT PROVIDE RECOMMENDATIONS TO PURCHASE, SELL, OR HOLD PARTICULAR SECURITIES. MOODY'S CREDIT RATINGS, ASSESSMENTS, OTHER OPINIONS AND MATERIALS DO NOT COMMENT ON THE SUITABILITY OF AN INVESTMENT FOR ANY PARTICULAR INVESTOR. MOODY'S ISSUES ITS CREDIT RATINGS, ASSESSMENTS AND OTHER OPINIONS AND PUBLISHES OR OTHERWISE MAKES AVAILABLE ITS MATERIALS WITH THE EXPECTATION AND UNDERSTANDING THAT EACH INVESTOR WILL, WITH DUE CARE, MAKE ITS OWN STUDY AND EVALUATION OF EACH SECURITY THAT IS UNDER CONSIDERATION FOR PURCHASE, HOLDING, OR SALE.

MOODY'S CREDIT RATINGS, ASSESSMENTS, OTHER OPINIONS, AND MATERIALS ARE NOT INTENDED FOR USE BY RETAIL INVESTORS AND IT WOULD BE RECKLESS AND INAPPROPRIATE FOR RETAIL INVESTORS TO USE MOODY'S CREDIT RATINGS, ASSESSMENTS, OTHER OPINIONS OR MATERIALS WHEN MAKING AN INVESTMENT DECISION. IF IN DOUBT YOU SHOULD CONTACT YOUR FINANCIAL OR OTHER PROFESSIONAL ADVISER.

ALL INFORMATION CONTAINED HEREIN IS PROTECTED BY LAW, INCLUDING BUT NOT LIMITED TO, COPYRIGHT LAW, AND NONE OF SUCH INFORMATION MAY BE COPIED OR OTHERWISE REPRODUCED, REPACKAGED, FURTHER TRANSMITTED, TRANSFERRED, DISSEMINATED, REDISTRIBUTED OR RESOLD, OR STORED FOR SUBSEQUENT USE FOR ANY SUCH PURPOSE, IN WHOLE OR IN PART, IN ANY FORM OR MANNER OR BY ANY MEANS WHATSOEVER, BY ANY PERSON WITHOUT MOODY'S PRIOR WRITTEN CONSENT. FOR CLARITY, NO INFORMATION CONTAINED HEREIN MAY BE USED TO DEVELOP, IMPROVE, TRAIN OR RETRAIN ANY SOFTWARE PROGRAM OR DATABASE, INCLUDING, BUT NOT LIMITED TO, FOR ANY ARTIFICIAL INTELLIGENCE, MACHINE LEARNING OR NATURAL LANGUAGE PROCESSING SOFTWARE, ALGORITHM, METHODOLOGY AND/OR MODEL.

MOODY'S CREDIT RATINGS, ASSESSMENTS, OTHER OPINIONS AND MATERIALS ARE NOT INTENDED FOR USE BY ANY PERSON AS A BENCHMARK AS THAT TERM IS DEFINED FOR REGULATORY PURPOSES AND MUST NOT BE USED IN ANY WAY THAT COULD RESULT IN THEM BEING CONSIDERED A BENCHMARK.

All information contained herein is obtained by MOODY'S from sources believed by it to be accurate and reliable. Because of the possibility of human or mechanical error as well as other factors, however, all information contained herein is provided "AS IS" without warranty of any kind. MOODY'S adopts all necessary measures so that the information it uses in assigning a credit rating is of sufficient quality and from sources MOODY'S considers to be reliable including, when appropriate, independent third-party sources. However, MOODY'S is not an auditor and cannot in every instance independently verify or validate information received in the credit rating process or in preparing its Materials.

To the extent permitted by law, MOODY'S and its directors, officers, employees, agents, representatives, licensors and suppliers disclaim liability to any person or entity for any indirect, special, consequential, or incidental losses or damages whatsoever arising from or in connection with the information contained herein or the use of or inability to use any such information, even if MOODY'S or any of its directors, officers, employees, agents, representatives, licensors or suppliers is advised in advance of the possibility of such losses or damages, including but not limited to: (a) any loss of present or prospective profits or (b) any loss or damage arising where the relevant financial instrument is not the subject of a particular credit rating assigned by MOODY'S.

To the extent permitted by law, MOODY'S and its directors, officers, employees, agents, representatives, licensors and suppliers disclaim liability for any direct or compensatory losses or damages caused to any person or entity, including but not limited to by any negligence (but excluding fraud, willful misconduct or any other type of liability that, for the avoidance of doubt, by law cannot be excluded) on the part of, or any contingency within or beyond the control of, MOODY'S or any of its directors, officers, employees, agents, representatives, licensors or suppliers, arising from or in connection with the information contained herein or the use of or inability to use any such information.

NO WARRANTY, EXPRESS OR IMPLIED, AS TO THE ACCURACY, TIMELINESS, COMPLETENESS, MERCHANTABILITY OR FITNESS FOR ANY PARTICULAR PURPOSE OF ANY CREDIT RATING, ASSESSMENT, OTHER OPINION OR INFORMATION IS GIVEN OR MADE BY MOODY'S IN ANY FORM OR MANNER WHATSOEVER.

Moody's Investors Service, Inc., a wholly-owned credit rating agency subsidiary of Moody's Corporation ("MCO"), hereby discloses that most issuers of debt securities (including corporate and municipal bonds, debentures, notes and commercial paper) and preferred stock rated by Moody's Investors Service, Inc. have, prior to assignment of any credit rating, agreed to pay to Moody's Investors Service, Inc. for credit ratings opinions and services rendered by it. MCO and Moody's Investors Service also maintain policies and procedures to address the independence of Moody's Investors Service credit ratings and credit rating processes. Information regarding certain affiliations that may exist between directors of MCO and rated entities, and between entities who hold credit ratings from Moody's Investors Service, Inc. and have also publicly reported to the SEC an ownership interest in MCO of more than 5%, is posted annually at [www.moody's.com](http://www.moody's.com) under the heading "Investor Relations — Corporate Governance — Charter Documents - Director and Shareholder Affiliation Policy."

Moody's SF Japan K.K., Moody's Local AR Agente de Calificación de Riesgo S.A., Moody's Local BR Agência de Classificação de Risco LTDA, Moody's Local MX S.A. de C.V., I.C.V., Moody's Local PE Clasificadora de Riesgo S.A., and Moody's Local PA Clasificadora de Riesgo S.A. (collectively, the "Moody's Non-NRSRO CRAs") are all indirectly wholly-owned credit rating agency subsidiaries of MCO. None of the Moody's Non-NRSRO CRAs is a Nationally Recognized Statistical Rating Organization.

Additional terms for Australia only: Any publication into Australia of this document is pursuant to the Australian Financial Services License of MOODY'S affiliate, Moody's Investors Service Pty Limited ABN 61 003 399 657AFSL 336969 and/or Moody's Analytics Australia Pty Ltd ABN 94 105 136 972 AFSL 383569 (as applicable). This document is intended to be provided only to "wholesale clients" within the meaning of section 761G of the Corporations Act 2001. By continuing to access this document from within Australia, you represent to MOODY'S that you are, or are accessing the document as a representative of, a "wholesale client" and that neither you nor the entity you represent will directly or indirectly disseminate this document or its contents to "retail clients" within the meaning of section 761G of the Corporations Act 2001. MOODY'S credit rating is an opinion as to the creditworthiness of a debt obligation of the issuer, not on the equity securities of the issuer or any form of security that is available to retail investors.

Additional terms for India only: Moody's credit ratings, Assessments, other opinions and Materials are not intended to be and shall not be relied upon or used by any users located in India in relation to securities listed or proposed to be listed on Indian stock exchanges.

Additional terms with respect to Second Party Opinions (as defined in Moody's Investors Service Rating Symbols and Definitions): Please note that a Second Party Opinion ("SPO") is not a "credit rating". The issuance of SPOs is not a regulated activity in many jurisdictions, including Singapore. JAPAN: In Japan, development and provision of SPOs fall under the category of "Ancillary Businesses", not "Credit Rating Business", and are not subject to the regulations applicable to "Credit Rating Business" under the Financial Instruments and Exchange Act of Japan and its relevant regulation. PRC: Any SPO: (1) does not constitute a PRC Green Bond Assessment as defined under any relevant PRC laws or regulations; (2) cannot be included in any registration statement, offering circular, prospectus or any other documents submitted to the PRC regulatory authorities or otherwise used to satisfy any PRC regulatory disclosure requirement; and (3) cannot be used within the PRC for any regulatory purpose or for any other purpose which is not permitted under relevant PRC laws or regulations. For the purposes of this disclaimer, "PRC" refers to the mainland of the People's Republic of China, excluding Hong Kong, Macau and Taiwan.

## CLIENT SERVICES

Americas	1-212-553-1653
Asia Pacific	852-3551-3077
Japan	81-3-5408-4100
EMEA	44-20-7772-5454