

POST BOX NO. 10077
TEL. NOS.: +91 22 22197101
FAX :0091-22- 2207 1612 / 6772
Email: writetous@bbtcl.com
Website: www.bbtcl.com
CIN: L99999MH1863PLC000002



THE BOMBAY BURMAH TRADING CORPORATION, LIMITED

REGD. OFFICE : 9, WALLACE STREET, FORT,
MUMBAI 400 001, INDIA.

14th November, 2022

The Secretary
BSE Ltd.,
Phiroze Jeejeebhoy Towers,
Dalal Street,
MUMBAI 400 001.
Scrip Code: 501425

Manager – Listing Department,
National Stock Exchange of India Ltd.,
Exchange Plaza, 5th Floor,
Plot No.C/1, 'G' Block,
Bandra-Kurla Complex,
Bandra (E),
MUMBAI 400 051.
Scrip Code: BBTC

Dear Sirs,

Sub: Compliance under Regulation 47 of the SEBI (Listing Obligations and Disclosure Requirements) Regulations, 2015


Pursuant to the provisions of Regulation 47 of the SEBI (Listing Obligations and Disclosure Requirements) Regulations, 2015, we hereby enclose e-copies of newspaper publication of the Extract of Unaudited Financial Results (Standalone and Consolidated) for the quarter and half year ended 30th September, 2022 published in Business Standard all India editions and Mumbai Lakshadeep on 14th November, 2022.

Kindly take the same on record.

Thanking you,

Yours faithfully,
For The Bombay Burmah Trading Corporation, Limited

Sanjay Kumar Chowdhary
Company Secretary & Compliance Officer
Encl: a/a



Apollo Micro Systems Limited

(CIN: L72200TG1997PLC026556)

Registered office: Plot No. 128/A, Road No. 12, BEL Road, IDA Mallapur, Hyderabad - 500076, Telangana.

Telephone: +91 40 27167000 - 99; Facsimile: +91 40 2715 0820; E-mail: cs@apollo-micro.com; Website: www.apollo-micro.com

EXTRACT OF CONSOLIDATED UNAUDITED FINANCIAL RESULTS FOR THE QUARTER AND SIX MONTHS ENDED 30 SEPTEMBER, 2022

All amounts in lakhs except otherwise stated

Particulars	Quarter ended			Six months ended		Year ended
	30.09.2022	30.06.2022	30.09.2021	30.09.2022	30.09.2021	31.03.2022
	(Unaudited)	(Unaudited)	(Unaudited)	(Unaudited)	(Unaudited)	(Audited)
Total Revenue from Operations	5,239.45	5,641.28	4,620.37	10,880.73	7,342.29	24,395.05
Profit before exceptional items & tax	491.58	356.12	406.34	847.70	546.58	2,025.13
Net Profit for the period before tax	491.58	356.12	406.34	847.70	546.58	2,025.13
Net Profit for the period after tax	328.67	163.73	274.88	492.40	333.43	1,461.52
Total comprehensive income for the period	328.67	163.73	274.88	492.40	333.43	1,460.87
Paid up equity share capital	2,076.39	2,076.39	2,076.39	2,076.39	2,076.39	2,076.39
Other equity						29,926.85
Earnings per share (Face value of Rs.10/- each) :						
(a) Basic	1.58	0.79	1.32	2.37	1.61	7.04
(a) Diluted	1.58	0.79	1.32	2.37	1.61	7.04

Key numbers of Unaudited Standalone Results of the Company are as under:-

Particulars	Quarter ended			Six months ended		Year ended
	30.09.2022	30.06.2022	30.09.2021	30.09.2022	30.09.2021	31.03.2022
	(Unaudited)	(Unaudited)	(Unaudited)	(Unaudited)	(Unaudited)	(Audited)
Total Revenue from Operations	5,239.45	5,641.28	4,620.37	10,880.73	7,342.29	24,395.01
Profit before exceptional items & tax	491.84	356.26	406.63	848.09	546.90	2,025.76
Profit before tax	491.84	356.26	406.63	848.09	546.90	2,025.76
Profit after tax	328.80	163.87	275.08	492.67	333.66	1,461.95
Total Comprehensive income	328.80	163.87	275.08	492.67	333.66	1,462.30


Notes

- The financial results have been prepared in accordance with Indian Accounting Standards ('Ind AS') prescribed under section 133 of the Companies Act, 2013 read with relevant rules thereunder and in terms of Regulation 33 of the SEBI (Listing Obligations and Disclosure Requirements) Regulations, 2015 (as amended) and SEBI circular dated 5th July, 2016.
- The above is an extract of the detailed format of unaudited consolidated financial results for the quarter ended September 30, 2022 filed with the stock exchange under Regulation 33 of the SEBI (Listing Obligations and Disclosure Requirements) Regulations, 2015. The full format of the unaudited financial results (standalone and consolidated) for the quarter ended September 30, 2022 is available on the Company's website i.e. www.apollo-micro.com under Investor Information section and on the stock exchange websites i.e. www.bseindia.com and www.nseindia.com.

For and on behalf of the Board of Directors of Apollo Micro Systems Limited
Sd/-
Karunakar Reddy Baddam
Managing Director
DIN: 00790139

Place: Hyderabad
Date: November 12, 2022

POST BOX NO. 10077
TEL. NOS.: +91 22 22187101
FAX: 091-22-2207 1612 / 6772
Email: writetous@bbcl.com
Website: www.bbcl.com
CIN: L9999MH1863PLC00002



THE BOMBAY BURMAH TRADING CORPORATION, LIMITED
REGD. OFFICE : 9, WALLACE STREET, FORT, MUMBAI 400 001, INDIA.

Extract of Unaudited Standalone Financial Results for the quarter and half year ended 30 September 2022

(₹ in lakhs)

Sr. No.	Particulars	Quarter Ended		Six Months Ended		Year Ended
		30/09/2022	30/09/2021	30/09/2022	30/09/2021	31/03/2022
		(Unaudited)	(Unaudited)	(Unaudited)	(Unaudited)	(Audited)
1	Total income from operations (net)	8,186.57	8,098.48	15,429.30	13,891.31	41,187.64
2	Net profit / (loss) for the period (before tax, exceptional and / or extraordinary items)	(2,407.04)	(2,186.79)	(3,936.34)	(3,546.77)	1,793.52
3	Net profit / (loss) for the period before tax (after exceptional and / or extraordinary items)	(2,407.04)	(2,186.79)	(3,936.34)	(2,523.90)	2,816.39
4	Net profit / (loss) for the period after tax	(2,407.04)	(2,186.79)	(3,936.34)	(2,523.90)	989.03
5	Total comprehensive income for the period [comprising after tax profit / (loss) for the period & other comprehensive income]	(1,547.07)	(2,090.24)	(3,844.91)	(2,331.14)	(988.09)
6	Paid-up equity share capital (face value of Rs. 2 each)	1,395.44	1,395.44	1,395.44	1,395.44	1,395.44
7	Earnings per share (of Rs.2 each) (not annualised) :					
a)	Basic	(3.45)	(3.13)	(5.64)	(3.62)	1.42
b)	Diluted	(3.45)	(3.13)	(5.64)	(3.62)	1.42

Extract of Unaudited Consolidated Financial Results for the quarter and half year ended 30 September 2022

(₹ in lakhs)


Sr. No.	Particulars	Quarter Ended		Six Months Ended		Year Ended
		30/09/2022	30/09/2021	30/09/2022	30/09/2021	31/03/2022
		(Unaudited)	(Unaudited)	(Unaudited)	(Unaudited)	(Audited)
1	Total revenue from operations	4,47,056.01	3,69,762.55	8,25,007.67	7,16,652.21	14,54,429.22
2	Net profit / (loss) for the period (before tax, exceptional and / or extraordinary items)	35,327.17	44,789.05	48,120.55	83,174.61	1,51,417.17
3	Net profit / (loss) for the period before tax (after exceptional and / or extraordinary items)	35,327.17	44,789.05	48,120.55	83,174.61	1,51,417.17
4	Net profit / (loss) for the period after tax (after exceptional and / or extraordinary items)	18,126.64	30,369.52	18,174.30	49,515.00	80,864.79
5	Total comprehensive income for the period [comprising after tax profit / (loss) for the period & other comprehensive income]	23,350.86	25,010.95	26,998.95	44,460.23	78,787.20
6	Paid-up equity share capital (face value of Rs. 2 each)	1,395.44	1,395.44	1,395.44	1,395.44	1,395.44
7	Earnings per share (of Rs.2 each) (not annualised) :					
a)	Basic	(8.63)	16.64	(32.24)	16.84	9.09
b)	Diluted	(8.63)	16.64	(32.24)	16.84	9.09

Notes :

- The above financial results have been reviewed by the Audit Committee and having been recommended by it to the Board for approval, were approved by the Board at its meeting held on 12 November 2022.
- The Limited Review for the quarter and six months ended has been carried out by the Statutory Auditors as required under Regulation 33 and 52 read with Regulation 63 of the SEBI (Listing Obligations and Disclosure Requirements) Regulations, 2015 (as amended).
- The above is an extract of the detailed format of unaudited financial results for the quarter and six months ended filed with the Stock Exchanges under Regulation 33 of the SEBI (Listing Obligations and Disclosure Requirements) Regulations, 2015. The detailed format of unaudited financial results for the quarter and six months ended 30 September 2022 are available on the website of stock exchanges www.bseindia.com and www.nseindia.com and on the Corporation's website www.bbcl.com

On behalf of the Board
For The Bombay Burmah Trading Corporation, Limited
Ness Wadia
Managing Director

Place: Mumbai
Date: 12 November 2022



DDEV PLASTIKS INDUSTRIES LIMITED

CIN: L24290WB2020PLC241791
Regd Office: 2B, Pretoria Street, Kolkata – 700 071
Telephone: 91-033-2282 3744/3745/3699/3671, Fax: 91-033-2282 3739
E-Mail: kolkata@ddevgroup.in Website: www.ddevgroup.in

EXTRACT OF UN-AUDITED FINANCIAL RESULTS FOR THE 02ND QUARTER AND HALF YEAR ENDED 30TH SEPTEMBER, 2022

Rs. in Lacs (Except per share data)


SI No.	PARTICULARS	STANDALONE				
		Quarter ended		Half Year ended		Year ended
		30.09.2022	30.09.2021	30.09.2022	30.09.2021	31.03.2022
		(Unaudited)	(Unaudited)	(Unaudited)	(Unaudited)	(Audited)
1	Total Income from Operations	64467.92	56511.56	118180.85	107068.68	222690.28
2	Net Profit/(Loss) for the period (before Tax, Exceptional and /or Extraordinary items)	2483.15	1609.13	4411.18	2977.40	7559.65
3	Net Profit/(Loss) for the period before Tax, (after Exceptional and /or Extraordinary items)	2483.15	1609.13	4411.18	2977.40	7559.65
4	Net Profit/(Loss) for the period after Tax, (after Exceptional and /or Extraordinary items)	1871.31	1161.25	3303.32	2224.39	5478.09
5	Total comprehensive income for the period (Comprising profit/(loss) for the period (after tax) and other comprehensive income (after tax))	1871.31	1161.25	3303.32	2224.39	5443.01
6	Net Profit after Tax and Share of Profit of Subsidiary/ Associate					
7	Equity Share Capital	940.73	940.73	940.73	940.73	940.73
8	Reserves (excluding Revaluation Reserve) as shown in Audited Balance Sheet of the previous year					38249.20
9	Earnings per share (of Rs. 2/- each) (for continuing and discontinuing operations)					
	Basic:	1.99	1.23	3.51	2.36	5.82
	Diluted:	1.99	1.23	3.51	2.36	5.82

Notes :

- The above is an extract of the detailed format of Un-audited Financial Results for the 02nd quarter and half year ended 30th September, 2022 filed with the Stock Exchanges under Regulation 33 of the SEBI (Listing Obligation and Disclosure Requirements) Regulation, 2015. The full format of the Un-audited Financial Results for the 02nd quarter and half year ended 30th September, 2022, are available on the website of the BSE Ltd (www.bseindia.com) and that of the Company (www.ddevgroup.in)
- The Un-audited Financial Results for the 02nd quarter and half year ended 30th September, 2022 have been reviewed by the audit committee and have also been approved by the Board of Directors at their respective meeting held on 12th November 2022.
- The company is engaged primarily in the business of different grades of plastic granules which constitute single reporting segment. Accordingly, the company is a single segment company in accordance with "Indian Accounting Standards 108 Operating Segment".
- The figures for the corresponding previous period has been regrouped/reclassified wherever necessary, to conform to the current period figures and to give impact of accounting adjustment arising pursuant to the scheme of Demerger which has been approved by the Honorable National Company Law Tribunal ("NCLT"), vide its order dated 4th March 2022 with Appointed Date 1st April 2021 and effective from 01st April 2022 on filing with the Registrar of Companies.

For Ddev PlastikS Industries Limited
Sd/-
Narrindra Suranna
Managing Director
(DIN: 00060127)

Place : Kolkata
Date : 12th November, 2022



R SYSTEMS INTERNATIONAL LIMITED

CIN : L74899DL1993PLC053579
Registered Office : GF-1-A, 6, Devika Tower, Nehru Place, New Delhi- 110019
Tel : +91 120 4303500;
Website : www.rsystems.com; Email : rsil@rsystems.com

Extract of Standalone and Consolidated Financial Results for the Quarter and Nine months ended September 30, 2022

(Rs. in million, except per share data)

Particulars	Standalone Financial Results			Consolidated Financial Results		
	Three months ended		Nine months ended	Three months ended		Nine months ended
	30.09.2022	30.09.2021	30.09.2022	30.09.2022	30.09.2021	30.09.2022
	(Audited)	(Audited)	(Audited)	(Unaudited)	(Unaudited)	(Unaudited)
Revenue from operations	2,172.71	1,540.09	5,960.70	3,982.39	3,057.74	11,163.25
Profit before tax for the period*	353.58	495.69	952.29	454.62	466.73	1,221.63
Net profit after tax for the period*	296.26	433.83	787.21	367.90	375.95	983.00
Total comprehensive income for the period [comprising profit for the period (after tax) and other comprehensive income (after tax)]	298.36	433.12	795.91	375.33	339.91	1,064.95
Paid - up equity share capital (Face value of Re. 1/- each)	118.31	119.64	118.31	118.31	119.64	118.31
Reserves excluding Revaluation Reserve as at December 31, 2021			3,421.33			4,484.65
Earnings per share (Face value of Re. 1/- each) (not annualised)*						
Basic and diluted	2.50	3.63	6.65	3.11	3.14	8.31

* The Company does not have any exceptional and extraordinary item to report for the above periods.

Notes:

- The financial results for the quarter and nine months ended September 30, 2022 have been prepared in accordance with the recognition and measurement principles laid down in Indian Accounting Standard 34 'Interim Financial Reporting' ('Ind AS 34'). The above results were reviewed by the Audit Committee and have been approved by the Board of Directors at their meetings held on November 12, 2022.
- The above is an extract of the detailed format of Quarterly Financial Results filed with the Stock Exchanges under Regulation 33 of the SEBI (Listing Obligations and Disclosure Requirements) Regulations, 2015 as amended. The full format of the Quarterly Financial Results are available on the Stock Exchange websites i.e. www.bseindia.com, www.nseindia.com and Company's website at www.rsystems.com.

For and on behalf of the Board of Directors of
R SYSTEMS INTERNATIONAL LIMITED
Sd/-
Lt. Gen. Baldev Singh (Retd.)
President & Senior Executive Director
DIN: 00006966

Place : NOIDA
Date : November 12, 2022



HMT MACHINE TOOLS LIMITED

Regd. Office: "HMT Bhavan" No. 59, Bellary Road, Bangalore - 560 032

Invitation for Expression of Interest (EOI) for Appointment of Channel Partners

HMT Machine Tools Limited (HMTML) is involved in manufacturing wide range of Machine Tools, other Products and Services for various sectors of Manufacturing and Capital Goods Industry. In order to augment its ongoing business, "Expression of Interest"(EOI) is invited from reputed firms for getting engaged as Channel Partners for Sales/Services/Commissioning of Products and Services of the company in various domains like Defence, Railways, Power, Nuclear, Space and General Engineering etc. Terms of reference and Format for Application is available at our web sites.

Reputed Firms who are interested are required to apply with relevant details and documents. The technically qualified agencies will be invited for further discussions/Presentations.

Log on to website www.hmtmachinetools.com or www.hmtindia.com for details. Last date for submission EOI shall be **30.11.2022** General Manager(O)



RAVI KUMAR DISTILLERIES LIMITED

CIN: L51909PY1993PLC008493
Regd. Office: C-9, C-10 Industrial Estate, 2nd Main Road, Thattanchavady, Pudukcherry - 605 009, Ph : 0413-2244007, 2248888, 2248887
E-mail: cs@ravikumardistilleries.com Web site : www.ravikumardistilleries.com

Extract of Unaudited Financial Results for the Quarter / Half Year Ended 30th September, 2022

(Rs. in Lakhs)


Sl. No.	Particulars	Quarter Ended		Half Year Ended		Year Ended
		30.09.2022	30.09.2021	30.09.2022	31.03.2022	
		(Unaudited)	(Unaudited)	(Unaudited)	(Unaudited)	(Audited)
1	Net Sales / Income from Operations	1852.11	283.53	4,000.29	2,784.65	
2	Net profit/(Loss) for the period (before tax, Exceptional and /or Extraordinary items*)	5.13	(240.25)	44.53	(488.11)	
3	Net profit/(Loss) for the period (before tax after Exceptional and /or Extra ordinary items*)	5.13	(240.25)	44.53	(1,323.98)	
4	Net profit after tax, Exceptional items and Extra-ordinary items	5.13	(240.25)	44.53	(1,323.23)	
5	Total Comprehensive Income After Tax	5.13	(240.25)	44.53	(1,307.43)	
6	Equity Share Capital	2400.00	2,400.00	2,400.00	2,400.00	
7	Reserves (excluding Revaluation reserve) as shown in the Audited Balance Sheet of the previous year	0.00	0.00	0.00	0.00	
8	EPS (Rs.) (for continuing operations)	0.02	(1.00)	0.19	(5.45)	
	Basic	0.02	(1.00)	0.19	(5.45)	
	Diluted	0.02	(1.00)	0.19	(5.45)	

Notes:

- The above is an Extract of the detailed format of quarterly results filed with the stock exchange under Regulation 33 of the Securities and Exchange Board of India (listing obligations and disclosure requirements) Regulations, 2015. The full format of the Financial Results for the Quarter and Half Year ended 30.09.2022 are available on the websites of the Stock Exchange(s) and the company's website at www.ravikumardistilleries.com.
- Exceptional and / or Extraordinary items adjusted in the Statement of Profit and Loss in accordance with Ind-AS Rules


On behalf of the Board of Directors
For Ravi Kumar Distilleries Limited
RV. RAVIKUMAR
Managing Director, DIN : 00336646

Place: Pudukcherry
Date : 12.11.2022



A2Z INFRA ENGINEERING LTD.

CIN: L74999HR2002PLC034805
Registered Office: O-116, 1st Floor, DLF Shopping Mall, Arjun Marg, DLF Phase 1, Gurugram-122002, (Haryana)
Corporate Office: Plot No. B-38, Institutional Area, Sector 32, Gurugram-122001 (Haryana)
E-mail: investor.relations@a2zemail.com, Website: www.a2zgroup.co.in, Tel.: 0124-4517600,



Extract of Standalone and Consolidated Unaudited Financial Results for the quarter and six months ended September 30, 2022

(Amount in Rs Lakhs)

S. No	Particulars	Standalone						Consolidated						
		Quarter Ended			Six months period ended			Quarter Ended			Six months period ended			Year Ended
		September 30, 2022	June 30, 2022	September 30, 2021	September 30, 2022	September 30, 2021	March 31, 2022	September 30, 2022	June 30, 2022	September 30, 2021	September 30, 2022	September 30, 2021	March 31, 2022	
		Unaudited	Unaudited	Unaudited	Unaudited	Unaudited	Audited	Unaudited	Unaudited	Unaudited	Unaudited	Unaudited	Audited	
1	Total Income from Operations	2,066.01	1,923.35	4,395.53	3,989.36	6,575.16	13,601.00	9,653.58	7,864.79	10,097.23	17,518.37	17,380.13	35,332.50	
2	Loss before exceptional items and tax	(479.62)	(180.96)	(335.37)	(660.58)	(961.52)	(17,289.08)	(421.64)	(275.61)	(83.73)	(697.25)	(821.21)	(18,196.52)	
3	Loss profit before tax	(479.62)	(180.96)	(15,960.13)	(660.58)	(16,212.33)	(17,217.22)	(421.64)	(275.61)	(15,708.49)				

