

October 31 2023

National Stock Exchange of India Limited
Exchange Plaza, 5th Floor
Plot No.C/1, G-Block
Bandra-Kurla Complex
Bandra (E)
MUMBAI – 400051, India

BSE Limited
1st Floor, New Trading Ring
Rotunda Building
P.J. Towers, Dalal Street
Fort
MUMBAI – 400001, India

Scrip Code : MSUMI

Scrip Code : 543498

Ref.: Un-audited Financial Results for the second quarter and half year ended September 30, 2023-Investor Presentation and Press Release

Dear Sir (s)/ Madam(s),

Further to our letter dated **October 31, 2023** intimating approval of the un-audited Financial Results of the Company for the second quarter and half year ended September 30, 2023 in the Board Meeting held on **Tuesday, October 31, 2023**, please find enclosed the following:

1. Presentation on the performance of the Company for the second quarter and half year ended September 30, 2023; and
2. Copy of the Press Release on the performance issued by the Company.

The above is for your information and records.

Thanking You,


Yours truly
For Motherson Sumi Wiring India Limited

POOJA Digitally signed by
MEHRA POOJA MEHRA
Date: 2023.10.31
15:19:07 +05'30'

Pooja Mehra
Company Secretary

Encl(s): As above

Regd. Office:
Motherson Sumi Wiring India Limited
Unit – 705, C Wing, ONE BKC, G Block Bandra Kurla Complex,
Bandra East Mumbai – 400051, Maharashtra (India)
Tel: 022-61354800, Fax: 022-61354801
CIN No.: L29306MH2020PLC341326
E-mail: investorrelations@mswil.motherson.com
website: www.mswil.motherson.com

Proud to be part of samvardhana 



**Motherson Sumi Wiring India Limited (MSWIL)
Performance
Q2 FY 2023-24**

motherson 



Strong performance on Revenues, EBITDA, Profit after Tax

Performance Overview

	Q2FY23 vs Q2FY24	H1FY23 vs H1FY24
Revenues	↑ 15%	↑ 13%
EBITDA	↑ 33%	↑ 16%
PBT	↑ 35%	↑ 13%
PAT	↑ 34%	↑ 15%

Key Highlights

- Revenue for the quarter for the domestic wiring harness business exceeded Rs 2,000 crore for the first time
- Efficient capacity utilisation
- Continues to be a debt-free company

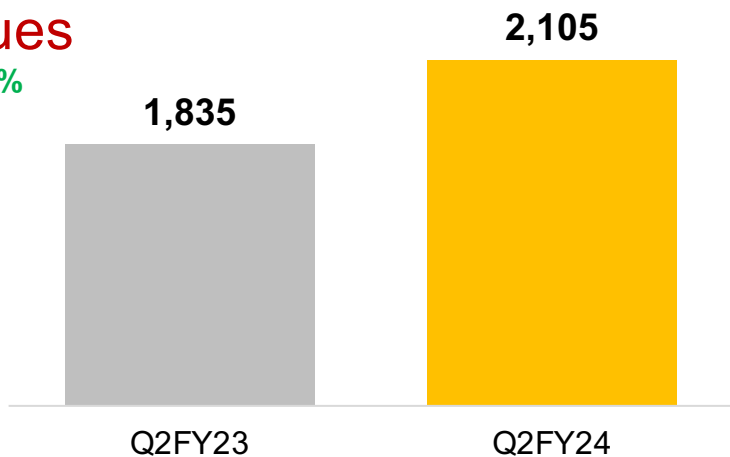
Financial Performance: Q2FY24 vs Q2FY23.

(Rs in Crores)



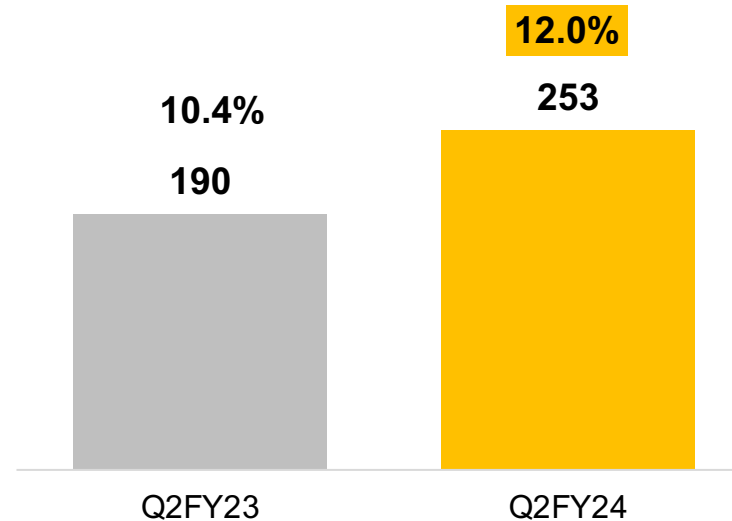
Revenues

Growth +15%



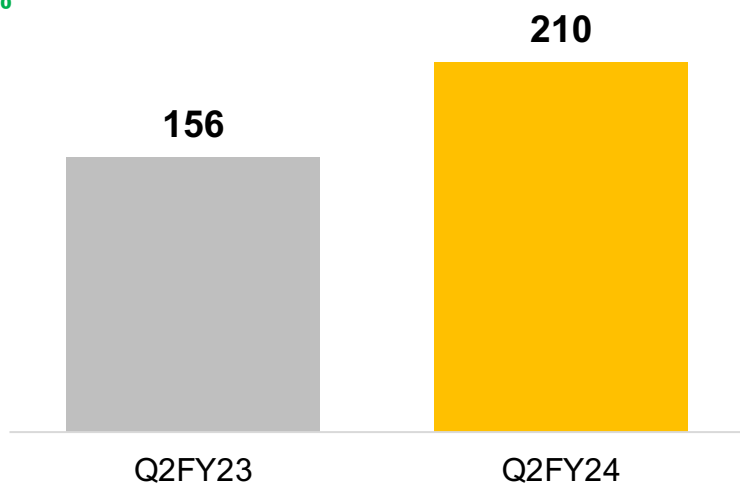
EBITDA

Growth +33%



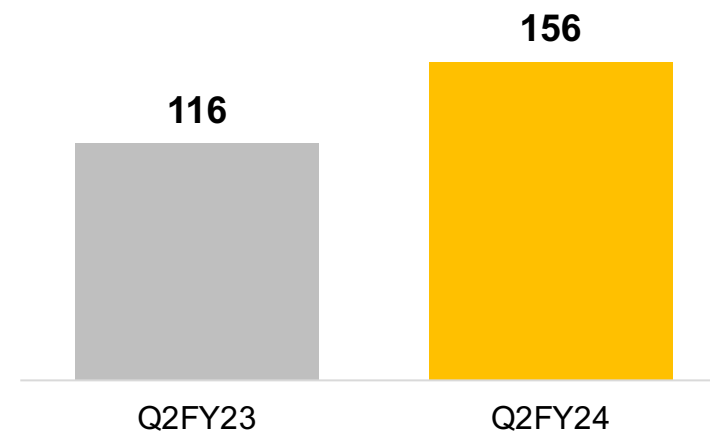
PBT

Growth +35%



PAT

Growth +34%



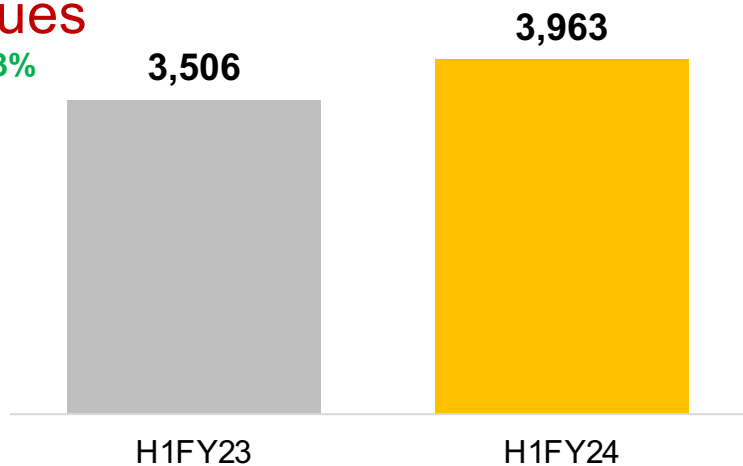
Financial Performance: H1FY24 vs H1FY23.

(Rs in Crores)



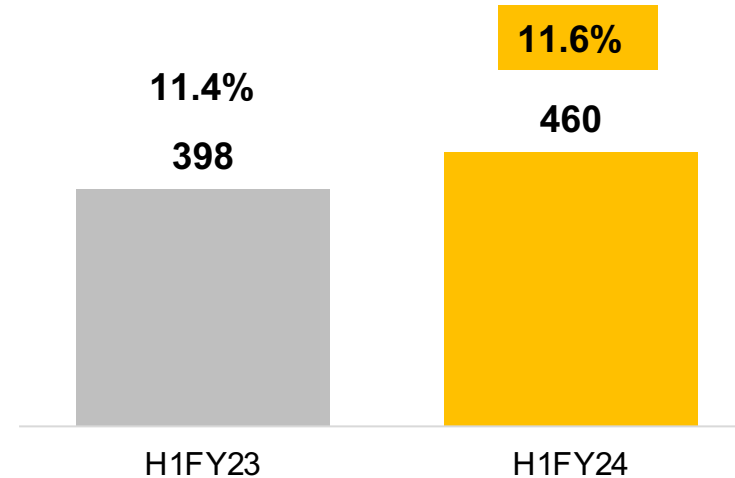
Revenues

Growth +13%



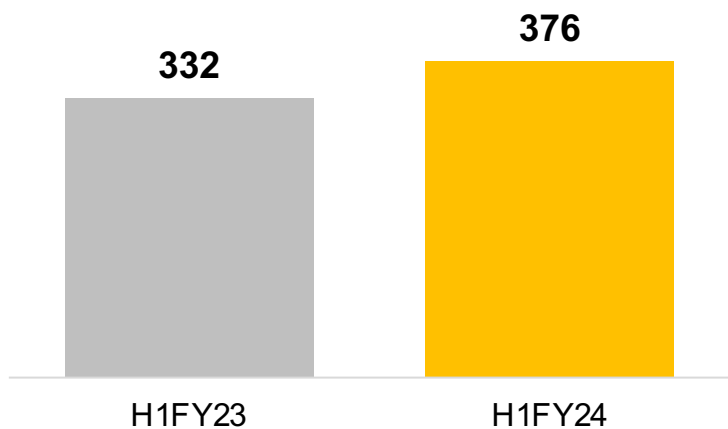
EBITDA

Growth +16%



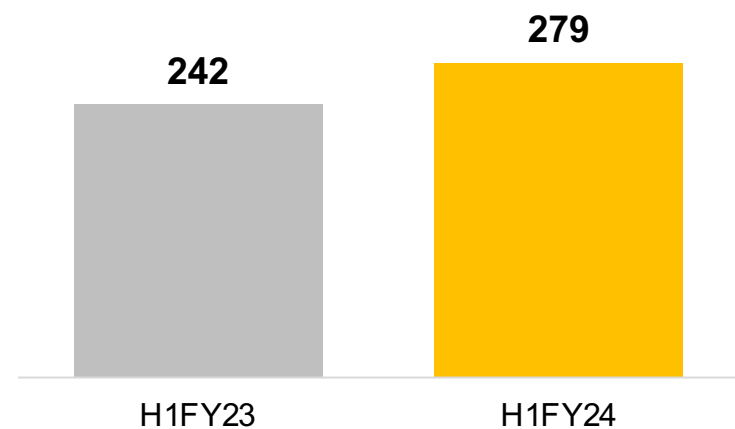
PBT

Growth +13%



PAT

Growth +15%



Financial Performance : Debt situation.

(Rs in Crores)

Rs in Crores	31 st March 2022	31 st March 2023	30 th September 2023
External Debt	19	81	8
Less Cash & Bank balance	293	36	15
Net Debt	(274)	45	(7)
Lease liabilities (in accordance with Ind AS 116)	264	291	274
Total Debt including lease liabilities	(10)	336	267

Reference Rates & Safe Harbour.



Copper and Exchange Rates.

<i>Average</i>	<i>Q2 2022-23</i>	<i>Q1 2023-24</i>	<i>Q2 2023-24</i>
LME Copper (USD / MT)	7,742	8,478	8,356
Copper (INR / KG)	672	760	754

<i>Average</i>	<i>Q2 2022-23</i>	<i>Q1 2023-24</i>	<i>Q2 2023-24</i>
Jap Yen/ Rs	0.577	0.598	0.572

Safe harbor The contents of this presentation are for informational purposes only and for the reader's personal non-commercial use. The contents are intended, but not guaranteed, to be correct, complete, or absolutely accurate. This presentation also contains forward-looking statements based on the currently held beliefs and assumptions of the management of the Company, which are expressed in good faith and, in their opinion, are reasonable. Forward-looking statements involve known and unknown risks, contingencies, uncertainties, market conditions and other factors, which may cause the actual results, financial condition, performance, or achievements of the Company or industry results, to differ materially from the results, financial condition, performance or achievements expressed or implied by such forward-looking statements. The Company disclaims any obligation or liability to any person for any loss or damage caused by errors or omissions, whether arising from negligence, accident or any other cause. Recipients of this presentation are not to construe its contents, or any prior or subsequent communications from or with the Company or its representatives as investment, legal or tax advice. In addition, this presentation does not purport to be all-inclusive or to contain all of the information that may be required to make a full analysis of the Company, target entities or the proposed transaction. Recipients of this presentation should each make their own evaluation of the Company and of the relevance and adequacy of the information and should make such other investigations as they deem necessary





Thank you.