

13th November, 2021

The Secretary
The Bombay Stock Exchange Ltd.
Phiroze Jeejeebhoy Towers
27th Floor, Dalal Street
Mumbai 400 023

Dear Sir,

Ref : Security Code no. 517119


Pursuant with Regulation 33 of the Securities and Exchange Board of India (Listing Obligation and Disclosure Requirement) Regulations, 2015, we enclose herewith the:

1. Copy of Un- Audited Financial Result of the Company (Standalone and Consolidated)
2. Copy of Limited Review Report of M/s. Vinod K Mehta & Co. Chartered Accountant


for the half year ended 30th September, 2021 which was taken on record at the meeting of the Board of Directors of the Company held on 13th November, 2021 at Nariman Point, Mumbai.

Thanking you

Yours faithfully
For PCS Technology Limited



Mehul Monani
Company Secretary & Compliance Officer



PCS TECHNOLOGY LIMITED

Reg. Office: 82/6/1, Solar Park, Shop No.6, Pune - Alandi Road Dattanagar, Dighi- Pune - 411015
CIN: L74200MH1981PLC024279, Tel: 020-26681619, Web: www.pcstech.com Email: investorsgrievances@pcstech.com

PCS TECHNOLOGY LTD.

Registered Office: 82/6/1, Solar Park, Shop no.6, Pune-Alandi Road, Dattanagar, Dighi- Pune- 411015.
 Corp. Office: 8th Floor, Technocity, Plot No.X-5/3, Mahape, Navi Mumbai- 400 710. Tel.:No.: 022-41296111 • Fax: 91224129082
 Website: www.pcstech.com • Email: investorsgrievances@pcstech.com • CIN: L74200MH1981PLC024279

EXTRACTS OF CONSOLIDATED UNAUDITED FINANCIAL RESULTS FOR THE QUARTER AND HALF YEAR ENDED 30TH SEPTEMBER 2021

(₹ in lacs)

| SN | Particulars | Consolidated | | | | | |
|----|--|---------------|------------|------------|-----------------|------------|----------------------|
| | | Quarter ended | | | Half Year ended | | Financial Year Ended |
| | | 30.09.2021 | 30.06.2021 | 30.09.2020 | 30.09.2021 | 30.09.2020 | 31.03.2021 |
| | | Unaudited | Unaudited | Unaudited | Unaudited | Unaudited | Audited |
| 1 | Total Income from Operations | 64.07 | 65.36 | 73.30 | 129.43 | 150.01 | 282.95 |
| 2 | Net Profit / (Loss) for the period before tax | 34.64 | 48.36 | 13.64 | 83.00 | 41.83 | 83.81 |
| 3 | Net Profit / (Loss) for the period after tax | 29.19 | 45.39 | (10.37) | 74.58 | 9.44 | 44.93 |
| 4 | Total Comprehensive Income for the period [Comprising Profit / (Loss) for the period (after tax) and Other Comprehensive Income (after tax)] | 29.30 | 45.50 | (10.62) | 74.80 | 8.94 | 42.44 |
| 5 | Equity Share Capital | 2,095.07 | 2,095.07 | 2,095.07 | 2,095.07 | 2,095.07 | 2,095.07 |
| 6 | Reserves (excluding Revaluation Reserve) as shown in the Audited Balance Sheet of the previous year | NA | NA | NA | NA | NA | NA |
| 7 | Basic & Diluted Earnings Per Share (of Rs.10/- each) (not annualised *) (before extraordinary items) | 0.14* | 0.22* | (0.05)* | 0.36* | 0.05* | 0.21 |

The Financial details on Standalone basis are as under

| SN | Particulars | Standalone | | | | | |
|----|------------------------------|---------------|------------|------------|-----------------|------------|----------------------|
| | | Quarter ended | | | Half Year Ended | | Financial Year Ended |
| | | 30.09.2021 | 30.06.2021 | 30.09.2020 | 30.09.2021 | 30.09.2020 | 31.03.2021 |
| | | Unaudited | Unaudited | Unaudited | Unaudited | Unaudited | Audited |
| 1 | Total Income from Operations | 63.01 | 64.32 | 72.23 | 127.33 | 147.72 | 278.69 |
| 2 | Profit before tax | 33.70 | 47.43 | 12.75 | 81.13 | 39.86 | 80.59 |
| 3 | Profit after tax | 28.51 | 44.72 | (10.96) | 73.23 | 8.07 | 42.70 |

Notes:

- The above is an extract of the detailed format of Quarterly and Annual of Financial Results filed with the Stock Exchanges under Regulation 33 of the SEBI (Listing and Other Disclosure Requirements) Regulations, 2015. The full format of the Quarterly and Annual Financial Results are available on the websites of the Stock Exchange (www.bseindia.com) and the listed entity (www.pcstech.com).
- The above unaudited financial results after being reviewed by the Audit committee were approved by the Board of Directors in their meeting held on 13th November 2021. These results have been subjected to limited review carried out by the Statutory Auditors.
- Based on the Management approach as defined under Ind-AS 108, Operating segments, the Company operates in one business segment i.e. ITes related Facility Management Segment, as such it is the only reportable business segment. Since "Revenue from IT enabled services" are comparatively lower to previous quarters, as a result of this "Other Income" exceeds "Revenue from Operations"
- The Company adopted Indian Accounting Standards (Ind-AS) from April 1, 2017 and accordingly these financial results have been prepared in accordance with the recognition and measurement principles laid down in the IND-AS 34 'Interim Financial Reporting' prescribed under Section 133 of the Companies Act, 2013 read with the relevant rules issued thereunder and other accounting principles generally accepted in India. Financial for the quarter have been prepared in accordance with the recognition and measurement principles of Ind-AS 34.
- The Financials Results (Standalone and Consolidated) have been prepared in accordance with principles of Indian Accounting Standard (IndAS) as specified by ICAI & section 133 of The Companies Act 2013.
- The Company, in the past has invested funds in Bonds. The Market value/Resale value of some of the bonds on Mark-to-Market basis have varied in earlier quarters/year. Accordingly the resultant (gain/loss) value arrived on Mark-to-Market basis amounting to Rs.19.99 Lacs being Gain/impairment for the current quarter ended whereas for the previous quarter ended June 2021 the same (gain) was amounting to Rs.43.45 Lacs and Rs.14.01 Lacs for previous year ended 31st March 2021 the same has been accounted and classified under "Impairment/(Gain) on financial instruments and Exceptional Items".
- The Statutory Auditors of the Company have carried out the limited review for quarter ended September 30, 2021 on the financial statements.
- The outbreak of corona virus (COVID-19) pandemic globally and in India is causing significant disturbance and slowdown of economic activity. The Group's operations and revenue were impacted due to COVID-19. During the quarter ended September 30, 2021, there is no significant impact on the operations of the Company.
- Figures of the previous periods have been regrouped/ rearranged wherever necessary to make them comparable with current period's classification.

Place: Mumbai
 Date: 13/11/2021

For PCS Technology Limited

Size_16 x 20_cm

Ashok Kumar Patni
 Vice Chairman

PCS TECHNOLOGY LIMITED

Registered office: 82/6/1, Solar Park Shop No 6, Pune-Alandi Road, Dattanagar, Dighi, Pune-411015.

Corp. Office: 8th Floor, Technocity, Plot No. X-5/3, Mahape, Navi Mumbai - 400710. Tel. No.: 022-41296111. Fax: 022-4129082. Website: www.pcstech.com. Email: investorgrivances@pcstech.com. CIN: L74200MH1981PLC024279

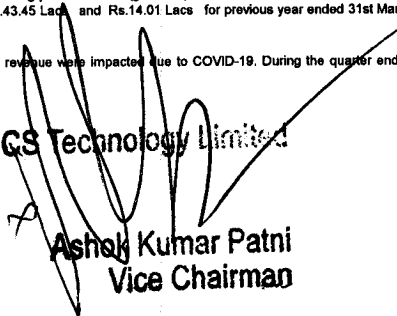
STATEMENT OF UNAUDITED FINANCIAL RESULTS FOR THE QUARTER AND HALF YEAR ENDED 30TH SEPTEMBER, 2021

| PART I | | Standalone | | | | | | Consolidated | | | | | | | |
|---------|--|---------------|--------------|----------------|-----------------|---------------|---------------|----------------------|---------------|----------------|---------------|-----------------|---------------|---------------|----------------------|
| | | Quarter Ended | | | Half Year Ended | | | Financial Year Ended | Quarter Ended | | | Half Year Ended | | | Financial Year Ended |
| | | 30.09.2021 | 30.06.2021 | 30.09.2020 | 30.09.2021 | 30.09.2020 | 31.03.2021 | | 30.09.2021 | 30.06.2021 | 30.09.2020 | 30.09.2021 | 30.09.2020 | 31.03.2021 | |
| | | Unaudited | Unaudited | Unaudited | Unaudited | Unaudited | Audited | Unaudited | Unaudited | Unaudited | Unaudited | Unaudited | Audited | | |
| Sr. No. | Particulars | | | | | | | | | | | | | | |
| I | Revenue from operations (net) | 6.95 | 5.82 | 6.17 | 12.77 | 11.99 | 25.99 | 6.95 | 5.82 | 6.17 | 12.77 | 11.99 | 25.99 | 25.99 | |
| II | Other Income | 56.06 | 58.50 | 66.06 | 114.56 | 135.73 | 252.70 | 57.12 | 59.54 | 67.13 | 118.66 | 138.02 | 256.96 | 256.96 | |
| III | Total Revenue (I+II) | 63.01 | 64.32 | 72.23 | 127.33 | 147.72 | 278.69 | 64.07 | 65.36 | 73.30 | 129.43 | 150.01 | 282.95 | 282.95 | |
| IV | Expenses | | | | | | | | | | | | | | |
| | (a) Cost of material consumed | - | - | - | - | - | - | - | - | - | - | - | - | - | |
| | (b) Purchase of stock-in-trade | - | - | - | - | - | - | - | - | - | - | - | - | - | |
| | (c) Changes in inventories of finished goods, work-in-progress and stock-in-trade | - | - | - | - | - | - | - | - | - | - | - | - | - | |
| | (d) Employee benefits expense | 19.52 | 20.43 | 20.32 | 39.95 | 40.05 | 77.79 | 19.52 | 20.43 | 20.32 | 39.95 | 40.05 | 77.79 | 77.79 | |
| | (e) Finance costs | 9.91 | 9.91 | 10.28 | 19.82 | 19.09 | 38.81 | 9.91 | 9.91 | 10.28 | 19.82 | 19.09 | 38.81 | 38.81 | |
| | (f) Impairment / (Gain) on financial instruments and Exceptional Items (Refer Note No. 5) | (19.99) | (43.45) | 5.17 | (63.44) | 5.17 | (14.01) | (19.99) | (43.45) | 5.17 | (63.44) | 5.17 | (14.01) | (14.01) | |
| | (g) Depreciation and amortization expense | 6.00 | 5.94 | 6.40 | 11.94 | 12.57 | 24.80 | 6.00 | 5.94 | 6.40 | 11.94 | 12.57 | 24.80 | 24.80 | |
| | (h) Other expenses | 13.87 | 24.06 | 17.31 | 37.93 | 30.98 | 70.71 | 13.99 | 24.17 | 17.49 | 38.18 | 31.30 | 71.75 | 71.75 | |
| | Total Expenses | 29.31 | 16.89 | 59.48 | 46.20 | 107.66 | 198.10 | 29.43 | 17.00 | 59.66 | 46.43 | 108.18 | 198.14 | 198.14 | |
| V | Profit before tax (III-IV) | 33.70 | 47.43 | 12.75 | 81.13 | 39.86 | 80.59 | 34.64 | 48.36 | 13.64 | 83.00 | 41.83 | 83.81 | 83.81 | |
| VI | Tax expense | | | | | | | | | | | | | | |
| | (a) Current tax | 5.19 | 2.71 | 8.09 | 7.90 | 16.17 | 22.27 | 5.45 | 2.97 | 8.39 | 8.42 | 16.77 | 23.27 | 23.27 | |
| | (b) Deferred tax | - | - | - | - | - | - | - | - | - | - | - | - | - | |
| | (c) Taxation pertaining to earlier year | - | - | 15.62 | - | 15.62 | 15.62 | - | - | 15.62 | - | 15.62 | 15.61 | 15.61 | |
| VII | Profit / (Loss) for the period from continuing operations (V-VI) | 28.51 | 44.72 | (10.96) | 73.23 | 8.07 | 42.70 | 29.19 | 45.39 | (10.37) | 74.58 | 9.44 | 44.93 | 44.93 | |
| VIII | Profit / (Loss) from discontinued operations | - | - | - | - | - | - | - | - | - | - | - | - | - | |
| IX | Tax expense of discontinued operations | - | - | - | - | - | - | - | - | - | - | - | - | - | |
| X | Profit / (Loss) from discontinued operations (after tax) (VIII-IX) | - | - | - | - | - | - | - | - | - | - | - | - | - | |
| XI | Profit / (Loss) for the period (VII+X) | 28.51 | 44.72 | (10.96) | 73.23 | 8.07 | 42.70 | 29.19 | 45.39 | (10.37) | 74.58 | 9.44 | 44.93 | 44.93 | |
| XII | Other Comprehensive Income | | | | | | | | | | | | | | |
| | A (i) Items that will be reclassified to profit or loss | - | - | - | - | - | - | - | - | - | - | - | - | - | |
| | (ii) Income tax relating to items that will be reclassified to profit or loss | - | - | - | - | - | - | - | - | - | - | - | - | - | |
| | B (i) Items that will not be reclassified to profit or loss | 0.14 | 0.15 | (0.34) | 0.29 | (0.67) | (3.32) | 0.14 | 0.15 | (0.34) | 0.29 | (0.67) | (3.32) | (3.32) | |
| | (ii) Income tax relating to items that will not be reclassified to profit or loss | (0.03) | (0.04) | 0.09 | (0.07) | 0.17 | 0.83 | (0.03) | (0.04) | 0.09 | (0.07) | 0.17 | 0.83 | 0.83 | |
| XIII | Total Comprehensive Income for the period (XI+XII) (Comprising Profit / (Loss) and Other Comprehensive Income for the period) | 28.62 | 44.83 | (11.21) | 73.45 | 7.57 | 40.21 | 29.30 | 45.50 | (10.62) | 74.80 | 8.94 | 42.44 | 42.44 | |
| XIV | Equity Share Capital (face value of Rs. 10/- each) | 2,095.07 | 2,095.07 | 2,095.07 | 2,095.07 | 2,095.07 | 2,095.07 | 2,095.07 | 2,095.07 | 2,095.07 | 2,095.07 | 2,095.07 | 2,095.07 | 2,095.07 | |
| XV | Earning per equity share (of Rs.10/- each) (not annualised*) | | | | | | | | | | | | | | |
| | (1) Basic | 0.14 | 0.21 | (0.05) | 0.35 | 0.04 | 0.20 | 0.14 | 0.22 | (0.05) | 0.36 | 0.05 | 0.21 | 0.21 | |
| | (2) Diluted | 0.14 | 0.21 | (0.05) | 0.35 | 0.04 | 0.20 | 0.14 | 0.22 | (0.05) | 0.36 | 0.05 | 0.21 | 0.21 | |

| PART II | | | | | | | | | | | | | | |
|--------------------------------------|--|--------------------------|-------------|-------------|-------------|-------------|-------------|-------------|-------------|-------------|-------------|-------------|-------------|-------------|
| A PARTICULARS OF SHAREHOLDING | | | | | | | | | | | | | | |
| 1 | Public Shareholding | | | | | | | | | | | | | |
| | Number of equity shares | 62,50,682 | 62,50,682 | 62,50,682 | 62,50,682 | 62,50,682 | 62,50,682 | 62,50,682 | 62,50,682 | 62,50,682 | 62,50,682 | 62,50,682 | 62,50,682 | 62,50,682 |
| | Percentage of shareholding | 29.83 | 29.83 | 29.83 | 29.83 | 29.83 | 29.83 | 29.83 | 29.83 | 29.83 | 29.83 | 29.83 | 29.83 | 29.83 |
| 2 | Promoters and Promoter group shareholding | | | | | | | | | | | | | |
| | (a) Pledged / Encumbered | | | | | | | | | | | | | |
| | Number of shares | - | - | - | - | - | - | - | - | - | - | - | - | - |
| | Percentage of shares (as a % of the total shareholding of promoter & promoter group) | - | - | - | - | - | - | - | - | - | - | - | - | - |
| | Percentage of shares (as a % of the total share capital of the company) | - | - | - | - | - | - | - | - | - | - | - | - | - |
| | (b) Non Encumbered | | | | | | | | | | | | | |
| | Number of shares | 1,46,99,995 | 1,46,99,995 | 1,46,99,995 | 1,46,99,995 | 1,46,99,995 | 1,46,99,995 | 1,46,99,995 | 1,46,99,995 | 1,46,99,995 | 1,46,99,995 | 1,46,99,995 | 1,46,99,995 | 1,46,99,995 |
| | Percentage of shares (as a % of the total shareholding of promoter & promoter group) | 100.00 | 100.00 | 100.00 | 100.00 | 100.00 | 100.00 | 100.00 | 100.00 | 100.00 | 100.00 | 100.00 | 100.00 | 100.00 |
| | Percentage of shares (as a % of the total share capital of the company) | 70.17 | 70.17 | 70.17 | 70.17 | 70.17 | 70.17 | 70.17 | 70.17 | 70.17 | 70.17 | 70.17 | 70.17 | 70.17 |
| B PARTICULARS OF INVESTOR COMPLAINTS | | Quarter ended 30.09.2021 | | | | | | | | | | | | |
| | Pending at the beginning of the quarter | Nil | | | | | | | | | | | | |
| | Received during the quarter | 1 | | | | | | | | | | | | |
| | Disposed of during the quarter | 1 | | | | | | | | | | | | |
| | Remaining unresolved at the end of the quarter | Nil | | | | | | | | | | | | |

- Notes:
- The above unaudited financial results after being reviewed by the Audit committee were approved by the Board of Directors in their meeting held on 13th November 2021. These results have been subjected to limited review carried out by the Statutory Auditors.
 - Based on the Management approach as defined under Ind-AS 108, Operating segments, the Company operates in one business segment i.e. ITes related Facility Management Segment, as such it is the only reportable business segment. Since "Revenue from IT enabled services" are comparatively lower to previous quarters, as a result of this "Other Income" exceeds "Revenue from Operations".
 - The Company adopted Indian Accounting Standards (Ind-AS) from April 1, 2017 and accordingly these financial results have been prepared in accordance with the recognition and measurement principles laid down in the IND-AS 34 'Interim Financial Reporting' prescribed under Section 133 of the Companies Act, 2013 read with the relevant rules issued thereunder and other accounting principles generally accepted in India. Financial for the quarter have been prepared in accordance with the recognition and measurement principles of Ind-AS 34.
 - The Financials Results (Standalone and Consolidated) have been prepared in accordance with principles of Indian Accounting Standard (IndAS) as specified by ICAI & section 133 of The Companies Act 2013.
 - The Company, in the past has invested funds in Bonds. The Market value/Resale value of some of the bonds on Mark-to-Market basis have varied in earlier quarters/year. Accordingly the resultant (gain/loss) value arrived on Mark-to-Market basis amounting to Rs.19.99 Lacs being Gain/impairment for the current quarter ended whereas for the previous quarter ended June 2021 the same (gain) was amounting to Rs.43.45 Lacs and Rs.14.01 Lacs for previous year ended 31st March 2021 the same has been accounted and classified under "Impairment / (Gain) on financial instruments and Exceptional Items".
 - The Statutory Auditors of the Company have carried out the limited review for quarter ended September 30, 2021 on the financial statements.
 - The outbreak of corona virus (COVID-19) pandemic globally and in India is causing significant disturbance and slowdown of economic activity. The Group's operations and revenue were impacted due to COVID-19. During the quarter ended September 30, 2021, there is no significant impact on the operations of the Company.
 - Figures of the previous periods have been regrouped/ rearranged wherever necessary to make them comparable with current period's classification.

Place: Mumbai
Date : 13/11/2021

For PCS Technology Limited

Ashok Kumar Patni
Vice Chairman

PCS PCS TECHNOLOGY LIMITED

TECHNOLOGY

Registered Office: 82/6/1, Solar Park, Shop no.6, Pune-Alandi Road, Dattanagar, Dighi- Pune- 411015.
 Corp. Office: 8th Floor, Technocity, Plot No.X-5/3, Mahape, Navi Mumbai- 400 710.
 • Tel.:No.: 022-41296111 • Fax: 91224129082 • Website: www.pcstech.com
 • Email: investorsgrievances@pcstech.com • CIN: L74200MH1981PLC024279

STATEMENT OF ASSETS AND LIABILITIES FOR THE HALF YEAR ENDED 30th SEPTEMBER 2021

(₹ in lakhs)

| Sr. No | Particulars | Standalone | | Consolidated | |
|------------|--|-----------------|-----------------|-----------------|-----------------|
| | | As at | As at | As at | As at |
| | | 30-Sep-2021 | 31-Mar-2021 | 30-Sep-2021 | 31-Mar-2021 |
| A | ASSETS | | | | |
| 1 | Non-Current Assets | | | | |
| | (a) Property, plant and equipment | 893.97 | 905.91 | 893.97 | 905.91 |
| | (b) Financial assets | - | - | - | - |
| | (i) Investments | 50.20 | 50.20 | 0.20 | 0.20 |
| | (c) Other assets | 124.31 | 126.13 | 124.40 | 126.13 |
| | Total non-current assets | 1,068.48 | 1,082.24 | 1,018.57 | 1,032.24 |
| 2 | Current assets | | | | |
| | (a) Financial assets | | | | |
| | (i) Investments | 333.95 | 330.05 | 333.95 | 330.05 |
| | (ii) Trade receivables | 1.34 | - | 1.34 | - |
| | (iv) Cash and cash equivalents | 3,205.26 | 3,121.73 | 3,308.27 | 3,223.60 |
| | (v) Other balances with banks | - | - | - | - |
| | (vi) Loans | - | - | - | - |
| | (b) Current income tax liabilities (net) | 0.23 | - | - | - |
| | (b) Other assets | 35.76 | 22.51 | 36.48 | 23.22 |
| | Total current assets | 3,576.54 | 3,474.29 | 3,680.04 | 3,576.87 |
| | TOTAL ASSETS | 4,645.02 | 4,556.53 | 4,698.61 | 4,609.11 |
| II. | EQUITY AND LIABILITIES | | | | |
| 1 | Equity | | | | |
| | (a) Share capital | 2,095.07 | 2,095.07 | 2,095.07 | 2,095.07 |
| | (b) Other equity | 2,112.70 | 2,039.25 | 2,165.21 | 2,090.42 |
| | Total Equity | 4,207.77 | 4,134.32 | 4,260.28 | 4,185.49 |
| 2 | Liabilities | | | | |
| | Non-current liabilities | | | | |
| | (a) Financial liabilities | | | | |
| | (i) Long-term borrowings | 378.66 | 376.73 | 378.66 | 376.73 |
| | (ii) Other financial liabilities | - | - | - | - |
| | (b) Provisions | 3.87 | 3.74 | 3.87 | 3.74 |
| | (d) Other liabilities | - | - | - | - |
| | Total non-current liabilities | 382.53 | 380.47 | 382.53 | 380.47 |
| 3 | Current Liabilities | | | | |
| | (a) Financial liabilities | | | | |
| | Trade and other payables | 22.07 | 4.89 | 22.96 | 5.54 |
| | (b) Current income tax liabilities (net) | - | 4.99 | 0.19 | 5.75 |
| | (c) Provisions | 4.43 | 4.43 | 4.43 | 4.43 |
| | (d) Other liabilities | 28.22 | 27.43 | 28.22 | 27.43 |
| | Total current liabilities | 54.72 | 41.74 | 55.80 | 43.15 |
| | TOTAL EQUITY AND LIABILITIES | 4,645.02 | 4,556.53 | 4,698.61 | 4,609.11 |

Size: 12 x 20 cm

For PCS Technology Limited

Ashok Kumar Patni
 Vice Chairman

PCS TECHNOLOGY LIMITED

TECHNOLOGY

Registered Office: 82/6/1, Solar Park, Shop no.6, Pune-Alandi Road, Dattanagar, Dighi- Pune- 411015.
 Corp. Office: 8th Floor, Technocity, Plot No.X-5/3, Mahape, Navi Mumbai- 400 710.
 • Tel.:No.: 022-41296111 • Fax: 91224129082 • Website: www.pcstech.com
 • Email: investorsgrievances@pcstech.com • CIN: L74200MH1981PLC024279

CASH FLOW STATEMENT FOR THE HALF YEAR ENDED 30th SEPTEMBER 2021

(₹ in lakhs)

| Sr. No | Particulars | Standalone | | Consolidated | |
|-----------|---|-----------------|----------------|-----------------|----------------|
| | | half Year ended | Year ended | half Year ended | Year ended |
| | | 30-Sep-2021 | 31-Mar-2021 | 30-Sep-2021 | 31-Mar-2021 |
| A. | Cash flow from operating activities | | | | |
| | Net profit after tax and extra ordinary items | 73.23 | 42.70 | 74.58 | 44.92 |
| | Adjustments for: | | | | |
| | Tax Provision | 7.90 | 37.89 | 8.42 | 38.88 |
| | OCI | 0.22 | (3.32) | 0.22 | (3.32) |
| | CSR Provision | - | - | - | - |
| | CSR Paid | - | - | - | - |
| | Depreciation | 11.94 | 24.80 | 11.94 | 24.80 |
| | Finance cost | 19.82 | 38.81 | 19.82 | 38.81 |
| | Gain / Loss / Impairment on investments and sundry balances | (63.44) | (14.01) | (63.44) | (14.01) |
| | Fixed assets written off / Profit or Loss of Sale of Fixed Assets | - | - | - | - |
| | Interest received | (87.49) | (195.17) | (89.59) | (199.43) |
| | Operating profit before working capital changes | (37.81) | (68.31) | (38.05) | (69.35) |
| | Decrease/ (increase) in trade and others receivables | (0.86) | 3.05 | (0.86) | 3.05 |
| | Decrease/ (increase) in inventories | - | - | - | - |
| | (Decrease)/ increase in trade and other payables | 13.11 | 0.25 | 12.77 | 1.02 |
| | Cash generated from operations | (25.56) | (65.00) | (26.14) | (65.28) |
| | Income tax paid (net of refunds) | (5.82) | (25.07) | (6.20) | (26.01) |
| | Net cash flow from/ (used in) operating activities | (31.38) | (90.07) | (32.34) | (91.29) |
| B. | Cash flow from investing activities | | | | |
| | Purchase of fixed assets | - | (2.14) | - | (2.14) |
| | Purchase of non-current investments | 59.53 | - | 59.53 | - |
| | Bank Fixed Deposits | - | - | - | - |
| | Proceeds from sale of fixed assets | - | - | - | - |
| | Interest received | 73.27 | 203.53 | 75.37 | 208.05 |
| | Net cash from/ (used in) investing activities | 132.81 | 201.39 | 134.90 | 205.91 |
| C. | Cash from financing activities | | | | |
| | Repayment of borrowings (net) | 1.93 | 1.95 | 1.93 | 1.95 |
| | Finance cost | (19.82) | (38.81) | (19.82) | (38.81) |
| | Net cash from/ (used in) financing activities | (17.89) | (36.85) | (17.89) | (36.85) |
| | Net increase/ (decrease) in cash and cash equivalents | 83.54 | 74.47 | 84.67 | 77.77 |
| | Cash and cash equivalents at beginning of the year | 3,121.72 | 3,047.25 | 3,223.60 | 3,145.82 |
| | Cash and cash equivalents at end of the year | 3,205.26 | 3,121.72 | 3,308.27 | 3,223.60 |

Size: 12 x 17_cm

For PCS Technology Limited


Ashok Kumar Pami
Vice Chairman

**Independent Auditor's Review Report on the Unaudited Standalone Financial Results of
PCS Technology Limited for the second quarter and half year ended as on September 30,2021
pursuant to the Regulation 33 of the Securities and Exchange Board of India (SEBI) (Listing
Obligations and Disclosure Requirements) Regulations, 2015, as amended.**

To,
The Board of Directors
PCS TECHNOLOGY LIMITED,
Mumbai

1. We have reviewed the accompanying statement of Unaudited Standalone Financial Results of PCS Technology Limited (the "Company") for the second quarter ended as on September 30, 2021 and year to date April 1, 2021 to September 30, 2021 (the "Statement") attached being submitted by the Company pursuant to the requirements of Regulation 33 of the SEBI (Listing Obligations and Disclosure Requirements) Regulations, 2015, as amended (the "Listing Regulations").
2. This statement which is the responsibility of Company's Management and approved by the Company's Board of Directors, has been prepared in accordance with the recognition and measurement principles laid down in the Indian Accounting Standard 34 "Interim Financial Reporting" ("Ind AS 34"), prescribed under Section 133 of the Companies Act, 2013 as amended, read with relevant rules issued there under and other accounting principles generally accepted in India. Our responsibility is to express a conclusion on these statements based on our review.
3. We conducted our review of the Statement in accordance with the Standard on Review Engagement (SRE) 2410, "Review of Interim Financial Information Performed by the Independent Auditor of the Entity", issued by the Institute of Chartered Accountants of India. This standard requires that we plan and perform the review to obtain moderate assurance as to whether the statements are free of material misstatement. A review of interim financial information consists of making inquiries, primarily of persons responsible for financial and accounting matters, and applying analytical and other review procedures. A review is substantially less in scope than an audit conducted in accordance with Standards on Auditing and consequently does not enable us to obtain assurance that we would become aware of all significant matters that might be identified in an audit. Accordingly, we do not express an audit opinion.
4. Based on our review conducted as above, nothing has come to our attention that causes us to believe that the accompanying Statement, prepared in accordance with the recognition and measurement principles laid down in the aforesaid Indian Accounting Standards ('Ind AS') specified under Section 133 of the Companies Act, 2013 as amended, read with relevant rules issued there under and other accounting principles generally accepted in India, has not disclosed the information required to be disclosed in terms of the Listing Regulations, including the manner in which it is to be disclosed, or that it contains any material misstatement.

For Vinod K Mehta & Co.
Chartered Accountant



Divyesh Mehta

Divyesh Mehta
Partner

(ICAI Registration no. 111508W)
Membership Number: 044293

UDIN: 21044293AAAHT6032

Place: Mumbai
Date: November 13, 2021

Independent Auditor's Review Report on the Unaudited Consolidated Financial Results of PCS Technology Limited for the second quarter and half year ended as on September 30, 2021 pursuant to the Regulation 33 of the Securities and Exchange Board of India (SEBI) (Listing Obligations and Disclosure Requirements) Regulations, 2015, as amended

Review Report to
The Board of Directors
PCS TECHNOLOGY LIMITED,
Pune.

1. We have reviewed the accompanying statement of unaudited consolidated financial results of PCS Technology Limited (the "Parent") and its subsidiaries (the Parent and its subsidiaries together referred to as "the Group"), for the second quarter ended September 30, 2021 and year ended from April 01, 2021 to September 30, 2021 ("the Statement") attached herewith, being submitted by the Parent pursuant to the requirement of Regulation 33 of the SEBI (Listing Obligations and Disclosure Requirements) Regulations, 2015, as amended (the "Listing Regulations").
2. This Statement, which is the responsibility of the Parent's Management and approved by the Parent's Board of Directors, has been prepared in accordance with the recognition and measurement principles laid down in Indian Accounting Standard 34 "Interim Financial Reporting" ("Ind AS 34"), prescribed under Section 133 of the Companies Act, 2013, as amended, read with relevant rules issued there under and other accounting principles generally accepted in India. Our responsibility is to express a conclusion on the Statement based on our review.
3. We conducted our review of the Statement in accordance with the Standard on Review Engagements (SRE) 2410, "Review of Interim Financial Information Performed by the Independent Auditor of the Entity" issued by the Institute of Chartered Accountants of India. This standard requires that we plan and perform the review to obtain moderate assurance as to whether the Statement is free of material misstatement. A review of interim financial information consists of making inquiries, primarily of persons responsible for financial and accounting matters, and applying analytical and other review procedures. A review is substantially less in scope than an audit conducted in accordance with Standards on Auditing and consequently does not enable us to obtain assurance that we would become aware of all significant matters that might be identified in an audit. Accordingly, we do not express an audit opinion.

We also performed procedures in accordance with the Circular No. CIR/CFD/CMD1/44/2019 dated March 29, 2019 issued by the SEBI under Regulation 33(8) of the Listing Regulations, to the extent applicable.

4. The Statement includes the results of the following subsidiaries:
 - a) PCS Positioning Systems (India) Limited
 - b) PCS InfoTech Limited, India
5. We did not review the interim financial results of the 2 subsidiaries included in the consolidated unaudited financial results, whose interim financial results reflect total revenue (Other Income) of Rs.1.06 lakhs, total net profit/(loss) after tax of Rs 0.68 lakhs for the quarter ended as on September 30, 2021. The consolidated unaudited financial results also includes the Group's share of net profit/(loss) after tax Rs.29.19 lakhs and total comprehensive income / loss of Rs. 29.30 lakhs for the quarter ended as on September 30, 2021 as considered in the consolidated unaudited financial results.


These interim results have been reviewed by other auditor whose reports have been furnished to us by the Management and our conclusion on the statements, in so far as it relates to the amounts and disclosures included in respect of these subsidiaries is based solely on the reports of the other auditor and the procedures performed by us as stated in paragraph 3 above.



Our conclusion is not modified in respect of this matter and the reports of the other auditors and the financial results/financial information certified by the Management.

6. Based on our review conducted and procedures performed as stated in paragraph 3 above and based on the consideration of the review reports of other auditors referred to in paragraph 5 above, nothing has come to our attention that causes us to believe that the accompanying Statement, prepared in accordance with recognition and measurement principles laid down in the aforesaid Indian Accounting Standards ('Ind AS') specified under Section 133 of the Companies Act, 2013, as amended, read with relevant rules issued thereunder and other accounting principles generally accepted in India, has not disclosed the information required to be disclosed in terms of the Listing Regulations, including the manner in which it is to be disclosed, or that it contains any material misstatement.

For Vinod K Mehta & Co.
Chartered Accountant



A handwritten signature in black ink, appearing to read "Divyesh Mehta".

Divyesh Mehta
Partner
(ICAI Registration no. 111508W)
Membership Number: 044293

UDIN: 21044293AAAAHU1452

Place: Mumbai
Date: November 13,2021