



November 14, 2022

To,  
**National Stock Exchange of India Limited**  
Exchange Plaza, Bandra Kurla Complex,  
Bandra (East),  
Mumbai – 400 051

**Scrip Code: JYOTHYLAB**

**BSE Limited**  
Phiroze Jeejeebhoy Towers,  
Dalal Street,  
Mumbai - 400 023

**Scrip Code: 532926**

Dear Sir,

**Sub: Outcome of the Board Meeting held on November 14, 2022**

---

Further to our letter dated November 4, 2022 on the captioned subject, we wish to inform you that the Board of Directors of the Company at its meeting held today at 10:45 a.m. and concluded at 12:10 p.m., approved the Un-audited Financial Results on Standalone and Consolidated basis for the quarter and half year ended September 30, 2022 with Limited Review by the Statutory Auditors of the Company.

Accordingly, in terms of Regulation 33 of the SEBI (Listing Obligations and Disclosure Requirements) Regulations, 2015, please find enclosed herewith a copy of the Un-audited Financial Results on Standalone and Consolidated basis for the quarter and half year ended September 30, 2022 accompanied with the Limited Review Report by the Statutory Auditors of the Company.

Also attached is the Press Release by the Company in respect of its performance during the quarter and half year ended September 30, 2022.


Kindly take the above on your record and disseminate the same for the information of investors.

Thanking you,  
Yours faithfully,

**For Jyothy Labs Limited**

A handwritten signature in black ink, appearing to read "Shreyas Trivedi", written over a horizontal line.

**Shreyas Trivedi**  
**Head – Legal & Company Secretary**



Encl.: as above

**Jyothy Labs Limited**  
(Formerly known as Jyothy Laboratories Limited)  
CIN: L24240MH1992PLC128651  
'Ujala House', Ramkrishna Mandir Road,  
Kondivita, Andheri (East), Mumbai 400 059.  
Tel: +91 022-6689 2800 | Fax: +91 022-6689 2805  
info@jyothy.com | www.jyothy.com

# B S R & Co. LLP

Chartered Accountants

14th Floor, Central B Wing and North C Wing,  
Nesco IT Park 4, Nesco Center,  
Western Express Highway, Goregaon (East),  
Mumbai - 400 063, India

Telephone: +91 22 6257 1000

Fax: +91 22 6257 1010

Limited Review Report on unaudited standalone financial results of Jyothy Labs Limited for the quarter ended 30 September 2022 and year-to-date results for the period from 1 April 2022 to 30 September 2022 pursuant to Regulation 33 of Securities and Exchange Board of India (Listing Obligations and Disclosure Requirements) Regulations, 2015

## To the Board of Directors of Jyothy Labs Limited

1. We have reviewed the accompanying Statement of unaudited standalone financial results of Jyothy Labs Limited ("the Company") for the quarter ended 30 September 2022 and year-to-date results for the period from 1 April 2022 to 30 September 2022 ("the Statement").
2. This Statement, which is the responsibility of the Company's management and approved by the Board of Directors, has been prepared in accordance with the recognition and measurement principles laid down in Indian Accounting Standard 34 "Interim Financial Reporting" ("Ind AS 34"), prescribed under Section 133 of the Companies Act, 2013, and other accounting principles generally accepted in India and in compliance with Regulation 33 of the Securities and Exchange Board of India (Listing Obligations and Disclosure Requirements) Regulations, 2015. Our responsibility is to issue a report on the Statement based on our review.
3. We conducted our review of the Statement in accordance with the Standard on Review Engagements (SRE) 2410 "Review of Interim Financial Information Performed by the Independent Auditor of the Entity" issued by the Institute of Chartered Accountants of India. This standard requires that we plan and perform the review to obtain moderate assurance as to whether the Statement is free of material misstatement. A review is limited primarily to inquiries of company personnel and analytical procedures applied to financial data and thus provides less assurance than an audit. We have not performed an audit and accordingly, we do not express an audit opinion.
4. Based on our review conducted as above, nothing has come to our attention that causes us to believe that the accompanying Statement, prepared in accordance with applicable accounting standards and other recognised accounting practices and policies has not disclosed the information required to be disclosed in terms of Regulation 33 of the Securities and Exchange Board of India (Listing Obligations and Disclosure Requirements) Regulations, 2015 including the manner in which it is to be disclosed, or that it contains any material misstatement.

For B S R & Co. LLP

Chartered Accountants

Firm's Registration No.:101248WW-100022



**Sreeja Marar**

Partner

Mumbai

14 November 2022

Membership No.: 111410

UDIN:22111410BCZSGM4298

Registered Office

B S R & Co. (a partnership firm with Registration No. 5A91223) converted into B S R & Co. LLP (a Limited Liability Partnership with LLP Registration No. AAF-3131) with effect from October 14, 2013

14th Floor, Central B Wing and North C Wing, Nesco IT Park 4, Nesco Center, Western Express Highway, Goregaon (East), Mumbai - 400063

# B S R & Co. LLP

Chartered Accountants

14th Floor, Central B Wing and North C Wing,  
Nesco IT Park 4, Nesco Center,  
Western Express Highway, Goregaon (East),  
Mumbai - 400 063, India

Telephone: +91 22 6257 1000  
Fax: +91 22 6257 1010

Limited Review Report on unaudited consolidated financial results of Jyothy Labs Limited for the Quarter ended 30 September 2022 and year-to-date results for the period from 1 April 2022 to 30 September 2022 pursuant to Regulation 33 of Securities and Exchange Board of India (Listing Obligations and Disclosure Requirements) Regulations, 2015, as amended

## To the Board of Directors of Jyothy Labs Limited

1. We have reviewed the accompanying Statement of unaudited consolidated financial results of Jyothy Labs Limited ("the Parent"), and its subsidiaries (the Parent and its subsidiaries together referred to as "the Group") for the quarter ended 30 September 2022 and year-to-date results for the period from 1 April 2022 to 30 September 2022 ("the Statement"), being submitted by the Parent pursuant to the requirements of Regulation 33 of the Securities and Exchange Board of India (Listing Obligations and Disclosure Requirements) Regulations, 2015, as amended ("Listing Regulations").
2. This Statement, which is the responsibility of the Parent's management and approved by the Parent's Board of Directors, has been prepared in accordance with the recognition and measurement principles laid down in Indian Accounting Standard 34 "Interim Financial Reporting" ("Ind AS 34"), prescribed under Section 133 of the Companies Act, 2013, and other accounting principles generally accepted in India and in compliance with Regulation 33 of the Listing Regulations. Our responsibility is to express a conclusion on the Statement based on our review.
3. We conducted our review of the Statement in accordance with the Standard on Review Engagements (SRE) 2410 "Review of Interim Financial Information Performed by the Independent Auditor of the Entity", issued by the Institute of Chartered Accountants of India. A review of interim financial information consists of making inquiries, primarily of persons responsible for financial and accounting matters, and applying analytical and other review procedures. A review is substantially less in scope than an audit conducted in accordance with Standards on Auditing and consequently does not enable us to obtain assurance that we would become aware of all significant matters that might be identified in an audit. Accordingly, we do not express an audit opinion.

We also performed procedures in accordance with the circular issued by the Securities and Exchange Board of India under Regulation 33(8) of the Listing Regulations, to the extent applicable.

4. The Statement includes the results of the following entities:
  - 1) Jyothy Fabricare Services Limited
  - 2) Jyothy Kallol Bangladesh Limited
  - 3) JFSL- JLL (JV)
5. Based on our review conducted and procedures performed as stated in paragraph 3 above, nothing has come to our attention that causes us to believe that the accompanying Statement, prepared in accordance with the recognition and measurement principles laid down in the aforesaid Indian Accounting Standard and other accounting principles generally accepted in India, has not disclosed the information required to be disclosed in terms of Regulation 33 of the Listing Regulations, including the manner in which it is to be disclosed, or that it contains any material misstatement.

**B S R & Co. LLP**

6. The Statement includes the interim financial information/ financial results of two subsidiaries which have not been reviewed, whose interim financial information/ financial results reflects total assets (before consolidation adjustments) of Rs.1,401 lakhs as at 30 September 2022 and total revenues (before consolidation adjustments) of Rs. 376 lakhs and Rs. 647 lakhs , total net loss after tax (before consolidation adjustments) of Rs. 13 lakhs and Rs. 43 lakhs and total comprehensive loss (before consolidation adjustments) of Rs. 20 lakhs and Rs. 93 lakhs, for the quarter ended 30 September 2022 and for the period from 1 April 2022 to 30 September 2022 respectively, and cash inflows (net) (before consolidation adjustments) of Rs. 7 Lakhs for the period from 1 April 2022 to 30 September 2022, as considered in the Statement. According to the information and explanations given to us by the Parent's management, these interim financial information/ financial results are not material to the Group.

Our conclusion is not modified in respect of this matter.

**For B S R & Co. LLP**

*Chartered Accountants*

Firm's Registration No.:101248W/W-100022



**Sreeja Marar**

*Partner*

Mumbai

14 November 2022

Membership No.: 111410

UDIN:22111410BCZTMP7718



**JYOTHY LABS LIMITED**  
(CIN : L24240MH1992PLC128651)

**STATEMENT OF STANDALONE/CONSOLIDATED FINANCIAL RESULTS  
FOR THE QUARTER AND HALF YEAR ENDED SEPTEMBER 30, 2022**


Registered Office: Ujala House, Ramakrishna Mandir Road, Kondivita, Andheri East, Mumbai 400059.

(Rs in lacs)

Particulars	Standalone						Consolidated					
	Quarter ended			Half year ended		Year ended	Quarter ended			Half year ended		Year ended
	30.09.2022	30.06.2022	30.09.2021	30.09.2022	30.09.2021	31.03.2022	30.09.2022	30.06.2022	30.09.2021	30.09.2022	30.09.2021	31.03.2022
	Unaudited	Unaudited	Unaudited	Unaudited	Unaudited	Audited	Unaudited	Unaudited	Unaudited	Unaudited	Unaudited	Audited
Revenue from operations	64,643	58,581	57,830	1,23,224	1,10,024	2,16,627	65,920	59,720	58,535	1,25,640	1,11,075	2,19,649
Other income	553	1,394	524	1,947	1,008	1,896	534	1,323	476	1,857	931	1,867
<b>Total Income</b>	<b>65,196</b>	<b>59,975</b>	<b>58,354</b>	<b>1,25,171</b>	<b>1,11,032</b>	<b>2,18,523</b>	<b>66,454</b>	<b>61,043</b>	<b>59,011</b>	<b>1,27,497</b>	<b>1,12,006</b>	<b>2,21,516</b>
<b>Expenses</b>												
(a) Cost of materials consumed	38,531	34,218	28,014	72,749	54,363	1,09,229	38,712	34,357	28,175	73,069	54,622	1,09,600
(b) Purchases of stock in trade	4,321	3,975	5,805	8,296	10,412	19,016	4,322	3,976	5,805	8,298	10,416	19,029
(c) Changes in inventories of finished goods, stock in trade and work-in-progress	(3,837)	(2,410)	1,051	(6,247)	(207)	(309)	(3,818)	(2,412)	1,061	(6,230)	(212)	(332)
(d) Employee benefits expense	6,506	5,984	5,875	12,490	11,975	23,535	6,966	6,393	6,162	13,359	12,533	24,745
(e) Finance cost	119	126	178	245	348	669	346	330	290	676	596	1,181
(f) Advertisement and sales promotion expense	4,100	4,434	4,033	8,534	8,317	15,991	4,153	4,504	4,065	8,657	8,360	16,107
(g) Depreciation and amortisation expenses	1,121	1,133	2,058	2,254	4,116	7,852	1,302	1,304	1,389	2,606	2,830	5,817
(h) Other expenses	7,007	6,398	6,343	13,405	11,955	24,219	7,543	6,919	6,611	14,462	12,374	25,677
<b>Total expenses</b>	<b>57,868</b>	<b>53,858</b>	<b>53,357</b>	<b>1,11,726</b>	<b>1,01,279</b>	<b>2,00,202</b>	<b>59,526</b>	<b>55,371</b>	<b>53,558</b>	<b>1,14,897</b>	<b>1,01,519</b>	<b>2,01,824</b>
<b>Profit before tax and exceptional item</b>	<b>7,328</b>	<b>6,117</b>	<b>4,997</b>	<b>13,445</b>	<b>9,753</b>	<b>18,321</b>	<b>6,928</b>	<b>5,672</b>	<b>5,453</b>	<b>12,600</b>	<b>10,487</b>	<b>19,692</b>
Exceptional item (Note 2)	(703)	-	-	(703)	-	-	(703)	-	-	(703)	-	-
<b>Profit before tax</b>	<b>8,031</b>	<b>6,117</b>	<b>4,997</b>	<b>14,148</b>	<b>9,753</b>	<b>18,321</b>	<b>7,631</b>	<b>5,672</b>	<b>5,453</b>	<b>13,303</b>	<b>10,487</b>	<b>19,692</b>
<b>Tax expenses</b>	<b>1,093</b>	<b>898</b>	<b>785</b>	<b>1,991</b>	<b>1,532</b>	<b>2,708</b>	<b>1,096</b>	<b>899</b>	<b>1,056</b>	<b>1,995</b>	<b>2,070</b>	<b>3,779</b>
Current tax	1,398	1,071	863	2,469	1,685	3,207	1,401	1,072	865	2,473	1,689	3,215
Deferred tax charge / (credit)	(305)	(173)	(78)	(478)	(153)	(499)	(305)	(173)	191	(478)	381	564
<b>Net Profit for the period</b>	<b>6,938</b>	<b>5,219</b>	<b>4,212</b>	<b>12,157</b>	<b>8,221</b>	<b>15,613</b>	<b>6,535</b>	<b>4,773</b>	<b>4,397</b>	<b>11,308</b>	<b>8,417</b>	<b>15,913</b>
<b>Other Comprehensive Income</b>												
(a) Items that will not be reclassified to profit or loss	12	12	26	24	(93)	(19)	12	12	26	24	(93)	(38)
(b) Tax (expense)/benefit on items that will not be reclassified to profit or loss	(4)	(4)	(10)	(8)	32	7	(4)	(4)	(10)	(8)	32	7
(c) Items that will be reclassified to profit or loss	-	-	-	-	-	-	(7)	(44)	(7)	(51)	-	27
<b>Other Comprehensive Income/(loss) for the period</b>	<b>8</b>	<b>8</b>	<b>16</b>	<b>16</b>	<b>(61)</b>	<b>(12)</b>	<b>1</b>	<b>(36)</b>	<b>9</b>	<b>(35)</b>	<b>(61)</b>	<b>(4)</b>
<b>Total Comprehensive Income for the period</b>	<b>6,946</b>	<b>5,227</b>	<b>4,228</b>	<b>12,173</b>	<b>8,160</b>	<b>15,601</b>	<b>6,536</b>	<b>4,737</b>	<b>4,406</b>	<b>11,273</b>	<b>8,356</b>	<b>15,909</b>
<b>Profit/(loss) attributable to:</b>												
Owners of Jyothy Labs Limited							6,464	4,845	4,457	11,309	8,557	16,198
Non-Controlling Interest							71	(72)	(60)	(1)	(140)	(285)
<b>Other Comprehensive Income attributable to:</b>												
Owners of Jyothy Labs Limited							3	(25)	11	(22)	(61)	(8)
Non-Controlling Interest							(2)	(11)	(2)	(13)	-	4
<b>Total Comprehensive Income attributable to:</b>												
Owners of Jyothy Labs Limited							6,467	4,820	4,468	11,287	8,496	16,190
Non-Controlling Interest							69	(83)	(62)	(14)	(140)	(281)
Paid up equity share capital (Face value of Re 1/- each)	3,672	3,672	3,672	3,672	3,672	3,672	3,672	3,672	3,672	3,672	3,672	3,672
Other equity						90,618						1,40,684
<b>Earnings Per Share of face value Re 1/- each</b>												
Basic earnings per share (Rs)	1.89	1.42	1.15	3.31	2.24	4.25	1.76	1.32	1.21	3.08	2.33	4.41
Diluted earnings per share (Rs)	1.89	1.42	1.15	3.31	2.24	4.25	1.76	1.32	1.21	3.08	2.33	4.41
	Not Annualised	Not Annualised	Not Annualised	Not Annualised	Not Annualised	Annualised	Not Annualised	Not Annualised	Not Annualised	Not Annualised	Not Annualised	Annualised

**Notes :**

- The above unaudited financial results of the Company for the quarter and half year ended September 30, 2022 were reviewed by the Audit Committee and approved by the Board of Directors at their meeting held on November 14, 2022.
- The Company has received a one-time settlement for extinguishing indemnity pertaining to an erstwhile business transaction and an amount of Rs 1,642 lacs provided earlier has now been written back. Further, during the quarter, an amount of Rs 939 lacs has been provided towards litigation settlement under VAT amnesty scheme.
- For more details on results, visit investor center section of the Company's website at [www.jyothy.com](http://www.jyothy.com) and financial result under corporate section of Stock Exchange's Website at [www.nseindia.com](http://www.nseindia.com) and [www.bseindia.com](http://www.bseindia.com).



For and on behalf of the Board of Directors

*Jyothy M.R.*  
M.R. Jyothy  
Managing Director  
DIN : 00571828

Place: Mumbai  
Date: November 14, 2022

**JYOTHY LABS LIMITED**  
**STATEMENT OF STANDALONE/CONSOLIDATED FINANCIAL RESULTS**


Notes :

4. Statement of Assets and Liabilities :-

(Rs in lacs)

Particulars	Standalone		Consolidated	
	As at September 30, 2022	As at March 31, 2022	As at September 30, 2022	As at March 31, 2022
	Unaudited	Audited	Unaudited	Audited
<b>Assets</b>				
<b>Non-Current Assets</b>				
Property, plant and equipment	27,274	27,157	28,895	29,050
Capital work in progress	407	744	416	759
Right-of-use assets	3,040	3,683	3,657	4,107
Goodwill	10,288	10,288	82,932	78,633
Other Intangible assets	336	385	349	393
Financial assets				
Investment in subsidiaries/Partnership	14,250	14,224	-	-
Other financial assets	1,266	1,463	1,424	1,623
Deferred tax assets (net)	11,012	10,542	9,535	9,065
Income Tax assets ( net )	1,082	1,032	1,159	1,105
Other non-current assets	4,390	5,129	4,390	5,129
	<b>73,345</b>	<b>74,647</b>	<b>1,32,757</b>	<b>1,29,864</b>
<b>Current assets</b>				
Inventories	35,277	29,445	35,510	29,723
Financial assets				
Trade receivables	17,577	13,640	18,414	14,308
Cash and cash equivalents	10,495	7,322	10,745	7,602
Bank balances other than cash and cash equivalents	5,310	13,291	5,546	13,518
Other financial assets	176	510	279	622
Other current assets	6,280	5,830	6,455	5,961
Asset held for sale	251	348	583	680
	<b>75,366</b>	<b>70,386</b>	<b>77,532</b>	<b>72,414</b>
<b>Total Assets</b>	<b>1,48,711</b>	<b>1,45,033</b>	<b>2,10,289</b>	<b>2,02,278</b>
<b>Equity</b>				
Equity Share Capital	3,672	3,672	3,672	3,672
Other Equity	93,611	90,618	1,42,790	1,40,684
<b>Equity attributable to owners of Jyothy Labs Limited</b>	<b>97,283</b>	<b>94,290</b>	<b>1,46,462</b>	<b>1,44,356</b>
Non-controlling interests	-	-	219	(4,065)
<b>Total equity</b>	<b>97,283</b>	<b>94,290</b>	<b>1,46,681</b>	<b>1,40,291</b>
<b>Liabilities</b>				
<b>Non-Current liabilities</b>				
Financial Liabilities				
Lease Liabilities	1,552	2,199	1,978	2,449
Provisions	6,819	6,481	7,110	6,764
Other non-current liabilities	627	701	627	701
	<b>8,998</b>	<b>9,381</b>	<b>9,715</b>	<b>9,914</b>
<b>Current liabilities</b>				
Financial Liabilities				
Borrowings	1,257	2,511	11,954	12,654
Lease Liabilities	1,808	1,808	2,048	2,021
Trade payables				
Total outstanding dues of micro enterprises and small enterprises	4,161	5,893	4,188	5,935
Total outstanding dues of creditors other than micro enterprises and small enterprises	20,254	17,472	20,608	17,707
Other financial liabilities	2,396	2,881	2,438	2,850
Other current liabilities	9,353	9,061	9,445	9,160
Provisions	2,398	1,250	2,409	1,260
Current Tax liabilities (net)	803	486	803	486
	<b>42,430</b>	<b>41,362</b>	<b>53,893</b>	<b>52,073</b>
<b>Total liabilities</b>	<b>51,428</b>	<b>50,743</b>	<b>63,608</b>	<b>61,987</b>
<b>Total equity and liabilities</b>	<b>1,48,711</b>	<b>1,45,033</b>	<b>2,10,289</b>	<b>2,02,278</b>

Place: Mumbai  
Date: November 14, 2022



For and on behalf of the Board of Directors

*Jyothy M.*  
M.R. Jyothy  
Managing Director  
DIN : 00571828

**JYOTHY LABS LIMITED**  
**STATEMENT OF STANDALONE/CONSOLIDATED FINANCIAL RESULTS**


Notes :

5. Statement of Cash Flow :-

(Rs in lacs)

Particulars	Half Year ended			
	Standalone		Consolidated	
	30.09.2022	30.09.2021	30.09.2022	30.09.2021
	Unaudited	Unaudited	Unaudited	Unaudited
<b>A. CASH FLOWS PROVIDED BY/(USED IN) OPERATING ACTIVITIES:</b>				
Profit before tax	14,148	9,753	13,303	10,487
<b>Adjustments to reconcile profit before tax to net cash flows :</b>				
Depreciation and impairment of property, plant and equipment	1,381	1,732	1,567	1,819
Depreciation of right-of-use assets	828	814	993	943
Amortisation and impairment of intangible assets	45	1,570	46	68
Loss/(Profit) on sale of fixed assets	(890)	5	(832)	5
Share of loss in partnership firm	9	27	-	-
Provision for doubtful debts written back	-	-	(2)	(7)
Exceptional item (Note 2)	(703)	-	(703)	-
Provision for inventories	54	(127)	54	(127)
Finance costs	245	348	676	596
Interest income	(300)	(345)	(271)	(236)
Unrealised Foreign exchange fluctuation loss/(gain) (net)	(9)	(5)	(24)	(5)
Investment subsidy income	(74)	(104)	(74)	(104)
Lease rent income	(8)	(9)	(3)	(4)
<b>Operating profit before working capital changes</b>	<b>14,726</b>	<b>13,659</b>	<b>14,730</b>	<b>13,435</b>
<b>Movements in working capital :</b>				
Decrease / (increase) in trade receivables	(3,928)	473	(4,083)	450
Decrease / (increase) in inventories	(5,886)	(13)	(5,842)	(25)
Decrease / (increase) in other financial assets	543	(468)	557	(491)
Decrease / (increase) in other assets	289	776	310	786
Decrease / (increase) in loans	-	(26)	-	-
Increase / (decrease) in trade payables	1,050	2,033	1,155	2,140
Increase / (decrease) in provisions	2,212	430	2,173	441
Increase / (decrease) in other liabilities	291	(1,481)	285	(1,500)
Increase / (decrease) in other financial liabilities	(449)	(124)	(394)	(105)
<b>Cash generated from operations</b>	<b>8,848</b>	<b>15,259</b>	<b>8,891</b>	<b>15,131</b>
Taxes paid (net)	(2,203)	(1,526)	(2,211)	(1,459)
<b>Net cash generated from operating activities ( A )</b>	<b>6,645</b>	<b>13,733</b>	<b>6,680</b>	<b>13,672</b>
<b>B. CASH FLOWS PROVIDED BY/(USED IN) INVESTING ACTIVITIES:</b>				
Purchase of fixed assets including capital work-in-progress and capital advances	(1,214)	(1,474)	(1,342)	(1,521)
Proceeds from sale of fixed assets	1,026	5	1,094	43
(Investment in)/ maturity proceeds from fixed deposit (net)	8,030	5,625	7,993	5,553
Investment in partnership firm	(35)	-	-	-
Interest income received	204	288	234	197
Lease rent income received	8	9	3	4
<b>Net cash generated from investing activities ( B )</b>	<b>8,019</b>	<b>4,453</b>	<b>7,982</b>	<b>4,276</b>
<b>C. CASH FLOWS PROVIDED BY/(USED IN) FINANCING ACTIVITIES:</b>				
Finance cost paid	(71)	(130)	(413)	(397)
Proceeds from short-term borrowings	-	-	500	600
Repayment of short-term borrowings	(1,250)	(1,250)	(1,250)	(1,250)
Payment of lease liabilities	(990)	(958)	(1,176)	(1,095)
Dividend paid	(9,180)	(14,688)	(9,180)	(14,688)
<b>Net cash (used in) financing activities ( C )</b>	<b>(11,491)</b>	<b>(17,026)</b>	<b>(11,519)</b>	<b>(16,830)</b>
Net Increase in cash and cash equivalents (A+B+C)	3,173	1,160	3,143	1,118
Cash and cash equivalents at the beginning of the year	7,322	6,975	7,602	7,186
<b>Cash and cash equivalents at the end of the year</b>	<b>10,495</b>	<b>8,135</b>	<b>10,745</b>	<b>8,304</b>
<b>Components of cash and cash equivalents</b>				
Cash in hand	17	7	73	47
Balance with scheduled banks - Current account	10,478	8,128	10,672	8,257
<b>Cash and cash equivalents considered for cash flow statement</b>	<b>10,495</b>	<b>8,135</b>	<b>10,745</b>	<b>8,304</b>

The above Statement of Cash flow has been prepared under the 'Indirect Method' as set out in Ind-AS 7, 'Statement of Cash flows'.



For and on behalf of the Board of Directors

*Jyothy M. R.*  
M.R. Jyothy  
Managing Director

Place: Mumbai

Date: November 14, 2022

DIN: 00571828


**JYOTHY LABS LIMITED**  
**REPORTING OF SEGMENT WISE REVENUE, RESULTS, ASSETS AND LIABILITIES**

(Rs in lacs)

Particulars	Consolidated					
	Quarter ended			Half year ended		Year ended
	30.09.2022	30.06.2022	30.09.2021	30.09.2022	30.09.2021	31.03.2022
	Unaudited	Unaudited	Unaudited	Unaudited	Unaudited	Audited
<b>Segment Revenue :</b>						
A. Fabric Care	28,616	25,112	21,414	53,728	39,537	81,705
B. Dishwashing	22,791	20,932	21,589	43,723	40,685	79,780
C. Household Insecticides	4,348	4,483	6,275	8,831	13,450	26,521
D. Personal Care	7,327	6,944	6,613	14,271	13,417	23,386
E. Laundry service	1,146	1,072	635	2,218	919	2,702
F. Others	1,692	1,177	2,009	2,869	3,067	5,555
<b>Net Sales</b>	<b>65,920</b>	<b>59,720</b>	<b>58,535</b>	<b>1,25,640</b>	<b>1,11,075</b>	<b>2,19,649</b>
<b>Segment Results:</b>						
<b>Profit / (Loss) before tax and finance cost</b>						
A. Fabric Care	4,333	3,084	3,465	7,417	6,651	12,359
B. Dishwashing	3,521	2,753	2,433	6,274	4,594	9,285
C. Household Insecticides	(792)	(447)	(353)	(1,239)	(421)	(791)
D. Personal Care	738	248	990	986	2,230	3,559
E. Laundry service	(163)	(163)	(236)	(326)	(601)	(870)
F. Others	12	65	(99)	77	(381)	(324)
<b>Total</b>	<b>7,649</b>	<b>5,540</b>	<b>6,200</b>	<b>13,189</b>	<b>12,072</b>	<b>23,218</b>
Less: (i) Finance cost	(346)	(330)	(290)	(676)	(596)	(1,181)
(ii) Other unallocable expenditure	(585)	(574)	(652)	(1,159)	(1,398)	(3,143)
(iii) Exceptional Item (Note 2)	703	-	-	703	-	-
Add: Unallocable Income	210	1,036	195	1,246	409	798
<b>Profit Before Tax</b>	<b>7,631</b>	<b>5,672</b>	<b>5,453</b>	<b>13,303</b>	<b>10,487</b>	<b>19,692</b>
<b>Segment Assets :</b>						
A. Fabric Care	36,651	33,246	28,502	36,651	28,502	30,855
B. Dishwashing	26,443	25,728	22,000	26,443	22,000	25,232
C. Household Insecticides	14,557	12,981	12,103	14,557	12,103	13,108
D. Personal Care	7,974	7,637	7,258	7,974	7,258	7,664
E. Laundry service	15,017	10,968	11,456	15,017	11,456	10,900
F. Others	2,164	2,185	1,447	2,164	1,447	2,144
G. Unallocated assets	1,07,483	1,10,766	1,06,863	1,07,483	1,06,863	1,12,375
<b>Total</b>	<b>2,10,289</b>	<b>2,03,511</b>	<b>1,89,629</b>	<b>2,10,289</b>	<b>1,89,629</b>	<b>2,02,278</b>
<b>Segment Liabilities :</b>						
A. Fabric Care	19,691	16,390	14,183	19,691	14,183	16,373
B. Dishwashing	17,037	15,140	13,861	17,037	13,861	15,803
C. Household Insecticides	4,166	3,727	6,633	4,166	6,633	6,811
D. Personal Care	4,944	4,618	5,142	4,944	5,142	4,423
E. Laundry service	1,523	1,491	1,029	1,523	1,029	1,174
F. Others	624	569	657	624	657	950
G. Unallocated liabilities	15,623	16,548	15,386	15,623	15,386	16,453
<b>Total</b>	<b>63,608</b>	<b>58,483</b>	<b>56,891</b>	<b>63,608</b>	<b>56,891</b>	<b>61,987</b>

**Notes:**

- Fabric Care includes fabric whitener, fabric enhancer, detergent powder, detergent liquid and bar soap. Dishwashing includes dish wash bar, liquid, dish wash scrubber, dishwash steel scrubber and dishwash powder. Household Insecticides includes mosquito repellent coil, liquid and insect repellents sticks. Personal Care includes body soap, face wash, toothpaste, deodorants, talcum powder, after shave, hand wash, hand sanitizer and moisturiser. Laundry services includes drycleaning and laundry. Others includes incense sticks, toilet cleaner, floor cleaner and vegetable cleaner.
- Based on the "management approach" as defined in Ind AS 108 - 'Operating Segments', the Chief Operating Decision Maker evaluates the Company's performance and allocate resources based on an analysis of various performance indicators by business segments and segment information is presented accordingly.
- Goodwill identifiable to operating segments are included in segment assets, however, where goodwill relates to multiple operating segments and it is not practicable to allocate between segments, it is included in unallocated assets.
- Finance cost is not allocated to any operating segments as the Company reviews the treasury and finance cost at the group level. Accordingly, borrowings are also considered in unallocated liabilities.



For and on behalf of the Board of Directors

*Jyothy M.R.*  
M.R. Jyothy

Managing Director  
DIN : 00571828

Place: Mumbai

Date: November 14, 2022



## RESULTS FOR THE QUARTER ENDED SEPTEMBER 30, 2022

**Consistent Performance: Revenue growth 12.6%, EBITDA and PAT grew by 20.8% and 48.6% respectively**

**Mumbai, Nov 14<sup>th</sup>, 2022:** Jyothy Labs Limited, one of the leading Indian FMCG companies announced today its financial results for the quarter ended September 30, 2022. The Company delivered sales of Rs 659 crores, increase of 12.6% growth against the same period last year.

The growth has been impacted with high inflationary pressure on the households, however inspite of volatile environment, our strategy to focus on strengthening our consumer franchise has resulted in double digit value growth for the quarter as well as on a 2 year CAGR basis.

With consumer first mind-set, the company continued to create customised product offerings and penetrate markets in both rural and urban areas.

We have witnessed stable growth across all channels aided by our expanded distribution platform and focussing on sales of our existing product portfolio in newer geographies and sale of smaller SKU's which has helped us to mitigate the slowing consumption environment.

We will continue to focus on technology led distribution, increase our brands visibility and improve productivity in all spheres of business to maintain healthy balance between higher volume growth, market share and margins.

### FINANCIAL HIGHLIGHTS (Q2FY2023 results over same period last year)

- Net Sales at Rs. 659 Crores, increase by 12.6%
- EBITDA margin at Rs. 80.4 Crores (12.2% of Net sales), increase by 20.8%
- Net Profit at Rs 65.4 Crores, increase by 48.6%

### SEGMENT PERFORMANCE:

#### **FABRIC CARE - Fabric Whitener, Fabric Enhancer, Bar Soap, Detergent Powder and Liquid Detergent.**

Fabric Care sales increase by 33.7% for Q2FY23 over same period last year. The segment has seen improvement in sales across all brands. Our expanded distribution and focus on mid-price segment has helped us to accelerate sales of select detergent powder brands on a Pan India Basis.

*Jyothy M.R*



## **DISHWASHING - Dish Wash Bar, Liquid, Gel, Powder and Scrubbers.**

Dishwashing sales increase by 5.6% for Q2FY23 and 9.1% on a 2yr CAGR basis. Both Exo and Pril have established itself as the clear brand of choice among consumers. Our relentless drive on LUP's and strong investment behind the brand including use of digital mediums has helped to reach out to consumers.

## **PERSONAL CARE - Body Soap, Hand Wash and Toothpaste.**

Personal Care Sales increase by 10.8% for Q2FY23 over same period last year. Our Neem based Margo portfolio of Soaps continues to be consumer preference for its authenticity. Small packs are helping in driving trials.

## **HOUSEHOLD INSECTICIDES - Mosquito Repellent Coil, Liquid Vaporizer and Incense Sticks**

Household Insecticides sales decrease by 30.7% for Q2FY23. The decline is due to less rains which impacted the demand in our strong areas of North & East of India. In spite of seasonality, growth outlook is positive.

**Commenting on the financial performance of Q2FY2023, Ms. M R Jyothy, Managing Director, Jyothy Labs Limited said** "We continue to focus on investing on our brands and build wider direct distribution to strengthen our consumer franchise. This has resulted in stronger operating performance and built pathway to capture future growth opportunities.

We have continued to deliver double digit revenue growth with robust performance for the last few quarters and will focus on relentless execution and are determined to continue to win market shares by building scale in our operations".

### **About Jyothy Labs Limited:**

Jyothy Labs Limited (JLL), one of the leading Indian FMCG Companies was founded in 1983 with a single brand 'Ujala' which has evolved into a multi brand, BSE & NSE listed Company involved in the manufacturing and marketing of products in fabric care, dishwash, household insecticides and personal care.

The Company has leading brands like Ujala, Maxo, Exo, Henko, Pril, Margo, Mr. White, MoreLight, Neem, and Maya that are well-known and established brands in their respective categories.

**For more information, please contact:**

Priya Mishra Adfactors PR M: +91 9769994866 <b>E-mail:</b> <a href="mailto:priya.mishra@adfactorspr.com">priya.mishra@adfactorspr.com</a>	Manthan Khakharia Adfactors PR M: +91 8015353053 <b>E-mail:</b> <a href="mailto:manthan.khakharia@adfactorspr.com">manthan.khakharia@adfactorspr.com</a>
---	--

*Jyothy M.R.* 