



**SKMEGG/SEC/BSE/NSE/AR-2021-22**

August 20, 2022

Bombay Stock Exchange Limited  
Phiroze Jeejeebhoy Towers  
Dalal Street  
Mumbai-400 001

National Stock Exchange of India Limited  
Exchange Plaza,  
Plot No:C/G Block  
Bandra Kurla Complex  
Mumbai-400 051

Dear Sir,

**Sub:** Disclosure under Regulation 34 (1) of SEBI (LODR) Regulations, 2015

**Ref:** Scrip Code: 532143(BSE)/SKMEGGPROD (NSE)

.....

This is to inform you that pursuant to Regulation 34 (1) of SEBI (LODR) Regulations, 2015, we would like to submit the copy of Annual Report for the financial year 2021-22.

Moreover, the copy of the Annual Report for the financial year 2021-22 is being sent to the members to their respective registered E-mail Id's and the same is made available on the Company's website [www.skmeegg.com](http://www.skmeegg.com).

This is for your kind information and records.

Yours faithfully  
For SKM Egg Products Export (India) Limited

P.Sekar  
Company Secretary

Enclosure: As above



**SKM EGG PRODUCTS**

THINKING OUT OF THE SHELL

SKM EGG PRODUCTS EXPORT (INDIA) LIMITED

CIN:L01222TZ1995PLC006025 GSTIN : 33AACCS7106G1ZO PAN : AACCS7106G

Registered Office: 133, 133/1, Gandhiji Road, Erode - 638 001. Tamil Nadu India. Tel: +91 424 2262963

Factory : Erode - Karur Main Road, Cholangapalayam, Erode - 638 154, Tamil Nadu, India. Tel: +91 424 2351532 - 33, Web: [www.skmeegg.com](http://www.skmeegg.com)



**SKM EGG PRODUCTS**

THINKING OUT OF THE SHELL

SKM EGG PRODUCTS EXPORT (INDIA) LIMITED



**ANNUAL REPORT**

**2021-22**



**Excellence - Our Goal**  
**Service - Our Motto**  
**Quality - Our Obsession**

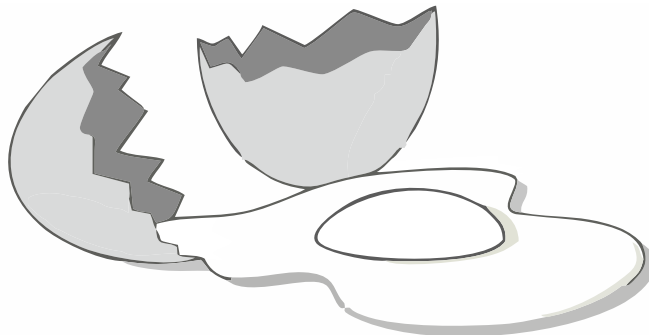
# CONTENTS

## Corporate Overview & Management Reports

Notice to Share Holders.....	02
Directors' Report and Management Analysis.....	19
Financial Highlights / Company Overview / Corporate Information Report on Corporate Governance.....	31

## Financial Statements

Standalone Financial Statements.....	86
Consolidated Financial Statements.....	150



**SKM EGG PRODUCTS EXPORT (INDIA) LIMITED**

CIN : L01222TZ1995PLC006025

REGD. OFFICE : 133, 133/1, GANDHIJI ROAD, ERODE - 638 001.

---

<b>OUR BOARD OF DIRECTORS</b>	:	SHRI. SKM MAEILANANDHAN SHRI. SKM SHREE SHIVKUMAR SMT. SHIVKUMAR KUMUTAAVALLI DR. L.M. RAMAKRISHNAN SHRI.C.DEVARAJAN SHRI. D. VENKATESWARAN SHRI. T.N. THIRUKUMAR SHRI. G.N. JAYARAM SMT. A.R. RAJALAKSHMI	(DIN:00002380) (DIN:00002384) (DIN:00002390) (DIN:00001978) (DIN:00109836) (DIN:05170759) (DIN:00124793) (DIN:08521023) (DIN:09213839)
<b>EXECUTIVE CHAIRMAN</b>	:	SHRI. SKM MAEILANANDHAN	(DIN:00002380)
<b>MANAGING DIRECTOR</b>	:	SHRI. SKM SHREE SHIVKUMAR	(DIN:00002384)
<b>CHIEF FINANCIAL OFFICER</b>	:	SHRI. K.S.VENKATACHALAPATHY	
<b>COMPANY SECRETARY</b>	:	SHRI. P. SEKAR	
<b>STATUTORY AUDITOR</b>	:	SHRI. PRASANNA VENKATESAN, B.Com., ACA., 302(D) INDIAN NAGAR 9TH STREET, 46 PUDUR POST, ERODE - 638 002.	
<b>SECRETARIAL AUDITOR</b>	:	SHRI.V.RAMKUMAR, M.A., CAIIB, FCS, COMPANY SECRETARY IN PRACTICE, 160/18-A, SRINIVASA TRADE CENTRE (1st Floor) RAMALINGAM ROAD (East),R.S.PURAM, COIMBATORE - 641002.	
<b>BANKERS</b>	:	STATE BANK OF INDIA COMMERCIAL BRANCH SATHY MAIN ROAD ERODE - 638 003.	
<b>REGISTERED OFFICE</b>	:	133,133/1, GANDHIJI ROAD, ERODE - 638 001.	
<b>FACTORY</b>	:	ERODE TO KARUR MAIN ROAD, CHOLANGAPALAYAM, PUNJAI KILAMBADI VILLAGE, ERODE - 638 154.	



## NOTICE OF 27TH ANNUAL GENERAL MEETING

Notice is hereby given that the 27th Annual General Meeting of **M/s, SKM Egg Products Export India Limited** will be held on Friday, September 16, 2022 at 4.00 p.m. (IST) through Video Conferencing (“VC”) / Other Audio Visual Means (“OAVM”) to transact the following business:

### ORDINARY BUSINESS:

1. To receive, consider and adopt the audited standalone financial statements of the company along with consolidated financial statements for the financial year ended March, 31st 2022 together with the reports of the board of directors and the auditors thereon.
2. To declare a dividend of Rs.0.50/- per equity share of the face value of Rs.10/- each, of the Company for the financial year ended March, 31st 2022.
3. To appoint a Director in the place of Mrs S Kumutaavalli (DIN: 00002390) who retires by rotation and being eligible, offers herself for re-appointment.
4. To appoint Auditors and to fix their remuneration

**To consider and, if thought fit, to pass with or without modification(s), the following as an Ordinary Resolution:**

**RESOLVED THAT** pursuant to the provisions of Sections 139 & 142 of the Companies Act, 2013, read with the Companies (Audit and Auditors) Rules, 2014 (including any statutory modification (s) or re-enactments(s) thereof, (for the time being in force) and on the recommendation of the Audit Committee and the Board of Directors of the Company M/s. N.C. Rajagopal & Co., Chartered Accountants (Firm Registration No 003398S), be and are hereby appointed as the Statutory Auditors of the Company in the place of Mr.PrasannaVenkatesan N, Chartered Accountant, Erode, (Membership number 235530) with effective from the conclusion of this 27th Annual General Meeting of the Company.

**RESOLVED FURTHER THAT** M/s. N.C. Rajagopal & Co., Chartered Accountants (**Firm Registration No 003398S**) be and are hereby appointed as statutory auditor of the company for term of 5 (Five) consecutive years from the conclusion of this Annual General Meeting till conclusion of the 32nd Annual General Meeting to be held during the year 2027 at a remuneration as recommended by the Audit Committee and/or Board of Directors of the Company, in addition to the re-imbursalment of applicable taxes and actual out of pocket expenses in connection with the audit

### SPECIAL BUSINESS:

5. Re-appointment of Shri SKM Shree Shivkumar (DIN 00002384), as Managing Director of the Company.

**To consider and, if thought fit, to pass the following resolution as a Special Resolution:**

**RESOLVED THAT** pursuant to provisions of Sections 196, 197, 198, 203 and other applicable provisions, if any, of the Companies Act 2013, (including any statutory modifications or re-enactment(s) thereof, for the time being in force), subject to approval of the members at the Annual General Meeting and subject to such other consents and permission as may be necessary, and subject to such modifications, variations as may be approved and acceptable to the appointee, and pursuant



to the recommendation of the Nomination and Remuneration Committee and the Board of the Company made in its respective meeting held on 28.05.2022 and 30.05.2022 respectively approval of the members of the company be and is hereby accorded for the re-appointment of Shri SKM Shree Shivkumar as Managing Director of the Company for a period of three years from 25th June 2022 to 24th June 2025 and payment of remuneration for the aforesaid period with effect from 01.04.2022 on the terms and conditions set out herein below:-

(a) Basic Salary & Allowances: Not exceeding Rs. 3,50,00,000/- (Rupees Three Crores and Fifty Lakhs only) per annum as may be decided by the Board or any Committee thereof from time to time and as may be permissible under the provisions of the Companies Act, 2013.

(b) No Fees payable for attending Meetings of the Board or any Committee thereof, where so appointed.

(c) In the event of loss/inadequacy of profits during tenure, the above remuneration including perquisites shall be payable as minimum remuneration, subject to such approvals as may be necessary, under the provisions of the Companies Act, 2013 and the SEBI (LODR) Regulations, 2015.

**“RESOLVED FURTHER THAT** the Board of Directors and/or Company Secretary of the Company be and are hereby authorised to take all such steps as may be necessary, proper and expedient to give effect to this resolution.”

#### **6.Approval of Material Related Party Transactions**

**To consider and if thought fit, to pass with or without modification(s), the following as Special Resolution:**

**RESOLVED THAT** pursuant to the provisions of section 188 of the Companies Act, 2013, and pursuant to Regulation 23 of SEBI (Listing Obligations and disclosures requirements) Regulations 2015 (including any amendments, modifications, or re-enactments thereof), and on the recommendation by the Audit Committee, consent of the members of the Company be and is hereby accorded to the Board of Directors of the Company for transfer or receipt of products, goods, materials, services or other resources and obligations for the Financial Year 2022-2023 and subsequent Financial Years exceeding ten percent of the annual consolidated turnover of the Company, as per the last audited financial statements of the Company relevant for the respective Financial Years on such terms and conditions as may be mutually agreed between the Company and Related Parties in the ordinary course of business other than transactions which are not on arm's length basis or otherwise.

**RESOLVED FURTHER THAT** the Board of Directors be and are hereby authorised to decide upon the nature and value of the products, goods, materials, services or other resources and obligations to be transacted with Related Party and to do and perform all such acts, deeds, matters and things as may be considered necessary, desirable or expedient for giving effect to this Resolution.

Place : Erode

Date : 10.08.2022

By Order of the Board  
**SKM Shree Shivkumar**  
 Managing Director  
 (DIN : 00002384)



**Notes:**

1. In view of the outbreak of the COVID-19 pandemic and pursuant to General Circular Nos.14/2020, 17/2020, 20/2020, 02/2021, 19/2021, 21/2021 and 2/2022 dated 8th April 2020, 13th April 2020, 5th May 2020, 13th January 2021, 8th December 2021, 14th December 2021 and 5th May 2022 respectively, issued by the Ministry of Corporate Affairs (“MCA Circulars”) and Circular No. SEBI/HO/CFD/CMD1/CIR/P/2020/79, SEBI/HO/CFD/CMD2/CIR/P/2021/11 and SEBI/HO/CFD/CMD2/ CIR/P/2022/62 dated 12th May 2020 , 15th January 2021 and 13th May 2022 respectively issued by the Securities and Exchange Board of India (“SEBI Circular”) and in compliance with the provisions of the Act and the SEBI (Listing Obligations and Disclosure Requirements) Regulations, 2015 (“Listing Regulations”), the 27th Annual General Meeting (“AGM”) of the Company is being conducted through VC/OAVM Facility, which does not require physical presence of members at a common venue.
2. National Securities Depositories Limited (“NSDL”) will be providing facility for voting through remote e-Voting, for participation in the AGM through VC/OAVM Facility and e-Voting during the AGM.
3. Members may join the AGM through VC/OAVM Facility by following the procedure as mentioned below which shall be kept open for the Members from 15:45 p.m. IST i.e. 15 minutes before the time scheduled to start the AGM and the Company may close the window for joining the VC/OAVM Facility 15 minutes after the scheduled time to start the AGM.
4. Members may note that the VC/OAVM Facility, provided by NSDL, allows participation of atleast 1,000 Members on a first-come-first-served basis. The large shareholders (i.e. shareholders holding 2% or more shareholding), Promoters, Institutional investors, Directors, Key Managerial Personnel, Auditors etc can attend the AGM without any restriction on account of first-come first-served principle.
5. In compliance with the aforesaid MCA and SEBI Circulars, the notice of the AGM along with the Annual Report 2021-22 is being sent only through electronic mode to those Members whose email addresses are registered with the Company/ Depositories. Members may note that the Notice and Annual Report 2021-22 will also be available on the Company's website [www.skmeegg.com](http://www.skmeegg.com), websites of the Stock Exchanges i.e. BSE Limited and National Stock Exchange of India Limited at [www.bseindia.com](http://www.bseindia.com) and [www.nseindia.com](http://www.nseindia.com) respectively, and on the website of NSDL <https://www.evoting.nsdl.com>. The member holding shares in physical form and who have not registered their email id may register their email id by sending the name, folio number, self-attested PAN, email id to be registered and number of shares held to [info@skdc-consultants.com](mailto:info@skdc-consultants.com). For the Members holding shares in demat form, please update your email address through your respective Depository Participant/s.
6. Pursuant to the provisions of Section 108 of the Companies Act, 2013 read with Rule 20 of the Companies (Management and Administration) Rules, 2014 (as amended) and Regulation 44 of SEBI (Listing Obligations & Disclosure Requirements) Regulations 2015 (as amended), and the Circulars issued by the Ministry of Corporate Affairs dated 8th April, 2020, 13th April, 2020, 5th May, 2020, January 13, 2021, December 08, 2021, December 14, 2021 and 5th May 2022, the Company is providing facility of remote e-Voting to its Members in respect of the



business to be transacted at the AGM. For this purpose, the Company has entered into an agreement with National Securities Depository Limited (“NSDL”) for facilitating voting through electronic means, as the authorized agency. The facility of casting votes by a member using remote e-Voting system as well as during the proceedings of the AGM will be provided by NSDL.

7. Attendance of members through VC/OAVM shall be counted for the purpose of reckoning the quorum under Section 103 of the Companies Act, 2013.
8. The statement pursuant to Section 102 of the Companies Act, 2013 setting out of material facts concerning the items of special business specified above is annexed hereto.
9. The Company does not have any unclaimed dividend amount which has fallen due for transfer to Investor Education and Protection Fund (IEPF).
10. The Members may note that on account of the amendment made to the SEBI (Listing Obligations and Disclosure Requirements) Regulations, 2015, the Company shall not entertain the request for registration of physical transfer of shares on or after 31st March, 2019. Hence, Members holding shares in physical form, in their own interest, are requested to dematerialise the shares to avail the benefits of electronic holding as well as trading
11. SEBI vide its notification dated January 24, 2022 has mandated that all requests for transfer of securities including transmission and transposition requests shall be processed only in dematerialized form. In view of the same and to eliminate all risks associated with physical shares and avail various benefits of dematerialisation, Members are advised to dematerialise the shares held by them in physical form.
12. Members holding shares in physical form are requested to register their email id for receiving electronic copy of the Annual Report and also notify immediately any change in their address/E-mail address to the Company/its Share Transfer Agents through form ISR 1 available at the website of the Company [www.skmeegg.com](http://www.skmeegg.com)
13. Members holding shares in electronic form are requested to advice change of address/E-mail address to their Depository Participants. Members holding shares in demat form are hereby informed that bank particulars registered with their respective Depository Participants, with whom they maintain their demat accounts, are used by the Company for the payment of dividend. The Company or its Registrar cannot act on any request received directly from the Members holding shares in demat form for any change of bank particulars. Such changes are to be intimated only to the Depository Participants of the Members. Members holding shares in demat form are requested to intimate any change in their address and / or bank mandate immediately to their Depository Participants.
14. Corporate members intending to make their authorised representatives to attend the Meeting through VC are requested to send to the Company a certified copy of the Board Resolution authorising their representative to attend and vote on their behalf at the Meeting held through VC/OAVM.
15. The Notice of the Annual General Meeting and the Annual Report will be available on the Company's website [www.skmeegg.com](http://www.skmeegg.com).





16. As per the provisions of Companies Act, 2013, nomination facility is available for members holding shares in physical form. The nomination forms can be obtained from the Company's Share Transfer Agents. In respect of members holding shares in electronic form, the forms may be obtained from the Depository Participant with whom they are maintaining their demat account.
17. The Securities and Exchange Board of India (SEBI) vide its circular dated 20th April, 2018 has mandated registration of Permanent Account Number (PAN) and Bank Account Details for all securities holders. Members holding shares in physical form are therefore, requested to submit their PAN and Bank Account Details to Company's Share Transfer Agents by sending a duly signed letter along with self-attested copy of PAN Card and original cancelled cheque. The original cancelled cheque should bear the name of the Member printed on it. In alternative Members, are requested to submit a copy of bank passbook / statement attested by the bank. Members holding shares in demat form are requested to submit the aforesaid information to their respective Depository Participant.
18. SEBI vide its circulars No. SEBI/HO/MIRSD/MIRSD\_RTAMB/P/CIR/2021/655 dated November 3, 2021 and No. SEBI/HO/ MIRSD/MIRSD\_RTAMB/P/CIR/2021/687 dated December 14, 2021 on Common and Simplified Norms for processing investor's service request by RTAs and norms for furnishing PAN, KYC details and Nomination and such other requests for all shareholders holding physical securities. The relevant Forms for registering/changing KYC details and Nomination viz., Forms ISR-1, ISR-2, ISR-3, SH-13, SH-14 are available on our company at [www.skmegg.com](http://www.skmegg.com).

Place : Erode  
Date : 10.08.2022

By Order of the Board  
**SKM Shree Shivkumar**  
Managing Director  
(DIN : 00002384)



**EXPLANATORY STATEMENT PURSUANT TO SECTION 102 OF THE COMPANIES ACT, 2013 (“THE ACT”)**

As required by Section 102 of the Act, the following explanatory statement sets out all material facts relating to the businesses mentioned under Item Nos. 5 & 6 of the accompanying Notice

**5. Re-Appointment of Managing Director:**

Shri SKM Shree Shivkumar was appointed as the Managing Director of the Company for a period of three years with effect from 25th June 2019 to 24th June 2022 after obtaining due approval of the members of the company in their Annual General Meeting held on 25th September, 2019. Accordingly, the present term of Shri SKM Shivkumar came to an end on 24th June, 2022.

The Board in its meeting held on 30th May, 2022, has approved the re-appointment of Shri SKM Shree Shivkumar as the Managing Director of the Company for a further period of three years since his current tenure ends 24th June, 2022. The Board has taken the decisions of the said re-appointment based on the recommendation of NRC and subject to the approval of members of the Company.

The Board recommends the Special Resolution set out at Item No. 5 of the Notice for approval by the Members

Except Shri. SKM Maeilanandhan, Shri. SKM Shree Shivkumar and Smt S. Kumutaavalli, none of the other Directors, Key Managerial Personnel of the Company, or their respective relatives are concerned or interested in the Resolution mentioned at Item No. 5 of the accompanying Notice.

Disclosures, as required under Regulation 36 of the Listing Regulations and Secretarial Standard -2 on General Meetings issued by the Institute of Company Secretaries of India, are annexed to this Notice.

**6. Approval of Material Related Party Transactions**

In terms of the Listing Regulations, the contracts, arrangements and transactions relating to transfer or receipt of products, goods, materials, services, other resources and obligations with related party are material in nature if the transactions entered into or to be entered into individually or taken together with previous transactions during the financial year exceeds ten percent of the annual consolidated turnover of the Company as per the last audited financial statements of the Company. Accordingly, the contracts, arrangements and transactions with Related Party require the approval of Members of the Company through Ordinary Resolution and the related parties shall abstain from voting on such Resolutions.

The particulars of contracts, arrangements and transactions are as under:

**a) Name of the Related Party:**

1. SKM Siddha and Ayurvedha Company (India) Private Limited
2. SKM Animal Feeds and Foods (India) Private Limited
3. SKM Universal Marketing Company India Private Limited
4. Shri. SKM Shree Shivkumar (Managing Director)-KMP



5. Shri. SKM Maeilanandhan (Executive Chairman)-KMP

6. SKM Europe BV, Utrecht, The Netherlands.

**(b) Description of Relationship between the parties:**

Entities in which Directors are interested and Presumption of significant influence

**(c) Name of the Director or Key Managerial Personnel (KMP) who is related:**

Shri. SKM Shree Shivkumar, Shri. SKM Maeilanandhan, Smt S. Kumutaavalli to the extent of being common Board members/ KMP.

**d) Nature, material terms of contracts:**

Sale of egg shell waste, Sale and Purchase of Eggs

Sale of poultry feeds, Sale of egg white cube

Sale of Albumen Liquid, Sale of whole Egg liquid

Purchase of poultry feed supplement, Purchase of wind Power

**(e) Monetary value:**

The actual value of material transactions falling under Regulation 23(1) of the Listing Regulations for Financial Year 2021-22 is given in the notes to the Standalone financial statement. The estimated value of material transactions for the Financial Year 2022-23 in case of related party transaction may exceed ten percent of the annual consolidated turnover of the Company as per the latest audited financial statements of the Company for the respective Financial Years based on the subsisting contracts, arrangements and transactions entered into or to be entered into;

**(f) Any other information relevant or important for the Members to make a decision on a proposed transaction:**

Transactions entered into on arm's length basis and in the ordinary course of business or not. The Board, accordingly, recommends the passing of the proposed Ordinary Resolution as contained in the Notice by Members of the Company.

The Directors or Key Managerial Personnel or their relatives, except as stated in (c) Directors, do not have any concern or interest, financial or otherwise, in passing of the said Ordinary Resolution.

Place: Erode  
Date: 10.08.2022

By Order of the Board  
**SKM Shree Shivkumar**  
Managing Director  
(DIN : 00002384)



**ANNEXURE TO THE NOTICE**

**Details of directors seeking appointment/re-appointment required under Regulation 36 of the Securities and Exchange Board of India (Listing Obligations and Disclosure Requirement) Regulations, 2015 and Secretarial Standard - 2 on General Meetings issued by the ICSI:**

Name of Director	Smt. S. Kumutaavalli
Director Identification Number (DIN)	00002390
Designation/category of the Director	Non Executive Director
Date of Birth & Age	30.03.1973 & 49
Date of the first appointment	29.10.2010
Qualification	B.A.(CS), M.Sc., (Psychotherapy and Counselling) Diplomo in Export and Import Management Diplomo in Advanced Information Management
Experience	More than 15 years
Directorships held in other companies	SKM Siddha and Ayurvedha Company (India) Private Limited SKM Universal Marketing Company (India) Private Limited SKM Shree Developers (India) Private Limited SKM Shree Herbals (India) Private Limited SKM Shrees Properties (India) Private Limited Erode Smart City Limited
Memberships / Chairmanships of committees of other companies	NIL
Inter-se relationship with other Directors and Key Managerial Personnel	SKM Maeilanandhan- Father in law SKM Shree Shivkumar –Husband
Shareholding in the Company	10005
Terms and Conditions of appointment / re-appointment	1 year retire by rotation
Details of Remuneration sought to be paid	-
Remuneration last drawn	Rs.18,000/-
No of board meetings attended	6



**ANNEXURE TO THE NOTICE**

Name of Director	Shri SKM Shree Shivkumar
Director Identification Number (DIN)	00002384
Designation/category of the Director	Managing Director/Chief Executive Officer
Date of Birth & Age	21.11.1968 & 54 years
Date of the first appointment	25.06.2006
Qualification	BE
Experience	More than 25 years
Directorships held in other companies	SKM Universal Marketing Company India Private Limited SKM Siddha and Ayurvedha Company India Private Limited SKM Shrees Farms India Private Limited SKM Shree Herbals India Private Limited SKM Shree Energy India Private Limited SKM Shree Developers India Private Limited SKM Shrees Properties India Private Limited
Memberships / Chairmanships of committees of other companies	NIL
Inter-se relationship with other Directors and Key Managerial Personnel	SKM Maeilanandhan- Father Smt. S. Kumutaavalli –Wife
Shareholding in the Company	47.82%
Terms and Conditions of appointment / re-appointment	3 years
Details of Remuneration sought to be paid	-
Remuneration last drawn	Rs. 1.61 Crore per annum
No of board meetings attended	6



**THE INSTRUCTIONS FOR MEMBERS FOR REMOTE E-VOTING AND JOINING ANNUAL GENERAL MEETING ARE AS UNDER:-**

- i. Member will be provided with a facility to attend the AGM through VC/OAVM through the NSDL e-Voting system. Members may access by following the steps mentioned above for Access to NSDL e-Voting system. After successful login, you can see link of “**VC/OAVM link**” placed under “Join General meeting” menu against company name. You are requested to click on VC/OAVM link placed under Join General Meeting menu. The link for VC/OAVM will be available in Shareholder/Member login where the EVEN of Company will be displayed. Please note that the members who do not have the User ID and Password for e-Voting or have forgotten the User ID and Password may retrieve the same by following the remote e-Voting instructions mentioned in the notice to avoid last minute rush.
- ii. Members are encouraged to join the Meeting through Laptops for better experience.
- iii. Further Members will be required to allow Camera and use Internet with a good speed to avoid any disturbance during the meeting.
- iv. Please note that Participants Connecting from Mobile Devices or Tablets or through Laptop connecting via Mobile Hotspot may experience Audio/Video loss due to Fluctuation in their respective network. It is therefore recommended to use Stable Wi-Fi or LAN Connection to mitigate any kind of aforesaid glitches.
- v. As the AGM is being conducted through VC / OAVM, for the smooth conduct of proceedings of the AGM, Members are encouraged to express their views / send their queries in advance mentioning their name, demat account number / folio number, email id, mobile number to **shares@skmegg.com**. Questions / queries received by the Company till 5.00 p.m. on Saturday, 10th September, 2022 shall only be considered and responded during the AGM.
- vi. Members who would like to express their views or ask questions during the AGM may register themselves as a speaker by sending their request from their registered e-mail address mentioning their Name, DP ID and client ID/ folio number, PAN, mobile number and No. of shares held to shares@skmegg.com **from 6th September, 2022 (9.00 a.m. IST) to 10th September, 2022 (5.00 p.m. IST)**. Those Members who have registered themselves as a speaker will only be allowed to express their views/ask questions during the AGM. The Company reserves the right to restrict the number of speakers, as appropriate for smooth conduct of the AGM.
- vii. Members who need assistance before or during the AGM, can contact NSDL on evoting@nsdl.co.in/ contact Ms.PallaviMhatre, Manager, toll free - 1800-222-990, 1800 22 4430

**Remote E-voting facility:**

- (a) In compliance with Regulation 44 of the SEBI (Listing Obligations and Disclosure Requirements) Regulations 2015 and the provisions of Section 108 of the Companies Act, 2013 and Rule 20 of the Companies (Management and Administration) Rules, 2014, the Company provides remote e-voting facility to all the shareholders, through remote e-voting platform of National Securities Depository Limited (NSDL), for voting on all the resolutions to be passed in the 27th Annual General Meeting.



- (b) Voting rights will be reckoned on the basis of the number of shares registered in the names of the members / beneficial owners as on the cut-off date fixed for this purpose, viz., Friday, 9th September, 2022. A person who is not a member as on the cut-off date should treat this Notice for information purpose only.
- (c) The Company has appointed Mr. V Ramkumar, Practising Company Secretary, Coimbatore as Scrutinizer for conducting the remote e-voting and also the e-voting process during the AGM in a fair and transparent manner.
- (d) The instructions for remote e-voting are as under:

The remote e-voting period commences on **Tuesday, 13th September 2022 at 9.00 a.m.** and ends on **Thursday, 15th September, 2022 at 5.00 p.m.** During this period, members holding shares as on **Friday, 9th September, 2022** may cast their votes electronically. Thereafter, the remote e-voting facility will be disabled for voting by NSDL. Once a vote on a resolution is cast by a member, such member will not be allowed to change it subsequently. Members as on the **09th September, 2022** shall only be entitled for availing the Remote E-Voting facility.

Shareholders who become Members of the Company, after despatch of Notice and hold shares as on **09th September, 2022** may obtain the User ID and Password for e-voting by sending an e-mail, intimating DP ID and Client ID / Folio No. to [evoting@nsdl.co.in](mailto:evoting@nsdl.co.in)

**Members receiving e-mail from NSDL (for members who have registered their email Ids with the Company / Depository Participants)**

**Step 1: Access to NSDL e-Voting system**


**A) Login method for e-Voting and joining virtual meeting for Individual shareholders holding securities in demat mode**

In terms of SEBI circular dated December 9, 2020 on e-Voting facility provided by Listed Companies, Individual shareholders holding securities in demat mode are allowed to vote through their demat account maintained with Depositories and Depository Participants. Shareholders are advised to update their mobile number and email Id in their demat accounts in order to access e-Voting facility.

**Login method for Individual shareholders holding securities in demat mode is given below:**

Type of shareholders	Login Method
Individual Shareholders holding securities in demat mode with NSDL.	1. Existing <b>IDEAS</b> user can visit the e-Services website of NSDL Viz. <a href="https://eservices.nsdl.com">https://eservices.nsdl.com</a> either on a Personal Computer or on a mobile. On the e-Services home page click on the <b>“Beneficial Owner”</b> icon under <b>“Login”</b> which is available under <b>‘IDEAS’</b> section , this will prompt you to enter your existing User ID and Password. After successful authentication, you will be able to see e-Voting services under Value added services. Click on <b>“Access to e-Voting”</b> under e-Voting services and you will be able to see e-Voting page.



Type of shareholders	Login Method
	<p>Click on company name or <b>e-Voting service provider i.e. NSDL</b> and you will be re-directed to e-Voting website of NSDL for casting your vote during the remote e-Voting period or joining virtual meeting &amp; voting during the meeting.</p> <ol style="list-style-type: none"> <li>2. If you are not registered for IDeAS e-Services, option to register is available at <a href="https://eservices.nsd.com">https://eservices.nsd.com</a>. Select <b>“Register Online for IDeAS Portal”</b> or click at <a href="https://eservices.nsd.com/SecureWeb/IdeasDirectReg.jsp">https://eservices.nsd.com/SecureWeb/IdeasDirectReg.jsp</a></li> <li>3. Visit the e-Voting website of NSDL. Open web browser by typing the following URL: <a href="https://www.evoting.nsd.com/">https://www.evoting.nsd.com/</a> either on a Personal Computer or on a mobile. Once the home page of e-Voting system is launched, click on the icon “Login” which is available under ‘Shareholder/Member’ section. A new screen will open. You will have to enter your User ID (i.e. your sixteen digit demat account number hold with NSDL), Password/OTP and a Verification Code as shown on the screen. After successful authentication, you will be redirected to NSDL Depository site wherein you can see e-Voting page. Click on company name or <b>e-Voting service provider i.e. NSDL</b> and you will be redirected to e-Voting website of NSDL for casting your vote during the remote e-Voting period or joining virtual meeting &amp; voting during the meeting.</li> <li>4. Shareholders/Members can also download NSDL Mobile App <b>“NSDL Speede”</b> facility by scanning the QR code mentioned below for seamless voting experience.</li> </ol> <div style="text-align: center; margin-top: 20px;">  <p>The image shows a promotional banner for the NSDL Mobile App. It features the text 'NSDL Mobile App is available on' in blue. Below this, there are two logos: the Apple App Store logo and the Google Play logo. Underneath each logo is a square QR code for scanning.</p> </div>





Type of shareholders	Login Method
<p>Individual Shareholders holding securities in demat mode with CDSL</p>	<ol style="list-style-type: none"> <li>1. Existing users who have opted for Easi / Easiest, they can login through their user id and password. Option will be made available to reach e-Voting page without any further authentication. The URL for users to login to Easi / Easiest are <a href="https://web.cdslindia.com/myeasi/home/login">https://web.cdslindia.com/myeasi/home/login</a> or <a href="http://www.cdslindia.com">www.cdslindia.com</a> and click on New System Myeasi.</li> <li>2. After successful login of Easi/Easiest the user will be also able to see the E Voting Menu. The Menu will have links of e-Voting service provider i.e. NSDL. Click on NSDL to cast your vote.</li> <li>3. If the user is not registered for Easi/Easiest, option to register is available at <a href="https://web.cdslindia.com/myeasi/Registration/EasiRegistration">https://web.cdslindia.com/myeasi/Registration/EasiRegistration</a></li> <li>4. Alternatively, the user can directly access e-Voting page by providing demat Account Number and PAN No. from a link in <a href="http://www.cdslindia.com">www.cdslindia.com</a> home page. The system will authenticate the user by sending OTP on registered Mobile &amp; Email as recorded in the demat Account. After successful authentication, user will be provided links for the respective ESP i.e. <b>NSDL</b> where the e-Voting is in progress.</li> </ol>
<p>Individual Shareholders (holding securities in demat mode) login through their depository participants</p>	<p>You can also login using the login credentials of your demat account through your Depository Participant registered with NSDL/CDSL for e-Voting facility. upon logging in, you will be able to see e-Voting option. Click on e-Voting option, you will be redirected to NSDL/CDSL Depository site after successful authentication, wherein you can see e-Voting feature. Click on company name or e-Voting service provider i.e. NSDL and you will be redirected to e-Voting website of NSDL for casting your vote during the remote e-Voting period or joining virtual meeting &amp; voting during the meeting.</p>

**Important note:** Members who are unable to retrieve User ID/ Password are advised to use Forget User ID and Forget Password option available at abovementioned website.

**Helpdesk for Individual Shareholders holding securities in demat mode for any technical issues related to login through Depository i.e. NSDL and CDSL.**



Login type	Help desk details
Individual Shareholders holding securities in demat mode with NSDL	Members facing any technical issue in login can contact NSDL helpdesk by sending a request at <a href="mailto:evoting@nsdl.co.in">evoting@nsdl.co.in</a> or call at toll free no.: 1800 1020 990 and 1800 22 44 30
Individual Shareholders holding securities in demat mode with CDSL	Members facing any technical issue in login can contact CDSL helpdesk by sending a request at <a href="mailto:helpdesk.evoting@cdslindia.com">helpdesk.evoting@cdslindia.com</a> or contact at 022- 23058738 or 022-23058542-43

**B) Login Method for e-Voting and joining virtual meeting for shareholders other than Individual shareholders holding securities in demat mode and shareholders holding securities in physical mode.**

**How to Log-in to NSDL e-Voting website?**

1. Visit the e-Voting website of NSDL. Open web browser by typing the following URL: <https://www.evoting.nsdl.com/> either on a Personal Computer or on a mobile.
2. Once the home page of e-Voting system is launched, click on the icon “Login” which is available under ‘Shareholder/Member’ section.
3. A new screen will open. You will have to enter your User ID, your Password/OTP and a Verification Code as shown on the screen.

Alternatively, if you are registered for NSDL eservices i.e. IDEAS, you can log-in at <https://eservices.nsdl.com/> with your existing IDEAS login. Once you log-in to NSDL eservices after using your log-in credentials, click on e-Voting and you can proceed to Step 2 i.e. Cast your vote electronically.

4. Your User ID details are given below :

Manner of holding shares i.e. Demat (NSDL or CDSL) or Physical	Your User ID is:
a) For Members who hold shares in demat account with NSDL.	8 Character DP ID followed by 8 Digit Client ID For example if your DP ID is IN300*** and Client ID is 12***** then your user ID is IN300***12*****.
b) For Members who hold shares in demat account with CDSL.	16 Digit Beneficiary ID For example if your Beneficiary ID is 12***** then your user ID is 12*****.
c) For Members holding shares in Physical Form.	EVEN Number followed by Folio Number registered with the company  For example if folio number is 001*** and EVEN is 101456 then user ID is 101456001***



5. Password details for shareholders other than Individual shareholders are given below:
  - a) If you are already registered for e-Voting, then you can use your existing password to login and cast your vote.
  - b) If you are using NSDL e-Voting system for the first time, you will need to retrieve the 'initial password' which was communicated to you. Once you retrieve your 'initial password', you need to enter the 'initial password' and the system will force you to change your password.
  - c) How to retrieve your 'initial password'?
    - (i) If your email ID is registered in your demat account or with the company, your 'initial password' is communicated to you on your email ID. Trace the email sent to you from NSDL from your mailbox. Open the email and open the attachment i.e. a .pdf file. Open the .pdf file. The password to open the .pdf file is your 8 digit client ID for NSDL account, last 8 digits of client ID for CDSL account or folio number for shares held in physical form. The .pdf file contains your 'User ID' and your 'initial password'.
    - (ii) If your email ID is not registered, please follow steps mentioned below in **process for those shareholders whose email ids are not registered.**
6. If you are unable to retrieve or have not received the “Initial password” or have forgotten your password:
  - a) Click on **“Forgot User Details/Password?”** (If you are holding shares in your demat account with NSDL or CDSL) option available on [www.evoting.nsdl.com](http://www.evoting.nsdl.com).
  - b) **“Physical User Reset Password?”** (If you are holding shares in physical mode) option available on [www.evoting.nsdl.com](http://www.evoting.nsdl.com).
  - c) If you are still unable to get the password by aforesaid two options, you can send a request at [evoting@nsdl.co.in](mailto:evoting@nsdl.co.in) mentioning your demat account number/folio number, your PAN, your name and your registered address etc.
  - d) Members can also use the OTP (One Time Password) based login for casting the votes on the e-Voting system of NSDL.
7. After entering your password, tick on Agree to “Terms and Conditions” by selecting on the check box.
8. Now, you will have to click on “Login” button.
9. After you click on the “Login” button, Home page of e-Voting will open.

## **Step 2: Cast your vote electronically and join General Meeting on NSDL e-Voting system.**

### **How to cast your vote electronically and join General Meeting on NSDL e-Voting system?**

1. After successful login at Step 1, you will be able to see all the companies “EVEN” in which you are holding shares and whose voting cycle and General Meeting is in active status.



2. Select “EVEN” of company for which you wish to cast your vote during the remote e-Voting period and casting your vote during the General Meeting. For joining virtual meeting, you need to click on “VC/OAVM” link placed under “Join General Meeting”.
3. Now you are ready for e-Voting as the Voting page opens.
4. Cast your vote by selecting appropriate options i.e. assent or dissent, verify/modify the number of shares for which you wish to cast your vote and click on “Submit” and also “Confirm” when prompted.
5. Upon confirmation, the message “Vote cast successfully” will be displayed.
6. You can also take the printout of the votes cast by you by clicking on the print option on the confirmation page.
7. Once you confirm your vote on the resolution, you will not be allowed to modify your vote.

#### **General Guidelines for shareholders**

1. Institutional shareholders (i.e. other than individuals, HUF, NRI etc.) are required to send scanned copy (PDF/JPG Format) of the relevant Board Resolution/ Authority letter etc. with attested specimen signature of the duly authorized signatory(ies) who are authorized to vote, to the Scrutinizer by e-mail to [acsramkumar@gmail.com](mailto:acsramkumar@gmail.com) with a copy marked to [evoting@nsdl.co.in](mailto:evoting@nsdl.co.in). Institutional members (i.e. other than individuals, HUF, NRI etc.) can also upload their Board Resolution / Power of Attorney / Authority Letter etc. by clicking on "Upload Board Resolution / Authority Letter" displayed under "e-Voting" tab in their login
2. It is strongly recommended not to share your password with any other person and take utmost care to keep your password confidential. Login to the e-voting website will be disabled upon five unsuccessful attempts to key in the correct password. In such an event, you will need to go through the “Forgot User Details/Password?” or “Physical User Reset Password?” option available on [www.evoting.nsdl.com](http://www.evoting.nsdl.com) to reset the password.
3. In case of any queries, you may refer the Frequently Asked Questions (FAQs) for Shareholders and e-voting user manual for Shareholders available at the download section of [www.evoting.nsdl.com](http://www.evoting.nsdl.com) or call on toll free no.: 1800 1020 990 and 1800 22 44 30 or send a request to [evoting@nsdl.co.in](mailto:evoting@nsdl.co.in)

#### **Process for those shareholders whose email ids are not registered with the depositories for procuring user id and password and registration of e mail ids for e-voting for the resolutions set out in this notice:**

1. In case shares are held in physical mode please provide Folio No., Name of shareholder, scanned copy of the share certificate (front and back), PAN (self attested scanned copy of PAN card), AADHAR (self attested scanned copy of Aadhar Card) by email to [shares@skmegg.com](mailto:shares@skmegg.com).
2. In case shares are held in demat mode, please provide DPID-CLID (16 digit DPID + CLID or 16 digit beneficiary ID), Name, client master or copy of Consolidated Account statement, PAN (self attested scanned copy of PAN card), AADHAR (self attested scanned copy of Aadhar Card) to [shares@skmegg.com](mailto:shares@skmegg.com). If you are an Individual shareholders holding securities in demat mode, you are requested to refer to the login method explained at step 1 (A) i.e. Login method for e-Voting and joining virtual meeting for Individual shareholders holding securities in demat mode.



3. Alternatively shareholder/members may send a request to [evoting@nsdl.co.in](mailto:evoting@nsdl.co.in) for procuring user id and password for e-voting by providing above mentioned documents.
4. In terms of SEBI circular dated December 9, 2020 on e-Voting facility provided by Listed Companies, Individual shareholders holding securities in demat mode are allowed to vote through their demat account maintained with Depositories and Depository Participants. Shareholders are required to update their mobile number and email ID correctly in their demat account in order to access e-Voting facility.
5. The members attending the meeting who have not already cast their vote through remote e-voting, shall be able to exercise their voting rights through electronic mode during the meeting. The members who have already cast their vote through remote e-voting can attend the meeting but shall not be entitled to cast their vote again during the meeting. In terms of Regulation 39(4) of SEBI (Listing Obligations and Disclosure Requirements) Regulations, 2015, voting rights on shares lying in the Unclaimed Shares Suspense account, shall remain frozen till the rightful owner claims the shares.
6. The Scrutinizer will submit his report on the remote e-voting and voting at the meeting to the Chairman or Company Secretary or any other authorised Director, who will declare the result of the voting within 2 working days from the conclusion of the AGM.
7. The result of the voting with details of the number of votes cast for and against each resolution, invalid votes and whether the resolution has been carried or not shall be displayed on the notice board of the Company at its Registered. Further, the results of the voting along with the Scrutinizer's Report shall also be placed on the Company's website [www.skmeegg.com](http://www.skmeegg.com) and on the website of the NSDL and also communicated to the Stock Exchanges.
8. In case of any queries, members may contact the Company at [shares@skmeegg.com](mailto:shares@skmeegg.com)

**INSTRUCTIONS FOR MEMBERS FOR E-VOTING ON THE DAY OF THE MEETING:**

1. The procedure for e-Voting on the day of the AGM is same as the instructions mentioned above for remote e-voting.
2. Only those Members/ shareholders, who will be present in the AGM through VC/OAVM facility and have not casted their vote on the Resolutions through remote e-Voting and are otherwise not barred from doing so, shall be eligible to vote through e-Voting system in the AGM.
3. Members who have voted through Remote e-Voting will be eligible to attend the AGM. However, they will not be eligible to vote at the AGM.
4. The details of the person who may be contacted for any grievances connected with the facility for e-Voting on the day of the AGM shall be the same person mentioned for Remote e-voting.

The profile of Director as per Regulation 36(3) of the SEBI (Listing Obligations and Disclosure Requirements) Regulations, 2015 and Secretarial Standards on General Meetings issued by the Institute of Company Secretaries of India, in respect of Director seeking reappointment at this AGM forms integral part of the Notice. The Director had furnished the requisite consent and declarations.

Since the AGM shall be conducted through VC / OAVM, the route map, Proxy Form and Attendance Slip are not annexed to this Notice



## BOARD REPORT

To,

The Members,

The Directors are pleased to present the Twenty Seventh (27th) Annual Report of the Company together with the audited financial statements (consolidated and standalone) for the year ended 31st March 2022.

In compliance with the applicable provisions of Companies Act, 2013, (including any statutory modification(s) or re-enactment(s) thereof, for time being in force) ("Act") and the Securities and Exchange Board of India (Listing Obligations and Disclosure Requirements) Regulations, 2015 ("SEBI Regulations"), this report covers the financial results and other developments during the financial year ended 31st March 2022, in respect of M/s. SKM Egg Products Exports India Limited.

### 1. FINANCIAL HIGHLIGHTS & STATE OF AFFAIRS:

#### STANDALONE

(Rs. in Lacs)

Particular	Year Ended 31.03.2022	Year Ended 31.03.2021
Total Income	29,957.41	25,847.76
Earnings before Interest, Taxes, Depreciation and Amortization	3,883.46	4,447.32
Less: Financial Cost	382.31	375.33
Depreciation & Amortization	2,421.52	2,067.73
Profit Before tax	1,079.62	2,004.26
<b>Less: Tax Expenses</b>		
Current	292.93	548.85
Deferred Tax	0.18	(114.15)
Profit/(Loss) for the period	786.51	1,569.55
Other Comprehensive Income (net of Tax)	(0.72)	1.71
Profit after Tax and available for appropriation	785.79	1571.26
<b>APPROPRIATIONS</b>		
Dividend Paid	263.30	131.65
Surplus carried to Balance Sheet	522.49	1439.61



**CONSOLIDATED**

₹ Lakhs

Particular	Year Ended 31.03.2022	Year Ended 31.03.2021
Total Income	31,030.58	28,205.95
Earnings before Interest, Taxes, Depreciation and Amortization	3,868.98	4,487.76
Less: Financial Cost	383.93	385.94
Depreciation & Amortization	2,421.52	2,068.47
Add: Share of Profit/(Loss) of Associates	(31.02)	36.84
Profit Before tax	1,032.51	2,070.19
<b>Less: Tax Expenses</b>		
Current	292.93	548.85
Deferred Tax	0.18	(114.15)
Profit /(Loss) for the period	739.40	1,635.48
Less: Net Profit attributable to Non controlling Interest	(2.41)	4.36
Other Comprehensive Income (net of Tax)	59.64	1.80
Profit after Tax and available for appropriation	801.45	1632.92
<b>APPROPRIATIONS</b>		
Dividend Paid	263.30	131.65
Surplus carried to Balance Sheet	538.15	1,501.27



**2 OPERATIONS:**

The Company's total revenue is Rs.299.57Crores during the current year as against Rs.258.48 Crores during the previous year. The Export during the year has been Rs.156.45Crores as compared to Rs.159.27 Crores during the previous year 2020-21. The cost of raw materials and depreciation of the rupee post 31.03.2022 will have a bearing on the financial of the company for the financial year 2022-2023

**3. DIVIDEND:**

The Board of Directors at their meeting held on 10th August 2022 has recommended payment of Rs 0.50/- (Fifty paise only) per equity share being 5% on the face value of Rs 10/- each as final dividend for the financial year ended 31st March 2022. The payment of dividend is subject to approval of the shareholders at the 27th Annual General Meeting ("AGM") of the Company. The dividend if approved by the members would involve a cash outflow of Rs 131.65 lakhs.

In view of the changes made under the Income Tax Act, 1961, by the Finance Act, 2020, dividend paid or distributed by the Company shall be taxable in the hands of the shareholders. Your Company shall, accordingly, make the payment of the dividend after deduction of tax at source.

**4. TRANSFER TO RESERVE:**

The Company has not transferred any amount to the Reserves for the financial year ended 31st March, 2022.

**5. SHARE CAPITAL:**

During the year under review, the Company has not altered/modified its authorised share capital and has not issued any shares including equity shares with differential rights as to dividend, voting or otherwise. The Company has not issued any sweat equity shares to its directors or employees.

The Paid-up Share Capital of the Company as on 31st March, 2022 is Rs. 26,33,00,000/- divided into 2,63,30,000 Equity Shares of Rs. 10/- each fully paid up.

**6. NUMBER OF MEETINGS OF THE BOARD OF DIRECTORS:**

Six meetings of the Board were held during the year. For details of meetings of the Board, please refer to the Corporate Governance Report, which is a part of this report.

**7. BOARD COMMITTEES:**

The details of each of the Committees comprising their composition, charter and details of meetings held during the year are provided in the Corporate Governance Report, **Appendix 1** to this Report.

**8. CORPORATE GOVERNANCE:**

Pursuant to Regulation 34(3) of the Listing Regulations a report on Corporate Governance along with a Certificate from the statutory auditor towards compliance of the provisions of Corporate Governance, forms an integral part of this Annual Report and are given in **Appendix 1**.





**9. MATERIAL CHANGES AND COMMITMENTS BETWEEN THE END OF FINANCIAL YEAR UNDER REVIEW AND THE DATE OF THE REPORT:**

There are no material changes and commitments affecting the financial position of the Company which have occurred between the end of the financial year ended 31st March, 2022 to which the Financial Statements relates and the date of signing of this report.

**10. REPORT ON THE PERFORMANCE AND FINANCIAL POSITION OF SUBSIDIARY INCLUDED IN THE CONSOLIDATED FINANCIAL STATEMENTS:**

Details of Foreign wholly owned subsidiary SKM EUROPE BV.

During the year under review, our Wholly Owned Subsidiary has posted a turnover of Rs.1,254.43 lakhs. The loss for the year amounted to Rs.16.09 Lakhs.

Pursuant to Section 129 (3) of the Companies Act, 2013 read with Rule 5 of the Companies (Accounts) Rules, 2014, a statement containing salient features of the financial statements of the Company's Subsidiaries and Associate Company in Form No. AOC-1 is attached to this report as **Appendix-2**.

**11. DEMATERIALISATION OF SHARES:**

The Company's shares are compulsorily traded in dematerialised form on NSE and BSE. Equity shares of the Company representing 90.51 % of the Company's equity share capital are dematerialised as on March 31, 2022. Under the Depository System, the International Securities Identification Number (ISIN) allotted to the Company's shares is INE411D01015. The Company's Registrar is M/s S.K.D.C. Consultants Ltd., having their registered Office at "Surya", 35, Mayflower Avenue, Behind Senthil Nagar, Sowripalayam Road, Coimbatore-641028, Tamil Nadu .

**12. MANAGEMENT DISCUSSION & ANALYSIS REPORT:**

Pursuant to Regulation 34(2) of Securities and Exchange Board of India (Listing Obligations and Disclosure Requirements), Regulations, 2015, a Management Discussion and Analysis Report is given in **Appendix -3**.

**13. TRANSFER OF UNCLAIMED DIVIDEND TO THE INVESTOR EDUCATION AND PROTECTION FUND (IEPF):**

In accordance with the provisions of Sections 124 and 125 of the Act and Investor Education and Protection Fund (Accounting, Audit, Transfer and Refund) Rules, 2016 ("IEPF Rules"), dividends of a company which remain unpaid or unclaimed for a period of seven years from the date of transfer to the Unpaid Dividend Account shall be transferred by the company to the Investor Education and Protection Fund ("IEPF"). In terms of the foregoing provisions of the Act, there is no dividend which remains outstanding or remain to be paid and require to be transferred to the IEPF by the Company during the year ended 31st March, 2022 and the Company was not required to transfer shares to IEPFA

However, the unclaimed dividend in respect of the Financial Year 2014-2015 is due for transfer to IEPF on October, 2022, in terms of section 124(6) of the Act. Claims against Unpaid/Unclaimed dividend pertaining to Financial Year 2014-15 may be lodged at the Registered Office or at the Office of Registrar and Transfer Agent of the Company on or before September 25, 2022.



**14. CORPORATE SOCIAL RESPONSIBILITY ('CSR'):**

In accordance with the requirements of Section 135 of the Act, the Company has constituted a Corporate Social Responsibility (CSR) Committee and also formulated a Corporate Social Responsibility Policy (CSR Policy) which is available on the website of the Company at [www.skmeegg.com](http://www.skmeegg.com). An Annual Report on CSR activities of the Company during the financial year 2021-22 as required to be given under Section 135 of the Act read with Rule 8 of the Companies (Corporate Social Responsibility Policy) Rules, 2014 has been provided as an **Appendix - 4** to this Report

**15. WHISTLE BLOWER POLICY:**

The Whistle Blower Policy of the Company meets the requirement of the Vigil Mechanism framework prescribed under the Companies Act, 2013 ('Act'). The mechanism provides adequate safeguards against victimization of directors or employees who avail of the mechanism Whistle-Blower Policy and Guidelines on Vigil Mechanism are available on the Company's website [www.skmeegg.com](http://www.skmeegg.com).

The Whistle Blower Policy encourages and facilitates the employees to report concerns about unethical behaviour, actual/ suspected frauds and any wrongdoings or unethical or improper practice.

**16. RELATED PARTY TRANSACTIONS:**

All related party transactions that were entered during the financial year 2021-22 were in the ordinary course of the business and were on arm's length basis. All such related party transactions are placed before the Audit Committee for approval, wherever applicable. Prior omnibus approval for normal transactions is also obtained from the Audit Committee for the related party transactions which are of repetitive nature as well as for the transactions which cannot be foreseen and the same are subsequently shared with Audit Committee on quarterly basis. The policy on materiality of and dealing with related party transactions as approved by the Audit Committee and the Board of Directors is uploaded on the website of the Company and the link for the same is [www.skmeegg.com](http://www.skmeegg.com). There are no transactions which are not on arm's length basis and material in nature, Particulars of contracts or arrangements with related parties referred to in Section 188(1) of the Act and in compliance with the Listing Regulations, is enclosed to this report as **Appendix - 5**.

**17. BUSINESS RISK MANAGEMENT:**

Although the company has long been following the principle of risk minimization as is the norm in every industry, it has now become a compulsion. Therefore, in accordance with SEBI (LODR) Regulations 2015 of the listing Regulations the Board members were informed about risk assessment and minimization procedures after which the Board formally adopted steps for framing, implementing and monitoring the risk management plan for the company. The main objective of this policy is to ensure sustainable business growth with stability and to promote a pro-active approach in reporting, evaluating and resolving risks associated with the business. In order to achieve the key objective, the policy establishes a structured and disciplined approach to Risk Management, in order to guide decisions on risk related issues. In today's challenging and competitive environment, strategies for mitigating inherent risks in accomplishing the growth plans of the Company are imperative. The common risks inter alia are: Regulations, competition, Business risk, Technology obsolescence, Investments, retention of talent and expansion of facilities. Business risk, inter-alia, further includes Financial risk, political risk, Fidelity risk, legal risk. As a matter of policy, these risks are assessed and steps as appropriate are taken to mitigate the same. The Risk Management policy has been placed on the website of the Company and the web link thereto is [www.skmeegg.com](http://www.skmeegg.com).



**18. INTERNAL FINANCIAL SYSTEM AND THEIR ADEQUACY:**

The Company has Internal Control Systems commensurate with the nature of its business, size and complexities. Audit Committee reviews the adequacy and effectiveness of internal control system and monitors the implementation of audit recommendations. During the year under review, the Internal Audit division of the Company conducted detailed review of control processes in key control areas. No significant deficiency was reported during the test of IFC.

Further, the Statutory Auditors of the Company also reviewed Internal Financial Controls over Financial Reporting of the Company as on March 31, 2022 and issued their report which forms part of the Independent Auditor's report

**19. CONSERVATION OF ENERGY, TECHNOLOGY ABSORPTION, FOREIGN EXCHANGE EARNINGS AND OUTGO:**

Information as per Section 134 of the Companies Act, 2013 read with Rule 8 of the Companies (Accounts) Rules, 2014 relating to conservation of energy, technology absorption, foreign exchange earnings and outgo is given in **Appendix - 6**

**20. EXTRACT OF ANNUAL RETURN:**

Pursuant to Section 92(3) and 134(3)(a) of the Act the Annual Return of the Company prepared in accordance with Section 92(1) of the Act read with Rule 11 of the Companies (Management and Administration) Rules, 2014 (as amended), is placed on the website of the Company and is accessible at the web-link [www.skmeegg.com](http://www.skmeegg.com)

**21. BOARD EVALUATION:**

The Board of Directors has carried out an annual evaluation of its own performance, board committees, and individual directors pursuant to the provisions of the Act and SEBI Listing Regulations. The performance of the board was evaluated by the Board after seeking inputs from all the directors on the basis of criteria such as the board composition and structure, effectiveness of board processes, information and functioning, etc. The performance of the committees was evaluated by the Board after seeking inputs from the committee members on the basis of criteria such as the composition of committees, effectiveness of committee meetings, etc. The above criteria are broadly based on the Guidance Note on Board Evaluation issued by the Securities and Exchange Board of India on January 5, 2017. In a separate meeting of independent directors, performance of non-independent directors, the Board as a whole and Chairman of the Company was evaluated, taking into account the views of executive directors and non-executive directors.

The Board and the Nomination and Remuneration Committee reviewed the performance of individual directors on the basis of criteria such as the contribution of the individual director to the board and committee meetings like preparedness on the issues to be discussed, meaningful and constructive contribution and inputs in meetings, etc.

The Performance Evaluation of the Independent Directors was carried out by the entire Board. The policy is available on the website of the company at [www.skmeegg.com](http://www.skmeegg.com).

**22. Policy for Remuneration to Directors:****1) Non-Executive Directors including Independent Directors:**

The Nomination and Remuneration Committee (NRC) shall decide the basis for determining the compensation, both Fixed and Variable, payable to the Non-Executive Directors, including Independent Directors, whether as commission



or otherwise. The NRC shall take into consideration various factors such as Director's participation in Board and Committee meetings during the year, other responsibilities undertaken, such as membership or chairmanship of committees, time spent in carrying out their duties, role and functions as envisaged in Schedule IV of the Companies Act, 2013 ("the Act") and the Securities and Exchange Board of India (Listing Obligations and Disclosure Requirements) Regulations, 2015 ("Listing Regulations") and such other factors as the NRC may deem fit for determining the compensation.

## **II) Whole Time Director(s) / Executive Director(s) Key Managerial Personnel and other employees**

The compensation paid to the executive directors (including the Managing Director) will be within the scale approved by the shareholders. The elements of the total compensation, approved by the Compensation Committee will be within the overall limits specified under the Act

The Company's total compensation for Key Managerial Personnel as defined under the Act / other employees will consist of:

- » fixed compensation
- » variable compensation in the form of annual incentive
- » benefits
- » work related facilities and, perquisites

## **III) Performance Evaluation by the Board of its own performance and its Committees**

The performance of the Board is evaluated by the Board in the overall context of understanding by the Board of the Company's principle and values, philosophy and mission statement, strategic and business plans and demonstrating this through its action on important matters, the effectiveness of the Board and the respective Committees in providing guidance to the Management of the Company and keeping them informed, open communication, the constructive participation of members and prompt decision making, level of attendance in the Board meetings, constructive participation in the discussion on the Agenda items, monitoring cash flow profitability, income & expenses, productivity & other financial indicators, so as to ensure that the Company achieves its planned results, effective discharge of the functions and roles of the Board, etc

### **23. INDEPENDENT DIRECTOR MEETING:**

As per Schedule IV of the Companies Act, 2013, Secretarial Standards-1 on Board Meetings ('SS-1') and SEBI (Listing Obligations and Disclosure Requirements) Regulations, 2015, during FY22, a meeting of the Independent Directors was held on 9th February 2022, to discuss inter-alia the performance evaluation of the Board, its Committees, Chairman and the individual Directors, assessment of information flow from Management to the Board and evaluation and self-assessment of the training requirements of Independent Directors.

### **24. DECLARATION BY INDEPENDENT DIRECTOR:**

The Company has received declarations from each Independent Director of the Company under Section 149(7) of the Act and Regulation 25(8) of the Listing Regulations confirming compliance with the criteria of independence as stipulated under Section 149(6) of the Act and Regulation 16(1)(b) of the Listing Regulations and there has been no



change in the circumstances which may affect their status as Independent Directors during the year 2021-22. All Independent Directors of the Company have affirmed compliance with the Schedule IV of the Act and Company's Code of Conduct for Directors and Employees for the Financial Year 2021-22.

All the Independent Directors of the Company have registered themselves with the Indian Institute of Corporate Affairs ('IICA') towards the inclusion of their names in the data bank maintained with it and they meet the requirements of proficiency self-assessment test.

**25. DEPOSITS FROM PUBLIC:**

The Company has not accepted any deposits from public and as such, no amount on account of principal or interest on deposits from public was outstanding as on the date of the balance sheet.

**26. POLICY ON PREVENTION OF SEXUAL HARASSMENT:**

The Company has put in place anti sexual harassment policy in line with the requirements of the Sexual Harassment of Women at Workplace (Prevention, Prohibition and Re-dressal) Act, 2013. The policy is gender neutral. Internal Complaints Committee has been set up to redress the complaints received, if any, regarding sexual harassment. During the year, no complaint was received.

**27. DIRECTORS & KEY MANAGERIAL PERSONNEL:**

During Financial year 2021-22, the Board of Directors at its meeting held on 28th July 2021 appointed Nominee Director Mrs AR Rajalakshmi due to sad demise of Mr B Ramakrishnan.

Further, the tenure of Shri SKM Shree Shivkumar (DIN: 00002384) as a Managing Director of the Company completed on 24th June 2022. The Board of Directors at their meeting held on 30th May 2022 considering various factors including but not limited to the number of years association with the organization, expertise possessed, outcome of the performance evaluation, have recommended the reappointment of Shri SKM Shree Shivkumar as Managing Director for further term of 3 years in the forthcoming Annual General Meeting.

Pursuant to Section 203 of the Companies Act, 2013, the following persons have been designated as the Key Managerial Personnel of the Company

- i) Shri. SKM.Maeilanandhan, Executive Chairman,
- ii) Shri. SKM Shree Shivkumar, Managing Director,
- iii) Shri. K.S. Venkatachalapathy, Chief Financial officer and
- iv) Shri. P.Sekar, Company Secretary.

**28. DIRECTORS' RESPONSIBILITY STATEMENT:**

The Directors' Responsibility Statement referred to in Section 134 (3) (c) of the Companies Act, 2013, shall state that:

- (a) in the preparation of the annual accounts, the applicable accounting standards had been followed along with proper explanation relating to material departures;



- (b) the directors had selected such accounting policies and applied them consistently and made judgments and estimates that are reasonable and prudent so as to give a true and fair view of the state of affairs of the Company at the end of the financial year and profit of the Company for that period;
- (c) the directors had taken proper and sufficient care for the maintenance of adequate accounting records in accordance with the provisions of Companies Act, 2013 for safeguarding the assets of the Company and for preventing and detecting fraud and other irregularities;
- (d) the directors had prepared the annual accounts on a going concern basis;
- (e) the directors had devised proper systems to ensure compliance with the provisions of all applicable laws and that such systems were adequate and operating effectively

**29. SIGNIFICANT AND MATERIAL ORDERS PASSEDBY THE REGULATORS OR COURTS:**

There were no significant / material orders passed by the regulators or courts or tribunals during the financial year 2021-2022, impacting the going concern status and Company's operations in future. However there was an income tax search pursuant to section 132 of the Income Tax Act during the year

**30. CHANGE IN THE NATURE OF THE BUSINESS, IF ANY:**

There was no change in the nature of business of the Company during the financial year ended 31st March2022.

**31. THE DETAILS OF APPLICATION MADE OR ANY PROCEEDING PENDING UNDER THE INSOLVENCY AND BANKRUPTCY CODE, 2016 (31 OF 2016) DURING THE FINANCIAL YEAR:**

There is no application made or any proceeding pending under the Insolvency and Bankruptcy Code, 2016 (31 of 2016) during the financial year 2021-2022.

**32. THE DETAILS OF DIFFERENCE BETWEEN AMOUNT OF THE VALUATION DONE AT THE TIME OF ONE TIME SETTLEMENT AND THE VALUATION DONE WHILE TAKING LOAN FROM THE BANKS OR FINANCIAL INSTITUTIONS ALONG WITH THE REASONS THEREOF DURING THE FINANCIAL YEAR:**

Not applicable during the financial year.

**33. AUDITORS:**

**A) STATUTORY AUDITOR**

As per the provisions of Section 139 of the Companies Act 2013, the transitional period of office of Mr Prasanna Venkatesan N as the Statutory Auditor of the Company will conclude from the close of this Annual General Meeting of the Company. The Board of Directors place on record his appreciation and gratitude for the services rendered by him, Erode, during his tenure as the Statutory Auditor of the Company.

The Audit Committee and the Board of Directors of the Company have recommended the appointment of M/s. N.C. Rajagopal & Co., Chartered Accountants, Erode (FRN:003398S) as the Statutory Auditors of the Company, subject to



the approval of the shareholders. M/s. N.C. Rajagopal & Co Chartered Accountants, Erode, has consented to the said appointment and confirmed that their appointment, if made would be within the limit mentioned under the provision of the Companies Act, 2013 and the Companies (Audit and Auditor) Rules, 2014 .They will hold office as Statutory Auditors for the period of five year from the conclusion of the 27th Annual General Meeting till the conclusion of 32ndAnnual General Meeting.

#### **B) SECRETARIAL AUDITORS**

Pursuant to the provisions of Section 204 of The Companies Act, 2013 and the Companies (Appointment and Remuneration of Managerial Personnel) Rules, 2014, the company has appointed Mr. V. Ramkumar, Company Secretary in Practice, Coimbatore. (CP No.:3832, Membership No: F 8304), to undertake the secretarial audit of the company for the FY2021-22. The report of the secretarial audit of the company is annexed herewith as **Appendix-7**.

The Annual Secretarial Compliance Report, (hereinafter referred to as 'compliance report'), for FY 2021-22 issued from Mr. V. Ramkumar, Company Secretary in Practice, Coimbatore. (CP No.:3832, Membership No: F 8304), the Secretarial Auditors of the Company, have confirmed compliance with securities laws applicable to the Company and the same has been taken on record by the Board of Directors at its meeting held on 30th May, 2022. The compliance report does not contain any qualification, reservation, adverse remark and the Board has approved filing of the same with the stock exchanges.

#### **C) INTERNAL AUDITOR**

The Company has appointed Mr.R.Muralidharan, B.Com, FCA., Chartered Accountant as the Internal Auditor of the Company and his report is reviewed by the audit committee and board from time to time

#### **D) COST AUDITOR**

The Requirement of cost audit as prescribed under the provisions of Section 148(1) of the Companies Act, 2013 are not applicable for the business activities carried out by the Company

### **34. REPORTING OF FRAUD BY STATUTORY AUDITORS**

During the year under review, the Statutory Auditors, Internal Auditors have not reported any instance of fraud committed in the Company by its Officers or Employees to the Audit Committee under Section 143(12) of the Act and the rules made thereunder

### **35. COMMENTS ON AUDITORS' REPORT:**

There was no qualification, reservations or adverse remarks made by the Statutory Auditor and the Secretarial auditor in their respective reports. In respect of the observations made by the secretarial auditor, the same is self-explanatory.

### **36. PARTICULARS OF LOANS/GUARANTEE/INVESTMENTS:**

The Company has no Inter-Corporate Loans/Guarantees. Investments of the company in the shares of other companies are provided under notes to Balance Sheet appearing elsewhere in this Annual Report. The amount of investment made by the Company does not exceed the limits as specified in Section 186 of the Companies Act; 2013.



**37. PARTICULARS OF EMPLOYEES AND RELATED DISCLOSURES:**

As prescribed under Section 197(12) of the Companies Act, 2013 ("Act") and Rule 5(1) of the Companies (Appointment and Remuneration of Managerial Personnel) Rules, 2014, the details are given in **Appendix-8**.

**38. INSIDER TRADING CODE:**

The Board has formulated code of conduct for regulating, monitoring and reporting of trading of shares by Insiders. This code lays down guidelines, procedures to be followed and disclosures to be made by the insiders while dealing with shares of the Company and cautioning them on consequences of non-compliance..Mr. P. Sekar, Company Secretary has been designated as Compliance Officer for this purpose. Senior Management of the Company has affirmed compliance with the Code of Conduct applicable as on 31.03.2022. The Company has duly complied with all the mandatory listing agreement. The copy of the same is available on the website of the Company [www.skmegg.com](http://www.skmegg.com).

**39. SECRETARIAL STANDARD:**

The Company is in compliance with the Secretarial Standards on Meetings of Board of Directors (SS-1) and General Meetings (SS-2).

**40. CEO/CFO CERTIFICATION:**

As required under Regulation 17(8) of the Listing Regulations, the Managing Director and CFO of the Company have certified the accuracy of the Financial Statements and adequacy of Internal Control Systems for financial reporting for the year ended 31st March, 2022. The certificate is given in **Appendix-9**.

**41. INDUSTRIAL RELATIONS:**

The industrial relations with employees continued to be generally peaceful and cordial during the year.

**42. STATEMENT REGARDING OPINION OF THE BOARD WITH REGARD TO INTEGRITY, EXPERTISE AND EXPERIENCE (INCLUDING THE PROFICIENCY) OF THE INDEPENDENT DIRECTORS APPOINTED DURING THE YEAR:**

In the opinion of Board of Directors of the Company, Independent Directors on the Board of Company hold highest standards of integrity and are highly qualified, recognized and respected individuals in their respective fields. It's an optimum mix of expertise (including financial expertise), leadership and professionalism.

**43. FAMILIARISATION PROGRAMME FOR INDEPENDENT DIRECTORS:**

The Company has adopted a familiarisation programme for Independent Directors with an objective of making the Independent Directors of the Company accustomed with the business and operations of the Company through various structured orientation programme. The familiarization programme also intends to update the Directors on a regular basis on any significant changes therein so as to be in a position to take well informed and timely decision. The details of the familiarization programme undertaken have been uploaded on the Company's website





**44. CREDIT RATING:**

During the year under review, Care Ratings, a credit rating agency registered with the Securities and Exchange Board of India has upgraded the credit rating assigned to the long term loan facilities

**45. GREEN INITIATIVE:**

Electronic copy of the Integrated Annual Report for FY22 and the Notice of the ensuing AGM is being sent to all shareholders whose email addresses are available in demat account and registered with Company's Registrar and Share Transfer Agent.

Shareholders holding shares in demat form are requested to update their email addresses with their Depository Participant(s) and for shareholders holding shares in physical form, should get their email registered/ updated with M/s S.K.D.C. Consultants Ltd.

**46. CAUTIONERY STATEMENT:**

The Annual Report including those which relate to the Directors' Report, Management Discussion and Analysis Report may contain certain statements on the Company's intent expectations or forecasts that appear to be forward-looking within the meaning of applicable securities laws and regulations while actual outcomes may differ materially from what is expressed herein. The Company bears no obligations to update any such forward looking statement. Some of the factors that could affect the Company's performance could be the demand and supply for Company's product and services, changes in Government regulations, tax laws and other factors.

**47. ACKNOWLEDGEMENT:**

The Directors take this opportunity to thank the shareholders, bankers and the financial institutions for their cooperation and support to the operations and look forward for their continued support in future. The Directors also thank all the customers, vendor partners, and other business associates for their continued support during the year. The Directors place on record their appreciation for the hard work put in by all employees of the Company.

For and on behalf of the Board of Directors

**SKM Maeilanandhan**

Executive Chairman

DIN: 00002380

Place: Erode

Date: 10.08.2022



## **CORPORATE GOVERNANCE REPORT**

### **[Pursuant to Part C of Schedule V to the SEBI (Listing Obligations and Disclosure Requirements) Regulations, 2015].**

#### **1. Company's philosophy on Code of Governance**

Our Corporate Governance policies and procedures set the standard for how we engage with our stakeholders. We prioritise the long-term over the short-term to drive sustainable growth and create lasting value. With empowerment and accountability as its two pillars, our Corporate Governance code guides all our actions. We aim for total transparency and meet our societal commitments by being a responsible corporate citizen.

It has been a core belief and practice with the Company to consider itself as the custodian and trustee of all the constituencies of its businesses - customers, business associates, shareholders and society.

A report on compliance with the Code of Corporate Governance as prescribed in Securities and Exchange Board of India (Listing Obligations and Disclosure Requirements) Regulations, 2015 ("the Listing Regulations") is given below:

#### **2. BOARD OF DIRECTORS**

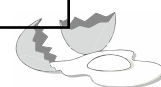
##### **A) Composition of the Board**

The Board provides leadership, strategic guidance and objective judgment in the conduct of affairs of the Company. The Board upholds the vision, purpose and values of the Company. The Board consists of experienced specialists and Professionals who are experts in their respective business/profession and have decades of experience to their credit. As a Board, the Directors are committed to ethical and lawful conduct of business and possess the ability to steer the affairs of the Company in the right direction. The Board places emphasis on highest standards of governance practice which allow the Company to carry on its business in the long-term interest of all stakeholders.

The Company ensures that timely and relevant information is made available to all Directors in advance, to facilitate their effective participation and contribution during meetings and deliberations.

Board of Directors is constituted in such a way that it strictly conforms with the provisions of the Companies Act, 2013 and the SEBI (Listing Obligations and Disclosure Requirements) Regulations, 2015. The composition of the Board ensures a judicious mix of Executive and Non-Executive Directors as well as the combination of Independent and Non-Independent Directors. As at the end of corporate financial year 2021- 2022, the total Board strength comprises of the following:

<b>Category of Director</b>	<b>No of Director</b>
Executive Director	2
Non-Independent Directors & Non-Executive Directors (including woman Director)	1
Independent Directors	5
Nominee Director-TIDCO	1
<b>Total Strength</b>	<b>9</b>



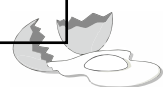
The primary role of the Board is that of trusteeship, to protect and enhance shareholders' value through strategic supervision of Company's operations. The Board also provides direction and exercises appropriate control to ensure that the Company fulfils the stakeholders' aspirations and societal expectations.

### B) Meetings and attendance

The Board met Six times in FY22. The following are the dates in which the Board Meetings were held **i) 26.05.2021, ii) 28.06.2021, iii) 28.07.2021, iv) 16.08.2021, v) 10.11.2021, vi) 09.02.2022**

Details on the composition of the Board of Directors, their attendance at the Board Meetings and last Annual General Meeting held during FY22, number of other Directorships, Memberships/ Chairperson ships held by them as on March 31, 2022, are as follows:

Name of the Director	Category	Attendance		No of other Directorships held in Public Companies	No. of Membership (M)/ Chairmanship (C) in other Board Committee(s)		No. of shares held in the company as on 31.03.2022
		BM	AGM		Member	Chairman	
Shri SKM Maeilanandhan	Promoter, Executive Director	6	Yes	NIL	NIL	NIL	NIL
Shri SKM Shree Shivkumar	Promoter, Executive Director	6	Yes	NIL	NIL	NIL	1,25,92,171
Smt S Kumutaavalli	Promoter, Non-Executive Director	6	Yes	1	NIL	NIL	10,005
Dr LM Ramakrishnan	Non-Executive Independent Director	6	Yes	1	3	NIL	5,000
Shri C Devarajan	Non-Executive Independent Director	5	No	3	1	1	5,000
Smt AR Rajalakshmi (TIDCO Noimnee in the place of Mr B Ramakrishnan)	Non-Executive (Nominee Director-TIDCO)	3	Yes	2	1	NIL	19,95,800
Shri D Venkateswaran	Non-Executive Independent Director	6	No	2	1	NIL	NIL
Shri TN Thirukumar	Non-Executive Independent Director	5	No	1	1	NIL	NIL
Shri G N Jayaram	Non-Executive Independent Director	6	Yes	NIL	2	1	NIL



**Notes**

1. Includes Directorships of all public limited companies whether listed or not and excludes private limited companies, foreign companies and Section 8 companies excluding SKM Egg Products Exports Limited are shown.
2. In accordance with the provisions of the SEBI LODR Regulations, 2015, memberships/ chairperson ships of only Audit Committee and Stakeholders' Relationship Committee in all public limited companies including SKM Egg Products Exports Limited are shown
3. Shri SKM Shree Shivkumar was appointed as Managing Director at 24th Annual General Meeting of the Company held on 25th September 2019, for a period of three years from June 25, 2019 to June 24, 2022. Further, the Board of Directors at its meeting held on 30th May 2022, based on the recommendation of Nomination & Remuneration Committee, decided to re-appoint Mr. SKM Shree Shivkumar, as Managing Director of the Company for a further period of three years.
4. Smt AR Rajalakshmi was appointed as Nominee Director of TIDCO due to sad demise of Mr B Ramakrishnan.
5. None of the Directors of the Company hold Directorship in more than ten public companies and none of Independent Directors are serving as Independent Directors in more than seven listed companies.
6. Necessary disclosures regarding Committee positions in other Indian public companies as at March 31, 2022 have been made by the Directors.
7. Shri. SKM Shree Shivkumar, Managing Director, Shri SKM Maeilanandhan and Smt.S. Kumutaavalli, Director are related to each other. There is no inter-se relation among other Directors of the Company

**INDEPENDENT DIRECTORS**

The company issued formal letters of appointment to independent directors in the manner as provided in the Companies Act, 2013. The terms and conditions of appointment are disclosed on the website of the company. All the Independent Directors have declared that they meet the criteria of Independence as required under the provisions of Section 149 of the Companies Act, 2013 (the Act) read with the provisions of Regulation 16 of the Listing Regulations. As per the Companies (Appointment and Qualifications of Directors) Rules, 2014, as amended from time to time, all the Independent Directors of the Company have registered with the Indian Institute of Corporate Affairs (IICA) for inclusion of their names in the comprehensive repository maintained by the Ministry of Corporate Affairs and are exempted from online proficiency self-assessment test except One Independent Director Mr GN Jayaram who has cleared the online proficiency self-assessment.

**FAMILIARIZATION PROGRAM FOR INDEPENDENT DIRECTORS**

The Company has adopted a familiarisation programme for Independent Directors with an objective of making the Independent Directors of the Company accustomed with the business and operations of the Company through various structured orientation programme. The familiarization programme also intends to update the Directors on a regular basis on any significant changes therein so as to be in a position to take well informed and timely decision. The details of the familiarization programme have been uploaded on the Company's website and the same is accessible at the web-link [www.skmegg.com](http://www.skmegg.com)



**SKILLS/EXPERTISE/COMPETENCIES OF THE BOARD OF DIRECTORS**

The Board is satisfied that the current composition reflects an appropriate mix of knowledge, skills, experience, diversity and independence. The Board provides leadership, strategic guidance, objective and an independent view to the Company's management while discharging its fiduciary responsibilities, thereby ensuring that the management adheres to high standards of ethics, transparency and disclosure.

The list of core skills / expertise / competency identified by the Board of Directors as required in the context of its business(es) and sector(s) for functioning effectively and those already available with the Board are as follows:

Skill	Description
Leadership / Strategy	Experience of playing leadership roles in large businesses, with competencies around strategy development & implementation, sales & marketing, business administration/ operations and Organisations and people Management.
Financial	Practical knowledge and experience in corporate Finance, accounting and reporting and internal financial control, including strong ability to assess financial impact of decision making and ensure profitable and sustainable growth.
Governance	Board level experience in reputed organizations, with a strong understanding of and experience in directing the management in the best interests of the Company and its stakeholders and in upholding high standards of governance.
Regulatory	Strong expertise and experience in regulatory compliance in India (Including industry specific laws)



The skills/ expertise/competence matrix of the Board of Directors with names are as follows:

<b>Name of the Director</b>	<b>Leadership / Strategy</b>	<b>Financial</b>	<b>Governance</b>	<b>Regulatory</b>
Shri SKM Maeilanandhan	✓	✓	✓	✓
Shri SKM Shree Shivkumar	✓	✓	✓	✓
Smt S Kumutaavalli	✓	✓	✓	✓
Shri C Devarajan	✓	✓	✓	✓
Smt AR Rajalakshmi Nominee Director (TIDCO)	✓	✓	✓	✓
Shri D Venkateswaran	✓	✓	✓	✓
Dr LM Ramakrishnan	✓	✓	✓	✓
Shri GN Jayaram	✓	✓	✓	✓
Shri TN Thirukumar	✓	✓	✓	✓

**CONFIRMATION ON THE FULFILLMENT OF THE CONDITIONS OF INDEPENDENCE:**

Based on the declarations received from the Independent Directors, the Board of Directors are of the opinion that the Independent Directors fulfil the conditions specified in the SEBI (Listing Obligations and Disclosure Requirements) Regulations, 2015 and the Companies Act, 2013 and are independent of the management.

**SEPARATE MEETING OF THE INDEPENDENT DIRECTORS:**

Independent Directors play a pivotal role in maintaining a transparent working environment in the company. They provide valuable outside perspective to the deliberations of the Board and contribute significantly to the decision making process. They help the company in improving corporate credibility and governance standards. They bring an element of objectivity to the board processes and deliberations.

As per clause 7 of the schedule IV of the Companies Act (Code for Independent Directors) read with Regulation 25(3) of SEBI LODR Regulations, 2015, a separate meeting of Independent Directors of the Company without the attendance of Non-Independent Directors for the financial year 2021-22, was held on 09th February, 2022.

The composition of and attendance at Committee of Independent Directors meeting are given below



S No	Name of the Member	No. of Meetings held	No. of Meetings attended
1	Dr.L.M.Ramakrishnan	1	1
2	Shri.C. Devarajan	1	1
3	Shri.D.Venkateswaran	1	1
4	Shri TN Thirukumar	1	1
5	Shri GN Jayaram	1	1

#### **RESIGNATION OF INDEPENDENT DIRECTORS BEFORE EXPIRY OF TENURE:**

None of the independent directors has resigned before the expiry of the tenure during the year under review.

#### **COMMITTEES OF THE BOARD**

The Board at present has four Committees:

1) Audit Committee, 2) Nomination and Remuneration Committee, 3) Stakeholders Relationship Committee 4) Corporate Social Responsibility Committee.

#### **AUDIT COMMITTEE**

The Audit Committee was constituted along with the terms of reference in line with the provisions of Section 177 of the Companies Act, 2013 and SEBI (Listing Obligations and Disclosure Requirements) Regulations, 2015. The terms of reference include amongst other things review of financial statements, annual budgets, internal control systems, accounting policies and practices, internal audit and administration.

Chief Financial Officer, Statutory Auditors, Internal Auditor and the Company Secretary were always present at the Audit Committee meetings. The Audit Committee assures to the Board among other things adequacy of internal control system, compliance with applicable Accounting Standards, adequacy and correctness of financial disclosures, compliance with the requirements as specified in the Companies Act, 2013 and SEBI (Listing Obligations and Disclosure Requirements) Regulations, 2015.

The Committee meets once in every quarter to carry out its business. The Committee acts as a link between the Statutory and Internal Auditors and the Board of Directors of the Company. It is authorized to select and establish accounting policies, review reports of the Statutory and the Internal Auditors and meet with them to discuss their findings, suggestions and other related matters. The Committee is empowered to recommend the appointment and remuneration payable to the Statutory Auditors



The Committee met four times during the financial year under review on 26th May, 2021, 28th July, 2021, 10th November, 2021 and 9th February, 2022.

The composition of the Audit Committee and the attendance details of members are as follows:

<b>Name of the Members</b>	<b>Category</b>	<b>No. of Meetings held during the year</b>	<b>No. of Meetings Attended</b>
Shri.GN Jayaram (Chairman)	Independent - Non-Executive	4	4
Dr. LM Ramakrishnan (Member)	Independent - Non-Executive	4	4
Shri.D.Venkateswaran (Member)	Independent - Non-Executive	4	4
Smt AR Rajalakshmi (Member) (with effect from 29.07.2021)	TIDCO - Nominee Director	2	2

The Chairman of the Audit Committee was present during the Annual General Meeting held on 29th September, 2021.

There has been no instance, where the Board has not accepted any recommendation of Audit Committee.

#### **NOMINATION AND REMUNERATION COMMITTEE**

In compliance with Section 178 of the Companies Act, 2013 and Regulation 19 read with Part D of Schedule II of SEBI (Listing Obligations and Disclosure Requirements) Regulations, 2015, this Committee was formed for identifying persons to be appointed as Directors and in Senior Management positions, to recommend to the Board for appointment and removal of Directors, carryout evaluation of Directors, formulate criteria for determining qualification, positive attributes and independence of Directors, recommend policy relating to remuneration of Directors/Senior Management. The composition of the Nomination and Remuneration Committee and the attendance details of members are as follows:

<b>Name of the Members</b>	<b>Category</b>	<b>No. of Meetings held during the year</b>	<b>No. of Meetings Attended</b>
Dr LM Ramakrishnan (Chairman)	Independent - Non-Executive	1	1
Shri.D Venkateswaran (Member)	Independent - Non-Executive	1	1
Shri GN Jayaram (Member)	Independent - Non-Executive	1	1

This Committee would look into and determine the Company's policy on remuneration packages of the Executive directors and Senior Management. During the year under review, the committee had met one time on 30th March, 2022.

This Committee shall identify the persons, who are qualified to become Directors of the Company / who may be appointed in Senior Management in accordance with the criteria laid down, recommend to the Board their appointment and removal and also shall carry out evaluation of every Director's performance. Committee shall also formulate the criteria for determining





qualifications, positive attributes, Independence of the Directors and recommend to the Board a Policy, relating to the remuneration for the Directors, Key Managerial Personnel and other employees.

The remuneration policy of the Company is annexed to the Board's Report and can also be accessed on the Company's web sites at [www.skmegg.com](http://www.skmegg.com)

**PERFORMANCE EVALUATION OF NON-EXECUTIVE AND INDEPENDENT DIRECTORS**

Pursuant to the provisions of the Companies Act, 2013 and Regulation 17(10) of the SEBI (Listing Obligations and Disclosure Requirements) Regulations, 2015, the Board has carried out the annual performance evaluation of its own performance, the Directors individually as well as the evaluation of the working of its Audit Committee, Nomination and Remuneration Committee, Corporate Social Responsibility Committee and Stakeholders Relationship Committee. A peer review was done by all the Directors evaluating every other Director. They also evaluated various aspects of the Board such as adequacy of the composition of the Board and its Committees, Board Diversity, execution and performance of specific duties, obligations and governance. Feedback on the appraisal has been provided to the board members.

**DIRECTORS REMUNERATION:**

**NON EXECUTIVE DIRECTORS**

The Non-Executive Director(s) of the Company are remunerated only by way of sitting fees. Sitting fees is paid to the non-Executive Directors for attending the meetings of Board of Directors at the rate of Rs. 3,000/-respectively per meeting.

Criteria of making payments to non-executive directors are as per the nomination and remuneration policy of the Company and the same is available at [www.skmegg.com](http://www.skmegg.com)

**EXECUTIVE DIRECTORS:**

The two Executive Directors (Executive Chairman and Managing Director) are paid remuneration as decided by the Board of Directors on the recommendation of the Nomination and Remuneration Committee of the Board, with the approval of the Shareholders and other necessary approvals.

(in Rs)

**Details of remuneration paid to the Directors for the year ended 31st March 2022.**

Name of the Directors	Salary, Allowance and Perquisites	Service Contract
Shri SKM Maeilanandhan, Chairman	30,51,351	5 years
Shri SKM Shree Shivkumar, Managing Director	1,61,00,187	3 years

No service contracts were entered into with the Directors; their appointment is governed by the respective resolutions passed at the General Meeting of the Company in line with the requirements of the Companies Act, 2013 and the SEBI (Listing Obligations and Disclosure Requirements) Regulations, 2015.



**STAKEHOLDERS RELATIONSHIP COMMITTEE:**

In compliance with Section 178(5) of the Companies Act, 2013 and Regulation 20 read with Part D of Schedule II of SEBI (Listing Obligations and Disclosure Requirements) Regulations, 2015, this Committee has been formed to evaluate the efficacy with which services as mandated statutorily are extended to the Shareholders/Investors of the Company. The Committee periodically reviews the services as rendered to the Shareholders particularly with the re-dressal of complaints/grievances of Shareholders like delay in transfer of shares, non-receipt of Annual Report, non-receipt of declared dividends, etc., and on the action taken by the Company on the above matters.

The Committee met four times during the year under review on 26th May, 2021, 28th July, 2021, 10th November, 2021 and 9th February, 2022.

The composition of the Stakeholders Relationship Committee and the details of attendance of members are as follows

<b>Name of the Members</b>	<b>Category</b>	<b>No. of Meetings held during the year</b>	<b>No. of Meetings Attended</b>
Shri C Devarajan (Chairman)	Independent - Non-Executive	4	3
Dr. LM Ramakrishnan (Member)	Independent - Non-Executive	4	4
Shri GN Jayaram (Member)	Independent - Non-Executive	4	4
Shri TN Thirukumar (Member)	Independent - Non-Executive	4	3

The terms of reference of this Committee are as required by SEBI under Regulation 20 read with Part D of Schedule II of the SEBI (Listing Obligations and Disclosure Requirements) Regulation, 2015. The Stakeholders Relationship Committee of the Board is empowered to oversee the re-dressal of investors' complaints pertaining to share transfer, non-receipt of annual reports, dividend payments, issue of duplicate certificates, transfers and transmission of shares and other miscellaneous complaints.

The committee also approved transfer, transmission, transposition, name deletion and issue of duplicate share certificates.

In addition, the Committee looks into other issues including status of dematerialization / re-dematerialization of shares as well as systems and procedures followed to track investor complaints and suggest measures for improvement from time to time.

Pursuant to Regulation 40(9) of SEBI (Listing Obligations and Disclosure Requirements) Regulations, 2015, a certificate on yearly basis confirming due compliance of share transfer formalities by the Company from a Practicing Company Secretary has been submitted to the Stock Exchanges within the stipulated time.

Shri P. Sekar, Company Secretary serves as the Compliance Officer

The total number of complaints received and replied to the satisfaction of shareholders during the year ended on 31st March 2022 was Nil. All complaints were solved to the satisfaction of the shareholders. There were no outstanding complaints as on 31st March 2022.



**UNCLAIMED SUSPENSE ACCOUNT (IF ANY)**

Pursuant to Regulation 39(4) read with Schedule VI of Securities and Exchange Board of India (Listing Obligations and Disclosure Requirements) Regulations, 2015, the company had not transferred its unclaimed shares to SKM Egg Exports (India) Limited unclaimed suspense account as there is no such situation necessitated such transfer.

**CORPORATE SOCIAL RESPONSIBILITY COMMITTEE:**

The Corporate Social Responsibility Committee was constituted in compliance with the provisions of Section 135 of the Companies Act, 2013 and the Companies (Corporate Social Responsibility Policy) Rules, 2014, to formulate policies, indicate the activities/projects and the amount of expenditure to be incurred in relation to the CSR activities of the Company.

The terms of reference of this committee, assigned by their board encompasses the following:

The role of the CSR Committee, inter alia, is to:

- a) Formulate and recommend to the Board, a Corporate Social Responsibility (CSR) Policy which shall indicate the activities to be undertaken by the Company as specified in Schedule VII of the Act
- b) Recommend the amount of expenditure to be incurred on the CSR activities
- c) Monitor the CSR Policy of the Company from time to time.

During the financial year, one meeting of Corporate Social Responsibility Committee of the Board was held on 30<sup>th</sup> March, 2022. Attendance record of the Members of the Corporate Social Responsibility Committee for FY 2021-22 is as under

<b>Name of the Members</b>	<b>Category</b>	<b>No. of Meetings held during the year</b>	<b>No. of Meetings Attended</b>
Dr.L.M.Ramakrishnan( Chairman)	Independent - Non-Executive	1	1
Smt S Kumutaavalli (Member)	Independent - Non-Executive	1	1
Shri C Devarajan (Member)	Independent - Non-Executive	1	1
Shri D Venkateswaran (Member)	Independent - Non-Executive	1	1



**MANAGEMENT DISCUSSION AND ANALYSIS**

Management discussion and analysis forms part of this annual report

**GENERAL BODY MEETINGS**

Information regarding Annual General Meetings held during the last three Financial Years is given below:

Year	Date	Time	Special Resolutions passed
2019	25.09.2019	4.00PM.	<ol style="list-style-type: none"> <li>1. Re-appointment of Managing Director Shri SKM Shree Shivkumar (DIN:00002384)</li> <li>2. Re-appointment of DR LM Ramakrishnan (DIN:00001978) as an Independent Director</li> <li>3. Re-appointment of Mr C Devarajan (DIN: 00109836) as an Independent Director</li> <li>4. Re-appointment of Mr D Venkateswaran (DIN:05170759) as an Independent Director</li> <li>5. Appointment of Mr. T.N. Thirukumar (DIN:00124793) as an Independent Director</li> <li>6. Appointment of Mr G N Jayaram (DIN: 08521023) as an Independent Director</li> <li>7. Approval of material related party transactions:</li> </ol>
2020	23.09.2020	4.00PM.	<ol style="list-style-type: none"> <li>1. Approval of Material Related Party Transactions</li> </ol>
2021	29.09.2021	4.00 P.M.	<ol style="list-style-type: none"> <li>1. Re-appointment of Shri SKM Maeilanandhan (DIN:00002380) as Executive Chairman of the Company</li> <li>2. Approval of Material Related Party Transactions</li> </ol>

Year	Venue
2019	AGM was held at 133,133/1, Gandhiji Road, Erode-638001
2020	AGM was held through Video Conferencing/Other Audio Visual Means (Deemed Venue for the meeting: Registered Office at 133, 133/1, Gandhiji Road, Erode-638001)
2021	AGM was held through Video Conferencing/Other Audio Visual Means (Deemed Venus for the meeting: Registered Office at 133, 133/1, Gandhiji Road, Erode-638001)



**EXTRA ORDINARY GENERAL MEETING:**

During the year under review no Extra Ordinary General Meeting was held.

**POSTAL BALLOT**

During the financial year 2021-22, the Company has not passed any resolution(s) through postal ballot and none of the resolution(s) proposed to be passed at the forthcoming AGM require passing of the resolution(s) through postal ballot.

**MEANS OF COMMUNICATION:**

The Company is conscious of the importance of timely dissemination of adequate information to the stakeholders. The dates of Board Meetings, General Body meetings, Book Closure and Quarterly results are being published in Trinity Mirroran English daily Newspaper and MakkalKural a Tamil daily Newspaper and is also being informed to Stock Exchanges regularly.

Besides, the Company's Profile, Corporate Information, Quarterly and Annual Financial Statements, Annual Reports, Shareholding Pattern, Corporate Governance Report, Code of Conduct for Directors and Officers, Product Range, official news release, if any and presentations, if any, made to institutional investors are posted and updated on the Company's web site [www.skmegg.com](http://www.skmegg.com)

**GENERAL INFORMATION FOR SHAREHOLDERS****27th Annual General Meeting**

**Date: 16.09.2022**

**Time: 4.00 P.M**

**Venue:** The meeting is being convened through video conferencing/ other audio-visual means and hence the registered office of the Company will be deemed to be the venue of the AGM.

**Financial Year:** 1st April 2021 to 31st March 2022

**Date of Book Closure:** 10.09.2022 to 16.09.2022

**Dividend Payment Date:** within 30 days from the date of approval of shareholders.

**FINANCIAL CALENDER:**

Approval of quarterly results for the period ending:

1. 30th June 2021 : 28th July, 2021
2. 30th September 2021 : 10th November, 2021
3. 31st December 2021 : 9th February, 2022
4. 31st March 2022 : 30th May, 2022



**STOCK EXCHANGE INFORMATION:**

The Company's Equity Shares are listed on:1.BSE Limited, PhirozeJeejeebhoy Towers, Dalal Street, Mumbai-400 001 and 2.NSE Limited, "Exchange Plaza", Bandra-Kurla Complex Bandra East, Mumbai -400 051. Moreover, the annual listing fees have been paid to all the Stock Exchanges as mentioned above.

**Details of Stock code**

The stock codes of the Company at the Stock

**Exchanges are as follows:**

BSE Limited : Scrip code:532143

National Stock Exchange of India Limited : SymbolSKMEGGPROD

Series : EQ

Company's ISIN : INE411D01015

Movement in the Market Price of the Company's Shares on the National Stock Exchange and Bombay stock exchanges

National Stock Exchange Limited			
MONTH	HIGH (Rs)	LOW (Rs)	QUANTITY(Nos)
Apr 21	54.25	<b>42.50</b>	13,48,589
May 21	73.70	51.50	95,29,847
Jun 21	<b>99.50</b>	63.40	<b>2,40,05,412</b>
Jul 21	97.80	83.85	63,58,763
Aug 21	94.00	76.10	53,42,367
Sep 21	89.00	79.50	26,39,532
Oct 21	90.95	76.20	30,26,483
Nov 21	81.50	64.75	17,02,422
Dec 21	80.50	63.75	40,10,667
Jan 22	86.50	68.30	45,51,597
Feb 22	78.45	57.90	10,86,264
Mar 22	70.45	58.80	13,48,520



<b>Bombay Stock Exchange Limited</b>			
<b>MONTH</b>	<b>HIGH (Rs)</b>	<b>LOW (Rs)</b>	<b>QUANTITY(Nos)</b>
Apr 21	55.10	<b>43.65</b>	1,29,957
May 21	73.50	50.30	7,87,955
Jun 21	<b>98.45</b>	63.50	<b>25,45,525</b>
Jul 21	97.80	84.50	6,96,414
Aug 21	94.45	76.25	4,78,260
Sep 21	88.95	81.00	2,42,571
Oct 21	90.40	76.50	2,81,392
Nov 21	81.00	64.60	2,23,543
Dec 21	92.00	63.50	3,62,641
Jan 22	86.65	69.00	4,27,237
Feb 22	77.85	57.80	1,42,769
Mar 22	70.25	58.65	1,81,606

**REGISTRAR AND SHARE TRANSFER AGENT:**

S.K.D.C. Consultants Limited

“Surya”, 35, May flower Avenue,

Behind Senthil Nagar,

Sowripalayam Road,

Coimbatore-641028, Tamil Nadu (RTA).

**RECONCILIATION OF SHARE CAPITAL AUDIT**

A qualified company secretary in practice carried out reconciliation of share capital audit to reconcile the total admitted capital with National Securities Depository Limited (NSDL) and Central Depository Services (India) Limited (CDSL) and the total issued and listed capital. The reconciliation of share capital audit report confirms that the total issued/ paid up capital is in agreement with the total number of shares in physical form and the total number of dematerialised shares held with NSDL & CDSL

**SHARE TRANSFER SYSTEM**

The company's shares being in compulsory dematerialized (demat) list are transferable through the depository system. All requests for dematerialization of shares are processed and confirmed to the depositories, NSDL and CDSL, within 15 days. The stakeholder's relationship committee generally meets as and when required.



**CATEGORIES OF SHAREHOLDERS AS ON 31st MARCH, 2022**

Category	No. of Shares	% To Total
Promoters	1,45,97,976	55.44
Foreign Portfolio Investors	27844	0.11
Mutual Funds	NIL	0
Alternate Investment Funds	NIL	0
Financial Institutions/ Banks	NIL	0
Insurance Companies	NIL	0
Bodies Corporate	2,76,785	1.05
Non-Resident Indians	2,02,911	0.77
Unclaimed Shares	NIL	0
Clearing Members	73,262	0.28
Employees	NIL	0
Public	1,11,51,222	42.35
Employee Benefit Trust	NIL	0
<b>TOTAL</b>	<b>2,63,30,000</b>	<b>100.00</b>

**CATEGORIES OF SHAREHOLDERS AS ON 31st MARCH, 2022**

Shareholding (Range)	No. of Holders	% of Holders	No. of Shares	% of shares
1 - 500	18,040	84.68	26,92,400	10.23
501 - 1000	1,716	8.05	14,10,978	5.36
1001 - 2000	706	3.31	10,74,559	4.08
2001 - 3000	433	2.03	10,91,029	4.14
3001 - 4000	92	0.43	3,31,372	1.26
4001 - 5000	102	0.48	4,83,609	1.84
5001 - 10000	136	0.64	9,76,420	3.70
10001 and above	79	0.38	1,82,69,633	69.39
<b>Total</b>	<b>21,304</b>	<b>100.00</b>	<b>2,63,30,000</b>	<b>100.00</b>



### Dematerialization of Shares and liquidity

As on March 31, 2022, almost 90.51 % of the company's paid up Equity Share Capital is in dematerialized form and balance 9.49% is in physical form. The Company's Registrar is M/s S.K.D.C. Consultants Ltd., having their registered office at "Surya", 35, Mayflower Avenue, Behind Senthil Nagar, Sowripalayam Road, Coimbatore-641028, Tamil Nadu (RTA).

### Outstanding GDRs/ADRs/Warrants or any Convertible Instruments and their likely impact on equity

There are no outstanding warrants or any convertible instruments. The company has not issued GDR/ADR.

### Commodity price risk or foreign exchange risk and hedging activities

Nil

### Plant Locations

Factory,  
Cholangapalayam Pasur Post,  
Erode Taluk

### Address for Correspondence

Mr. P. Sekar  
Company Secretary  
SKM Egg Products Export India Limited  
NO 133, 133/1, Gandhiji Road  
Erode - 638 001

### DISCLOSURES:

- a) Disclosures on materially significant related party transactions that may have potential conflict with the interest of the company at large. All the related party transactions are entered into on arm's length basis, in the ordinary course of business and are in compliance with the applicable provisions of The Companies Act, 2013 and the SEBI (Listing Obligations and Disclosure Requirements) Regulations, 2015. There are no materially significant related party transactions made by the company with promoters, directors or key managerial personnel or otherwise which may have potential conflict with the interest of the company at large.

The details of the transactions with related parties are provided in the company's financial statements in accordance with the accounting standards. All related party transactions are presented to the audit committee and the board. Omnibus approval is obtained for the transactions which are foreseen and repetitive in nature.

A statement of all related party transactions is presented before the audit committee on a quarterly basis, specifying the nature, value and terms and conditions of the transactions.

- b) Details of non-compliance by the company, penalties, and strictures imposed on the company by stock exchanges or SEBI or any statutory authorities, on any matter relating to capital markets, during the last three years.

No penalties and/or strictures were imposed on the company by stock exchanges or SEBI or any statutory authorities, on any matter relating to capital markets, during the last three years.



- c) Whistle Blower policy and affirmation that no personnel have been denied access to the audit committee.

The company conducts regular 'Employee Meets' bimonthly where all the employees have a chance to interact directly with the managing director of the company. Besides this, the managing director is reachable via e-mail and landline. Any issue brought to the attention of the management, whether resolved or not, is placed before the audit committee for its perusal and comments.

- d) Details of compliance with mandatory requirements and adoption of the non-mandatory requirements.

The company has complied with all the mandatory requirements of corporate governance norms as enumerated in the SEBI (Listing Obligations and Disclosure Requirements) Regulations, 2015.

The company has adopted the following non mandatory requirements.

Reporting of internal auditors to audit committee as recommended in terms of Regulation 27(1) read with part E of Schedule II of the SEBI (Listing Obligations and Disclosure Requirements) Regulation, 2015,

- e) Web link where policy for determining “material” subsidiaries is disclosed

The company has framed a Material Subsidiaries Policy and the same is placed on the company's website [www.skmeegg.com](http://www.skmeegg.com)

- f) Web link where policy on dealing with related party transactions.

The company has framed Related Party Transaction Policy and the same is placed on the company's website [www.skmeegg.com](http://www.skmeegg.com)

- g) Disclosure of commodity price risks and commodity hedging activities.

During the financial year ended 31/03/2022, the company did not engage in commodity hedging activities

- h) Disclosure on accounting treatment.

In the preparation of the financial statements, the company has followed the Indian Accounting Standards (IND AS) referred to in Section 133 of The Companies Act, 2013. The significant accounting policies which are consistently applied are set out in the notes to the financial statements

- i) Disclosure on risk management

Business risk evaluation and management is an on-going process within the company. The assessment is periodically examined by the board.

- j) Credit Rating:

The company does not have any debt instruments or fixed deposit programme or any scheme or proposal involving mobilization of funds either in India or abroad that requires credit rating.

There has been no instance of non-compliance of any requirement of corporate governance report as stated above.

The company has complied with all the mandatory requirements specified in Regulations 17 to 27 and clauses (b) to



(i) of Regulation 46(2) of SEBI(Listing Obligation and Disclosures Requirements ) Regulations, 2015.

The company has not provided the disclosure pertaining to the list of core skills / expertise / competency required by the board of directors in the corporate governance report as required under Regulation 34 (3) read with Schedule V (C)(2)(h)(i) of SEBI (Listing Obligations and Disclosure Requirements) Regulations, 2015, as the board of directors are yet to identify the same.

#### **Other disclosures:**

The company has not raised any funds through preferential allotment or qualified institutional placement as specified under Regulation 32 (7A) of SEBI (Listing Obligations and Disclosure Requirements) Regulations, 2015.

A certificate from a company secretary in practice that gives the details of the directors on the board of the company who have been debarred or disqualified from being appointed or continuing as directors of companies by the Security Exchange Board of India / Ministry of Corporate Affairs or any such statutory authority has been obtained and is annexed to this report.

During the year under review, the recommendations made by the different committees have been accepted and there were no instances where the board of directors had not accepted any recommendation of the committees.

The company has paid a sum of Rs. 3,25,000/- plus out of pocket expenses and applicable taxes as fees on consolidated basis to the statutory auditor and all entities in the network firm / entity of which the statutory auditor is a part for the services rendered by them.

A certificate from a Company Secretary in practice that none of the Directors on the Board of the Company have been debarred or disqualified from being appointed or continuing as Directors of companies by the Securities and Exchange Board of India / Ministry of Corporate Affairs or any such statutory authority has been obtained and is annexed to this report.

#### **Certificate from CEO / CFO.**

The CEO and CFO certification of the financial statements for the year has been submitted to the board of directors in its meeting held on 30th May, 2022 as required under the SEBI Regulations. All board members and senior management personnel have affirmed their compliance with the code of conduct for the year under review.

#### **Code of Conduct**

The board of directors has laid down a code of conduct for all board members and senior management personnel of the company. All board members and senior management personnel have affirmed their compliance with the code of conduct for the year under review.

#### **Code for Prevention of Insider Trading**

The company has framed a code of conduct for monitoring the trading done by Insiders based on The SEBI (Prohibition of Insider Trading) Regulations, 2015. This code is applicable to all directors / officers and such designated persons who are expected to have access to unpublished price sensitive information relating to the company. The company has also formulated "The Code of Practices and Procedures for Fair Disclosure of Unpublished Price Sensitive Information (UPSI)" in compliance with The SEBI (Prohibition of Insider Trading) Regulations, 2015



**DECLARATION BY THE MANAGING DIRECTOR / CEO UNDER THE SEBI (LISTING OBLIGATIONS AND DISCLOSURE REQUIREMENTS) REGULATIONS, 2015 REGARDING THE COMPLIANCE WITH THE CODE OF CONDUCT**

I hereby affirm and state that all board members and senior management personnel of the company have given declaration in accordance with Regulation 26(3) of SEBI (Listing Obligations and Disclosure Requirements) Regulations, 2015 and I hereby affirm compliance with the said code of conduct for the financial year 2021-22

(By Order of the Board)

**For SKM Egg Products Export (India) Limited**  
**SKM Shree Shivkumar**  
Managing Director  
(DIN:00002384)

Place : Erode  
Date : 10.08.2022



**AUDITORS' CERTIFICATE OF CORPORATE GOVERNANCE**

To

The members,

SKM Egg Products Export (India) Limited

We have examined the compliance of conditions of Corporate Governance by **M/s, SKM Egg Products Export (India) Limited**, for the year ended on **31st March 2022**, as stipulated under SEBI (Listing Obligations and Disclosure Requirements) Regulations, 2015.

The compliance of conditions of Corporate Governance is the responsibility of the management. Our examination was been limited to procedures and implementation thereof, adopted by the Company for ensuring the compliance with the conditions of the Corporate Governance. It is neither an audit nor an expression of opinion on the financial statements of the Company.

In our opinion and to the best of our information and according to the explanations given to us and based on the representations made by the directors and the management, we certify that the company has complied with the conditions of Corporate Governance as stipulated in the above mentioned SEBI (Listing Obligations and Disclosure Requirements) Regulations, 2015..

We state that no investor grievance is pending for period exceeding one month against the company, as per the records maintained by it.

We state that such compliance is neither an assurance as to future viability of the company nor the efficiency or effectiveness with which the management has conducted the affairs of the company.

Sd/-

**N PrasannaVenkatesan**  
Chartered Accountant  
Membership No: 235530

Place : Erode

Date : 30.05.2022



**CERTIFICATE OF NON-DISQUALIFICATION OF DIRECTORS**

**(Pursuant to Regulation 34(3) and Schedule V Para C clause (10)(i)  
of the SEBI (Listing Obligations and Disclosure Requirements) Regulations, 2015)**

To

The Members,

SKM Egg Products Export (India) Limited

I have examined the relevant registers, records, forms, returns and disclosures received from the directors of **M/s. SKM Egg Products Export (India) Limited** having **CIN: L01222TZ1995PLC006025** and having registered office at No 133, 133/1, Gandhiji Road, Erode - 638001 (hereinafter referred to as 'the company'), produced before me by the company for the purpose of issuing this certificate, in accordance with Regulation 34(3) read with Schedule V Para-C Sub clause 10(i) of the Securities Exchange Board of India (Listing Obligations and Disclosure Requirements) Regulations, 2015.

In my opinion and to the best of my information and according to the verifications (including Directors Identification Number (DIN) status at the portal [www.mca.gov.in](http://www.mca.gov.in)) as considered necessary and explanations furnished to me by the company & its officers, I hereby certify that none of the directors on the board of the company for the financial year ending on **31st March 2022** have been debarred or disqualified from being appointed or continuing as directors of companies by the Securities and Exchange Board of India, Ministry of Corporate Affairs or any such other statutory authority

Ensuring the eligibility for the appointment / continuity of every director on the board is the responsibility of the management of the company. My responsibility is to express an opinion on these based on my verification. This certificate is neither an assurance as to the future viability of the company nor of the efficiency or effectiveness with which the management has conducted the affairs of the company.

Place : Coimbatore

Date : 18.07.2022

**V Ramkumar**

FCS No: 8304

CP No:3832

UDIN: F008304D000641024

Peer Review No: 732/2020



**FORM AOC-1**

(Pursuant to first proviso to sub-section (3) of section 129 read with rule 5 of Companies (Accounts) Rules, 2014)

**Statement containing salient features of the financial statement of subsidiaries/associate companies/  
joint ventures**

**Part "A": Subsidiaries**

(Information in respect of each subsidiary to be presented with amounts in Rs.)

Sl. No.	Particulars	Details	
1.	Name of the subsidiary	SKM Europe BV, The Netherlands	
2.	The date since which subsidiary company was acquired	22.09.2005	
3.	Currency of Subsidiary company	Euro	
4.	Reporting currency	Indian Rupee (INR)	
5.	Percentage of shareholding	85%	
	<b>Particulars</b>	<b>INR (In lakhs)</b>	<b>EURO(In lakhs)</b>
6	Equity Share capital	9.80	0.18
7	Other Equity	379.09	4.54
8	Total assets	653.78	7.94
9	Total Liabilities	264.89	3.21
10	Investments	-	-
11	Revenue from Operations	1359.75	15.82
12	Profit before taxation	(16.09)	(0.12)
13	Provision for Taxation	-	-
14	Profit after taxation	(16.09)	(0.12)
15	Other Comprehensive Income	70.54	-
16	Total Comprehensive Income	54.45	(0.12)
17	Proposed dividend	-	-

**Notes:** The following information shall be furnished at the end of the statement:

1. Names of subsidiaries which are yet to commence operations
2. Names of subsidiaries which have been liquidated or sold during the year.



**Part "B": Associates and Joint Ventures**
**Statement pursuant to Section 129 (3) of the Companies Act, 2013 related to Associate Companies and Joint Ventures**

₹ Lakhs

S No	Particulars	Information
1	Name of Associates	SKM Universal Marketing Company India Private Limited
2	Latest audited Balance Sheet Date	31/3/2021
3	Date on which the Associate was associated or acquired	1/4/2010
4	Shares of Associate held by the company on the year end	
	(i) Number of shares	7,89,700
	(ii) Amount of Investment in Associates	Rs.118.46
	(iii) Extent of Holding (in percentage)	26%
5	Description of how there is significant influence	Company holds not less than 20% of equity shares & voting power in the investee company
6	Reason why the associate is not consolidated	Not Applicable
7	Net-worth attributable to shareholding as per latest audited Balance Sheet (as on 31.03.2021)	Rs.2.80
8	Profit / (Loss) for the year 2020-21 (Unaudited) of the company	Rs. (117.80)
	(i) Considered in Consolidation (26%)	Rs. (30.63)
	(ii) Not Considered in Consolidation	—

Note: This Form is to be certified in the same manner in which the Balance Sheet is to be certified.

For SKM Egg Products Export (India) Limited

**N. PRASANNA VENKATESAN**  
Chartered Accountant  
Membership No. : 235530

**SKM MAEILANANDHAN**  
Executive Chairman  
**K.S.VENKATACHALAPATHY**  
Chief Financial Officer

**SKM SHREE SHIVKUMAR**  
Managing Director  
**P. SEKAR**  
Company Secretary





**MANAGEMENT DISCUSSION AND ANALYSIS REPORT****Key factors which affect the performance of the Company:**

01. The Company recorded revenue of Rs.29,957 lakhs (including other income of Rs.899 lakhs) for the year ended 31st March,2022 as against Rs.25,848 lakhs (including other income of Rs.1,295 lakhs) in the previous year ended 31st March,2021.
02. The Profit before tax was at Rs.1,080 lakhs for the year ended 31st March,2022 as compared to Rs.2,004 lakhs during the corresponding in the last year.
03. The Net Profit was at Rs.786 lakhs as on 31st March,2022 as against Rs.1,571 lakhs in the previous year.
04. The quantity sold during the year 2021-22 stood at 5,955 Tons, when compared to 5,581 Tons during the previous year ended 31st March,2021.

**Capital expenditure and funding:**

01. The Capital Expenditure incurred and funded for the year is Rs.894 lakhs of which Rs.805 lakhs pertain to plant and machinery.
02. During the year under review, your company has sold/deleted/adjusted assets worth Rs. Nil lakhs.

**OUTLOOK OF THE INDUSTRY**

Unprecedented inflationary headwinds pose significant challenges in the near term and remain a key monitorable for the Food products Industries. The year saw an unprecedented increase in prices of key inputs/ overheads such as Feed Raw materials, Coal, Additives, Packing materials and Ocean Freight, which according to the company exerted considerable pressure on margins.

Many Food industries warned of diminishing purchasing power and demand due to the economic circumstances resulting in fundamental shifts in consumer behaviour, which would adversely impact the market for food products. Food industries have been bearing the maximum brunt of rising commodity prices and geopolitical tensions which have forced the Industry to pass some part of the cost to the consumers.

In these unprecedented times, economies are facing one crisis after another. The Egg powder industries had not yet recovered from the aftermath of COVID, and a consequential crisis of high inflation hit the industries. Quarter 4 of the financial year 21-22 witnessed India's 8-year high retail price inflation. Under these exceptional circumstances, our strategy to combat the challenges posed by high input costs involved cost control measures followed by pricing actions.

With the pandemic largely under control and the resultant return of normalcy in economic activity, the Food industries too are in transition towards the normalcy, it is an opportunity to make this transition more resilient, inclusive, and sustainable in coming years. The past two years were challenging, but the egg powder industries have stood the test of time and emerged



stronger and more confident to face the future.

While we are applying our learnings from the last two years of the pandemic to enhance the efficiencies of our operations and build robust export demand for egg powder, with minimum disruption in such exceptional circumstances, we also plan on reassessing our business plan this year to come up with better synergies on account of enhancing export price for Egg powder. In nutshell, the egg powder industries shall report good growth in both Top line as well as Bottom line during the current fiscal year 22-23. We, particularly SKM Egg products, focus on financial prudence and operational finesse to yield a commendable numbers during the current financial year.

### **SALES AND MARKETING:**

Egg products international market is highly competitive one. The giants in the market are USA, Europe and China. In this situation, we, SKM Egg Products Export (India)Limited has established a very wide network in Russia, Europe, Far East, South East and Middle East Asian countries successfully. Since we are maintaining good relationship with customers, consistency in quality and timely delivery, we are able to maintain our success by getting repeat orders for the past 24 years, particularly from the major markets of Russia, Japan, Europe, Indonesia, Thailand, Vietnam, Nigeria, Taiwan, Dubai, etc.,

Normally it is very difficult to enter Japan and Europe markets where USA and European suppliers are delivering at competitive prices. But, with our management's support, our marketing and sales team has successfully established our market share in these markets and sells our products at competitive prices where quality of our products is at par with Europe and USA suppliers.

Further we are the first Asian company and the only company from India in egg products sector to enter Russian market. It is not so easy to enter this market as European suppliers are very strong in this region. Nearly after 4 years of hard work (fulfilling their Regulations and statutory requirement is so difficult), successfully we entered in this market in 2015-16 and now Russia is our important customer for our Egg Yolk variants. We are exporting around 60% of our egg yolk powder variants to Russia only.

Due to Russia-Ukraine war, there is big shortage in supply of egg products. Taking advantage of this situation, now we are expanding our market base in Europe and Asian countries.

Our new products of Chilled Egg Liquid & frozen egg liquid are highly acceptable in Europe, Middle East and South East Asian countries, and successfully penetrated in these markets. We are continuously exporting our egg liquid products in UAE and Middle East countries. And also two main customers in Oman and Dubai have already approved our liquid products and started buying it @ 3 containers per month. Further new customer in Thailand has already approved our Frozen Egg Yolk variant and buying it regularly. Like that now we have submitted sample of liquid and powder product to Philippines, Vietnam and Malaysia customers, and they approved the same. We expect to start shipments to these destinations with in this year. Now we have expanded our Whole Egg market in Denmark, Peru, Sweden, etc., Apart from this our egg yolk variants approved by Iran customers also, expect to start shipments shortly (if the regulation allow). Further, this we have restarted



our shipments to South Korea also.

In order to increase our market share and understand customer requirements, we are visiting customers at regular intervals and also visiting international food shows to expand market contacts.

Now we have entered new markets/customers in Ghana, Uganda, Nigeria, etc., also working to identify more customers in Madagascar, Korea, Europe, etc., We hope, to expand our sales in these markets within end of this financial year.

Further, we have started shipments of table eggs to Gulf countries in this year and negotiations are going with new buyers in the Gulf region.

Apart from the above, we have successfully entered domestic market with innovative egg products like, Egg Albumen cube, retail & whole sale pack of egg liquid variants, Egg protein health drinks, etc., There is good demand for these products in the domestic market and we are working to go for pan India basis.

#### **SUBSIDIARY COMPANY:**

The subsidiary helps the company in a big way in identifying new customers in Europe and improved the confidence level of customers through timely and qualitative services. The subsidiary is also taking initiatives to explore into markets which are untapped by the company till now.

#### **HUMAN RESOURCES:**

**SKM HR Division** is tasked with maximizing employee productivity and protecting the company from any issues that may arise within the workforce. Also HR responsibilities include compensation and benefits, recruitment, firing, and keeping up to date with Statutory Compliance that may affect the company and its employees.

**SKM HR prioritizes** consistent payroll practices and make sure that all benefits are working for their employees either Management or Government. HR understand the role that company culture, employee development and career opportunities play in employee engagement and retention.

**SKM HR Provides** welfare facilities to the employees and their family members like providing Mediclaim, Uniforms, Transportation and accommodation to their employees. Compliance with social security measure like day one covered under Employees Provident Fund, Employees State Insurance and Employees Gratuity etc.

**SKM HR follows** Performance Management Systems PMS on annual based thro monitoring KRA&KPI by providing training and development as per Training Calendar.

**SKM HR Thanks** for being part of our company's success over the years. We greatly appreciate and value of our employees' hard work and success. ...



**ANNUAL REPORT ON CSR ACTIVITIES**

**1. Brief Outline on CSR Policy of the Company**

The Company formed a CSR Committee of the Board. It has formulated a CSR Policy that has been approved by the Board, laying stress on CSR activities to be undertaken in its neighbourhood. The Company's focused programmes are in the field of community development, water, sanitation, education, health, rural infrastructure and technical training. Its ongoing CSR activities would get aligned to the CSR policy. The CSR policy has been posted on the website of the company - [www.skmeegg.com](http://www.skmeegg.com).

**2. Composition of CSR Committee:**

Name of the Director	Category of Directorship	No. of CSR Committee Meetings held	No. of CSR Committee Meetings attended
Shri.L.M.Ramakrishnan	Independent Director	1	1
Shri.C.Devarajan	Independent Director	1	1
Shri D. Venkateswaran	Independent Director	1	1
Smt.S.Kumutaavalli	Non-Executive Non Independent Director	1	1

- Web-link where composition of CSR committee, CSR Policy and CSR projects approved by the board are disclosed on the website of the company: [www.skmeegg.com](http://www.skmeegg.com).
- Impact assessment of CSR projects carried out in pursuance of sub-rule (3) of rule 8 of the Companies (Corporate Social Responsibility Policy) Rules,2014, if applicable (attach the report): Not Applicable.
- Details of the amount available for set off in pursuance of sub-rule (3) of rule 7 of the Companies (Corporate Social Responsibility Policy) Rules, 2014 and amount required for set off for the financial year, if any: Not Applicable

S. No	Financial Year	Amount available for set-off from preceding financial years, if any (in Rs)	Amount required to be set off for the financial year, if any (in Rs)
NA			

- Average net profit of the company as per section 135(5): Rs.11,80,90,468/-
- Two percent of average net profit of the company as per section 135(5):Rs.23,61,809
  - Surplus arising out of the CSR projects or programmes or activities of the previous financial years. NA
  - Amount required to be set off for the financial year, if any: NA
  - Total CSR obligation for the financial year (7a+7b-7c): Rs.23,61,809



8. (a) CSR amount spent or unspent for the financial year:

Total Amount Spent for the Financial Year (in Rs)	Amount Unspent (in Rs)				
	Total Amount transferred to Unspent CSR Account as per section 135(6)		Amount transferred to any fund specified under Schedule VII as per second proviso to section 135(5)		
	Amount	Date of Transfer	Name of the Fund	Amount	Date of Transfer
-----NA-----					

(b) Details of CSR amount spent against ongoing project for the financial year

1	2	3	4	5		6	7	8	9	10	11	
Sl No	Name of the Project	Item from the list of activities in Schedule VII to the Act	Local area (Yes/No)	Location of the project		Project duration	Amount allocated for the project (in Rs)	Amount spent in the current financial Year (in Rs)	Amount transferred to Unspent CSR Account for the project as per Section 135(6) (in Rs)	Mode of Implementation Direct (Yes/No)	Mode of Implementation Through Implementing Agency	
				State	District						Name	CSR Registration No
NIL												

(c) Details of CSR amount spent against other than ongoing projects for the financial year:

1	2	3	4	5		6	7	8
Sl No	Name of the Project	Item from the list of activities in Schedule VII to the Act	Local Area Yes/No	Location of the Project		Amount spent for projects	Mode of Implementation Direct (Yes/No)	Mode of Implementation - Through Implementing Agency
				State	District			
	Providing health and mind relief and welfare to people.	Item number (i) and (ii) of Schedule VII of the Companies Act, 2013	Yes	TN	Erode	29,50,000	No	Implementing Agency - SKM Health and Mind Welfare Charitable Trust CSR Reg No CSR00023679



- (d) Amount spent in Administrative Overheads: Nil
- (e) Amount spent on Impact Assessment, if applicable: Nil
- (f) Total amount spent for the Financial Year (8b+8c+8d+8e): Rs. 29,50,000/-
- (g) Excess amount for set off, if any: Nil

SI No	Particulars	Amount (in Rs)
(i)	Two percent of average net profit of the company as per section 135(5)	23,61,809.00
(ii)	Total amount spent for the Financial Year	29,50,000.00
(iii)	Excess amount spent for the financial year [(ii)-(i)]	5,88,191.00
(iv)	Surplus arising out of the CSR projects or programmes or activities of the previous financial years, if any	NIL
(v)	Amount available for set off in succeeding financial years [(iii)-(iv)]	NIL

**9 (a) Details of Unspent CSR Amount for the preceding three financial years:**

SI No	Preceding Financial Year	Amount transferred to Unspent CSR account under section 135 (6) (in Rs)	Amount spent in the Reporting Financial Year (in Rs)	Amount transferred to any fund specified under Schedule VII as per section 135(6), if any			Amount remaining to be spent in succeeding Financial Year (in Rs)
				Name of the Fund	Amount (in Rs)	Date of transfer	
NIL							

**b) Details of CSR amount spent in the financial year for ongoing projects of the preceding financial year(s):**

1	2	3	4	5	6	7	8	9
SI No	Project ID	Name of the Project	Financial Year in which the project was commenced	Project duration	Total amount allocated for the project (in Rs)	Amount spent on the project in the reporting Financial Year (in Rs)	Cumulative amount spent at the end of reporting Financial Year. (in Rs)	Status of the project - Completed / On-going
NIL								



10. In case of creation or acquisition of capital asset, furnish the details relating to the asset so created or acquired through CSR spent in the financial year (asset-wise details): NA
- (a) Date of creation or acquisition of the capital asset(s): NA
- (b) Amount of CSR spent for creation or acquisition of capital asset: NA
- (c) Details of the entity or public authority or beneficiary under whose name such capital asset is registered, their address, etc.: NA
- (d) Provide details of the capital asset(s) created or acquired (including complete address and location of the capital asset): NA
11. Specify the reason(s), if the company has failed to spend two per cent of the average net profit as per section 135(5): NA

For and on behalf of the Board

Sd/-

**SKM Maeilanandhan,**  
**Chairman**

**DIN: 00002380**

Place : Erode

Date : 10.08.2022



**FORM AOC-2**

[Pursuant to clause (h) of sub-section (3) of section 134 of the Act and Rule 8(2) of the Companies (Accounts) Rules, 2014]

Form for disclosure of particulars of contracts/arrangements entered into by the Company with related parties referred to in sub-section (1) of section 188 of the Companies Act, 2013 including certain arm's length transactions under third proviso thereto.

1. Details of contracts or arrangements or transactions not at arm's length basis  
Not Applicable
2. Details of material contracts or arrangement or transactions at arm's length basis

1	Name of related party and Nature of relationship	SKM Universal Marketing Company India Private Limited: Common Directors  SKM Siddha and Ayurvedha Company (India)Private Limited: Common Directors  SKM Animal Feeds and Foods India Private Limited: Relative of Directors
2	Nature of contracts/ arrangements/ transactions	Egg Purchase, Egg sales, Egg Shell Sales, Wind Power Purchase, Feed Sales & Purchase of feed supplementary
3	Duration of the contracts/arrangements/ transactions	FY 2021-22
4	Salient terms of the contracts or arrangements or transactions including the value, if any;	Nil
5	Date(s) of approval by the Board, if any.	Every Quarter
6	Amount paid as advances, if any.	Nil

For and on behalf of the Board

Sd/-

**SKM Maeilanandhan,**

Chairman

DIN: 00002380

Place : Erode

Date : 10.08.2022





**APPENDIX-6**
**DETAILS OF POWER & FUEL CONSUMPTION, FOREIGN EXCHANGE EARNINGS AND OUTGO:**

₹ Lakhs

PARTICULARS	2021-2022	2020-2021
<b>(I) POWER AND FUEL CONSUMPTION</b>		
<b>(1) Electricity</b>		
<b>a. Purchased units (Kwh)</b>	74,34,418	68,24,612
Total Amount (Rs.)	4,93,90,537	5,21,84,701
Rate / Unit (Rs.)	6.64	7.65
<b>b. Own Generation through Diesel Generator</b>		
Units (Kwh)	1,22,500	2,56,000
Total Amount (Rs.)	26,52,488	44,15,483
Units per litre of Diesel Oil	3.29	3.33
Cost/Unit (Rs.)	21.65	17.25
<b>(2) Furnace Oil</b>		
Quantity (Litres)	8,300	8,000
Total Cost (Rs.)	2,76,295	2,16,318
Average Rate (Rs.)	33.29	27.04
<b>(3) Coal</b>		
Quantity (Metric Tons)	6,735	6,207
Total Cost (Rs.)	5,78,73,556	3,09,92,696
Average Rate (Rs.)	8,593	4,993
<b>(II) CONSUMPTION PER UNIT OF PRODUCTION</b>		
Product - Egg Powder (Metric Ton)	3,594	4,005
Electricity (Rs. Per Metric Ton)	14,480	14,133
Fuel (Rs. Per Metric Ton)	16,179	7,793
<b>FOREIGN EXCHANGE EARNINGS AND OUTGO : (Rs. In lacs)</b>		
Earnings :	13,290	14,788
Outgo :	564	442



**CONSERVATION OF ENERGY:**

1. We have installed 1.3MW Solar power plant. By this we can save about 1.2 lakhs of unit per month.
2. We have fixed water flow meter for all water consumption points. It will control water consumption thereby there shall be reduction in water and power consumption.
3. We have installed Variable Frequency Drives(VFD) for WTP Process pump and ETP Aerator motors. It will control power consumption thereby there shall be reduction in power units.
4. Installed Ring main pipe line system in Air compressor circuit, so, the air consumption and power consumption have been reduced.

**RESEARCH AND DEVELOPMENT:**

**Health Mix:**

Developed Protein enriched health mix for the domestic market – (ready to market survey).

**Gelato:**

In Process of developing frozen desert using Egg Yolk Powder for domestic and export market.

**Egg Drop Cookies:**

Developed Egg drop cookies using Whole Egg Powder – Ready for market survey

**Sweet Bread Toast Mix:**

Developed Sweet Bread Toast Mix using Whole Egg Powder – Ready for Market survey.

**Fruit Curd:**

Developed Egg Yolk based spread blended with Citric acid, sugar and Butter –Ready for market survey.

**Extended Shelf life study:**

**Egg White Cubes:**

Shelf life improvement of Egg White Cube from 21 days to 45 days. Study under process.

**Egg liquid:**

Shelf life extension of liquid egg white and whole egg liquid in tetrapak from 45 days to 60 days

**Shell Egg Shelf Life:**

Shell egg shelf life study conducted in ambient and chilled condition.

For and on behalf of the Board

Place :Erode  
Date : 10.08.2022

Sd/-  
**SKM Maeilanandhan,**  
Chairman  
DIN: 00002380



**Form No. MR-3**  
**Secretarial Audit Report**  
**For the financial year ended 31st March, 2021**

[Pursuant to Section 204(1) of the Companies Act, 2013 and Rule No.9 of the Companies]

**To**

**The Members,**

**SKM Egg Products Export (India) Limited,**

**No 133, 133/1, Gandhiji Road,**

**Erode - 638001**

I have conducted the secretarial audit of the compliance of applicable statutory provisions and the adherence to good corporate practices by SKM Egg Products Export (India) Limited(CIN: L01222TZ1995PLC006025) (hereinafter called the "Company"). Secretarial Audit was conducted in a manner that provided me a reasonable basis for evaluating the corporate conducts/ statutory compliances and expressing my opinion thereon.

Based on my verification of the Company's books, papers, minute books, forms and returns filed and other records maintained by the Company and also the information provided by the Company, its officers, agents and authorized representatives during the conduct of secretarial audit, I hereby report that in my opinion, the Company has, during the period covered by my audit , that is to say-1st April 2021 to 31st March 2022(hereinafter referred to as 'Audit Period') complied with the statutory provisions listed hereunder and also that the Company has proper Board-processes and compliance-mechanism in place to the extent, in the manner and subject to the reporting made hereinafter:

I have examined the books, papers, minute books, forms and returns filed and other records maintained by the Company for the financial year ended on 31 March 2022 according to the provisions of:

- (i) The Companies Act, 2013 (the Act) and the rules made thereunder;
  - (ii) The Securities Contracts (Regulation) Act, 1956 ('SCRA') and the rules made thereunder;
  - (iii) The Depositories Act, 1996 and the Regulations and Bye-laws framed thereunder;
  - (iv) Foreign Exchange Management Act, 1999 and the rules and regulations made thereunder to the extent of Foreign Direct Investment, Overseas Direct Investment and External Commercial Borrowings;
  - (v) The following Regulations and Guidelines prescribed under the Securities and Exchange Board of India Act, 1992 ('SEBI Act') to the extent it was applicable during the Audit Period:
- (a) The Securities and Exchange Board of India (Substantial Acquisition of Shares and Takeovers) Regulations, 2011;



- (b) The Securities and Exchange Board of India (Prohibition of Insider Trading) Regulations, 2015;
  - (c) The Securities and Exchange Board of India (Issue of Capital and Disclosure Requirements) Regulations, 2018.
  - (d) The Securities and Exchange Board of India (Share Based Employee Benefits) Regulations, 2014;
  - (e) The Securities and Exchange Board of India (Issue and Listing of Debt Securities) Regulations, 2008 (upto 9th August 2021) and SEBI (Issue and Listing of Non-Convertible Securities) Regulations, 2021 (with effect from 9th August 2021);
  - (f) The Securities and Exchange Board of India (Registrars to an Issue and Share Transfer Agents) Regulations, 1993 regarding the Companies Act and dealing with client;
  - (g) The Securities and Exchange Board of India (Delisting of Equity Shares) Regulations, 2009; and
  - (h) The Securities and Exchange Board of India (Buyback of Securities) Regulations 2018;
  - (i) The Securities and Exchange Board of India (Listing Obligations and Disclosure Requirements) Regulations, 2015
- vi. The laws as are applicable specifically to the Company are as under:
1. Food Safety and Standards Act, 2006
  2. The Export (Quality Control and Inspection) Act, 1963

I have relied on the representation made by the Company and its Officers for systems and mechanism formed by the Company for compliances under other applicable Acts, Laws and Regulation to the Company.

I have also examined compliance with the applicable clauses of the following:

- (i) Secretarial Standards issued by The Institute of Company Secretaries of India.
- (ii) The Listing Agreements entered into by the Company with National Stock Exchange of India Limited and BSE Limited and SEBI (Listing Obligation and Disclosure Requirements) Regulation, 2015

During the audit period under review the Company has complied with the provisions of the Act, Rules, Regulations, Guidelines, Standards, etc. mentioned above. I further report that the compliance of applicable financial laws including Direct and Indirect Tax Laws by the Company has not been reviewed in this Audit since the same has been subject to review by the Statutory Auditors and other designated professionals.

**I further report that**, having regard to the compliance system prevailing in the Company and on examination of the relevant documents and records in pursuance thereof on test check basis, the Company has complied with the Industry specific laws as applicable to the Company.



**I further report that**

The Board of Directors of the Company is duly constituted with proper balance of Executive Directors, Non-Executive Directors and Independent Directors. No change(s) in the composition of the Board of Directors took place during the period under review.

Adequate notice of meetings of the Board of Directors were given to all directors and agenda and detailed notes on agenda in respect of such meetings were sent at least seven days in advance, other than those held at shorter notice, and a system exists for seeking and obtaining further information and clarifications on the agenda items before the meeting and for meaningful participation at the meeting.

Majority decision is carried through and recorded as part of the Minutes of the Meetings. I did not find any dissenting directors' views in the minutes.

**I further report that** there are adequate systems and processes in the Company commensurate with the size and operations of the Company to monitor and ensure compliance with applicable laws, rules, regulations and guidelines subject to our specific observations in Annexure- B to this report

**V. Ramkumar**

FCS No. 8304

C P No. 3832

UDIN:F008304C000666973

Peer Review No: 732/2020

Place :Coimbatore

Date : 18.07.2022



**Annexure -A to Secretarial Audit Report of even Date**

To

**The Members,**

**SKM Egg Products Export (India) Limited,**

**No 133, 133/1, Gandhiji Road,**

**Erode - 638001.**

My Secretarial Audit Report of even date is to be read along with this letter.

1. Maintenance of secretarial record is the responsibility of the management of the company. My responsibility is to express an opinion on these secretarial records based on my audit.
2. I have followed the audit practices and processes as were appropriate to obtain reasonable assurance about the correctness of the contents of the Secretarial records. The verification was done on to ensure that correct facts are reflected in secretarial records. I believe that the processes and practices, I followed provide a reasonable basis for my opinion.
3. I have not verified the correctness and appropriateness of financial records and books of accounts of the company.
4. Wherever required, I have obtained the Management representation about the compliance of laws, rules and regulations and happening of events etc.
5. The compliance of the provisions of Corporate and other applicable laws, rules, regulations, standards is the responsibility of management. My examination was limited to the verification of procedures on test basis.
6. The Secretarial Audit report is neither an assurance as to the future viability of the company nor of the efficacy or effectiveness with which the management has conducted the affairs of the company.

**V. Ramkumar**

FCS No. 8304

C P No. 3832

UDIN:F008304C000666973

Peer Review No: 732/2020

Place :Coimbatore

Date : 18.07.2022



**Annexure -B to Secretarial Audit Report of even Date- Observations**

Pursuant to regulation 25(3) requires the Independent Directors to meet once year and discuss the items mentioned in regulation 25(4). However we were unable to verify matters transacted at the meeting as informed by the company secretary of the company that minutes of the meeting of the Independent Directors are confidential and only Board Members have an access to the minutes.

**V. Ramkumar**

FCS No. 8304

C P No. 3832

UDIN:F008304C000666973

Peer Review No: 732/2020

Place :Coimbatore

Date : 18.07.2022



**Information pursuant to Section 197 of the Act with Rule 5(1) of the Companies**

(Appointment and Remuneration of Managerial Personnel) Rules, 2014 and Regulation 24A of SEBI (Listing Obligations and Disclosure Requirements) Regulations, 2015]

- a. The percentage increase in remuneration of each director, Chief Financial Officer, Chief Executive Officer, Company Secretary during the financial year 2021-22 and Ratio of the remuneration of each Director to the median remuneration of the employees of the company for the financial year 2021-22:

Name of the Director / Key Managerial Personnel	% increase in remuneration in the Financial Year 2021-2022	Ratio of the remuneration to the median remuneration of the employees
Shri SKM Maeilanandhan (Chairman)	-----	12
Shri SKM Shree Shivkumar (Managing Director)	-----	61
Smt.S.Kumutaavalli (Director)	-----	-----
Dr.LM.Ramakrishnan (Independent Director)	-----	-----
Shri.C.Devarajan (Independent Director)	-----	-----
Shri.TN Thirukumar (Independent Director)	-----	-----
Shri.GN Jayaram (Independent Director)	-----	-----
Smt. A.R. Rajalakshmi (Nominee Director- TIDCO)	-----	-----
Shri.D.Venkateswaran (Independent Director)	-----	-----
Shri.K.S.Venkatachalapathy (Chief Financial Officer)	4	12
Shri.P.Sekar (Company Secretary)	6	3

During the year, the Non-Executive Directors received only the sitting fees as remuneration.

- b. The percentage increase in the median remuneration of employees in the financial year 2021-22: 12%
- c. The number of permanent employees on the rolls of company: 182
- d. Average percentile increase already made in the salaries of employees other than the managerial personnel in the last financial year and its comparison with the percentile increase in the managerial remuneration and justification thereof and point out if there are any exceptional circumstances for increase in the managerial remuneration:

The average decrease in the salaries of employees other than the managerial personnel in 2021-22 was NIL. The Percentage increase in the managerial remuneration for the same financial year was NIL.

- e. Affirmation that the remuneration is as per the remuneration policy of the company.





It is hereby affirmed that the remuneration paid to the Directors and Key Managerial Personnel are as per the Nomination and Remuneration Policy of the Company.

For and on behalf of the Board

Sd/-

**SKM Maeilanandhan,**

Chairman

DIN: 00002380

Place :Erode

Date : 10.08.2022



**CERTIFICATE OF CHIEF EXECUTIVE OFFICER AND CHIEF FINANCIAL OFFICER**

[As per Listing Agreement and Regulation 17(8) of SEBI (Listing Obligations and Disclosure Requirements) Regulations, 2015]

**The Board of Directors****M/s. SKM Egg Products Export India Limited**

We have reviewed the financial statements and the cash flow statement of SKM Egg Products Export India Limited for the financial year 2021-22 and certify that:

- a) These statements to the best of our knowledge and belief:
  - I. Do not contain any materially untrue statements or omit any material facts or contain statements that might be misleading:
  - II. Present a true and fair view of the Company's affairs and are in compliance with existing accounting standards, applicable laws and regulations.
- b) To the best of our knowledge and belief, there are no transactions entered into by the Directors and Senior Management Personnel during the year, which are fraudulent, illegal or violative of the Company's Code of Conduct.
- c) We accept responsibility for establishing and maintaining internal controls for financial reporting and have evaluated the effectiveness of the internal control systems of the Company for such reporting. We have disclosed to the Auditors and the Audit Committee, deficiencies, if any, in the design or operation of such internal controls, of which we are aware of and the steps taken and/or proposed to be taken to rectify these deficiencies.
- d) We have also indicated to the Auditors and the Audit Committee.
  - (i) Significant changes in Internal Controls with respect to financial reporting during the year.
  - (ii) Significant changes in accounting policies during the Year and these have been disclosed in the notes to the financial statements.
- e) To the best of our knowledge and belief, there are no instances of significant fraud involving either the management or employees having a significant role in the Company's internal control systems with respect to financial reporting.

Place :Erode  
Date : 10.08.2022

**SKM SHREE SHIVKUMAR**  
Managing Director

**K.S.VENKATACHALAPATHY**  
Chief Financial Officer



## INDEPENDENT AUDITOR'S REPORT

### TO THE MEMBERS OF SKM EGG PRODUCTS EXPORT (INDIA) LIMITED

#### Report on the Standalone financial statements

##### Opinion:

We have audited the accompanying standalone financial statements of M/s. SKM EGG PRODUCTS EXPORT (INDIA) LIMITED, ("the Company") (Registered Office at 133, 133/1, Gandhiji Street, Erode – 638 001), which comprise the Balance Sheet as at March 31, 2022, the Statement of Profit and Loss (Including Other Comprehensive Income), the Statement of changes in equity and Statement of Cash Flows for the year then ended and a summary of the significant accounting policies and other explanatory information (hereinafter referred to as "standalone financial statements").

In our opinion and to the best of our information and according to the explanations given to us, the aforesaid standalone financial statements give the information required by the Companies Act, 2013 ("the Act") in the manner so required and give a true and fair view in conformity with the Indian Accounting Standards prescribed under section 133 of the Act read with the Companies (Indian Accounting Standards) Rules, 2015, as amended, ("Ind AS") and other accounting principles generally accepted in India, of the state of affairs of the Company as at 31st March, 2022; the Profit and total comprehensive income, changes in equity and its cash flows for the year ended on that date.

##### Basis for Opinion:

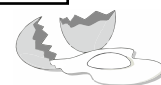
We conducted our audit in accordance with the Standards on Auditing (SAs) specified under Section 143(10) of the Companies Act, 2013. Our responsibilities under those Standards are further described in the Auditor's Responsibilities for the Audit of the Standalone Financial Statements section of our report. We are independent of the Company in accordance with the Code of Ethics issued by the Institute of Chartered Accountants of India together with the ethical requirements that are relevant to our audit of the standalone financial statements under the provisions of the Companies Act, 2013 and the Rules thereunder, and we have fulfilled our other ethical responsibilities in accordance with these requirements and the Code of Ethics. We believe that the audit evidence we have obtained is sufficient and appropriate to provide a basis for our audit opinion on the standalone financial statements.

##### Key Audit Matters

Key audit matters are those matters that, in our professional judgement, were of most significance in our audit of the Standalone Financial Statements of the current period. These matters were addressed in the context of our audit of Standalone Financial Statements as a whole, and in forming our opinion thereon and we do not provide a separate opinion on these matters. We have determined the matters described below to be the key audit matters to be communicated in our report.



S No	Key Audit Matter	How our audit addressed the key audit matter
1	<p><b>Inventory Existence and Valuation:</b></p> <p>As on 31st March 2022, the Company carries inventories to the tune of Rs.92.77 crores.</p> <p>We considered the amount of inventories as a key audit matter given the relative size of the balance in the financial statements.</p> <p>Also there are complexities and manual process involved in determining inventory quantities on hand and valuation of the same due to the diverse &amp; numerous inventory products and stocks held in overseas branch and price fluctuations of products. Therefore inventory quantities and valuation is identified as a key audit matter.</p>	<ul style="list-style-type: none"> <li>● We have attended inventory counts for certain products, which we have selected based on financial significance and risk, observed management's inventory count procedures to assess the effectiveness, selected a sample of inventory products and compared the quantities counted to the quantities recorded and ensured inventory adjustments, if any, are recorded in the books of accounts.</li> <li>● With regard to the stocks held in the overseas branch, we have received the certificate from the overseas branch auditor and obtained management representation and verified the relevant documents relating to goods sent from head office to the branch.</li> <li>● Reviewed the internal audit report regarding physical verification of inventories and traced adjustments on sample basis.</li> <li>● Comparative analysis of inventory as at the end of the year with the inventory at the beginning of the year.</li> <li>● We assessed whether the management's controls relating to inventory's valuation are appropriately designed and implemented and verified the correctness of valuation made by the management on a sample basis, with regard to the cost and net realizable value of inventory.</li> </ul>
2	<p><b>Amortisation of livestock:</b></p> <p>For the company, the primary raw material is the egg, which was used to be acquired from outside in large quantities and was also produced in-house in small quantities by the poultry farm owned by the company in earlier years. However, for the past 2 years, the company has started operating certain additional poultry farms and feed mills by taking the same on lease.</p>	<ul style="list-style-type: none"> <li>● Examined the method used to amortize the livestock expenses with reference to the company's historical experience and technical evaluation by internal experts (doctors) appointed by management.</li> <li>● Evaluated the rationale in arriving at the amortization rate with regard to the number of eggs expected from birds during the laying stage, residual value of culled birds, manner and timing of amortization.</li> </ul>



S No	Key Audit Matter	Auditor's Response
	<p>The amortization of livestock during the year amounts to 14.76 crores. Also there are complexities and manual process involved in arriving at the amortization rate considering a variety of factors such as age, productivity of the birds, life of birds, residual value, if any, etc., Therefore amortization of livestock is identified as a key audit matter.</p>	<ul style="list-style-type: none"> <li>● Analyzed the flow of transactions starting from accumulating the various expenditure incurred for raising the birds such as feeds, medicines, vaccines, growing and supervision charges, etc., till the birds attain laying stage. After the birds starts laying eggs, the expenses so accumulated are amortized over the useful life of the birds in proportion to the eggs laid after adjusting for the residual value of culled birds on the basis of past experiences and estimation.</li> <li>● Assessed the objectivity and competence of the Company's internal experts involved in the process.</li> </ul>
3	<p><b>Evaluation of Contingent liabilities:</b></p> <p>The company has an uncertain direct &amp; indirect tax position and other contingent liabilities in respect of bills discounted which involve significant judgment to determine the possible outcome of these matters.</p>	<ul style="list-style-type: none"> <li>● Obtained the details of completed direct &amp; indirect tax assessments and demands as on 31.03.2022 from the management.</li> <li>● We have also reviewed the company's correspondences and appellate documents and considered legal precedence and other rulings in evaluating management's position on these uncertain tax positions</li> <li>● In respect of bills discounted, analyzed the history of the business transactions of the company with the debtors whose bills were discounted and the trend of payments made by the debtors in the past and also had taken into account the transactions occurring after the balance sheet date in assessing the recoverability of debtors for the bills discounted.</li> <li>● Ascertained the chances of crystallization of liability are probable / possible / remote and ensured appropriate disclosure under Notes on accounts.</li> </ul>



### **Information Other than the Financial Statements and Auditor's Report Thereon**

The Company's Board of Directors is responsible for the other information. The other information comprises the information included in the holding company's annual report, but does not include the standalone financial statements and our auditor's report thereon.

Our opinion on the standalone financial statements does not cover the other information and we do not express any form of assurance conclusion thereon.

In connection with our audit of the standalone financial statements, our responsibility is to read the other information and, in doing so, consider whether the other information is materially inconsistent with the standalone financial statements or our knowledge obtained in the audit or otherwise appears to be materially misstated. If, based on the work we have performed, we conclude that there is a material misstatement of this other information, we are required to report that fact. We have nothing to report in this regard.

### **Management's Responsibility for the Standalone financial statements:**

The Company's Board of Directors is responsible for the matters stated in Section 134(5) of the Companies Act, 2013 ("the Act") with respect to the preparation of these standalone financial statements that give a true and fair view of the financial position, financial performance, total comprehensive income, changes in equity and cash flows of the Company in accordance with the accounting principles generally accepted in India, including the Accounting Standards specified under Section 133 of the Act. This responsibility also includes maintenance of adequate accounting records in accordance with the provisions of the Act for safeguarding of the assets of the Company and for preventing and detecting frauds and other irregularities; selection and application of appropriate accounting policies; making judgments and estimates that are reasonable and prudent; and design, implementation and maintenance of adequate internal financial controls, that were operating effectively for ensuring the accuracy and completeness of the accounting records, relevant to the preparation and presentation of the standalone financial statements that give a true and fair view and are free from material misstatement, whether due to fraud or error.

In preparing the standalone financial statements, management is responsible for assessing the Company's ability to continue as a going concern, disclosing, as applicable, matters related to going concern and using the going concern basis of accounting unless management either intends to liquidate the Company or to cease operations, or has no realistic alternative but to do so.

Those Board of Directors are also responsible for overseeing the company's financial reporting process.

### **Auditor's Responsibility for the Audit of Standalone financial statements:**

Our objectives are to obtain reasonable assurance about whether the standalone financial statements as a whole are free from material misstatement, whether due to fraud or error, and to issue an auditor's report that includes our opinion. Reasonable assurance is a high level of assurance, but is not a guarantee that an audit conducted in accordance with SAs will always detect a material misstatement when it exists. Misstatements can arise from fraud or error and are considered material if, individually or in the aggregate, they could reasonably be expected to influence the economic decisions of users taken on the basis of these financial statements.



As part of an audit in accordance with SAs, we exercise professional judgment and maintain professional skepticism throughout the audit. We also:

- Identify and assess the risks of material misstatement of the standalone financial statements, whether due to fraud or error, design and perform audit procedures responsive to those risks, and obtain audit evidence that is sufficient and appropriate to provide a basis for our opinion. The risk of not detecting a material misstatement resulting from fraud is higher than for one resulting from error, as fraud may involve collusion, forgery, intentional omissions, misrepresentations, or the override of internal control.
- Obtain an understanding of internal controls relevant to the audit in order to design audit procedures that are appropriate in the circumstances. Under section 143(3)(i) of the Act, we are also responsible for expressing our opinion on whether the Company has adequate internal financial controls system in place and the operating effectiveness of such controls.
- Evaluate the appropriateness of accounting policies used and the reasonableness of accounting estimates and related disclosures made by management.
- Conclude on the appropriateness of management's use of the going concern basis of accounting and, based on the audit evidence obtained, whether a material uncertainty exists related to events or conditions that may cast significant doubt on the Company's ability to continue as a going concern. If we conclude that material uncertainty exists, we are required to draw attention in our auditor's report to the related disclosures in the standalone financial statements or, if such disclosures are inadequate, to modify our opinion. Our conclusions are based on the audit evidence obtained up to the date of our auditor's report. However, future events or conditions may cause the company to cease to continue as a going concern.
- Evaluate the overall presentation, structure and content of the standalone financial statements, including the disclosures, and whether the standalone financial statements represent the underlying transactions and events in a manner that achieves fair presentation.

We communicate with those charged with governance regarding, among other matters, the planned scope and timing of the audit and significant audit findings, including any significant deficiencies in internal control that we identify during our audit.

We also provide those charged with governance with a statement that we have complied with relevant ethical requirements regarding independence, and to communicate with them all relationships and other matters that may reasonably be thought to bear on our independence, and where applicable, related safeguards.

From the matters communicated with those charged with governance, we determine those matters that were of most significance in the audit of the standalone financial statements of the current period and are therefore the key audit matters. We describe these matters in our auditor's report unless law or regulation precludes public disclosure about the matter or when, in extremely rare circumstances, we determine that a matter should not be communicated in our report because the adverse consequences of doing so would reasonably be expected to outweigh the public interest benefits of such communication.



**Other Matters:**

We did not audit the financial statements / information of 1 branch (Foreign branch) (In Russia) included in the standalone financial statements of the Company whose financial statements / financial information reflect total assets of Rs.2,93,85,311/- as at 31st March, 2022 and total revenues of Rs.45,09,21,592/- for the year ended on that date, as considered in the standalone financial statements. The financial statements/information of this branch have not been audited by us and has been audited by Russian Auditor whose audit report has been furnished to us and our opinion is based on those Financial Statements received from the Branch Office and certified by the Russian Auditor. Our opinion is not qualified / modified in respect of this matter.

**Report on Other Legal and Regulatory Requirements:**

- 1) As required by section 143(3) of the Act, we report that:
  - a) We have sought and obtained all the information and explanations which to the best of our knowledge and belief were necessary for the purpose of our audit.
  - b) In our opinion proper books of account as required by law have been kept by the Company so far as it appears from our examination of those books and proper returns adequate for the purposes of our audit have been received from the branches not visited by us.
  - c) The Balance Sheet, the Statement of Profit and Loss (including Other Comprehensive Income), Statement of Changes in Equity and the Statement of Cash Flow dealt with by this Report are in agreement with the books of account and with the returns received from the branches not visited by us.
  - d) In our opinion, the aforesaid standalone financial statements comply with the Indian Accounting Standards specified under Section 133 of the Act read with relevant rules issued thereunder.
  - e) On the basis of written representations received from the directors as on March 31, 2022 taken on record by the Board of Directors, none of the directors is disqualified as on March 31, 2022, from being appointed as a director in terms of Section 164(2) of the Act.
  - f) With respect to the adequacy of the internal financial controls with reference to standalone financial statements of the company and the operating effectiveness of such controls, refer to our separate report in "Annexure A";
  - g) With respect to the other matters to be included in the Auditor's Report in accordance with the requirements of section 197(16) of the Act, as amended, in our opinion and according to the information and the explanations given to us, the remuneration paid / provided by the company during the year to its directors is in accordance with the provisions of section 197 of the Act.
  - h) With respect to the other matters to be included in the Auditor's Report in accordance with Rule 11 of the Companies (Audit and Auditors) Rules, 2014, in our opinion and to the best of our information and according to the explanations given to us:





- i. The Company has disclosed the impact of pending litigations on its financial position in its Standalone Ind AS financial statements – Also Refer Note number 2(ii) of Notes on Accounts to the Standalone Ind AS financial statements;
  - ii. The Company did not have any long-term contracts including derivative contracts for which there were any material foreseeable losses.
  - iii. There has been no delay in transferring amounts, required to be transferred, to the Investor Education and Protection Fund by the Company.
  - iv. a) The management has represented that, to the best of its knowledge and belief, no funds have been advanced or loaned or invested (either from borrowed funds or share premium or any other sources or kind of funds) by the Company to or in any other persons or entities, including foreign entities (“Intermediaries”), with the understanding, whether recorded in writing or otherwise, that the intermediary shall:
    - directly or indirectly lend or invest in other persons or entities identified in any manner whatsoever (“Ultimate Beneficiaries”) by or on behalf of the Company or
    - provide any guarantee, security or the like to or on behalf of the Ultimate Beneficiaries.
  - b) The management has represented, that, to the best of its knowledge and belief, no funds have been received by the Company from any persons or entities, including foreign entities (“Funding Parties”), with the understanding, whether recorded in writing or otherwise, that the Company shall:
    - directly or indirectly, lend or invest in other persons or entities identified in any manner whatsoever (“Ultimate Beneficiaries”) by or on behalf of the Funding Party or
    - provide any guarantee, security or the like from or on behalf of the Ultimate Beneficiaries; and
  - c) Based on such audit procedures as considered reasonable and appropriate in the circumstances, nothing has come to our notice that has caused us to believe that the representations under sub-clause (iv) (a) and (iv) (b) contain any material mis-statement.
  - v. The final dividend proposed, declared and paid by the company during the year is in compliance with Section 123 of the Act, as applicable.
- 2) As required by the Companies (Auditor’s Report) Order, 2020 (“the Order”), issued by the Central Government of India in terms of sub-section (11) of section 143 of the Companies Act, 2013, we give in the “Annexure - B” a statement on the matters specified in paragraphs 3 and 4 of the Order, to the extent applicable.

Date : 30.05.2022  
Place : Erode

**N.PRASANNA VENKATESAN**  
CHARTERED ACCOUNTANT  
Membership No.235530  
UDIN : 21235530AAAACC7678



## ANNEXURE - A

**TO THE INDEPENDENT AUDITORS' REPORT ON THE STANDALONE FINANCIAL STATEMENTS OF SKM EGG PRODUCTS EXPORT (INDIA) LIMITED**

Referred to in paragraph 1(f) under Report on Other legal and Regulatory Requirements of our Report of even date

**Report on the Internal Financial Controls over Financial Reporting under Clause (i) of Sub-section 3 of Section 143 of the Companies Act, 2013 ("the Act")**

We have audited the internal financial controls with reference to Standalone Financial Statements of **M/s. SKM EGG PRODUCTS EXPORT (INDIA) LIMITED, ("the Company")** as of 31 March 2022 in conjunction with our audit of the Standalone financial statements of the Company as at and for the year ended on that date.

**Management's Responsibility for Internal Financial Controls:**

The Company's management is responsible for establishing and maintaining internal financial controls based on the internal control over financial reporting criteria established by the Company considering the essential components of internal control stated in the Guidance Note on Audit of Internal Financial Controls over Financial Reporting issued by the Institute of Chartered Accountants of India ('ICAI'). These responsibilities include the design, implementation and maintenance of adequate internal financial controls that were operating effectively for ensuring the orderly and efficient conduct of its business, including adherence to company's policies, the safeguarding of its assets, the prevention and detection of frauds and errors, the accuracy and completeness of the accounting records, and the timely preparation of reliable financial information, as required under the Companies Act, 2013.

**Auditors' Responsibility:**

Our responsibility is to express an opinion on the Company's internal financial controls over financial reporting based on our audit. We conducted our audit in accordance with the Guidance Note on Audit of Internal Financial Controls over Financial Reporting (the "Guidance Note") and the Standards on Auditing, issued by ICAI and deemed to be prescribed under section 143(10) of the Companies Act, 2013, to the extent applicable to an audit of internal financial controls, both applicable to an audit of Internal Financial Controls and, both issued by the Institute of Chartered Accountants of India. Those Standards and the Guidance Note require that we comply with ethical requirements and plan and perform the audit to obtain reasonable assurance about whether adequate internal financial controls over financial reporting was established and maintained and if such controls operated effectively in all material respects.

Our audit involves performing procedures to obtain audit evidence about the adequacy of the internal financial controls with reference to the financial statements of the company and their operating effectiveness. Our audit of internal financial controls over financial reporting included obtaining an understanding of internal financial controls over financial reporting, assessing the risk that a material weakness exists, and testing and evaluating the design and operating effectiveness of internal control based on the assessed risk. The procedures selected depend on the auditor's judgment, including the assessment of the risks of material misstatement of the standalone financial statements, whether due to fraud or error.



We believe that the audit evidence we have obtained is sufficient and appropriate to provide a basis for our audit opinion on the Company's internal financial controls system over financial reporting.

**Meaning of Internal Financial Controls over Financial Reporting:**

A company's internal financial control with reference to the financial statements of the company is a process designed to provide reasonable assurance regarding the reliability of financial reporting and the preparation of financial statements for external purposes in accordance with generally accepted accounting principles. A company's internal financial control over financial reporting includes those policies and procedures that (1) pertain to the maintenance of records that, in reasonable detail, accurately and fairly reflect the transactions and dispositions of the assets of the company; (2) provide reasonable assurance that transactions are recorded as necessary to permit preparation of financial statements in accordance with generally accepted accounting principles, and that receipts and expenditures of the company are being made only in accordance with authorizations of management and directors of the company; and (3) provide reasonable assurance regarding prevention or timely detection of unauthorized acquisition, use, or disposition of the company's assets that could have a material effect on the financial statements.

**Inherent Limitations of Internal Financial Controls with reference to Financial Statements:**

Because of the inherent limitations of internal financial controls with reference to the financial statements of the company, including the possibility of collusion or improper management override of controls, material misstatements due to error or fraud may occur and not be detected. Also, projections of any evaluation of the internal financial controls with reference to the financial statements of the company to future periods are subject to the risk that the internal financial control with reference to the financial statements of the company may become inadequate because of changes in conditions, or that the degree of compliance with the policies or procedures may deteriorate.

**Opinion:**

In our opinion, the Company has, in all material respects, an adequate internal financial controls system with reference to the financial statements of the company and such internal financial controls with reference to the financial statements of the company were operating effectively as at 31 March 2022, based on the internal control over financial reporting criteria established by the Company considering the essential components of internal control stated in the Guidance Note on Audit of Internal Financial Controls over Financial Reporting issued by the Institute of Chartered Accountants of India.

Date : 30.05.2022  
Place : Erode

**N.PRASANNA VENKATESAN**  
CHARTERED ACCOUNTANT  
Membership No.235530  
UDIN : 21235530AAAACC7678



**“ANNEXURE B”****TO THE INDEPENDENT AUDITOR'S REPORT ON THE STANDALONE INDAS FINANCIAL STATEMENTS OF SKM EGG PRODUCTS EXPORT (INDIA) LIMITED**

Referred to in Paragraph 2 under the Heading of “Report on Other Legal and Regulatory Requirements” section of our report of even date

1. a. A. The Company is maintaining proper records showing full particulars including quantitative details and situation of Property, Plant and Equipment:
    - B. The company does not have any intangible assets and hence the question of maintenance of records relating to intangible assets does not arise;
  - b. The Property, Plant and Equipment have been physically verified by the management at reasonable intervals and no material discrepancies were noticed on such verifications.
  - c. According to the information and explanations given to us and on the basis of our examination of the records of the company, the title deeds of immovable properties (other than properties where the company is the lessee and the lease agreements are duly executed in favour of the lessee) disclosed in the financial statements are held in the name of the Company.
  - d. The company has not revalued its Property, Plant and Equipment (including Right of Use assets) during the year.
  - e. No proceedings have been initiated or are pending against the company for holding any benami property under the Benami Transactions (Prohibition) Act, 1988 (45 of 1988) and rules made thereunder.
2. a. The Management has conducted physical verification of inventory at reasonable intervals. In our opinion the coverage and procedure of such verification by the management is appropriate and no discrepancies of 10% or more in the aggregate for each class of inventory were noticed on physical verification.
  - b. According to the information and explanations given to us and on the basis of our examination of the records of the company, the company has been sanctioned working capital limits in excess of five crore rupees, in aggregate, from banks on the basis of security of current assets. In our opinion, the quarterly returns or statements filed by the Company with such banks are in agreement with the books of account of the Company.
3. The Company during the year has not made investments in, provided any guarantee or security or granted any secured or unsecured loans to companies, firms, Limited Liability Partnerships or other parties during the year and hence the requirement to report under sub clauses (a) to (f) of this clause do not arise for consideration.



4. According to the information and explanations given to us and on the basis of our examination of the records, the Company has not granted any loans, or provided any guarantee or security as specified under Section 185 and 186 of the Companies Act, 2013. Further, the company has complied with the provisions of Section 186 of the Companies Act, 2013 in relation to the investments made.
5. The Company has not accepted any deposits or any amounts which are deemed to be deposits from the public and hence this clause is inapplicable.
6. According to the information and explanations given to us, the Central Government has not prescribed the maintenance of cost records under Section 148(1) of the Companies Act, 2013 for the products manufactured by it (and/ or services provided by it). Accordingly, this clause is not applicable to the company.
7.
  - a. According to the records of the company, the company is regular in depositing undisputed statutory dues including Goods and Services Tax, provident fund, employees state insurance, income-tax, sales-tax, service Tax, duty of customs, duty of excise, value added tax, cess and other statutory dues, to the extent applicable, with the appropriate authorities. According to the information and explanation given to us, no undisputed amounts payable in respect of the aforesaid dues were outstanding as at 31st March, 2022 for a period of more than six months from the date they became payable.
  - b. Statutory dues referred to in sub-clause (a) on account of dispute, if any, pending as at 31st March, 2022 are given below:



<b>Nature of the Statute</b>	<b>Nature of dues</b>	<b>Forum where the dispute is pending</b>	<b>Period to which the amount relates</b>	<b>Amount ₹ Lakhs</b>
Central Excise Act, 1944	Excise Duty	CESTAT, Chennai	November, 2011 to March, 2014	5.59
Income Tax Act, 1961	Income Tax	High Court of Chennai	AY 2014-15 (FY 2013-14)	80.66
Finance Act, 1994	Service Tax	High Court of Chennai	January, 2005 to April, 2006	2.01
		High Court of Chennai	July, 2005 to March, 2006	7.93
		CESTAT, Chennai	April, 2006 to March, 2016	18.00
		Deputy Commissioner of Central Excise, Salem	April, 2014 to September, 2014	7.36
		CESTAT, Chennai	August, 2012 to March, 2015	43.97
		Assistant Commissioner of Central Excise & GST, Erode.	April, 2015 to March, 2017	39.64

8. According to the information and explanations given to us and on the basis of our examination of the relevant records of the company, there are no unrecorded transactions in the books of account which have been surrendered or disclosed as income during the year in the tax assessments under the Income Tax Act, 1961 (43of 1961).
9. On the basis of our examination of books of account and other relevant documents and according to the information and explanations given to us we report that:
  - (a) the company has not defaulted in repayment of loans or other borrowings or in the payment of interest thereon to any lender during the year.
  - (b) the company has not been declared as a wilful defaulter by any bank or financial institution or other lender.
  - (c) the term loans were applied for the purpose for which the loans were obtained.



- (d) the funds raised on short term basis have not been utilised for long term purposes.
  - (e) the company has not taken any funds from any entity or person on account of or to meet the obligations of its subsidiaries, associates or joint ventures.
  - (f) the company has not raised loans during the year on the pledge of securities held in its subsidiaries, joint ventures or associate companies.
10. (a) The company during the year has not raised any money by way of initial public offer or further public offer (including debt instruments) and hence this clause is inapplicable to the company.
- (b) The company has not made any preferential allotment or private placement of shares or convertible debentures (fully, partially or optionally convertible) during the year and hence this clause is inapplicable to the company.
11. (a) According to the information and explanation given to us and from the audit procedures adopted by us, we are of opinion that, no fraud by the company or no fraud on the company has been noticed or reported during the year.
- (b) Consequent to fraud not being noticed or reported during the year, no report under sub-section (12) of section 143 of the Companies Act has been filed by the auditors in Form ADT-4 as prescribed under rule 13 of Companies (Audit and Auditors) Rules, 2014 with the Central Government.
- (c) There is no whistle-blower complaints received during the year by the company;
12. The Company is not a “Nidhi company” and hence sub clauses (a) to (c) of this clauses are inapplicable to the company.
13. According to the information and explanation given to us, and on the basis of verification of books of accounts & financial statements, we are of the opinion that all transactions with the related parties are in compliance with Section 177 and 188 of the Companies Act, 2013, and the details have been disclosed in the financial statements as required by the applicable accounting standards.
14. (a) The company has an internal audit system commensurate with the size and nature of its business.
- (b) The reports of the Internal Auditors for the period under audit have been considered.
15. According to the information and explanation given to us and from our audit observation, we are of opinion that, the company has not entered into any non-cash transactions with its directors or persons connected with them and hence this clause is inapplicable to the company.



16. The company is not a Non-banking financial company and hence the company is not required to be registered under section 45-IA of the Reserve Bank of India Act, 1934 and hence the requirement to get registered under Reserve Bank of India Act, 1934 does not arise. The company is also not a Core Investment Company (CIC) as defined in the regulations made by the Reserve Bank of India. Hence sub clauses (a) to (d) of this clause is inapplicable to the company.
17. The company has not incurred any cash losses in the financial year and in the immediately preceding financial year.
18. There has not been any resignation of the statutory auditors during the year and hence this clause is inapplicable to the company.
19. On the basis of the financial ratios, ageing and expected dates of realisation of financial assets and payment of financial liabilities, other information accompanying the financial statements, the auditor's knowledge of the Board of Directors and management plans, we are of the opinion that no material uncertainty exists as on the date of the audit report and that the company is capable of meeting its liabilities existing at the date of balance sheet as and when they fall due within a period of one year from the balance sheet date.
20. On the basis of our examination of books of account and other relevant documents and according to the information and explanations given to us we report that there are no unspent amount relating to the Corporate Social Responsibility (CSR) provisions in accordance with Section 135 of the Act and hence the requirement to report under sub clauses (a) & (b) of this clause do not arise for consideration.

Date : 30.05.2022  
Place : Erode

**N.PRASANNA VENKATESAN**  
CHARTERED ACCOUNTANT  
Membership No.235530  
UDIN : 21235530AAAACC7678





**STANDALONE BALANCE SHEET AS AT 31.03.2022**

CIN : L01222TZ1995PLC006025

₹ Lakhs

Particulars	Note No.	As at 31.03.2022	As at 31.03.2021
<b>I. Assets</b>			
<b>(1) Non-current assets</b>			
(a) Property, Plant and Equipment	3(a&b)	7,037.59	6,937.99
(b) Capital work-in-progress	3(c)	118.47	227.13
(c) Financial Assets			
(i) Investments	4(a)	126.78	126.78
(ii) Loans	4(b)	95.90	112.62
(iii) Other Financial Assets	4(c)	133.02	146.81
<b>(2) Current assets</b>			
(a) Inventories	5	9,277.35	7,787.30
(b) Financial Assets			
(i) Investments	6(a)	1,547.05	1,530.22
(ii) Trade receivables	6(b)	2,084.47	1,206.53
(iii) Cash and cash equivalents	6(c)	1,768.40	1,044.20
(iv) Bank balances other than (iii) above	6(d)	68.48	51.10
(v) Loans	6(e)	270.99	776.45
(c) Other current assets	7	196.96	365.99
<b>Total Assets</b>		<b>22,725.46</b>	<b>20,313.12</b>
<b>II. EQUITY AND LIABILITIES</b>			
<b>Equity</b>			
(a) Equity Share capital	8(a)	2,633.00	2,633.00
(b) Other Equity	8(b)	9,146.60	8,624.10
<b>LIABILITIES</b>			
<b>(1) Non-current liabilities</b>			
(a) Financial Liabilities			
(i) Borrowings	9(a)	434.01	147.32
(a) Lease Liabilities - Non current	9(b)	507.94	713.83
(b) Provisions	10	25.36	43.29
(c) Deferred tax liabilities (Net)	11	542.93	542.98
<b>(2) Current liabilities</b>			
(a) Financial Liabilities			
(i) Borrowings	12(a)	7,500.27	5,370.02
(ia) Lease Liabilities	12(b)	238.68	207.13
(ii) Trade payables	12(c)		
(A) total outstanding dues of micro enterprises and small enterprises; and		12.04	4.12
(B) total outstanding dues of creditors other than micro enterprises and small enterprises.		1,263.13	1,436.97
(iii) Other financial liabilities	12(d)	68.48	51.10
(b) Other current liabilities	13	177.22	329.34
(c) Provisions	14	175.82	209.93
<b>Total Equity and Liabilities</b>		<b>22,725.46</b>	<b>20,313.12</b>

See accompanying Notes to the Financial Statements

FOR AND ON BEHALF OF THE BOARD

**N. PRASANNA VENKATESAN**  
Chartered Accountant  
Membership No. : 235530

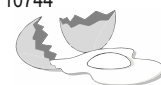
**SKM MAEILANANDAN**  
Executive Chairman & Whole Time Director

**SKM SHREE SHIVKUMAR**  
Managing Director

Place : Erode  
Date : 30.05.2022

**K.S.VENKATACHALAPATHY**  
Chief Financial Officer  
Membership No. : 029064

**P. SEKAR**  
Company Secretary  
Membership No.F10744



**STANDALONE STATEMENT OF PROFIT AND LOSS FOR THE PERIOD ENDED 31.03.2022**

CIN : L01222TZ1995PLC006025

₹ Lakhs

Particulars	Note No.	As at 31.03.2022	As at 31.03.2021
Revenue from operations	17	29,068.21	24,552.60
Other Income	18	889.20	1,295.16
<b>Total Income</b>		<b>29,957.41</b>	<b>25,847.76</b>
<b>EXPENSES</b>			
Cost of materials consumed	19	20,696.32	16,458.64
Purchases of Stock-in-Trade	20	206.08	231.65
Changes in inventories of finished goods, Stock-in -Trade and work-in-progress	21	(732.72)	(182.21)
Employee benefits expense	22	1,696.06	1,552.99
Finance costs	23	382.31	375.33
Depreciation and amortization expense	24	2,421.52	2,067.73
Other expenses	25	4,208.21	3,339.38
<b>Total expenses</b>		<b>28,877.79</b>	<b>23,843.51</b>
<b>Profit/(loss) before tax</b>		<b>1,079.62</b>	<b>2,004.26</b>
Tax expense:			
(1) Current tax	26(i)	292.93	548.85
(2) Deferred tax	26(ii)	0.18	(114.15)
<b>Profit/(loss) for the period</b>		<b>786.51</b>	<b>1,569.55</b>
<b>Other Comprehensive Income</b>			
(A) Items that will not be reclassified to Statement of Profit and loss			
(i) Re measurement of Defined Benefit Plans		(0.96)	2.28
(ii) Income tax relating to items that will not be reclassified to Statement of Profit and loss		(0.24)	0.57
(B) Items that will be reclassified to Statement of Profit and loss		-	-
(i) Income tax relating to items that will be reclassified to Statement of Profit and loss		-	-
<b>Total Comprehensive Income for the year</b>		<b>785.79</b>	<b>1,571.26</b>
Earning per equity share of face value Rs.10 each	27		
Basic (in Rs)		2.99	5.96
Diluted (in Rs)		2.99	5.96

See accompanying Notes to the Financial Statements

**FOR AND ON BEHALF OF THE BOARD**

**N. PRASANNA VENKATESAN**  
Chartered Accountant  
Membership No. : 235530

**SKM MAEILANANDAN**  
Executive Chairman & Whole Time Director

**SKM SHREE SHIVKUMAR**  
Managing Director

**K.S.VENKATACHALAPATHY**  
Chief Financial Officer  
Membership No. : 029064

**P. SEKAR**  
Company Secretary  
Membership No.F10744

Place : Erode  
Date : 30.05.2022



**SKM EGG PRODUCTS EXPORT (INDIA) LIMITED**
**Statement of Changes in Equity**
**A. Equity Share Capital**

₹ Lakhs

Balance at the beginning of the reporting period (i.e. 1st April, 2021)	Changes in equity share capital during the year 2021-22	Balance at the end of the reporting period (i.e. 31st March, 2022)
2,633.00	-	2,633.00
Balance at the beginning of the reporting period (i.e. 1st April, 2020)	Changes in equity share capital during the year 2020-21	Balance at the end of the reporting period (i.e. 31st March, 2021)
2,633.00	-	2,633.00

**B. Other Equity**
**As on 31st March 2022**

₹ Lakhs

Particulars	Reserves & Surplus				
	Securities Premium	General Reserve	Retained Earnings	Other Comprehensive Income	Total
Balance at the beginning of the reporting period (i.e. 1st April, 2021)	4.01	4.33	8,544.09	71.68	8,624.10
Total Comprehensive Income for the year	-	-	786.51	(0.72)	785.79
Dividends			(263.30)		(263.30)
Balance at the end of the reporting period (i.e. 31st March, 2022)	4.01	4.33	9,067.30	70.96	9,146.60

**As on 31st March 2021**

₹ Lakhs

Particulars	Reserves & Surplus				
	Securities Premium	General Reserve	Retained Earnings	Other Comprehensive Income	Total
Balance at the beginning of the reporting period (i.e. 1st April, 2020)	4.01	4.33	7,106.19	69.97	7,184.49
Total Comprehensive Income for the year	-	-	1,569.55	1.71	1,571.26
Dividends			(131.65)		(131.65)
Balance at the end of the reporting period (i.e. 31st March, 2021)	4.01	4.33	8,544.09	71.68	8,624.10

as per our report of even date

**FOR AND ON BEHALF OF THE BOARD**

**N. PRASANNA VENKATESAN**  
Chartered Accountant  
Membership No. : 235530

**SKM MAEILANANDAN**  
Executive Chairman & Whole Time Director

**SKM SHREE SHIVKUMAR**  
Managing Director

**K.S.VENKATACHALAPATHY**  
Chief Financial Officer  
Membership No. : 029064

**P. SEKAR**  
Company Secretary  
Membership No.F10744

Place : Erode  
Date : 30.05.2022



**CASH FLOW STATEMENT FOR THE PERIOD FROM 1ST APRIL, 2021 TO 31ST MARCH, 2022**

₹ Lakhs

Particulars	31-03-2022	31-03-2021
<b>CASH FLOW FROM OPERATING ACTIVITIES:</b>		
Net Profit Before Tax as per Statement of Profit and Loss	1,079.62	2,004.26
Adjusted for:		
Depreciation	945.26	919.04
Financial Cost	382.31	375.33
(Profit) / Loss on Sale of Assets	-	31.16
(Profit) / Loss on Sale of Investments	(42.09)	(11.63)
Unrealised (Gain) / Loss on Sale of Investments	(30.26)	(18.71)
Interest income	(36.60)	(83.75)
<b>Operating profit before Working capital changes</b>	<b>2,298.25</b>	<b>3,215.70</b>
Adjusted for:		
Trade & Other Receivables	(172.94)	180.33
Inventories	(1,490.06)	(746.32)
Trade & Other Payables	(353.66)	200.91
<b>Cash Generated from Operations</b>	<b>281.60</b>	<b>2,850.62</b>
Taxes Paid (Net)	(292.93)	(548.85)
<b>Net Cash from / (used in) Operating Activities - A</b>	<b>(11.33)</b>	<b>2,301.77</b>
<b>CASH FLOW FROM INVESTING ACTIVITIES:</b>		
Purchase of Fixed Assets	(894.17)	(304.99)
Purchase of Current Investments	(1,230.06)	(2,244.89)
Sale of Current Investments	1,285.58	745.00
Sale of Fixed Assets	-	22.12
Interest income	36.60	83.75
<b>Net Cash from / (used in) Investing Activities - B</b>	<b>(802.05)</b>	<b>(1,699.01)</b>
<b>CASH FLOW FROM FINANCING ACTIVITIES:</b>		
Long Term Borrowings	394.24	(99.55)
Financial Cost (excluding Interest on lease Liability)	(316.44)	(293.57)
Lease Liability paid	(282.25)	(270.76)
Dividend paid	(263.30)	(131.65)
<b>Net Cash Flow from / (used in) Financing Activities - C</b>	<b>(467.75)</b>	<b>(795.53)</b>
Net Increase / (Decrease) in Cash and Cash equivalents	(1,281.12)	(192.77)
Opening Cash & Cash Equivalents	(4,164.35)	(3,971.58)
Closing Cash & Cash Equivalents	(5,445.48)	(4,164.35)

- Cash and cash equivalents include cash on hand, in banks and demand deposits with banks, net of outstanding bank overdrafts that are repayable on demand and are considered part of the Company's cash management system. Also refer note number 6(c) & 6(d).
- The above cashflow statement has been prepared following the indirect method as set out in Ind AS-7.

as per our report of even date

**FOR AND ON BEHALF OF THE BOARD**

**N. PRASANNA VENKATESAN**  
Chartered Accountant  
Membership No. : 235530

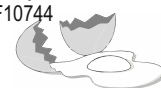
**SKM MAEILANANDAN**  
Executive Chairman & Whole Time Director

**SKM SHREE SHIVKUMAR**  
Managing Director

**K.S.VENKATACHALAPATHY**  
Chief Financial Officer  
Membership No. : 029064

**P. SEKAR**  
Company Secretary  
Membership No.F10744

Place : Erode  
Date : 30.05.2022



**NOTES TO THE STANDALONE FINANCIAL STATEMENTS FOR THE YEAR ENDED 31ST MARCH ' 2022****1. GENERAL INFORMATION & COMPANY BACKGROUND**

SKM Egg Products Export India Limited ("the company") is a public listed company incorporated and domiciled in India.

The address of its registered office is No.133, 133/1, Gandhiji Street, Erode - 638001 and the address of the principal place of business is Cholangapalayam, Erode which addresses are also disclosed in the introduction to the annual report. The Company has its primary listing with Bombay Stock Exchange and National Stock Exchange in India.

The Company is an Export Oriented Undertaking engaged in the production and sale of eggs and manufacture and sale of Egg Products. The company's revenue is mainly on account of export of egg products.

**SIGNIFICANT ACCOUNTING POLICIES:****BASIS OF PREPARATION AND PRESENTATION:**

The financial statements have been prepared on the historical cost basis except for the following assets and liabilities which have been measured at fair value amount :

- i) Certain financial assets and liabilities (including derivative instruments)
- ii) Defined benefit plans - plan assets

Historical cost is generally based on the fair value of the consideration given in exchange for goods and services. Fair value is the price that would be received to sell an asset or paid to transfer a liability in an orderly transaction between market participants at the measurement date. All assets and liabilities have been classified as current and non-current as per the Company's normal operating cycle. Based on the nature of transactions involving sale of goods to customers and time elapsed between deployment of resources and the realisation in cash and cash equivalents, the Company has considered an operating cycle of 12 months.

**STATEMENT OF COMPLIANCE:**

These financial statements have been prepared in accordance with Indian Accounting Standards ('Ind AS'), notified under Section 133 of the Companies Act, 2013 (the Act), read with the Companies (Indian Accounting Standards) Rules, 2015 and other relevant provisions of the Act.

Effective April 1, 2017, the Company has adopted all the applicable Ind AS Standards and the adoption was carried out in accordance with Ind AS 101, First Time adoption of Indian Accounting Standards, with April 1, 2016 as the transition date. The transition was carried out from Indian Accounting Principles Generally Accepted in India (Indian GAAP), as prescribed under Section 133 of the Act, read with Rule 7 of the Companies (Accounts) Rules, 2014 (Indian GAAP), which was the previous GAAP.

Accounting Policies have been consistently applied except where a newly issued Accounting Standard is initially adopted or a revision to an existing Accounting Standard requires a change in the Accounting Policy hitherto adopted.



**NOTES TO THE STANDALONE FINANCIAL STATEMENTS FOR THE YEAR ENDED 31ST MARCH ' 2022****FUNCTIONAL AND PRESENTATION CURRENCY**

The financial statements are presented in Indian rupees, the national currency of India, which is the functional currency of the company.

Figures are rounded off to the nearest lakhs with two decimal places.

**SUMMARY OF SIGNIFICANT ACCOUNTING POLICIES:****Inventories**

Inventories are valued in line with Ind AS 2 - Inventories. Items of inventories are measured at lower of cost and net realisable value after providing for obsolescence, if any, except in case of by-products which are valued at net realisable value. Cost of inventories comprises of cost of purchase, cost of conversion and other costs including manufacturing overheads net of recoverable taxes incurred in bringing them to their respective present location and condition. . The formula used for arriving at the cost for various items of inventories are as follows:

- i) Raw materials Weighted Average Cost
- ii) Packing Materials Weighted Average Cost
- iii) Additives Weighted Average Cost
- iv) Stores & Spares Weighted Average Cost
- v) Semi-finished goods Weighted Average Cost
- vi) Finished goods FIFO
- vii) Livestock Weighted Average Cost

**Revenue Recognition**

Revenue from sale of goods is recognised when the significant risks and rewards of ownership have been transferred to the buyer, recovery of the consideration is probable, the associated cost can be estimated reliably, there is no continuing effective control or managerial involvement with the goods, and the amount of revenue can be measured reliably.

Revenue from sale of goods is measured at the fair value of consideration received or receivable, taking into account contractually defined terms of payment and excluding taxes or duties collected on behalf of the government.

Revenue is recognised and expenditure is accounted for on their accrual

Sales of Finished goods, Eggs, Birds & Feeds are recognised on accrual basis and are accounted for in the books of accounts on the dates on which the goods are actually despatched from the Factory, Farm, Feedmill respectively.

**Interest Income :**

Interest income from a financial asset is recognised using effective interest rate method.



**NOTES TO THE STANDALONE FINANCIAL STATEMENTS FOR THE YEAR ENDED 31ST MARCH ' 2022****Dividend Income :**

Revenue on account of dividend income recognised when the Company's right to receive the payment has been established.

**Government grants / assistance :**

Revenue from grants, subsidies or government assistance in any form are recognised when the Company's right to receive the payment has been established.

"Grants from the Government are recognized at their fair market value where there is a reasonable assurance that the grant will be received and the company will comply with all attached conditions. Government grants receivable as compensation for expenses or financial support are recognized in profit or loss of the period in which it becomes available. "

Government grants relating to the purchase of property, plant and equipment are shown by way of reduction from the value of the Property, plant & equipment in accordance with the amended Ind AS 20 - Accounting for Government Grants and Disclosure of Government Assistance.

**Finance Cost**

Borrowing costs include exchange differences arising from foreign currency borrowings to the extent they are regarded as an adjustment to the interest cost. Borrowing costs that are directly attributable to the acquisition or construction of qualifying assets are capitalised as part of the cost of such assets. A qualifying asset is one that necessarily takes substantial period of time to get ready for its intended use.

Interest income earned on the temporary investment of specific borrowings pending their expenditure on qualifying assets is deducted from the borrowing costs eligible for capitalisation.

All other borrowing costs are charged to the Statement of Profit and Loss for the period for which they are incurred.

**Leases**

The Company, as a lessee, recognises a right of use asset and a lease liability for its leasing arrangements, if the contract conveys the right to control the use of an identified asset.

The contract conveys the right to control the use of an identified asset, if it involves the use of an identified asset and the Company has substantially all of the economic benefits from use of the asset and has right to direct the use of the identified asset. The cost of the right of use asset shall comprise of the amount of the initial measurement of the lease liability adjusted for any lease payments made at or before the commencement date plus any initial direct costs incurred. The right-of-use assets is subsequently measured at cost less any accumulated depreciation, accumulated impairment losses, if any and adjusted for any remeasurement of the lease liability. The right-of-use assets is depreciated using the straight-line method from the commencement date over the shorter of lease term or useful life of right-of-use asset.

The Company measures the lease liability at the present value of the lease payments that are not paid at the commencement date of the lease. The lease payments are discounted using the interest rate implicit in the lease, if that rate can be readily determined. If that rate cannot be readily determined, the Company uses incremental borrowing rate.



## NOTES TO THE STANDALONE FINANCIAL STATEMENTS FOR THE YEAR ENDED 31ST MARCH ' 2022

Lease liability and ROU asset are separately presented in the Balance Sheet and lease payments are classified as financing cash flows. At the date of commencement of the lease, the Company recognizes a right-of-use ("ROU") asset representing its right to use the underlying asset for the lease term and a lease liability for all lease arrangements in which it is a lessee except for leases with a term of 12 months or less (short term leases) and leases for which the underlying assets is of low value. For short-term and low value leases, the Company recognises the lease payments as an operating expense on a straight-line basis over the lease term.

### Earnings Per Share

Basic earnings per share is calculated by dividing the net profit after tax by the weighted average number of equity shares outstanding during the year. Diluted earnings per share adjusts the figures used in determination of basic earnings per share to take into account the conversion of all dilutive potential equity shares. Since the company does not have any potential equity shares, the basic earnings per share and diluted earnings per share are the same for the company.

### Provisions

Provisions are recognised when the company has a present obligation (legal or constructive) as a result of a past event, if it is probable that an outflow of resources embodying economic benefits will be required to settle the obligation and a reliable estimate can be made of the amount of the obligation.

If the effect of the time value of money is material, provisions are discounted using a current pre-tax rate that reflects, when appropriate, the risks specific to the liability. When discounting is used, the increase in the provision due to the passage of time is recognised as a finance cost.

### Tax Expenses:

The tax expense for the period comprises current and deferred tax. Tax is recognised in Statement of Profit and Loss, except to the extent that it relates to items recognised in the comprehensive income or equity. In which case, the tax is also recognised in other comprehensive income or equity.

### Current tax:

Current tax assets and liabilities are measured at the amount expected to be recovered from or paid to the taxation authorities based on the tax rates that are enacted or substantively enacted at the Balance Sheet date.

The current income tax expense includes income taxes payable by the Company and its branch in overseas. The current tax payable by the Company in India is the Indian income tax payable on income earned in India and from overseas branch. Current income tax payable by overseas branch of the Company is computed in accordance with the tax laws applicable in the jurisdiction in which the respective branch operates. The taxes paid are generally available for set off against the Indian income tax liability of the Company's worldwide income.

Advance taxes and provisions for current income taxes are presented in the balance sheet after off-setting advance tax paid and income tax provision arising in the same tax jurisdiction and where the relevant tax paying unit intends to settle the asset and liability on a net basis.





**NOTES TO THE STANDALONE FINANCIAL STATEMENTS FOR THE YEAR ENDED 31ST MARCH ' 2022****Deferred Tax:**

Deferred tax is recognised on temporary differences between the carrying amounts of assets and liabilities in the financial statements and the corresponding tax bases used in the computation of taxable profit.

Deferred tax liabilities and assets are measured at the tax rates that are expected to apply in the period in which the liability is settled or the asset realised, based on tax rates (and tax laws) that have been enacted or substantively enacted by the end of the reporting period. The carrying amount of Deferred tax liabilities and assets are reviewed at the end of each reporting period.

**Cash Flow Statements**

Cash Flow Statement has been prepared under "Indirect Method". For the purposes of the cash flow statement, cash and cash equivalents include cash on hand, in banks and demand deposits with banks, net of outstanding bank overdrafts that are repayable on demand and are considered part of the Company's cash management system. In the balance sheet, bank overdrafts are presented under borrowings within current liabilities.

**Property, plant & equipment:**

Property, plant & equipment are stated at cost, net of recoverable taxes, trade discount and rebates less accumulated depreciation and impairment losses, if any. Such cost includes purchase price, borrowing cost and any cost directly attributable to bringing the assets to its working condition for its intended use, net changes on foreign exchange contracts and adjustments arising from exchange rate variations attributable to the assets.

Subsequent costs are included in the asset's carrying amount or recognised as a separate asset, as appropriate, only when it is probable that future economic benefits associated with the item will flow to the entity and the cost can be measured reliably.

Expenses incurred relating to project, net of income earned during the project development stage prior to its intended use are considered as pre-operative expenses and disclosed under Capital Work-in-progress

Depreciation on property, plant & equipment is provided on straight line method as per the useful life prescribed in Schedule II of the Companies Act 2013, except for imported plant & machinery for which the useful life has been taken based upon the technical evaluation by the expert committee on the useful life of the assets. In respect of assets added/adjusted during the year, depreciation is provided on pro-rata basis.

The residual values, useful lives and method of depreciation of property, plant & equipment are reviewed at each financial year end and adjusted prospectively, if appropriate.

Gains or losses arising from derecognition of a property, plant & equipment are measured as the difference between the net disposal proceeds and the carrying amount of the asset and are recognised in the Statement of Profit and Loss when the asset is derecognised.



**NOTES TO THE STANDALONE FINANCIAL STATEMENTS FOR THE YEAR ENDED 31ST MARCH ' 2022****Foreign currencies transactions and translation:**

Transactions in foreign currencies are recorded at the exchange rate prevailing on the dates of transaction. Monetary assets and liabilities denominated in foreign currencies are translated at the functional currency closing rates of exchange at the reporting rate.

Exchange differences arising on settlement or translation of monetary items are recognised in Statement of Profit and Loss except to the extent of exchange differences which are regarded as an adjustment to interest costs on foreign currency borrowings that are directly attributable to the acquisition or construction of qualifying assets, are capitalized as cost of assets.

Non-monetary items that are measured in terms of historical cost in a foreign currency are recorded using exchange rates at the date of transaction. Non-monetary items measured at fair value in a foreign currency are translated using the exchange rates at the date when the fair value was measured. The gain or loss arising on translation of non-monetary items measured at fair value is treated in line with recognition of the gain or loss on the change in fair value of the item (i.e., translation differences on items whose fair value gain or loss is recognised in OCI or Statement of Profit and Loss are also recognised in OCI or Statement of Profit and Loss, respectively.

**Employee Benefits Expense:****Short Term Employment Benefits:**

The undiscounted amount of short term employee benefits expected to be paid in exchange for the services rendered by employees are recognised as an expense during the period when the employees render the services.

**Post-Employment Benefits:****Defined Contribution Plans:**

A defined contribution plan is a post-employment benefit plan under which the company pays specified contributions to the specific entity. The company makes specified monthly contributions towards Provident Fund and Pension Scheme. The company's contribution is recognised as an expense in the Statement of Profit and Loss during the period in which the employee renders the related service.

**Defined benefit plans:**

The gratuity liability amount is contributed to the gratuity fund approved by the respective IT authorities. The present value of the obligation is determined based on actuarial valuation using the Projected Unit credit method, which recognizes each period of service as giving rise to additional unit of employee benefit entitlement and measures each unit separately to build up the final obligation.

The estimates of rate of escalation in salary considered in actuarial valuation, take into account inflation, seniority, promotion and other relevant factors including supply and demand in the employment market.



**NOTES TO THE STANDALONE FINANCIAL STATEMENTS FOR THE YEAR ENDED 31ST MARCH ' 2022****Impairment of non-financial assets - property, plant and equipment:**

The company assesses at each reporting date as to whether there is any indication that any property, plant and equipment or group of assets, called cash generating units (CGU) may be impaired. If any such indication exists, the recoverable amount of an asset or CGU is estimated to determine the extent of impairment, if any. When it is not possible to estimate the recoverable amount of an individual asset, the company estimates the recoverable amount of the CGU to which the asset belongs.

An impairment loss is recognised in the Statement of Profit and Loss to the extent, asset's carrying amount exceeds the recoverable amount. The recoverable amount is the higher of an asset's fair value less cost of disposal and value in use. Value in use is based on the estimated future cash flows, discounted to their present value using pre-tax discount rate that reflects current market assessments of the time value of money and risk specific to the assets. The impairment loss recognised in prior accounting period is reversed if there has been a change in the estimate of recoverable amount.

**Events after the reporting period**

"Where events occurring after the Balance Sheet date provide evidence of conditions that existed at the end of the reporting period, the impact of such events is adjusted within the financial statements. Otherwise, events after the Balance Sheet date of material size and of nature are only disclosed."

**CRITICAL ACCOUNTING JUDGMENTS AND KEY SOURCES OF ESTIMATION UNCERTAINTY**

The preparation of the company's financial statement requires management to make judgement, estimates and assumptions that affect the reported amount of revenue, expenses, assets and liabilities and the accompanying disclosures. Uncertainty about these assumptions and estimates could result in outcomes that require a material adjustment to the carrying amount of assets or liabilities affected in future periods.

**Depreciation / amortisation and useful lives of property, plant and equipment and Livestock:**

Property, plant and equipment / Livestock are depreciated / amortised over their estimated useful lives, after taking into account estimated residual value. Management reviews the estimated useful lives and residual values of the assets annually in order to determine the amount of depreciation / amortisation to be recorded during any reporting period. The useful lives and residual values are based on the company's historical experience with similar assets and take into account anticipated technological changes. The depreciation / amortisation for the future periods is revised if there are significant changes from previous estimates.

**Recoverability of trade receivable:**

Judgements are required in assessing the recoverability of overdue trade receivables and determining whether a provision against those receivables is required. Factors considered include the credit rating of the counterparty, the amount and timing of anticipated future payments and any possible actions that can be taken to mitigate the risk of non-payment.

**Provisions:**

Provisions and liabilities are recognized in the period when it becomes probable that there will be a future outflow of funds resulting from past operations or events and the amount of cash outflow can be reliably estimated. The timing of recognition



**NOTES TO THE STANDALONE FINANCIAL STATEMENTS FOR THE YEAR ENDED 31ST MARCH ' 2022**

and quantification of the liability requires the application of judgement to existing facts and circumstances, which can be subject to change. The carrying amounts of provisions and liabilities are reviewed regularly and revised to take account of changing facts and circumstances.

**Impairment of non-financial assets:**

The company assesses at each reporting date whether there is an indication that an asset may be impaired. If any indication exists, the company estimates the asset's recoverable amount. An asset's recoverable amount is the higher of an asset's or Cash Generating Units (CGU's) fair value less costs of disposal and its value in use. It is determined for an individual asset, unless the asset does not generate cash inflows that are largely independent of those from other assets or a group of assets. Where the carrying amount of an asset or CGU exceeds its recoverable amount, the asset is considered impaired and is written down to its recoverable amount.

In assessing value in use, the estimated future cash flows are discounted to their present value using pre-tax discount rate that reflects current market assessments of the time value of money and the risks specific to the asset. In determining fair value less costs of disposal, recent market transactions are taken into account, if no such transactions can be identified, an appropriate valuation model is used.

**Impairment of financial assets:**

The impairment provisions for financial assets are based on assumptions about risk of default and expected cash loss rates. The company uses judgement in making these assumptions and selecting the inputs to the impairment calculation, based on company's past history, existing market conditions as well as forward looking estimates at the end of each reporting period.

**Global Health Pandemic on COVID-19:**

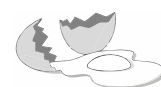
The outbreak of corona virus (COVID-19) pandemic globally and in India has caused significant disturbance and slowdown of economic activity. Particularly, the Company's export operations and export revenue during the period were impacted due to COVID-19. The Company has taken into account the possible impact of COVID-19 in preparation of financial statements, including its assessment of recoverable value of its assets based on internal and external information upto the date of approval of these financial statements and current indicators of future economic conditions.

**Accounting for Government Grants and Disclosure of Government Assistance:**

The Government Grants are accounted in line with IND AS 20 - "Accounting for Government Grants and Disclosure of Government Assistance".

Unfulfilled conditions and other contingencies attaching to government assistance that has been recognised - Nil.

The grant was received towards the acquisition of PPE (Property, Plant & equipments) during the years spanning from 2018-19 to 2020-21 and accordingly treated as a capital grant and adjusted against the cost. The value of Property, Plant & Equipments is disclosed net of government grants received from MOFPI (Ministry of Food Processing Industries) of Rs.488.72 lakhs.



**NOTES TO THE STANDALONE FINANCIAL STATEMENTS FOR THE YEAR ENDED 31ST MARCH ' 2022****Borrowings secured against current assets:**

The company has borrowings from banks on the basis of security of current assets. The quarterly returns or statements of current assets filed by the company with banks are in agreement with the books of accounts.

**APPROVAL OF FINANCIAL STATEMENTS:**

The Financial Statements were approved for issue by the board of directors at their meeting held on 30.05.2022.

**DETAILS OF LOANS GIVEN, INVESTMENTS MADE AND GUARANTEE GIVEN COVERED UNDER SECTION 186(4) OF THE COMPANIES ACT 2013**

- i) Loans given - Nil
- ii) Investments made

Particulars	No of Shares	Value
SKM Europe BV Netherlands - Subsidiary Company	15,300	Euros 15,300
SKM Universal Marketing Company India Private Limited-Associate Company	7,89,700	Rs.78,70,000

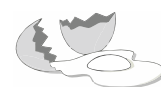
- iii) Corporate Guarantees - Nil

**Ind AS - 12 - Income Taxes**

Consequent to the appeal preferred by the income tax department with the Honourable ITAT, Chennai for the Assessment Year 2014-15, the appeal hitherto allowed in favour of the company by CIT (Appeals) was dismissed by the Income Tax Appellate Tribunal and verdict was pronounced in favour of the income tax department. Hence, an amount of Rs.80.66 lakhs demand (net of refund receivable) had arisen. However, the company had filed an appeal against this ITAT order with the High Court of Chennai. since the company is confident of coming out successful in the Appeals as per the advice taken from the legal experts, no provision have been made in the books for the said income tax liability and disclosed as a contingent liability.

Last year the company had informed that the carried forward losses under the Income Tax Act,1961 of the earlier assessment year A.Y.2013-14 amounting to Rs.3.59 crores have been reduced by the Assessing Officer while completing the assessment by making some adjustments to the returned Loss and that the Company has preferred appeals before the immediate superior authority which appeals are pending for disposal as on the date of the financial reports and since the adjustments have resulted only in the reduction of carry forward losses, there is no immediate demand raised and hence, conservatively the said losses have not been considered while filing return of income for the relevant assessment years and that the tax impact on account of the said issue would be approximately Rs.1.20 crores. The matter is still pending before the Commissioner of Income Tax Appeals - NFAC, New Delhi for disposal.

During the financial year, a search operation was carried out by the Investigation Wing, Chennai on the Assessee. However no incriminating materials were found as to the undisclosed income. The search related assessment is yet to commence at



**NOTES TO THE STANDALONE FINANCIAL STATEMENTS FOR THE YEAR ENDED 31ST MARCH ' 2022**

the Assessment Circle being the Central Circle, Salem to which office the assessment has been centralised and the assessment proceedings are yet to commence as on the date of approval of the financial statements by the Board of Directors.

**Amendments:****Ind AS - 16 - Property Plant and equipment :**

The amendment clarifies that excess of net sale proceeds of items produced over the cost of testing, if any, shall not be recognised in the profit or loss but deducted from the directly attributable costs considered as part of cost of an item of property, plant and equipment. The effective date for adoption of this amendment is annual periods beginning on or after April 1, 2022. The Company has not earned any revenue from test runs of assets capitalised/work in progress during the year.

The amendments carried out with respect to the following Ind AS did not have any significant impact on the financial statements of the company for the year:

Ind AS 103 - Business combinations

Ind AS 37 - Provisions, Contingent liabilities & contingent assets

Ind AS 109 - Financial Instruments

Ind AS 116 - Leases

**Amendment to Division II to Schedule III:**

MCA vide notification dated 24.03.2021 made certain modifications to Schedule II (Division II) disclosure requirements and certain additional disclosure requirements to Financial statements have been introduced. These amendments are effective and applicable for the financial statements from 01.04.2021. Accordingly, these amendments have been considered necessary disclosures that are applicable have been made. The comparatives have also been presented in line with the amendments made to Division II Schedule III.



**NOTES TO THE STANDALONE FINANCIAL STATEMENTS FOR THE  
YEAR ENDED 31ST MARCH ' 2022**

**2. CONTINGENT LIABILITIES & COMMITMENTS:**

₹ Lakhs

Particulars	As at 31.03.2022	As at 31.03.2021
(a) Claims against the company / disputed liabilities not acknowledged as debts:		
i) Income Tax Liability	<b>80.66</b>	-
ii) Service Tax Liability	<b>118.91</b>	118.91
iii) Excise Duty Liability	<b>5.59</b>	5.59
(b) Other money for which the Company is contingently liable:		
i) Liability in respect of bills discounted with banks	<b>903.23</b>	795.64

No provision has been made in respect of the above demand of Income Tax, Excise Duties and Service Tax, for which the company has filed appeals with various Higher Appellate Forums, against the orders of the Lower Authorities since the company is confident of coming out successful in the Appeals as per the advice taken from the legal experts.



NOTES TO THE STANDALONE FINANCIAL STATEMENTS FOR THE YEAR ENDED 31ST MARCH ' 2022

03. PROPERTY, PLANT & EQUIPMENT

₹ Lakhs

S. No.	Particulars	Gross Block				Depreciation			Net Block	
		01.04.2021	Addition during the year	Deduction during the year	31.03.2022	01.04.2021	Depreciation for the year	Deduction / Adjustment during the year	31.03.2022	31.03.2021
(a)	<b>Tangible Assets</b> (Own assets)									
	Land	372.10	-	-	372.10	-	-	-	372.10	372.10
	Building	4,397.63	8.09	-	4,405.72	1,911.36	-	2,041.61	2,364.10	2,486.27
	Plant & Machinery	8,954.20	936.48	-	9,890.68	6,275.91	-	6,721.88	3,168.80	2,678.29
	Electrical Installation and equipments	752.76	5.56	-	758.32	703.95	-	709.06	49.26	48.81
	Lab Equipment	405.18	0.59	-	405.78	283.80	-	308.35	97.43	121.38
	Office Equipment	170.12	2.42	-	172.54	150.96	-	157.88	14.66	19.15
	Computers	342.69	3.80	-	346.49	247.71	-	286.17	60.32	94.98
	Furniture & Fixtures	117.37	3.99	-	121.36	81.83	-	87.91	33.46	35.54
	Motor Vehicles	462.56	41.89	-	504.46	259.67	-	302.67	201.79	202.89
	<b>SUB TOTAL (a)</b>	15,974.61	1,002.83	-	16,977.44	9,915.19	-	10,615.52	6,361.91	6,059.42
(b)	<b>Tangible Assets</b> (Right to Use Assets)									
	Plant & Machinery	1,109.95	42.04	-	1,151.99	231.38	-	476.31	675.68	878.57
	<b>SUB TOTAL (b)</b>	1,109.95	42.04	-	1,151.99	231.38	-	476.31	675.68	878.57
(c)	<b>Capital Work-in-progress</b>									
	Plant & Machinery	131.86	363.05	494.91	0.00	-	-	-	0.00	131.86
	Others	95.27	147.54	124.34	118.47	-	-	-	118.47	95.27
	<b>SUB TOTAL (c)</b>	227.13	510.59	619.25	118.47	-	-	-	118.47	227.13
	<b>Total (a+b+c)</b> (Current Year)	<b>17,311.69</b>	<b>1,555.45</b>	<b>619.25</b>	<b>18,247.89</b>	<b>10,146.57</b>	<b>-</b>	<b>11,091.83</b>	<b>7,156.06</b>	<b>7,165.12</b>
	(Previous Year)	16,051.23	1,638.50	378.04	17,311.69	9,328.73	101.20	10,146.57	7,165.12	6,722.49





**NOTES TO THE STANDALONE FINANCIAL STATEMENTS FOR THE YEAR ENDED 31ST MARCH ' 2022****Depreciation:**

Depreciation has been provided under Straight Line Method on the basis of useful lives prescribed under Schedule II of the Companies Act, 2013, except for the Imported Plant & Machinery, whose useful life is different from that prescribed in Schedule II of the Companies Act, 2013 and its useful life is adopted on the basis of engineering & other expert guidance and depreciated accordingly as follows:

Imported Plant & Machinery acquired upto 31.03.2007	Useful life - 25 years
Imported Plant & Machinery acquired from 01.04.2007 to 31.03.2015	Useful life - 20 years

**Impairment of Assets :**

The recoverable amount of the CGU is determined on the basis of Fair Value less Cost of Disposal (FVLCD). The FVLCD of the CGU is determined based on the market capitalization approach, using the turnover and earnings multiples derived from observable market data. The fair value measurement is categorized as a level 3 fair value based on the inputs in the valuation techniques used.

Based on the above, no impairment was identified as of March 31, 2022 and 2021 as the recoverable value of the CGUs exceeded the carrying value. Further, none of the CGU's tested for impairment as of March 31, 2022 and 2021 were at risk of impairment. An analysis of the calculation's sensitivity to a change in the key parameters (revenue growth, operating margin, discount rate and long-term growth rate) based on reasonably probable assumptions, did not identify any probable scenarios where the CGU's recoverable amount would fall below its carrying amount.

**Mortgage / Charge on Property, plant & equipments:**

Plant & Machinery are under the first charge on account of the Term Loan with banks.

The property, plant & equipments are under the second charge for short term borrowings with banks.

**Government Grants:**

The value of property, plant & equipments is disclosed net of government grants received from MOFPI (Ministry of Food Processing Industries) of Rs.4,88,72,000/- during 2018-19 to 2020-21.



**NOTES TO THE STANDALONE FINANCIAL STATEMENTS FOR THE YEAR ENDED 31ST MARCH ' 2022**

₹ Lakhs

Particulars	As at 31.03.2022	As at 31.03.2021
<b>04 (a) INVESTMENTS</b>		
<b>Investment measured at cost:</b>		
In equity shares of subsidiary company:		
SKM Europe BV , The Netharlands of Euro 1 each		
Number of Units	15,300	15,300
Value (Rs)	8.33	8.33
In equity shares of associate company:		
SKM Universal Marketing Company India Private Limited of Rs.10 each		
Number of Units	7,89,700	7,89,700
Value (Rs)	118.46	118.46
Aggregate amount of quoted investments	-	-
Aggregate amount of unquoted investments	126.78	126.78
Investment measured at cost	126.78	126.78
Investment measured at amortised cost	-	-
<b>Total</b>	<b>126.78</b>	<b>126.78</b>

The details of subsidiary & associate along with proportion of ownership interest held and country of incorporation are disclosed below:

Name of the subsidiary	Country of Incorporation	Proportion of ownership interest
SKM Europe BV	Netherlands	85%
SKM Universal Marketing Company India Private Limited	India	26%

Particulars	As at 31.03.2022	As at 31.03.2021
<b>04 (b) LOANS (UNSECURED AND CONSIDERED GOOD)</b>		
Advances	95.90	112.62
<b>Total</b>	<b>95.90</b>	<b>112.62</b>
<b>04 (c) OTHER FINANCIAL ASSETS</b>		
Security Deposits	133.02	146.81
<b>Total</b>	<b>133.02</b>	<b>146.81</b>
<b>05. INVENTORIES</b>		
Raw Material,additives & packing materials	1,578.09	1,199.47
Finished Goods	5,396.28	4,697.88
Stock in Trade	34.33	57.91
Stores and spares & consumables	400.63	354.42
Livestock - Birds	1,868.03	1,477.62
<b>Total</b>	<b>9,277.35</b>	<b>7,787.30</b>



**NOTES TO THE STANDALONE FINANCIAL STATEMENTS FOR THE YEAR ENDED 31ST MARCH ' 2022**

₹ Lakhs

Particulars	As at 31.03.2022	As at 31.03.2021
<b>06 (a) INVESTMENTS</b>		
Investment measured at Fair value:		
In mutual funds		
SBI Short Term Debt Fund (Growth)		
Number of Units	41,92,127	61,15,464
Value (Rs)	1,092.13	1,530.22
SBI Equity Savings Fund (Growth)		
Number of Units	24,14,988	-
Value (Rs)	454.92	-
Aggregate amount of quoted investments	1,547.05	1,530.22
Aggregate amount of unquoted investments	-	-
Investment measured at Fair value through P & L	1,547.05	1,530.22
<b>Total</b>	<b>1,547.05</b>	<b>1,530.22</b>
<b>06 (b) TRADE RECEIVABLES</b>		
(a) Trade Receivables considered good - Secured	-	-
(b) Trade Receivables considered good - Unsecured	2,084.47	1,206.53
(c) Trade Receivables which have significant increase in Credit Risk and	-	-
(d) Trade Receivables - credit impaired	-	-
<b>Total</b>	<b>2,084.47</b>	<b>1,206.53</b>
1. Trade receivables are netted with Bill discounting of Rs.903.23 Lakhs (Previous year Rs.795.64 Lakhs)		
2. Trade receivables ageing schedule is given in Annexure no.6(b)(i)		
<b>06 (c) CASH AND CASH EQUIVALENTS</b>		
Balances with banks		
Current Accounts	1,008.35	836.14
Demand deposits	739.84	198.94
Cash on hand	20.21	9.12
Sub Total	1,768.40	1,044.20
<b>06 (d) BANK BALANCES OTHER THAN ABOVE</b>		
Balances with banks - Unclaimed dividend		
Current Accounts	68.48	51.10
Sub Total	68.48	51.10
<b>Total</b>	<b>1,836.87</b>	<b>1,095.30</b>
The Company's cash and cash equivalents consist of cash on hand and in banks and demand deposits with banks, which can be withdrawn at any time, without prior notice and without penalty on the principal. For the purposes of the cash flow statement, cash and cash equivalents include cash on hand, in banks, demand deposits with banks and net of outstanding bank overdrafts that are repayable on demand and are considered part of the Company's cash management system. In the balance sheet, bank overdrafts are presented under borrowings within current liabilities.		



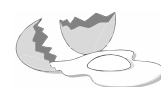
**NOTES TO THE STANDALONE FINANCIAL STATEMENTS FOR THE YEAR ENDED 31ST MARCH ' 2022**

₹ Lakhs

Particulars	As at 31.03.2022	As at 31.03.2021
Cash and Cash equivalents consists of the following for the purpose of cash flow statement:		
Cash and Cash equivalents	1,836.87	1,095.30
Bank Overdrafts	(7,282.35)	(5,259.65)
<b>Total</b>	<b>(5,445.48)</b>	<b>(4,164.35)</b>
<b>06 (e) LOANS (UNSECURED AND CONSIDERED GOOD) - CURRENT</b>		
(a) Loan Receivables considered good - Secured	-	-
(b) Loan Receivables considered good - Unsecured		
(i) Staff Advances	8.29	6.78
(ii) Trade Advances	221.91	708.81
(iii) Prepaid Expenses	40.79	60.87
(c) Loan Receivables which have significant increase in Credit Risk and	-	-
(d) Loan Receivables - credit impaired	-	-
<b>Total</b>	<b>270.99</b>	<b>776.45</b>
<b>07. OTHER CURRENT ASSETS</b>		
Input Tax Credit and Tax Refund receivables	192.64	365.99
Others	4.32	0.00
<b>Total</b>	<b>196.96</b>	<b>365.99</b>
<b>08 (a) EQUITY SHARE CAPITAL</b>		
<u>Authorised Capital:</u>		
3,00,00,000 Equity Shares of Rs. 10/- Each	3,000.00	3,000.00
<u>Issued, Subscribed &amp; Paid-up:</u>		
263,30,000 Equity Shares of Rs.10/- each fully paid-up	2,633.00	2,633.00
<b>Total</b>	<b>2,633.00</b>	<b>2,633.00</b>
<u>Reconciliation of the number of shares outstanding is set out below:</u>		
Equity Shares:		
At the beginning of the year	2,63,30,000	2,63,30,000
Changes during the year	-	-
At the end of the year	2,63,30,000	2,63,30,000

**Terms, Rights, preferences and restrictions:**

- (i) The company has one class of equity shares having par value of Rs.10 each. Each share holder is eligible for one vote per share held and carry a right to dividend. In the event of liquidation, the equity share holders are eligible to receive the remaining assets of the company after distribution of all preferential amounts. The distribution will be in proportion to the number of equity shares held by the shareholders.
- (ii) There are no restrictions attached to equity shares



**NOTES TO THE STANDALONE FINANCIAL STATEMENTS FOR THE YEAR ENDED 31ST MARCH ' 2022**

₹ Lakhs

Particulars	As at 31.03.2022	As at 31.03.2021
<b>Details of shareholders holding more than 5% shares:</b>		
Name of the Share Holders		
SKM Shree Shivkumar		
Value of the Equity Shares	1,259.22	1,249.95
No of Equity Shares Held as on Balance sheet dt.	1,25,92,171	1,24,99,472
% of Holdings	47.82%	47.47%
Tamilnadu Industrial Development Corporation Limited		
Value of the Equity Shares	199.58	199.58
No of Equity Shares Held as on Balance sheet dt.	19,95,800	19,95,800
% of Holdings	7.58%	7.58%
Total No of Equity Shares	2,63,30,000	2,63,30,000
Face value of Equity shares	10.00	10.00
<b>08 (b) OTHER EQUITY</b>		
<u>Securities Premium Account :</u>		
Opening Balance	4.01	4.01
Add : Collected during the year	-	-
less: Written back	-	-
Closing Balance	4.01	4.01
<u>General Reserve:</u>		
Opening Balance (Revenue Reserve)	4.33	4.33
Add : Current year transfer	-	-
less: Written back	-	-
Closing Balance	4.33	4.33
<u>Retained Earnings:</u>		
Opening Balance	8,544.09	7,106.19
Add: Current Year Balance before appropriation	786.51	1,569.55
Less: Dividend Paid	263.30	131.65
Closing Balance	9,067.30	8,544.09
<u>Other Comprehensive Income:</u>		
Opening balance	71.68	69.97
Movement in OCI during the year	(0.72)	1.71
Closing balance	70.96	71.68
<b>Total</b>	<b>9,146.60</b>	<b>8,624.10</b>
<b>Securities Premium:</b>		
This consists of premium realised on issue of shares and will be applied/ utilised in accordance with the provisions of the Companies Act, 2013.		



**NOTES TO THE STANDALONE FINANCIAL STATEMENTS FOR THE YEAR ENDED 31ST MARCH ' 2022**
**General Reserve:**

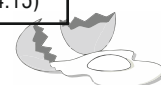
General Reserve is an accumulation of retained earnings of the Company, apart from the balance in the statement of profit and loss which can be utilised for meeting future obligations.

₹ Lakhs

Particulars	As at 31.03.2022	As at 31.03.2021
<b>09 (a) BORROWINGS - NON CURRENT</b>		
Secured - At amortised cost		
<b>Term Loan</b>		
From Banks		
i) Machinery Term Loan - HDFC	147.27	257.69
Nature of loan - Rupee Term Loan		
Maturity date - June 2023		
Terms of repayment - 20 equal quarterly instalments		
Securities offered - Refer note *		
Interest rate - 8.15% p.a.		
Less: Current maturities of long term debt - included in note 12(a)	(119.70)	(110.37)
ii) Machinery Term Loan - HDFC	504.66	-
Nature of loan - Rupee Term Loan		
Maturity date - August 2026		
Terms of repayment - 20 equal quarterly instalments		
Securities offered - Refer note *		
Interest rate - 7.40% p.a.		
Less: Current maturities of long term debt - included in note 12(a)	(98.22)	-
<b>Total</b>	<b>434.01</b>	<b>147.32</b>

Note : \* Term loan is secured against the first charge of Plant & Machineries and personal guarantee of the Managing Director.

<b>09 (b) Lease Liabilities - Non current</b>		
Lease Liabilities recognized on Lease Farms	507.94	713.83
<b>Total</b>	<b>507.94</b>	<b>713.83</b>
<b>10. PROVISIONS - NON CURRENT</b>		
Provision for Employee Benefits		
Earned Leave Encashment	44.44	44.69
Net Gratuity obligation	(19.07)	(1.40)
<b>Total</b>	<b>25.36</b>	<b>43.29</b>
<b>11. Deferred Tax Liability(Net)</b>		
At the start of the year	542.98	656.56
Charge / (credit) to Statement of Profit & Loss	0.18	(114.15)



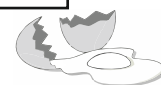
**NOTES TO THE STANDALONE FINANCIAL STATEMENTS FOR THE YEAR ENDED 31ST MARCH ' 2022**

₹ Lakhs

Particulars	As at 31.03.2022	As at 31.03.2021
Charge / (credit) to Other Comprehensive Income	(0.24)	0.57
At the end of the year	542.93	542.98
Deferred Tax (Assets) / Liabilities in relation to:		
Property, plant and equipment	549.31	553.88
Provisions	(6.14)	(11.47)
Actuarial Losses / Gains	(0.24)	0.57
<b>Total</b>	<b>542.93</b>	<b>542.98</b>
<b>12 (a) BORROWINGS - CURRENT</b>		
Secured - At amortised cost		
Working Capital Loans		
From Banks		
Foreign Currency Loans	7,282.35	5,259.65
Nature of loan - Packing Credit (Foreign Currency)		
Terms of repayment - On demand		
Interest rate - 2.34% p.a. (LIBOR 0.34% + Spread 2%)		
Current Maturities of Long Term Debt		
(i) From Banks		
i) Machinery Term Loan - HDFC	217.92	110.37
<b>Total</b>	<b>7,500.27</b>	<b>5,370.02</b>

Working Capital from banks are primarily secured by Hypothecation of stocks of Raw materials, Work-in-progress, finished goods and stores and spares, book debts, receivables, material in transit, etc. Borrowings are secured by second charge on the entire fixed assets of the company and personal guarantees of Executive Chairman and Managing director.

<b>12 (b) LEASE LIABILITIES - CURRENT</b>		
Lease liabilities - current	238.68	207.13
<b>Total</b>	<b>238.68</b>	<b>207.13</b>
<b>12 (c) TRADE PAYABLES</b>		
Trade Creditors *		
Due to MSME (A)	12.04	4.12
Due to others (B)	1,258.15	1,420.89
Creditors For Expenses & Others		
Due to MSME (A)	-	-
Due to others (B)	4.97	16.08
<b>Total</b>	<b>1,275.17</b>	<b>1,441.09</b>
<b>Details relating to micro, small and medium enterprises:</b>		
(a) the principal amount and the interest due thereon (to be shown separately) remaining unpaid to any supplier at the end of each accounting year;	12.04	4.12



**NOTES TO THE STANDALONE FINANCIAL STATEMENTS FOR THE YEAR ENDED 31ST MARCH ' 2022**

₹ Lakhs

Particulars	As at 31.03.2022	As at 31.03.2021
(b) the amount of interest paid by the buyer in terms of section 16 of the Micro, Small and Medium Enterprises Development Act, 2006 (27 of 2006), along with the amount of the payment made to the supplier beyond the appointed day during each accounting year;	Nil	Nil
(c) the amount of interest due and payable for the period of delay in making payment (which has been paid but beyond the appointed day during the year) but without adding the interest specified under the Micro, Small and Medium Enterprises Development Act, 2006;	Nil	Nil
(d) the amount of interest accrued and remaining unpaid at the end of each accounting year; and	Nil	Nil
(e) the amount of further interest remaining due and payable even in the succeeding years, until such date when the interest dues above are actually paid to the small enterprise, for the purpose of disallowance of a deductible expenditure under section 23 of the Micro, Small and Medium Enterprises Development Act, 2006.	Nil	Nil
Trade payables ageing schedule is given in Annexure no.12(c)(i)		
<b>12 (d) OTHER FINANCIAL LIABILITIES - CURRENT</b>		
Unclaimed Dividends	68.48	51.10
<b>Total</b>	<b>68.48</b>	<b>51.10</b>

The amount outstanding in respect of unclaimed dividend represents amounts due and outstanding to Investor Education and Protection Fund to the extent of Rs.Nil (Previous year Nil).

<b>13. OTHER CURRENT LIABILITIES</b>		
Advances from customers	8.29	38.95
Statutory Dues	168.71	290.17
Other payables	0.22	0.22
<b>Total</b>	<b>177.22</b>	<b>329.34</b>
<b>14. PROVISIONS</b>		
Provisions for Employee Benefits		
Bonus Payable	77.19	65.89
Other Provisions	98.63	144.04
<b>Total</b>	<b>175.82</b>	<b>209.93</b>





**NOTES TO THE STANDALONE FINANCIAL STATEMENTS FOR THE YEAR ENDED 31ST MARCH ' 2022**
**Annexure - 3(c)(i) - Capital-Work-in Progress (CWIP) ageing schedule:**

₹ Lakhs

Particulars	Outstanding for following periods from due date of payment				
	Less than 1 year	1-2 years	2-3 years	More than 3 years	Total
(i) Projects in progress	95.98	22.49	-	-	118.47
(ii) Projects temporarily suspended	-	-	-	-	-
<b>Total</b>	<b>95.98</b>	<b>22.49</b>	<b>-</b>	<b>-</b>	<b>118.47</b>

**Annexure - 6(b)(i) - Trade receivables ageing schedule:**

₹ Lakhs

Particulars	Outstanding for following periods from due date of payment					
	Less than 6 months	6 months - 1 year	1-2 years	2-3 years	More than 3 years	Total
(i) Undisputed Trade receivables – considered good	2,078.88	0.81	3.69	-	1.09	2,084.47
(ii) Undisputed Trade Receivables – which have significant increase in credit risk						
(iii) Undisputed Trade Receivables – credit impaired						
(iv) Disputed Trade receivables – considered good						
(v) Disputed Trade Receivables – which have significant increase in credit risk						
(vi) Disputed Trade Receivables – credit impaired						
<b>Total</b>	<b>2,535.17</b>	<b>0.81</b>	<b>3.69</b>	<b>-</b>	<b>1.09</b>	<b>2,540.76</b>

Similar information shall be given where no due date of payment is specified in that case disclosure shall be from the date of the transaction.

Unbilled dues shall be disclosed separately”;

**Annexure - 8(a)(i) - Shareholding of promoters schedule:**

Shares held by promoters at the end of the year				% Change during the year
S No	Promoter Name	No of shares	% to total shares	
1	SKM Shree Shivkumar	1,25,92,171	47.82%	0.74%
2	S.Kumutaavalli	10,005	0.04%	-
3	Tamilnadu Industrial Development Corporation Ltd	19,95,800	7.58%	-
	<b>Total</b>	<b>1,45,97,976</b>	<b>55.44%</b>	<b>0.74%</b>



**NOTES TO THE STANDALONE FINANCIAL STATEMENTS FOR THE YEAR ENDED 31ST MARCH ' 2022**

**Annexure - 12(c)(i) - Trade Payables ageing schedule:**

₹ Lakhs

Particulars	Outstanding for following periods from due date of payment				
	Less than 1 year	1-2 years	2-3 years	More than 3 years	Total
(i) MSME	12.04	-	-	-	12.04
(ii) Others	1,253.87	2.69	-	1.60	1,258.15
(iii) Disputed dues - MSME	-	-	-	-	-
(iv) Disputed dues - Others	-	-	-	-	-
<b>Total</b>	<b>1,265.91</b>	<b>2.69</b>	<b>-</b>	<b>1.60</b>	<b>1,270.19</b>

**FINANCIAL RATIOS**

S No	Particulars	FINANCIAL YEARS		Change	% Change	Reason - Required / Not Required
		2021 - 22	2020 - 21			
a	Current Ratio	1.61	1.68	-0.06	-3.87%	Reason not required
b	Debt Equity Ratio	0.74	0.57	0.17	28.85%	Reason required
c	Debt Service Coverage Ratio	3.97	6.52	-2.54	-39.04%	Reason required
d	Return on Equity Ratio	6.68%	13.94%	-0.07	-52.11%	Reason required
e	Inventory Turnover Ratio (Times)	2.62	2.47	0.15	6.27%	Reason not required
	Inventory Turnover Ratio (Days)	139.26	147.99	-8.74	-5.90%	Reason not required
f	Trade Receivables Turnover Ratio (Times)	17.67	18.13	-0.46	-2.55%	Reason not required
	Trade Receivables Turnover Ratio (Days)	20.66	20.13	0.53	2.62%	Reason not required
g	Trade Payables Turnover Ratio (Times)	15.67	11.63	4.04	34.75%	Reason required
	Trade Payables Turnover Ratio (Days)	23.29	31.39	-8.10	-25.79%	Reason required
h	Net Capital Turnover Ratio (Times)	2.47	2.18	0.29	13.14%	Reason not required
l	Net Profit Ratio	3.71%	8.16%	-0.04	-54.50%	Reason required
j	Return on Capital employed	5.92%	12.35%	-0.06	-52.10%	Reason required
k	Return on investment	6.68%	13.94%	-0.07	-52.11%	Reason required

Ratio	Reasons for change of more than 25% as compared to the preceding year
Debt Equity Ratio	The company during the year had availed additional PCFC Loan of Rs.20 crores to finance the working capital requirements. Also during the year, term loan of Rs.5.04 crores was availed to acquire the Machinery. Hence, there is an increase in loan funds during the year by around Rs.25.04 crores due to which there is a considerable change in the debt equity ratio.

**NOTES TO THE STANDALONE FINANCIAL STATEMENTS FOR THE YEAR ENDED 31ST MARCH ' 2022**

Debt Service Coverage Ratio	The company during the year had availed term loan of Rs.5.04 crores to acquire the Machinery. Hence, there is an increase in term loan by Rs.5.04 crores as compared to the preceding year. Hence, there is a considerable change in the debt service coverage ratio.
Return on Equity Ratio	The government had withdrawn the subsidy given to the company in the form of MEIS license from the year 2020-21. Hence, there is a substantial decline in the net profitability of the company. Hence, there is a considerable change in the return on equity ratio. Also the outbreak of corona virus (COVID-19) pandemic globally and in India has caused significant disturbance and slowdown of economic activity. Particularly, the Company's export operations and export revenue in terms of export realisation per unit (price of the product) during the period were impacted due to COVID-19.
Trade Payables Turnover Ratio	The company during the year had availed additional PCFC Loan of Rs.20 crores to finance the working capital requirements and hence has been able to manage and pay the creditors and has been able to bring down the average period of outstanding creditors from 31 days to 23 days.
Net Profit Ratio	The government had withdrawn the subsidy given to the company in the form of MEIS license from the year 2020-21. Hence, there is a substantial decline in the net profitability of the company. Hence, there is a considerable change in the return on equity ratio. Also the outbreak of corona virus (COVID-19) pandemic globally and in India has caused significant disturbance and slowdown of economic activity. Particularly, the Company's export operations and export revenue in terms of export realisation per unit (price of the product) during the period were impacted due to COVID-19.
Return on Capital employed	The government had withdrawn the subsidy given to the company in the form of MEIS license from the year 2020-21. Hence, there is a substantial decline in the net profitability of the company. Hence, there is a considerable change in the return on equity ratio. Also the outbreak of corona virus (COVID-19) pandemic globally and in India has caused significant disturbance and slowdown of economic activity. Particularly, the Company's export operations and export revenue in terms of export realisation per unit (price of the product) during the period were impacted due to COVID-19.
Return on investment	The government had withdrawn the subsidy given to the company in the form of MEIS license from the year 2020-21. Hence, there is a substantial decline in the net profitability of the company. Hence, there is a considerable change in the return on equity ratio. Also the outbreak of corona virus (COVID-19) pandemic globally and in India has caused significant disturbance and slowdown of economic activity. Particularly, the Company's export operations and export revenue in terms of export realisation per unit (price of the product) during the period were impacted due to COVID-19.



NOTES TO THE STANDALONE FINANCIAL STATEMENTS FOR THE YEAR ENDED 31ST MARCH ' 2022

Annexure - Ratios:

₹ Lakhs

S No	Particulars	FINANCIAL YEARS	
		2021 - 22	2020 - 21
<b>a</b>	<b>Current = (Current Assets / Current Liabilities)</b>		
	Current Assets	15,213.70	12,761.79
	Current Liabilities	9,435.63	7,608.60
<b>b</b>	<b>Debt Equity = (Debt / Equity)</b>		
	<b>Debt</b>		
	Long Term borrowings & lease liability	941.95	861.15
	Short Term borrowings & lease liability	7,738.95	5,577.15
	<b>Total Debt</b>	<b>8,680.90</b>	<b>6,438.29</b>
	<b>Equity</b>		
	Share Capital	2,633.00	2,633.00
	Reserves and Surplus	9,146.60	8,624.10
	<b>Total Equity</b>	<b>11,779.60</b>	<b>11,257.10</b>
<b>c</b>	<b>Debt Service Coverage = (Cash flows available for paying EMI / Instalment amount)</b>		
	<b>Cash flows available for paying EMI</b>		
	Net Profit After Tax	786.51	1,569.55
	(+) Depreciation	945.26	919.04
	(+) Interest on Term Loans & lease liability	101.71	110.26
	Cash flows available for paying EMI	1,833.48	2,598.85
	Loan repayments during the year (term loan + lease liability)	461.55	398.81
<b>d</b>	<b>Return on Equity = (Net Profit After Tax / Equity)</b>		
	Return - Net Profit After Tax	786.51	1,569.55
	Equity	11,780	11,257
<b>e</b>	<b>Inventory turnover = (Cost of goods sold / Average Stock)</b>		
	<b>Cost of goods sold</b>		
	Cost of materials consumed	20,696.32	16,458.64
	Purchase of Stock-in-Trade	206.08	231.65
	Changes in inventories of finished goods, work-in-progress and Stock-in-Trade	(732.72)	(182.21)
	Direct Wages	717.89	628.85
	Amortised Value of Birds	1,476.26	1,148.69
	<b>Total</b>	<b>22,363.83</b>	<b>18,285.61</b>
	<b>Average Stock</b>		
	Opening Stock	7,787.30	7,040.97
	Closing Stock	9,277.35	7,787.30
	<b>Average Stock</b>	<b>8,532.32</b>	<b>7,414.13</b>
<b>f</b>	<b>Trade Receivables turnover = (Revenue from Operations / Average Trade Receivables)</b>		
	<b>Sales - Revenue from Operations</b>	29,068.21	24,552.60



**NOTES TO THE STANDALONE FINANCIAL STATEMENTS FOR THE YEAR ENDED 31ST MARCH ' 2022**

₹ Lakhs

S No	Particulars	FINANCIAL YEARS	
		2021 - 22	2020 - 21
	<b>Average Trade Receivables</b>		
	Trade Receivables - Opening	1,206.53	1,502.29
	Trade Receivables - Closing	2,084.47	1,206.53
	<b>Average Trade receivables</b>	<b>1,645.50</b>	<b>1,354.41</b>
<b>g</b>	<b>Trade Payables turnover =</b> <b>(Purchases / Average Trade Payables)</b>		
	Purchases	21,281.03	17,166.89
	<b>Average Trade Payables</b>		
	Trade Payables - Opening	1,441.09	1,511.51
	Trade Payables - Closing	1,275.17	1,441.09
	<b>Average Trade payables</b>	<b>1,358.13</b>	<b>1,476.30</b>
<b>h</b>	<b>Net capital turnover ratio =</b> <b>(Revenue from Operations / Net Capital)</b>		
	Revenue from Operations	29,068.21	24,552.60
	Net capital (Share Capital + Reserves and Surplus)	11,779.60	11,257.10
<b>i</b>	<b>Net Profit ratio = (Net Profit before tax /</b> <b>Revenue from Operations)</b>		
	Net Profit before tax	1,079.62	2,004.26
	Revenue from Operations	29,068.21	24,552.60
<b>j</b>	<b>Return on Capital employed =</b> <b>(Net Profit after tax / Capital Employed)</b>		
	Net Profit after tax	786.51	1,569.55
	<b>Capital Employed</b>		
	Equity	11,779.60	11,257.10
	Non current liabilities	1,510.24	1,447.42
	<b>Capital Employed</b>	<b>13,289.84</b>	<b>12,704.52</b>
<b>k</b>	<b>Return on Investment = (Net Profit after tax / Equity)</b>		
	Net Profit after tax	786.51	1,569.55
	Total Equity	<b>11,779.60</b>	<b>11,257.10</b>



**NOTES TO THE STANDALONE FINANCIAL STATEMENTS FOR THE YEAR ENDED 31ST MARCH ' 2022****15. FINANCIAL INSTRUMENTS:**

A financial instrument is any contract that gives rise to a financial asset of one entity and a financial liability or equity instrument of another entity.

Financial assets and financial liabilities are initially measured at fair value. Transaction costs that are directly attributable to the acquisition or issue of financial assets and financial liabilities (other than financial assets and financial liabilities at fair value through Statement of Profit and Loss ('FVTPL')) are added to or deducted from the fair value of the financial assets or financial liabilities, as appropriate, on initial recognition. Transaction costs directly attributable to the acquisition of financial assets or financial liabilities at fair value through profit and loss are recognised immediately in Statement of Profit and Loss.

"Trade receivables are initially recognised when they are originated. Trade payables are in respect of the amount due on account of goods purchased or services availed in the normal course of business. They are recognised at their transaction and services availed value if the transaction do not containsignificant financing component."

**a) Financial Assets****(i) Recognition and initial measurement**

All financial assets are recognized initially at fair value. Transaction costs that are directly attributable to the acquisition of financial assets (other than financial assets at fair value through Statement of Profit or Loss ('FVTPL')) are added to the fair value of the financial assets, on initial recognition. Transaction cost directly attributable to the acquisition of financial assets at FVTPL are recognized immediately in Statement of Profit and Loss.

**(ii) Subsequent measurement****Debt instruments at amortised cost:**

"A 'debt instrument' is measured at the amortized cost if both the following conditions are met:"

- The contractual terms of the financial asset give rise on specified dates to cash flows that are solely payments of principal and interest on the principal amount outstanding.
- The asset is held within a business model whose objective is to hold assets for collecting contractual cash flows, and
- Contractual terms of the asset give rise on specified dates to cash flows that are solely payments of principal and interest (SPPI) on the principal amount outstanding.

"After initial measurement, such financial assets are subsequently measured at amortized costusing the effective interest rate (EIR) method. Amortized cost is calculated by taking into account any discount or premium on acquisition and fees or costs that are an integral part of the EIR. The EIR amortization is included in finance income in the profit or loss. The losses arising from impairment are recognized in the profit or loss. This category generally applies to trade and other receivables."

**Debt instrument at FVTOCI:**

A 'debt instrument' is classified as FVTOCI if both of the following criteria are met:

- The objective of the business model is achieved both by collecting contractual cash flows and selling the financial assets, and
- The asset's contractual cash flows represent SPPI.



**NOTES TO THE STANDALONE FINANCIAL STATEMENTS FOR THE YEAR ENDED 31ST MARCH ' 2022**

- "Debt instruments included within the FVTOCI category are measured initially as well as at each reporting date at fair value. Fair value movements are recognized in the other comprehensive income (OCI)."

**Debt instrument at FVTPL:**

"FVTPL is a residual category for debt instruments. Any debt instrument, which does not meet the criteria for categorization as amortized cost or as FVTOCI, is classified as FVTPL. Debt instruments included within the FVTPL category are measured at fair value with all changes recognized in the statement of profit and loss."

In addition, the Company may elect to designate a debt instrument, which otherwise meets amortized cost or FVTOCI criteria, as FVTPL. However, such election is chosen only if doing so reduces or eliminates a measurement or recognition inconsistency (referred to as 'accounting mismatch').

**(iii) De-recognition of financial assets**

A financial asset is de-recognised only when;

- The entity has transferred the rights to receive cash flows from the financial asset or
- The entity retains the contractual rights to receive the cash flows of the financial asset, but expects a contractual obligation to pay the cash flows to one or more recipients.

Where entity has transferred an asset, it examines and assesses whether it has transferred substantially all risk and rewards of ownership of financial asset. In such cases, financial asset is de-recognised. Where entity has not transferred substantially all risks and rewards of ownership of financial asset, such financial asset is not de-recognised.

Where the entity has neither transferred a financial asset nor retains substantially all risk and rewards of ownership of the financial asset, the financial asset is de-recognised, if the Group has not retained control of the financial asset. Where the entity retains control of the financial asset is continued to be recognised to the extent of continuing involvement in the financial asset.

**(iv) Investments in Equity Instruments in Subsidiary and Associates:**

The Company has elected to carry investment in Equity Instruments in Subsidiary and Associates at cost in accordance with Paragraphs 10 of 'Ind AS 27 – Separate Financial Statements'.

**b) Financial liabilities and equity instruments****(i) Initial recognition and measurement**

"All financial liabilities are recognized initially at fair value plus transaction cost (if any) that is attributable to the acquisition of the financial liabilities which is also adjusted."

**(ii) Subsequent measurement**

The measurement of financial liabilities depends on their classification, as described below:

Loans and borrowings:

After initial recognition, interest-bearing loans and borrowings are subsequently measured at amortised cost using the Effective Interest Rate (EIR) method. Gains and losses are recognized in profit or loss when the liabilities are de-recognised



**NOTES TO THE STANDALONE FINANCIAL STATEMENTS FOR THE YEAR ENDED 31ST MARCH ' 2022**

through the EIR amortization process. Amortised cost is calculated by taking into account any discount or premium on acquisition and fees or costs that are an integral part of the EIR. The EIR amortization is included as finance costs in the statement of profit and loss.

**Trade and other payables:**

These amounts represent liabilities for goods or services provided to the Company which are unpaid at the end of the reporting period. Trade and other payables are presented as current liabilities when the payment is due within a period of 12 months from the end of the reporting period. For all trade and other payables classified as current, the carrying amounts approximate fair value due to the short maturity of these instruments. Other payables falling due after 12 months from the end of the reporting period are presented as non-current liabilities and are measured at amortised cost unless designated at fair value through profit and loss at the inception.

**Other financial liabilities at fair value through profit or loss:**

Financial liabilities at fair value through profit or loss include financial liabilities held for trading and financial liabilities designated upon initial recognition as at fair value through profit or loss. Gains or losses on liabilities held for trading or designated as at FVTPL are recognized in the profit or loss.

**(iii) Derecognition of financial liabilities:**

A financial liability is de-recognised when the obligation under the liability is discharged or cancelled or expires. When an existing financial liability is replaced by another from the same lender on substantially different terms, or the terms of an existing liability are substantially modified, such an exchange or Modification is treated as the de-recognition of the original liability and the recognition of a new liability. The difference in the respective carrying amounts is recognized in the statement of profit or loss.

**c) Offsetting**

Financial assets and financial liabilities are offset and the net amount is reported in the balance sheet if there is a currently enforceable legal right to offset the recognized amounts and there is an intention to settle on a net basis, to realize the assets and settle the liabilities simultaneously.

**d) Impairment of Financial assets**

"The Company assesses at each date of balance sheet whether a financial asset or a group of financial assets is impaired. Ind AS 109 requires expected credit losses to be measured through a loss allowance. The Company recognizes lifetime expected losses for all contract assets and / or alltrade receivables that do not constitute a financing transaction. For all other financial assets, expected credit losses are measured at an amount equal to the 12-month expected credit losses or at an amount equal to the life time expected credit losses, if the credit risk on the financial asset has increased significantly since initial recognition."

**e) Fair value measurement**

The Company measures financial instruments at fair value at each balance sheet date. Fair value is the price that would be received to sell an asset or paid to transfer a liability in an orderly transaction between market participants at the measurement date. The fair value measurement is based on the presumption that the transaction to sell the asset or transfer the liability takes place either:





## NOTES TO THE STANDALONE FINANCIAL STATEMENTS FOR THE YEAR ENDED 31ST MARCH ' 2022

- In the principal market for the asset or liability, or
- In the absence of a principal market, in the most advantageous market for the asset or liability which are accessible to the Company.

The fair value of an asset or a liability is measured using the assumptions that market participants would use when pricing the asset or liability, assuming that market participants act in their economic best interest.

A fair value measurement of a non financial asset takes into account a market participant's ability to generate economic benefits by using the asset in its highest and best use or by selling it to another market participant that would use the asset in its highest and best use.

The Company uses valuation techniques that are appropriate in the circumstances and for which sufficient data are available to measure fair value, maximizing the use of relevant observable inputs and minimizing the use of unobservable inputs.

### Valuation:

The financial instruments are initially recognized and subsequently re-measured at fair value as described below :

- The fair value of Forward Foreign Exchange contracts is determined using forward exchange rates and yield curves at the balance sheet date.
- The fair value of the remaining financial instruments is determined using discounted cash flow analysis.
- All foreign currency denominated assets and liabilities using exchange rate at the reporting date.

### Fair Value measurement hierarchy:

The fair value of cash and cash equivalents, other bank balances, loans, trade receivables, trade payables and others approximates their carrying amount. The company uses the following hierarchy for determining and disclosing the fair value of financial instruments by valuation techniques. The fair valuation of various financial assets are done by adopting Level 3 category valuation.

#### Level 1 :

Quoted prices (unadjusted) in active markets for identical assets and liabilities.

₹ Lakhs

Particulars	As at 31.03.2022	As at 31.03.2021
<b>Financial Assets</b>		
<b>At fair value through P &amp; L</b>		
(i) Investments - Current	1,547.05	1,530.22

#### Level 2 :

Inputs other than quoted prices included within Level 1 that are observable for the asset or liability, either directly (i.e., as prices) or indirectly (derived from prices)

#### Level 3 :

Inputs for the asset or liability that are not based on observable market data (unobservable inputs)



## NOTES TO THE STANDALONE FINANCIAL STATEMENTS FOR THE YEAR ENDED 31ST MARCH ' 2022

₹ Lakhs

Particulars	As at 31.03.2022	As at 31.03.2021
<b>Financial Assets</b>		
At amortised cost		
(i) Trade receivables	2,084.47	1,206.53
(ii) Cash and cash equivalents	1,768.40	1,044.20
(iii) Bank balances other than (ii) above	68.48	51.10
(iv) Loans	366.89	889.07
(v) Other Financial Assets	133.02	146.81
<b>Financial Liabilities</b>		
At amortised cost		
(i) Borrowings	7,934.28	5,517.34
(ii) Lease liabilities	746.62	920.96
(iii) Trade Payables	1,275.17	1,441.09
(iv) Other Financial Liabilities	68.48	51.10

f) **Derivative financial instruments**

Derivative financial instruments are accounted for at FVTPL except for derivatives designated as hedging instruments in cash flow hedge relationships, which require a specific accounting treatment. To qualify for hedge accounting, the hedging relationship must meet several strict conditions with respect to documentation, probability of occurrence of the hedged transaction and hedge effectiveness. These arrangements have been entered into to mitigate currency exchange risk arising on account of repayment of foreign currency term loan and interest thereon.



**NOTES TO THE STANDALONE FINANCIAL STATEMENTS FOR THE YEAR ENDED 31ST MARCH ' 2022**
**16. CAPITAL MANAGEMENT - ADDITIONAL CAPITAL DISCLOSURES:**

The Company adheres to the Capital Management framework which is underpinned by the following guiding principles:

- (a) The key objective is to ensure that it maintains a stable capital structure with the focus on total equity to uphold investor, creditor, and customer confidence and to ensure future development of its business.
- (b) Leverage optimally in order to maximize shareholder returns while maintaining strength and flexibility of the Balance Sheet.
- (c) The Company also focusses on keeping strong total equity base to ensure independence, security, as well as a high financial flexibility for potential future borrowings, if required without impacting the risk profile of the Company.
- (d) Proactively manage exposure in forex, interest and commodities to mitigate risk to earnings.
- (e) The Company's goal is to continue to be able to return excess liquidity to shareholders to distribute annual dividends in future years.

This framework is adjusted based on underlying macro-economic factors affecting business environment, financial market conditions and interest rates environment.

The capital structure of the company is as follows:

₹ Lakhs

Particulars	As at 31.03.2022	As at 31.03.2021
Total Equity (A)	11,779.60	11,257.10
% Change 2022 - 21	4.64%	
Current Loans and borrowings	7,500.27	5,370.02
Non-current loans and borrowings	434.01	147.32
Total loans and borrowings (B)	7,934.28	5,517.34
% Change 2022 - 21	43.81%	
Loans & borrowings as a percentage of total equity	67.36%	49.01%
Total Capital (A) + (B)	19,713.88	16,774.44
% Change 2022 - 21	17.52%	



**NOTES TO THE STANDALONE FINANCIAL STATEMENTS FOR THE YEAR ENDED 31ST MARCH ' 2022**

₹ Lakhs

Particulars	As at 31.03.2022	As at 31.03.2021
<b>17. REVENUE FROM OPERATIONS</b>		
<b>Sale of Products :</b>		
Sale of Egg Powder & Egg Liquid - Export	15,644.80	15,927.17
Sale of Eggs - Export	479.09	-
Sale of Egg Powder & Egg Liquid - Domestic	4,191.27	1,707.31
Sale of Eggs & Poultry Feed - Domestic	8,409.03	6,577.39
Sale of Culling Birds, Litter & Egg Shell (Waste)	299.76	294.87
Sale of Declared Goods	35.60	41.06
Lab Analysis Charges Received	8.66	4.80
<b>Total</b>	<b>29,068.21</b>	<b>24,552.60</b>
<b>18. OTHER INCOME</b>		
Interest Income	36.60	83.75
Subsidies	483.87	817.29
Exchange Fluctuation gain / (loss) - Net	293.29	391.24
Profit/(Loss) on sale of Assets	-	(31.16)
Profit/(Loss) on sale of Investments	42.09	11.63
Unrealized gain or loss on investments	30.26	18.71
Miscellaneous Income	3.10	3.70
<b>Total</b>	<b>889.20</b>	<b>1,295.16</b>
<b>19. COST OF MATERIALS CONSUMED</b>		
<u>Raw materials, additives, vaccines &amp; medicines consumed:</u>		
Opening Stock	1,105.34	634.82
Add: Purchase during the year	20,624.85	16,654.96
Less: Closing Stock	(1,443.03)	(1,105.34)
Raw materials consumed: (a)	20,287.16	16,184.44
<u>Packing materials consumed:</u>		
Opening Stock	94.13	88.04
Add: Purchased during the year	450.09	280.29
Less: Closing Stock	(135.06)	(94.13)
Packing materials consumed: (b)	409.16	274.20
<b>Total (a + b)</b>	<b>20,696.32</b>	<b>16,458.64</b>
<b>20. PURCHASES OF STOCK-IN-TRADE</b>		
Purchase of Egg Powder	206.08	231.65
<b>Total</b>	<b>206.08</b>	<b>231.65</b>



**NOTES TO THE STANDALONE FINANCIAL STATEMENTS FOR THE YEAR ENDED 31ST MARCH ' 2022**

₹ Lakhs

Particulars	As at 31.03.2022	As at 31.03.2021
The above amount of purchases is inclusive of duties & taxes for which credit is not admissible		
<b>21. CHANGES IN INVENTORIES OF FINISHED GOODS, WORK-IN-PROGRESS AND STOCK-IN-TRADE</b>		
Opening Stock - Finished goods	4,697.88	4,515.67
Closing Stock - Finished goods	(5,430.60)	(4,697.88)
<b>(Increase)/Decrease in Stock</b>	<b>(732.72)</b>	<b>(182.21)</b>
<b>22. EMPLOYEE BENEFIT EXPENSES</b>		
Salaries & Wages	1,547.34	1,407.52
Contribution to Provident & Other funds	72.93	56.06
Provision for Gratuity	6.83	11.68
Provision for Earned Leave	16.08	21.85
Staff Welfare Expenses	52.88	55.88
<b>Total</b>	<b>1,696.06</b>	<b>1,552.99</b>

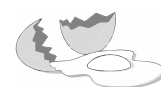
**Defined Contribution Plan:**

Particulars	2021-22	2020-21
Employer's contribution to Provident Fund	33.42	29.41
Employer's contribution to Pension Scheme	33.36	31.86

The above Employer's contribution to defined contribution plans are net of government contribution of Rs.0.50 Lakhs under PMRPY & PMRPY Scheme for the year 2021-22 (Rs.1.57 Lakhs for the year 2020-21).

**Defined Benefit Plan:**
**a. Reconciliation of Opening and Closing Balances of Defined Benefit Obligations:**

Particulars	Gratuity (Funded)	
	31-03-2022	31-03-2021
Present Value of obligation at the beginning of the year	118.23	113.56
Interest Cost	8.28	8.23
Current Service Cost	8.59	11.37
Benefits paid	(12.31)	(12.66)
Actuarial (gain) / loss	0.96	(2.28)
Present Value of obligation at year end	123.74	118.23



**NOTES TO THE STANDALONE FINANCIAL STATEMENTS FOR THE YEAR ENDED 31ST MARCH ' 2022**
**b. Reconciliation of Opening and Closing Balances of Fair Value of Plan Assets:**

₹ Lakhs

Particulars	Gratuity (Funded)	
	31-03-2022	31-03-2021
Fair Value of plan assets as at beginning of the year	119.63	98.03
Expected return on plan assets	10.03	7.93
Contribution made	25.46	26.33
Benefits Paid	(12.31)	(12.66)
Actuarial gain / (loss) on the plan assets	-	-
Fair Value of plan assets as at year end	142.81	119.63

**c. Reconciliation of Fair Value of Assets and Obligations**

Particulars	Gratuity (Funded)	
	31-03-2022	31-03-2021
Present value of the obligation	123.74	118.23
Fair Value of plan assets	142.81	119.63
Funded Status (Surplus / (Deficit))	19.07	1.40
Net asset / (liability) recognized in the balance sheet	19.07	1.40

**d. Expenses recognized during the year**

Particulars	Gratuity (Funded)	
	31-03-2022	31-03-2021
Current Service Cost	8.59	11.37
Interest Cost	8.28	8.23
Expected return on plan assets	(10.03)	(7.93)
Actuarial (gain) / loss	0.96	(2.28)
Net Cost	7.79	9.40



## NOTES TO THE STANDALONE FINANCIAL STATEMENTS FOR THE YEAR ENDED 31ST MARCH ' 2022

## e. Actual return on the plan assets:

₹ Lakhs

Particulars	Gratuity (Funded)	
	31-03-2022	31-03-2021
Expected return on plan assets	10.03	7.93
Actuarial gain / loss on plan assets	-	-
Actual return on plan assets	10.03	7.93

## f. Actuarial Assumptions:

Particulars	Gratuity (Funded)	
	31-03-2022	31-03-2021
Discount rate (Per annum)	7.00%	7.00%
Expected rate of return on Plan Assets (Per annum)	7.00%	7.00%
Rate of escalation in salary (Per annum)	6.50%	6.50%

The data required for disclosing information with regard to sensitivity analysis is not made available by the Actuary despite the concerted attempts made by the company to gather the information in this regard and hence the information relating to sensitivity analysis in terms of the amount of responsiveness and the financial impact consequent to change in discount rate, change in rate of salary escalation and change in rate of employee turnover (while holding all the other factors constant), have not been provided for during the year.

These plans typically expose the company to actuarial risks such as:

**Investment risk:**

The present value of the defined benefit plan liability is calculated using a discount rate which is determined by reference to market yields at the end of the reporting period on government bonds.

**Interest risk:**

A decrease in the bond interest rate will increase the plan liability, however, this will be partially offset by an increase in the return on the plan debt investments.

**Longevity risk:**

The present value of the defined benefit plan liability is calculated by reference to the best estimate of the mortality of plan participants both during and after their employment. An increase in the life expectancy of the plan participants will increase the plan's liability.

**Salary risk:**

The present value of the defined benefit plan liability is calculated by reference to the future salaries of plan participants. As such, an increase in the salary of the plan participants will increase the plan's liability.



**NOTES TO THE STANDALONE FINANCIAL STATEMENTS FOR THE YEAR ENDED 31ST MARCH ' 2022**
**DISCLOSURE ON ACCOUNTING FOR REVENUE FROM CUSTOMERS IN ACCORDANCE WITH Ind AS 115:**

₹ Lakhs

Particulars	2021 - 22	2020 - 21
<b>A. Disaggregated revenue information</b>		
<b>a. On the basis of type of goods and service:</b>		
Sale of manufactured products	28,724.19	24,211.87
Sale of products	-	-
Sale of by-products & declared goods scrap	335.36	335.93
Service Income received	8.66	4.80
Total Operating Revenue	29,068.21	24,552.60
<b>b. On the basis of geographical region:</b>		
In India	12,944.32	8,625.44
Outside India	16,123.88	15,927.17
Total Operating Revenue	29,068.21	24,552.60
<b>c. On the basis of timing of revenue recognition:</b>		
At a point of time	29,068.21	24,552.60
Over a period of time	-	-
Total Operating Revenue	29,068.21	24,552.60
<b>B. Contract Liabilities:</b>		
<b>a. Contract Balances:</b>		
Contract Liabilities	8.29	38.95
<b>B. Revenue recognised during the year in relation to contract liabilities:</b>		
Revenue recognised	38.95	17.80
<b>C. Reconciliation of revenue recognised in the statement of profit and loss with the contracted price</b>		
Revenue at contracted prices	29,068.21	24,552.60
Revenue from contract with customers	29,068.21	24,552.60
Difference	-	-
<b>D. Unsatisfied or partially satisfied performance obligation</b>		
Unsatisfied or partially satisfied performance obligation	Nil	Nil





**NOTES TO THE STANDALONE FINANCIAL STATEMENTS FOR THE YEAR ENDED 31ST MARCH ' 2022**

₹ Lakhs

Particulars	As at 31.03.2022	As at 31.03.2021
<b>23. FINANCIAL COSTS</b>		
Interest Expenses on Working Capital Loan	145.36	183.38
Interest Expenses on Term Loans	35.84	28.50
Other borrowing costs - bank charges & bill discount	95.75	81.70
Exchange Fluctuation - Net	39.49	-
Interest recognized on Lease farm Assets	65.87	81.76
<b>Total</b>	<b>382.31</b>	<b>375.33</b>
<b>24. DEPRECIATION &amp; AMORTISATION</b>		
Depreciation on Property, plant & equipment - Own assets	700.34	687.65
Depreciation on Property, plant & equipment - Leased assets	244.93	231.38
Amortisation of livestock - Birds	1,476.26	1,148.69
<b>Total</b>	<b>2,421.52</b>	<b>2,067.73</b>
<b>25. OTHER EXPENSES</b>		
Power & Fuel	1,192.76	960.96
Stores & Spares Consumption	361.34	302.54
Repairs and Maintenance:		
a) Building	51.07	9.54
b) Plant & Machinery	59.86	37.36
c) Vehicle - Fuel & Maintenance	231.23	204.17
d) Computer & Software Maintenance	22.68	26.47
e) Other Maintenance	80.43	72.32
Import Clearing & Procurement expenses	753.90	561.41
Analysing Charges	7.08	7.10
Rates and Taxes, Registration and Renewal	40.21	26.61
Rent Expenses	3.49	3.22
Postage, Courier, Telephone & Internet Charges	12.80	13.02
Printing & Stationery	12.53	5.76
Insurance Premium	19.32	20.90
Advertisement and Publicity	11.05	3.44
Travelling Expenses	36.79	26.77
Foregin Travelling expenses	18.96	3.90
Professional Charges	50.18	32.94
Subscription	0.54	6.02
Miscellaneous Expenses	4.00	4.11



**NOTES TO THE STANDALONE FINANCIAL STATEMENTS FOR THE YEAR ENDED 31ST MARCH ' 2022**

₹ Lakhs

Particulars	As at 31.03.2022	As at 31.03.2021
Audit Fees	7.25	7.00
Corporate Social Responsibility (CSR) Expenses	29.50	30.50
Donation	28.34	30.65
Directors Sitting Fee	1.11	0.69
Stock Exchange Listing Fee & Secretarial Expenses	16.81	15.58
Sales Commission	96.66	132.70
Selling Expenses	129.52	199.07
Freight and Forwarding Charges	928.78	594.63
<b>Total</b>	<b>4,208.21</b>	<b>3,339.38</b>
<b>25 (i) Payment to Auditors as:</b>	<b>Excluding Taxes</b>	
(a) Auditor		
Statutory Audit Fees	3.25	3.00
Tax Audit Fees	4.00	4.00
(b) Certification Services - Included in Professional charges	1.44	0.84
<b>Total</b>	<b>8.69</b>	<b>7.84</b>
<b>25 (ii) Corporate Social Responsibility (CSR) - as per Section 135 read with Schedule VII of the Companies Act, 2013</b>		
i) Amount required to be spent by the company during the year	23.62	13.09
ii) Amount of expenditure incurred	29.50	30.50
iii) Shortfall at the end of the year	-	-
iv) Total of previous year shortfall	-	-
v) Reason for shortfall	N A	N A
vi) Nature of CSR activities		
Eradicating hunger, poverty & malnutrition, promoting preventive health care and sanitation and making available safe drinking water.		
Promoting Education, including special education and employment enhancing vocation skills especially among children, women, elderly and the differently abled and livelihood enhancement project.		
vii) Details of related party transactions:		
Donation to SKM Health and Mind Welfare Charity Trust	24.00	24.00
The trust has adopted two villages and takes care of around 228 families and provides education to children of the families and also provides medical care to their families and also helps the village to remain clean, green & healthy.		
viii) Where a provision is made with respect to a liability by entering into a contractual obligation, the movements in the provision during the year	N A	N A



**NOTES TO THE STANDALONE FINANCIAL STATEMENTS FOR THE YEAR ENDED 31ST MARCH ' 2022**

₹ Lakhs

Particulars	As at 31.03.2022	As at 31.03.2021
<b>26 (i) CURRENT TAX</b>		
Income Tax - Normal Provisions	284.08	573.60
Income Tax - Relating to preceding years	8.84	(24.74)
<b>Total</b>	<b>292.93</b>	<b>548.85</b>
<b>26 (ii) DEFERRED TAX</b>		
On account of variation of allowances for tax purpose in :		
Depreciation (DTA)/DTL	(4.57)	(119.01)
Provision for gratuity & earned leave - DTL / (DTA)	5.33	2.74
Actuarial Gains / Losses - DTL / (DTA)	(0.57)	2.11
<b>Total</b>	<b>0.18</b>	<b>(114.15)</b>
<b>27. EARNINGS PER SHARE</b>		
(i) Net Profit after Tax as per Statement of Profit and Loss attributable to Equity Shareholders (Rs)	786.51	1,569.55
(ii) Weighted Average number of Equity Shares used as denominator for calculating Basic EPS (Nos)	2,63,30,000	2,63,30,000
(iii) Weighted Average number Potential Equity Shares (Nos)	-	-
(iv) Total Weighted Average number of Equity Shares used as denominator for calculating Diluted EPS (Nos)	2,63,30,000	2,63,30,000
(v) Basic Earnings per Share (Rs) (i) / (ii)	2.99	5.96
(vi) Diluted Earnings per Share (Rs) (i) / (iv)	2.99	5.96
(vii) Face Value per Equity Share (Rs)	10.00	10.00

Since the company does not have any Potential Equity Shares, the denominator used for calculating Basic EPS and Diluted EPS are the same and consequently Basic EPS and Diluted EPS are the same.

**28. INCOME TAXES:**

The reconciliation between the provision of income tax and amounts computed by applying the Indian statutory income tax rate to profit before taxes is as follows:

Profit / (Loss) before tax	1,079.62	2,004.26
Applicable Tax Rate	25.17%	25.17%
Computed Tax expense	271.72	504.43
Income Tax effect of :		
Expenses related to exempt Income	0.26	0.49
Expenses disallowed for tax purposes	21.24	69.32
Allowances for tax purposes	(7.62)	(11.06)



**NOTES TO THE STANDALONE FINANCIAL STATEMENTS FOR THE YEAR ENDED 31ST MARCH ' 2022**

₹ Lakhs

Particulars	As at 31.03.2022	As at 31.03.2021
Income exempt from tax	(1.52)	(1.31)
Income taxed at higher / (lower) rates		
Others	-	11.72
Current tax provision (A)	<b>284.08</b>	<b>573.60</b>
Income Tax / (Reversal) - Relating to preceding years (B)	<b>8.84</b>	<b>(24.74)</b>
Incremental / (Decremental) Deferred Tax Liability on account of Tangible Assets	(4.57)	(119.01)
Incremental / (Decremental) Deferred Tax Liability on account of Financial & Other Assets / Liabilities	-	
(Incremental) / Decremental Deferred Tax Asset on account of Other Assets	4.75	4.86
Deferred tax provision (C)	<b>0.18</b>	<b>(114.15)</b>
Tax Expenses recognised in Statement of Profit & Loss	293.11	434.71
Effective Tax Rate	27.15%	21.69%

**29. SEGMENT INFORMATION:**

The Company's operating segments are established on the basis of those components that are evaluated regularly by the Executive Committee (the 'Chief Operating Decision Maker' as defined in Ind AS 108 - 'Operating Segments'), in deciding how to allocate resources and in assessing performance. These have been identified taking into account nature of products and services, the differing risks and returns and the internal business reporting systems.

**i) Primary Segment Information:**

The company had taken certain poultry farms and feed mills on lease and had started operating the said leased poultry farms and feedmills from the year 2020-21. Accordingly, the eggs and feeds which were purchased and sold was hitherto a trading activity. From the year 2020-21, the company uses the leased poultry farms and manufactures eggs and either sells it outside or uses the eggs as raw material for its own production. Also using the leased feedmills, the feeds are manufactured and it is either sold outside or used as raw material (food) for the birds in the poultry farm. Hence, during this year, there is no trading activity and the activity of feed manufacture and production of poultry eggs is an ancillary and supplemental activity and also a backward integration to the company's manufacture of various egg products. Accordingly, there are no reportable segments to be given under the primary segment information.

**ii) Secondary Segment Information:**

The Company has five geographic segments: India, Japan, Russia, Europe and Rest of the world. Revenues from the geographic segments based on domicile of the customer are as follows:

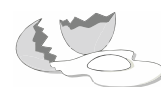


## NOTES TO THE STANDALONE FINANCIAL STATEMENTS FOR THE YEAR ENDED 31ST MARCH ' 2022

₹ Lakhs

Particulars	2021 - 22	2020 - 21
1. Segment Revenue - External Turnover		
(a) Within India	12,944.32	8,625.44
(b) Outside India:		
(i) Japan	2,960.80	5,408.50
(ii) Russia	5,171.15	4,438.78
(iii) Europe	181.27	448.48
(iv) Rest of the World	7,810.66	5,631.40
<b>Total</b>	<b>29,068.21</b>	<b>24,552.60</b>
2. Non-Current Assets		
(a) Within India	7,503.43	7,543.01
(b) Outside India - Europe	8.33	8.33
<b>Total</b>	<b>7,511.76</b>	<b>7,551.34</b>

Revenues from one customer of the company amount to more than 10% of the Company's total revenues and represent approximately Rs.29.60 crores (previous year Rs.54.08 crores) of the total revenue of the company.



**NOTES TO THE STANDALONE FINANCIAL STATEMENTS FOR THE YEAR ENDED 31ST MARCH ' 2022**  
**RELATED PARTY DISCLOSURES:**

As required under Indian Accounting Standard (Ind AS) 24 - Related Party disclosures, disclosure of transactions with related parties are given below:

**(a) Classification and name of the Related Parties**

(i) Subsidiary	SKM Europe BV, Utrecht, The Netherlands
(ii) Associate	SKM Universal Marketing Company India Private Ltd
(iii) Key Management Personnel	SKM Shree Shivkumar
	Sri.SKM Maeilanandhan
	K.S.Venkatachalapathy
(iv) Other Related Parties	P. Sekar
	SKM Animal Feeds and Foods India Private Limited
	SKM Siddha and Ayurvedha Company India Private Limited
	SKM Health and Mind Welfare Charity Trust

**(b) Description of relationship between the parties :**

<b>(i) Subsidiary</b>	
(a) SKM Europe BV, Utrecht, The Netherlands	Foreign subsidiary company in which the company holds 85% voting power
<b>(ii) Associate</b>	
(a) SKM Universal Marketing Company India Private Limited	Domestic associate company in which the company holds 26% voting power
<b>(iii) Key Management Personnel</b>	
(a) SKM Shree Shivkumar	Managing Director
(b) Sri.SKM Maeilanandhan	Whole time Director
(c) K.S.Venkatachalapathy	Chief Financial Officer
(d) P. Sekar	Company Secretary
<b>(iv) Other Related Parties</b>	
(a) SKM Animal Feeds and Foods India Private Limited	Entity over which Key Management Personnel have significant influence
(b) SKM Siddha and Ayurvedha Company India Private Limited	Entity over which Key Management Personnel have significant influence
(c) SKM Health and Mind Welfare Charity Trust	Entity over which Key Management Personnel is a trustee and have significant influence



**NOTES TO THE STANDALONE FINANCIAL STATEMENTS FOR THE YEAR ENDED 31ST MARCH ' 2022**
**(c) Transactions during the year and year end balances with related parties :**

(c-i) The company has the following related party transactions for the years 2021-22 &amp; 2020-21 :

₹ Lakhs

Nature of relationship	Nature of Transactions	2021 - 22	2020 - 21
<b>(i) Subsidiary</b>	Sale of goods	181.27	448.48
	Purchase of goods	-	289.56
<b>(ii) Associate</b>	Sale of goods	1,393.23	972.04
	Purchase of goods	1,140.20	1,198.89
	Purchase of Electricity	337.71	234.97
	Purchase of PPE	3.70	10.83
<b>(iii) Key Management Personnel</b>	Remuneration paid	225.94	224.28
	Rent paid	3.49	3.19
<b>(iv) Other Related Parties</b>	Sale of goods	2.67	3.95
	Purchase of goods	1.78	2.41
	Donation paid	24.00	24.00

(c-ii) The company has the following balances outstanding as of March 31, 2022 and March 31, 2021 :

₹ Lakhs

Nature of relationship	Nature of Balances outstanding	As at 31.03.2022	As at 31.03.2021
<b>(i) Subsidiary</b>	Investments	8.33	8.33
<b>(ii) Associate</b>	Trade receivables	-	-
	Investments	118.46	118.46
	Trade receivables	208.42	48.97
	Trade payables	69.15	90.52
<b>(iii) Key Management Personnel</b>	-	-	-
<b>(iv) Other Related Parties</b>	Trade receivables	-	-
	Trade payables	-	0.05



**NOTES TO THE STANDALONE FINANCIAL STATEMENTS FOR THE YEAR ENDED 31ST MARCH ' 2022**
**(d) Disclosures in respect of major related party transactions during the year :**

The following are the significant related party transactions during the year ended March 31, 2022 and March 31, 2021 ₹ Lakhs

Particulars	Relationship	2021 - 22	2020 - 21
<b>1) Purchase of goods</b>			
(a) SKM Siddha and Ayurvedha Company India Private Limited	Other Related Party	1.78	2.41
(b) SKM Universal Marketing Company India Private Limited	Associate	1,140.20	1,198.89
(c) SKM Europe BV, Utrecht, The Netherlands	Subsidiary	-	289.56
<b>2) Purchase of Electricity</b>			
(a) SKM Universal Marketing Company India Private Limited	Associate	337.71	234.97
<b>3) Purchase of Property, Plant &amp; Equipment</b>			
(a) SKM Universal Marketing Company India Private Limited	Associate	3.70	10.83
<b>4) Rent paid</b>			
(a) SKM Shree Shivkumar	Key Management Personnel	3.49	3.19
<b>5) Remuneration paid</b>			
(a) SKM Shree Shivkumar	Key Management Personnel	161.00	160.14
(b) Sri.SKM Maeilanandhan	Key Management Personnel	30.51	30.94
(c) K.S.Venkatachalapathy	Key Management Personnel	27.20	26.85
(d) P.Sekar	Key Management Personnel	7.22	6.36
<b>6) Donation paid</b>			
SKM Health and Mind Welfare Charity Trust	Other Related Party	24.00	24.00
<b>7) Sale of goods</b>			
(a) SKM Europe BV, Utrecht, The Netherlands	Subsidiary	181.27	448.48
(b) SKM Animal Feeds and Foods India Private Limited	Other Related Party	2.67	3.95
(c) SKM Universal Marketing Company India Private Limited	Associate	1,393.23	972.04





**NOTES TO THE STANDALONE FINANCIAL STATEMENTS FOR THE YEAR ENDED 31ST MARCH ' 2022**

The following are the significant related party balances outstanding as of March 31, 2022 and March 31, 2021

Particulars	Relationship	As at 31.03.2022	As at 31.03.2021
<b>1) Trade receivables</b>			
(a) SKM Europe BV,Utrecht, The Netherlands	Subsidiary	-	-
(b) SKM Universal Marketing Company India Private Limited	Associate	208.42	48.97
(c) SKM Animal Feeds and Foods India Private Limited	Other Related Party	-	-
<b>2) Trade payables</b>			
(a) SKM Universal Marketing Company India Private Limited	Associate	69.15	90.52
(b) SKM Siddha and Ayurvedha Company India Private Limited	Other Related Party	-	0.05
<b>3) Investments</b>			
(a) SKM Europe BV, Utrecht, The Netherlands	Subsidiary	8.33	8.33
(b) SKM Universal Marketing Company India Private Limited	Associate	118.46	118.46

**(e) Compensation of Key Management Personnel**

Particulars	2021 - 22	2020 - 21
(i) Short-term employee benefits	209.88	201.85
(ii) Post-employment benefits *	16.05	22.44
(iii) Other long-term benefits	-	-
(iv) Termination benefits	-	-
(v) Share-based payment	-	-
	225.94	224.28

\* - Post-employment benefit comprising gratuity, and compensated absences are not disclosed as these are determined for the Company as a whole.



**NOTES TO THE STANDALONE FINANCIAL STATEMENTS FOR THE YEAR ENDED 31ST MARCH ' 2022**
**Foreign currency risk:**

The company is essentially an Export Oriented Undertaking and makes significant exports and has availed Working Capital Loan (Packing Credit) in Foreign currency and also imports goods, stores & spares occasionally. The Company is exposed to foreign currency risk on these transactions. The Company follows a conservative and sound policy by entering into simple Forward Exchange Contracts to hedge the foreign currency risk whose maturity is coterminous with the maturity period of the foreign currency liabilities and receivables.

The following table shows the foreign currency exposure in USD and EUR on financial statements at the end of the reporting period. The exposure to foreign currency for all other currencies are not material.

₹ Lakhs

Particulars	As at 31.03.2022	As at 31.03.2021
(i) Borrowings:		
Euro	165.10	667.74
USD	7,117.25	4,591.91
(ii) Trade & other payables		
Euro	1.14	46.86
USD	3.77	34.80
(iii) Trade & other receivables		
Euro	(18.65)	-
USD	(1,625.46)	(994.34)
<b>Net Exposure (i + ii - iii)</b>	<b>5,643.15</b>	<b>4,346.97</b>

Sensitivity analysis of 1% change in exchange rate at the end of the reporting period net of hedges

Particulars	As at 31.03.2022 (₹ in Lakhs)		
	USD	Euro	Total
<b>1% Depreciation in INR</b>			
Impact on equity	-	-	-
Impact on P & L	(54.96)	(1.48)	(56.43)
<b>Total</b>	<b>(54.96)</b>	<b>(1.48)</b>	<b>(56.43)</b>
<b>1% Appreciation in INR</b>			
Impact on equity	-	-	-
Impact on P & L	54.96	1.48	56.43
<b>Total</b>	<b>54.96</b>	<b>1.48</b>	<b>56.43</b>
Particulars	As at 31.03.2021 (₹ in Lakhs)		
	USD	Euro	Total
<b>1% Depreciation in INR</b>			
Impact on equity	-	-	-
Impact on P & L	(36.32)	(7.15)	(43.47)
<b>Total</b>	<b>(36.32)</b>	<b>(7.15)</b>	<b>(43.47)</b>
<b>1% Appreciation in INR</b>			
Impact on equity	-	-	-
Impact on P & L	36.32	7.15	43.47
<b>Total</b>	<b>36.32</b>	<b>7.15</b>	<b>43.47</b>

**NOTES TO THE STANDALONE FINANCIAL STATEMENTS FOR THE YEAR ENDED 31ST MARCH ' 2022**
**Interest rate risk:**

The risk that the fair value or future cash flows of a financial instrument will fluctuate because of changes in market interest rates. The Company has availed significant Foreign Currency Working Capital Loan (In USD as well as Euro) by way of Packing Credit at floating interest rates. The interest rate is at 1% (spread) plus LIBOR rate of respective Bank and the interest rate is reset based on the LIBOR rate, as per the loan facility agreement. The Company has not entered into any of the interest rate swaps and hence, the Company is exposed to interest rate risk.

The Company considering the economic environment in which it operates has determined the interest rate sensitivity analysis (interest exposure) at the end of the reporting period. The interest rate for the Company are floating rates and hence, the analysis is prepared assuming the amount of the borrowings outstanding at the end of the reporting period was outstanding for the whole year. A 100 basis point +/- fluctuation in the interest rate is used for disclosing the sensitivity analysis.

**The exposure of the company's borrowings to interest rate changes at the end of the reporting period are as follows**

₹ Lakhs

Particulars	As at 31st March 2022	As at 31st March 2021
(i) Borrowings - Short term		
Borrowings in Euro	165.10	667.74
Borrowings in USD	7,117.25	4,591.91
Borrowings in INR - Current maturity of Long Term loan	217.92	110.37
(ii) Borrowings - Long term		
Borrowings in INR	434.01	147.32
<b>Net Exposure</b>	<b>7,934.28</b>	<b>5,517.34</b>

Impact on interest expenses for the year on 1% change in interest rates

₹ Lakhs

Particulars	2021 - 22	2020 - 21
Up Move		
Impact on equity	-	-
Impact on P & L	(124.54)	(74.86)
<b>Total</b>	<b>(124.54)</b>	<b>(74.86)</b>
Down Move		
Impact on equity		
Impact on P & L	124.54	74.86
<b>Total</b>	<b>124.54</b>	<b>76.86</b>

The interest rate sensitivity analysis is done holding on the assumption that all other variables remaining constant. The increase / decrease in interest expense is mainly attributable to the Company's exposure to interest rates on its variable rate of borrowings.

**Commodity price risk:**

Commodity price risk arises due to fluctuation in prices of eggs, feeds and other products. The company has a risk management framework aimed at prudently managing the risk by reducing the external dependability and enhancement of self reliance by manufacturing the commodities in house to the extent possible.



**NOTES TO THE STANDALONE FINANCIAL STATEMENTS FOR THE YEAR ENDED 31ST MARCH ' 2022**
**Credit risk:**

Credit risk is a risk that a customer or counterparty to a financial instrument fails to perform or pay the amounts due, causing financial loss to the company. Credit risk arises from Company's outstanding receivables from customers and other parties. The company has a prudent and conservative process for managing its credit risk arising in the course of its business activities. The Company ensures that sales of products are made to customers with appropriate creditworthiness. Credit risk is controlled by analysing credit limits and creditworthiness of customers on a continuous basis to whom the credit has been granted after obtaining necessary approvals for credit.

**Geographic concentration of credit risk:**

**Geographic concentration of trade receivables is as follows:**

₹ Lakhs

Particulars	As at 31st March 2022	As at 31st March 2021
(a) Within India	459.01	266.12
(b) Outside India:		
(i) Japan	204.36	37.47
(ii) Russia	140.59	388.93
(iii) Europe	-	-
(iv) Rest of the World	1,280.50	514.01
<b>Total</b>	<b>2,084.47</b>	<b>1,206.53</b>

**Year ended 31-03-2022**

Expected credit loss for trade receivables under simplified approach

Ageing	Upto 180 days	More than 180 days	Total
Gross carrying amount - Trade receivables	2,078.88	5.59	2,084.47
Expected credit losses (Loss allowance provision) - trade receivables	-	-	-
Carrying amount of trade receivables (net of impairment)	2,078.88	5.59	2,084.47

**Year ended 31-03-2021**

Expected credit loss for trade receivables under simplified approach

Ageing	Upto 180 days	More than 180 days	Total
Gross carrying amount - Trade receivables	1,204.98	1.54	1,206.53
Expected credit losses (Loss allowance provision) - trade receivables	-	-	-
Carrying amount of trade receivables (net of impairment)	1,204.98	1.54	1,206.53

The Company determines the allowance for credit losses based on historical loss experience adjusted to reflect current and estimated future economic conditions. The Company considered current and anticipated future economic conditions relating to industries the Company deals with and the countries where it operates. In calculating expected credit loss, the company has also considered credit reports and other related credit information for its customers to estimate the probability of default in future and has taken into account estimates of possible effect from the pandemic relating to COVID-19.



**NOTES TO THE STANDALONE FINANCIAL STATEMENTS FOR THE YEAR ENDED 31ST MARCH ' 2022**
**Liquidity risk:**

Liquidity risk arises from the company's inability to meet its cash flow commitments on time. Prudent liquidity risk management implies maintaining sufficient stock of cash and cash equivalents. This has been achieved by the company by maintaining cash & cash equivalents of Rs.1,768.40 lakhs as on 31st March 2022 and Rs.1,044.20 lakhs as on 31st March 2021. Liquidity risk is also mitigated by maintaining availability of standby funding through an adequate line up of committed credit facilities. This has been achieved by the company by availing the Packing Credit facility from the bank of Rs.7,282.35 lakhs as on 31st March 2022 and Rs.5,259.65 lakhs as on 31st March 2021.

**Liquidity Exposure as at 31.03.2022:**

₹ Lakhs

Particulars	< 1 year	1 - 5 years	> 5 years	Total
Financial Assets:				
Investments	1,547.05		126.78	1,673.84
Loans	270.99	95.90		366.89
Trade receivables	2,084.47			2,084.47
Cash and cash equivalents	1,768.40			1,768.40
Bank balances other than above	68.48			68.48
Other Financial Assets	-		133.02	133.02
<b>Total Financial Assets</b>	<b>5,739.39</b>	<b>95.90</b>	<b>259.80</b>	<b>6,095.09</b>
Financial Liabilities:				
Borrowings	7,500.27	434.01		7,934.28
Lease Liabilities	238.68	507.94		746.62
Trade Payables	1,275.17			1,275.17
Other Financial Liabilities	68.48			68.48
<b>Total Financial Liabilities</b>	<b>9,082.59</b>	<b>941.95</b>	<b>-</b>	<b>10,024.54</b>

**Liquidity Exposure as at 31.03.2021:**

₹ Lakhs

Particulars	< 1 year	1 - 5 years	> 5 years	Total
Financial Assets:				
Investments	1,530.22		126.78	1,657.01
Loans	776.45	112.62		889.07
Trade receivables	1,206.53			1,206.53
Cash and cash equivalents	1,044.20			1,044.20
Bank balances other than above	51.10			51.10
Other Financial Assets	-		146.81	146.81
<b>Total Financial Assets</b>	<b>4,608.50</b>	<b>112.62</b>	<b>273.60</b>	<b>4,994.71</b>
Financial Liabilities:				
Borrowings	5,370.02	147.32		5,517.34
Lease Liabilities	207.13	713.83		920.96
Trade Payables	1,441.09			1,441.09
Other Financial Liabilities	51.10			51.10
<b>Total Financial Liabilities</b>	<b>7,069.33</b>	<b>861.15</b>	<b>-</b>	<b>7,930.48</b>



**SKM EGG PRODUCTS EXPORT (INDIA) LIMITED**  
**Balance Sheet of Subsidiary SKM Europe BV as at 31.03.2022**

₹ Lakhs

Particulars	As at 31.03.2022	As at 31.03.2021
<b>I. ASSETS</b>		
<b>(1) Non-Current Assets</b>		
(a) Property, Plant & Equipments	1.79	1.79
<b>(2) Current Assets</b>		
(a) Inventories	6.71	168.48
(b) Financial Assets		
(i) Trade receivables	456.29	428.08
(ii) Cash and cash equivalents	164.74	23.92
(iii) Loans	7.92	93.82
(c) Other current assets	16.32	10.92
<b>Total Assets</b>	<b>653.78</b>	<b>727.01</b>
<b>I. EQUITY AND LIABILITIES</b>		
<b>Equity</b>		
(a) Equity Share Capital	9.80	9.80
(b) Other Equity	379.09	324.63
<b>Liabilities</b>		
<b>(1) Non-Current Liabilities</b>		
(a) Financial Liabilities		
(i) Borrowings	-	-
<b>(2) Current Liabilities</b>		
(a) Financial Liabilities		
(i) Borrowings	-	57.39
(ii) Trade Payables	197.80	329.16
(b) Other Current Liabilities	63.56	-
(c) Provisions	3.54	6.02
<b>Total Equity &amp; Liabilities</b>	<b>653.78</b>	<b>727.01</b>

as per our report of even date

FOR AND ON BEHALF OF THE BOARD

**N. PRASANNA VENKATESAN**  
Chartered Accountant  
Membership No. : 235530

**SKM MAEILANANDAN**  
Executive Chairman & Whole Time Director

**SKM SHREE SHIVKUMAR**  
Managing Director

Place : Erode  
Date : 30.05.2022

**K.S.VENKATACHALAPATHY**  
Chief Financial Officer  
Membership No. : 029064

**P. SEKAR**  
Company Secretary  
Membership No..F10744



**SKM EGG PRODUCTS EXPORT (INDIA) LIMITED**
**Statement of Profit and Loss Account of Subsidiary SKM Europe BV for the year ended 31.03.2022**

₹ Lakhs

Particulars	As at 31.03.2022	As at 31.03.2021
Revenue from operations	1,359.75	2,806.44
Other Income	(105.32)	0.23
<b>Total Income</b>	<b>1,254.44</b>	<b>2,806.67</b>
<b>Expenses:</b>		
Cost of materials consumed	-	-
Purchase of Stock-in-Trade	1,096.23	2,433.17
Changes in inventories of finished goods, work-in-progress and Stock-in-Trade	114.87	203.82
Employee Benefit Expense	-	-
Financial Costs	1.62	10.61
Depreciation and Amortization Expense	-	0.74
Other Expenses	57.82	129.24
<b>Total Expenses</b>	<b>1,270.53</b>	<b>2,777.58</b>
<b>Profit before tax</b>	<b>(16.09)</b>	<b>29.09</b>
<b>Tax expense:</b>		
Current tax	-	-
Deferred tax	-	-
<b>Profit/(Loss) for the Year</b>	<b>(16.09)</b>	<b>29.09</b>
<b>Other Comprehensive Income</b>		
(i) Items that will not be reclassified to Statement of Profit and loss	70.54	(0.69)
(ii) Items that will be reclassified to Statement of Profit and loss	-	-
<b>Total Comprehensive Income for the year</b>	<b>54.45</b>	<b>28.40</b>
Earning per equity share of face value Rs.10 each		
Basic (in Rs)	(89.39)	161.61
Diluted (in Rs)	(89.39)	161.61

as per our report of even date

**FOR AND ON BEHALF OF THE BOARD**

**N. PRASANNA VENKATESAN**  
Chartered Accountant  
Membership No. : 235530

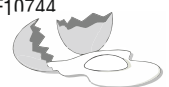
**SKM MAELANANDAN**  
Executive Chairman & Whole Time Director

**SKM SHREE SHIVKUMAR**  
Managing Director

Place : Erode  
Date : 30.05.2022

**K.S.VENKATACHALAPATHY**  
Chief Financial Officer  
Membership No. : 029064

**P. SEKAR**  
Company Secretary  
Membership No.F10744



## INDEPENDENT AUDITOR'S REPORT

### TO THE MEMBERS OF SKM EGG PRODUCTS EXPORT (INDIA) LIMITED

#### Report on the Consolidated Financial Statements

##### Opinion:

We have audited the accompanying consolidated financial statements of **M/s. SKM EGG PRODUCTS EXPORT (INDIA) LIMITED**, (hereinafter referred to as “the Holding Company”) and its subsidiary (the Holding Company and its subsidiary together referred to as “the Group”) and its associate which comprise the Consolidated Balance Sheet as at March 31, 2022, the Consolidated Statement of Profit and Loss (Including Other Comprehensive Income), the Consolidated Statement of changes in equity and the Consolidated Statement of Cash Flows for the year then ended and notes to the consolidated financial statements, including a summary of the significant accounting policies and other explanatory information (hereinafter referred to as “the consolidated financial statements”).

In our opinion and to the best of our information and according to the explanations given to us, the aforesaid consolidated financial statements give the information required by the Companies Act, 2013 (“the Act”) in the manner so required and give a true and fair view in conformity with the Indian Accounting Standards prescribed under section 133 of the Act read with the Companies (Indian Accounting Standards) Rules, 2015, as amended, (“Ind AS”) and other accounting principles generally accepted in India, of the consolidated state of affairs of the group as at 31st March, 2022; the consolidated profit and consolidated total comprehensive income, consolidated changes in equity and its consolidated cash flows for the year ended on that date.

##### Basis for Opinion:

We conducted our audit in accordance with the Standards on Auditing (SAs) specified under Section 143(10) of the Companies Act, 2013. Our responsibilities under those Standards are further described in the Auditor's Responsibilities for the Audit of the Consolidated Financial Statements section of our report. We are independent of the Group in accordance with the ethical requirements that are relevant to our audit of the consolidated financial statements in terms of Code of Ethics issued by the Institute of Chartered Accountants of India and the relevant provisions of the Companies Act, 2013 and the Rules thereunder, and we have fulfilled our other ethical responsibilities in accordance with these requirements. We believe that the audit evidence we have obtained is sufficient and appropriate to provide a basis for our opinion on the consolidated financial statements.

##### Key Audit Matters

Key audit matters are those matters that, in our professional judgement, were of most significance in our audit of the Consolidated Financial Statements of the current period. These matters were addressed in the context of our audit of Consolidated Financial Statements as a whole, and in forming our opinion thereon and we do not provide a separate opinion on these matters. We have determined the matters described below to be the key audit matters to be communicated in our report.





S No	Key Audit Matter	How our audit addressed the key audit matter
<p>1</p>	<p><b>Inventory Existence and Valuation:</b></p> <p>As on 31st March 2022, the group carries inventories to the tune of Rs.92.84 crores out of which the holding company carries inventories to the tune of Rs.92.77 crores.</p> <p>We considered the amount of inventories as a key audit matter given the relative size of the balance in the financial statements.</p> <p>Also there are complexities and manual process involved in determining inventory quantities on hand and valuation of the same due to the diverse &amp; numerous inventory products and stocks held in overseas branch and price fluctuations of products. Therefore inventory quantities and valuation is identified as a key audit matter.</p>	<ul style="list-style-type: none"> <li>● We have attended inventory counts for certain products, which we have selected based on financial significance and risk, observed management's inventory count procedures to assess the effectiveness, selected a sample of inventory products and compared the quantities counted to the quantities recorded and ensured inventory adjustments, if any, are recorded in the books of accounts.</li> <li>● With regard to the stocks held in the overseas branch, we have received the certificate from the overseas branch auditor and obtained management representation and verified the relevant documents relating to goods sent from head office to the branch.</li> <li>● Reviewed the internal audit report regarding physical verification of inventories and traced adjustments on sample basis.</li> <li>● Comparative analysis of inventory as at the end of the year with the inventory at the beginning of the year.</li> <li>● We assessed whether the management's controls relating to inventory's valuation are appropriately designed and implemented and verified the correctness of valuation made by the management on a sample basis, with regard to the cost and net realizable value of inventory.</li> </ul>
<p>2</p>	<p><b>Amortisation of livestock:</b></p> <p>For the holding company, the primary raw material is the egg, which was used to be acquired from outside in large quantities and was also produced in-house in small quantities by the poultry farm owned by the company in earlier years. However, for the past 2 years, the company has started operating certain additional poultry farms and feed mills by taking the same on lease.</p>	<ul style="list-style-type: none"> <li>● Examined the method used to amortize the livestock expenses with reference to the company's historical experience and technical evaluation by internal experts (doctors) appointed by management.</li> <li>● Evaluated the rationale in arriving at the amortization rate with regard to the number of eggs expected from birds during the laying stage, residual value of culled birds, manner and</li> </ul>



S No	Key Audit Matter	Auditor's Response
	<p>The amortization of livestock during the year amounts to 14.76 crores. Also there are complexities and manual process involved in arriving at the amortization rate considering a variety of factors such as age, productivity of the birds, life of birds, residual value, if any, etc., Therefore amortization of livestock is identified as a key audit matter.</p>	<p>timing of amortization.</p> <ul style="list-style-type: none"> <li>● Analyzed the flow of transactions starting from accumulating the various expenditure incurred for raising the birds such as feeds, medicines, vaccines, growing and supervision charges, etc., till the birds attain laying stage. After the birds starts laying eggs, the expenses so accumulated are amortized over the useful life of the birds in proportion to the eggs laid after adjusting for the residual value of culled birds on the basis of past experiences and estimation.</li> <li>● Assessed the objectivity and competence of the Company's internal experts involved in the process.</li> </ul>
<p>3</p>	<p><b>3 Evaluation of Contingent liabilities:</b></p> <p>The company has an uncertain indirect tax position and other contingent liabilities in respect of bills discounted which involve significant judgment to determine the possible outcome of these matters." Obtained the details of completed indirect tax assessments and demands as on 31.03.2022 from the management.</p>	<ul style="list-style-type: none"> <li>● We have also reviewed the company's correspondences and appellate documents and considered legal precedence and other rulings in evaluating management's position on these uncertain tax positions</li> <li>● In respect of bills discounted, analyzed the history of the business transactions of the company with the debtors whose bills were discounted and the trend of payments made by the debtors in the past and also had taken into account the transactions occurring after the balance sheet date in assessing the recoverability of debtors for the bills discounted.</li> <li>● Ascertained the chances of crystallization of liability are probable / possible / remote and ensured appropriate disclosure under Notes on accounts.</li> </ul>



### **Information Other than the Financial Statements and Auditor's Report Thereon**

The Holding Company's Board of Directors is responsible for the other information. The other information comprises the information included in the holding company's annual report, but does not include the consolidated financial statements and our auditor's report thereon.

Our opinion on the consolidated financial statements does not cover the other information and we do not express any form of assurance conclusion thereon.

In connection with our audit of the consolidated financial statements, our responsibility is to read the other information and, in doing so, consider whether the other information is materially inconsistent with the consolidated financial statements or our knowledge obtained in the audit or otherwise appears to be materially misstated. If, based on the work we have performed, we conclude that there is a material misstatement of this 'other information'; we are required to report that fact. We have nothing to report in this regard.

### **Management's Responsibility for the Consolidated financial statements:**

The Holding Company's Board of Directors is responsible for the preparation and presentation of these Consolidated Financial Statements in term of the requirements of the Companies Act, 2013 ("the Act") that give a true and fair view of the consolidated financial position, consolidated financial performance, consolidated total comprehensive income, consolidated statement of changes in equity and consolidated cash flows of the Group including its associates, in accordance with the accounting principles generally accepted in India, including the Accounting Standards specified under Section 133 of the Act. The respective Board of Directors of the Companies included in the Group and of its associate are responsible for maintenance of adequate accounting records in accordance with the provisions of the Act for safeguarding of the assets of the Group and its associate and for preventing and detecting frauds and other irregularities; selection and application of appropriate accounting policies; making judgments and estimates that are reasonable and prudent; and design, implementation and maintenance of adequate internal financial controls, that were operating effectively for ensuring the accuracy and completeness of the accounting records, relevant to the preparation and presentation of the consolidated financial statements that give a true and fair view and are free from material misstatement, whether due to fraud or error which have been used for the purpose of preparation of consolidated financial statements by the Directors of the Holding Company, as aforesaid.

In preparing the consolidated financial statements, the respective Management and Board of Directors of the companies included in the Group and its associate are responsible for assessing the ability of the group and of its associate to continue as a going concern, disclosing, as applicable, matters related to going concern and using the going concern basis of accounting unless the respective Board of Directors either intends to liquidate the Group or to cease operations, or has no realistic alternative but to do so.

The respective board of directors of the companies included in the group and of its associate are responsible for overseeing the financial reporting process of the group and of its associate.

### **Auditor's Responsibility for the Audit of Consolidated financial statements:**

Our objectives are to obtain reasonable assurance about whether the consolidated financial statements as a whole are free from material misstatement, whether due to fraud or error, and to issue an auditor's report that includes our opinion.

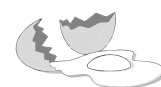


Reasonable assurance is a high level of assurance, but is not a guarantee that an audit conducted in accordance with SAs will always detect a material misstatement when it exists. Misstatements can arise from fraud or error and are considered material if, individually or in the aggregate, they could reasonably be expected to influence the economic decisions of users taken on the basis of these consolidated financial statements.

As part of an audit in accordance with SAs, we exercise professional judgment and maintain professional skepticism throughout the audit. We also:

- Identify and assess the risks of material misstatement of the consolidated financial statements, whether due to fraud or error, design and perform audit procedures responsive to those risks, and obtain audit evidence that is sufficient and appropriate to provide a basis for our opinion. The risk of not detecting a material misstatement resulting from fraud is higher than for one resulting from error, as fraud may involve collusion, forgery, intentional omissions, misrepresentations, or the override of internal control.
- Obtain an understanding of internal financial controls relevant to the audit in order to design audit procedures that are appropriate in the circumstances. Under section 143(3)(l) of the Act, we are also responsible for expressing our opinion on the internal financial controls with reference to the consolidated financial statements and the operating effectiveness of such controls.
- Evaluate the appropriateness of accounting policies used and the reasonableness of accounting estimates and related disclosures made by management.
- Conclude on the appropriateness of management's use of the going concern basis of accounting and, based on the audit evidence obtained, whether a material uncertainty exists related to events or conditions that may cast significant doubt on the ability of the group and its associate to continue as a going concern. If we conclude that material uncertainty exists, we are required to draw attention in our auditor's report to the related disclosures in the consolidated financial statements or, if such disclosures are inadequate, to modify our opinion. Our conclusions are based on the audit evidence obtained up to the date of our auditor's report. However, future events or conditions may cause the group and its associate to cease to continue as a going concern.
- Evaluate the overall presentation, structure and content of the consolidated financial statements, including the disclosures, and whether the consolidated financial statements represent the underlying transactions and events in a manner that achieves fair presentation.
- Obtain sufficient appropriate audit evidence regarding the financial information of the entities or business activities within the Group and its associate to express an opinion on the Consolidated Financial statements. For the foreign subsidiary included in the Consolidated Financial statements, which is unaudited as on the date of furnishing this report, the management of the holding company remain responsible for the direction, supervision and performance of the audit of the subsidiary company and for the associate included in the Consolidated Financial statements, which is yet to be audited by other Independent auditors and remaining unaudited as on the date of furnishing this report, such other auditors remain responsible for the direction, supervision and performance of the audit carried out by them. We remain solely responsible for our audit opinion.

We communicate with those charged with governance of the Holding Company regarding, among other matters, the planned



scope and timing of the audit and significant audit findings, including any significant deficiencies in internal control that we identify during our audit.

We also provide those charged with governance with a statement that we have complied with relevant ethical requirements regarding independence, and to communicate with them all relationships and other matters that may reasonably be thought to bear on our independence, and where applicable, related safeguards.

From the matters communicated with those charged with governance, we determine those matters that were of most significance in the audit of the consolidated financial statements of the current period and are therefore the key audit matters. We describe these matters in our auditor's report unless law or regulation precludes public disclosure about the matter or when, in extremely rare circumstances, we determine that a matter should not be communicated in our report because the adverse consequences of doing so would reasonably be expected to outweigh the public interest benefits of such communication.

### **Other Matters**

We did not audit the financial statements / information of 1 branch (Foreign branch) (In Russia) included in the standalone financial statements of the Company whose financial statements / financial information reflect total assets of Rs.2,93,85,311/- as at 31st March, 2022 and total revenues of Rs.45,09,21,592/- for the year ended on that date, as considered in the standalone financial statements. The financial statements/information of this branch have not been audited by us and has been audited by Russian Auditor whose audit report has been furnished to us and our opinion is based on those Financial Statements received from the Branch Office and certified by the Russian Auditor. Our opinion is not qualified / modified in respect of this matter.

The consolidated financial results includes the unaudited financial statements / financial information of 1 subsidiary whose financial statements / financial information reflect total assets of Rs.6,53,77,717/- as at 31st March, 2022, total revenue of Rs.10,73,16,497/-, total net loss after tax of Rs.13,67,717/-, total comprehensive income of Rs.46,28,419/- and cash inflows (net) of Rs.1,98,21,996/-for the year ended on that date, as considered in the consolidated financial statements, whose financial statements / financial information have not been audited by us. These financial statements / financial information are unaudited and have been furnished to us by the Management. Our opinion is not modified in respect of this matter.

The consolidated financial results also includes the Group's share of net loss after tax of Rs.31,02,196/- and total comprehensive loss of Rs.30,62,671/- for the year ended 31st March, 2022, as considered in the consolidated financial statements, in respect of 1 associate, whose financial statements / financial information have not been audited by us. These financial statements/ financial information are unaudited and have been furnished to us by the Management and our opinion on the Statement, in so far as it relates to the amounts and disclosures included in respect of these subsidiary and associate, is based solely on such unaudited financial statements/financial information. Our opinion is not modified in respect of this matter.

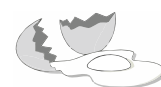
### **Report on Other Legal and Regulatory Requirements:**

As required by section 143(3) of the Act, we report, to the extent applicable, that:

- a) We have sought and obtained all the information and explanations which to the best of our knowledge and belief were necessary for the purpose of our audit of the aforesaid consolidated financial statements.



- b) In our opinion proper books of account as required by law relating to the preparation of aforesaid consolidated financial statements have been kept so far as it appears from our examination of those books.
- c) The Consolidated Balance Sheet, the Consolidated Statement of Profit and Loss (including Other Comprehensive Income), Consolidated Statement of Changes in Equity and the Consolidated Statement of Cash Flows dealt with by this Report are in agreement with the relevant books of account maintained for the purpose of preparation of the Consolidated Financial Statements.
- d) In our opinion, the aforesaid consolidated financial statements comply with the Indian Accounting Standards specified under Section 133 of the Act read with relevant rules issued thereunder.
- e) On the basis of written representations received from the directors of the holding company as on March 31, 2022 taken on record by the Board of Directors of the holding company, none of the directors is disqualified as on March 31, 2022, from being appointed as a director in terms of Section 164(2) of the Act.
- f) With respect to the adequacy of the internal financial controls with reference to consolidated financial statements, the holding company has only one foreign subsidiary (SKM Europe BV, Utrecht, The Netherlands) and one Indian associate (SKM Universal Marketing Company India Private Limited). As regards the foreign subsidiary, it is a company incorporated outside India and has business operations outside India and hence the company is not a company under the Companies Act, 2013 and reporting on the adequacy of the internal financial controls over financial reporting regarding subsidiary is not warranted as the provisions are applicable only to Indian subsidiaries. As regards the Indian associate, as the financial statements of the associate have not been audited as on the date of furnishing the report, we are not in a position to report on the Internal Financial Controls over Financial Reporting on Consolidated Financial Statements.
- g) With respect to the other matters to be included in the Auditor's Report in accordance with the requirements of section 197(16) of the Act, as amended, in our opinion and according to the information and the explanations given to us, the remuneration paid / provided by the holding company during the year to its directors is in accordance with the provisions of section 197 of the Act.
- h) With respect to the other matters to be included in the Auditor's Report in accordance with Rule 11 of the Companies (Audit and Auditors) Rules, 2014, in our opinion and to the best of our information and according to the explanations given to us:
  - i. The Consolidated Financial Statements disclose the impact of pending litigations on the consolidated financial position of the Group. – Also Refer Note No 2(ii) of Notes on Accounts to the Consolidated financial statements;
  - ii. The Group did not have any long-term contracts including derivative contracts for which there were any material foreseeable losses and hence provisions are not warranted in consolidated financial statements.
  - iii. There has been no delay in transferring amounts, required to be transferred, to the Investor Education and Protection Fund by the holding company.
- iv. a) The management has represented that, to the best of its knowledge and belief, no funds have been advanced or loaned or invested (either from borrowed funds or share premium or any other sources or kind of funds) by the holding



company to or in any other persons or entities, including foreign entities (“Intermediaries”), with the understanding, whether recorded in writing or otherwise, that the intermediary shall:

- directly or indirectly lend or invest in other persons or entities identified in any manner whatsoever (“Ultimate Beneficiaries”) by or on behalf of the holding company or
  - provide any guarantee, security or the like to or on behalf of the Ultimate Beneficiaries.
- b) The management has represented, that, to the best of its knowledge and belief, no funds have been received by the holding company from any persons or entities, including foreign entities (“Funding Parties”), with the understanding, whether recorded in writing or otherwise, that the holding company shall:
- directly or indirectly, lend or invest in other persons or entities identified in any manner whatsoever (“Ultimate Beneficiaries”) by or on behalf of the Funding Party or
  - provide any guarantee, security or the like from or on behalf of the Ultimate Beneficiaries; and
- c) Based on such audit procedures as considered reasonable and appropriate in the circumstances, nothing has come to our notice that has caused us to believe that the representations under sub-clause (iv) (a) and (iv) (b) contain any material mis-statement.
- iv. The final dividend proposed, declared and paid by the company during the year is in compliance with Section 123 of the Act, as applicable.
- 2) As required by the Companies (Auditor's Report) Order, 2020 (“the Order”), issued by the Central Government of India in terms of sub-section (11) of section 143 of the Companies Act, 2013, we give in the “Annexure - A” a statement on the matters specified in paragraphs 3 and 4 of the Order, to the extent applicable.

Date : 30.05.2022  
Place : Erode

**N.PRASANNA VENKATESAN**  
CHARTERED ACCOUNTANT  
Membership No.235530  
UDIN : 21235530AAAACD4067



**“ANNEXURE A”**

**TO THE INDEPENDENT AUDITOR'S REPORT ON THE CONSOLIDATED INDAS FINANCIAL STATEMENTS OF SKM EGG PRODUCTS EXPORT (INDIA) LIMITED**

Referred to in Paragraph 2 under the Heading of "Report on Other Legal and Regulatory Requirements" section of our report of even date

- 21) The company has only one foreign subsidiary (SKM Europe BV, Utrecht, The Netherlands) and one Indian associate (SKM Universal Marketing Company India Private Limited).
- a) As regards the foreign subsidiary, it is a company incorporated outside India and has business operations outside India and hence the company is not a company under the Companies Act, 2013 and hence is not required to furnish Companies (Auditor's Report) Order (CARO) report.
  - b) As regards the Indian associate, as the financial statements of the associate have not been audited as on the date of furnishing the report, and consequently the CARO report for the associate is not available on the date of this report.

Hence no qualifications or adverse remarks by the respective auditors in the Companies (Auditor's Report) Order (CARO) reports of the companies included in the consolidated financial statements were received as on the date of furnishing this report.

Date : 30.05.2022  
Place : Erode

**N.PRASANNA VENKATESAN**  
CHARTERED ACCOUNTANT  
Membership No.235530  
UDIN : 21235530AAAACD4067





**CONSOLIDATED BALANCE SHEET AS AT 31.03.2022**

CIN : L01222TZ1995PLC006025

₹ Lakhs

Particulars	Note No.	As at 31.03.2022	As at 31.03.2021
<b>I. Assets</b>			
<b>(1) Non-current assets</b>			
(a) Property, Plant and Equipment	3(a&b)	7,039.38	6,939.78
(b) Capital work-in-progress	3(c)	118.47	227.13
(c) Financial Assets			
(i) Investments	4(a)	16.00	46.63
(ii) Loans	4(b)	95.90	112.62
(iii) Other Financial Assets	4(c)	133.02	146.81
<b>(2) Current assets</b>			
(a) Inventories	5	9,284.06	7,955.77
(b) Financial Assets			
(i) Investments	6(a)	1,547.05	1,530.22
(ii) Trade receivables	6(b)	2,540.76	1,634.60
(iii) Cash and cash equivalents	6(c)	1,933.14	1,068.12
(iv) Bank balances other than (iii) above	6(d)	68.48	51.10
(v) Loans	6(e)	278.91	870.27
(c) Other current assets	7	213.28	376.91
<b>Total Assets</b>		<b>23,268.46</b>	<b>20,959.97</b>
<b>II. EQUITY AND LIABILITIES</b>			
Equity			
(a) Equity Share capital	8(a)	2,633.00	2,633.00
(b) Other Equity	8(b)	9,366.37	8,828.22
<b>LIABILITIES</b>			
<b>(1) Non-current liabilities</b>			
(a) Financial Liabilities			
(i) Borrowings	9(a)	434.01	147.32
(ia) Lease Liabilities - Non current	9(b)	507.94	713.83
(b) Provisions	10	25.36	43.29
(c) Deferred tax liabilities (Net)	11	542.93	542.98
(d) Minority Interest	12	58.33	50.16
<b>(2) Current liabilities</b>			
(a) Financial Liabilities			
(i) Borrowings	13(a)	7,500.27	5,427.41
(ia) Lease Liabilities	13(b)	238.68	207.13
(ii) Trade payables	13(c)		
(A) total outstanding dues of micro enterprises and small enterprises; and		12.04	4.12
(B) total outstanding dues of creditors other than micro enterprises and small enterprises.		1,460.92	1,766.13
(iii) Other Financial Liabilities	13(d)	68.48	51.10
(b) Other current liabilities	14	240.77	329.34
(c) Provisions	15	179.36	215.96
<b>Total Equity and Liabilities</b>		<b>23,268.46</b>	<b>20,959.97</b>

See accompanying Notes to the Financial Statements

FOR AND ON BEHALF OF THE BOARD

**N. PRASANNA VENKATESAN**

Chartered Accountant  
Membership No. : 235530

**SKM MAEILANANDAN**

Executive Chairman & Whole Time Director

**SKM SHREE SHIVKUMAR**

Managing Director

**K.S.VENKATACHALAPATHY**

Chief Financial Officer  
Membership No. : 029064

**P. SEKAR**

Company Secretary  
Membership No.F10744

Place : Erode

Date : 30.05.2022

**CONSOLIDATED STATEMENT OF PROFIT & LOSS FOR THE PERIOD ENDED 31.03.2022**

CIN : L01222TZ1995PLC006025

₹ Lakhs

Particulars	Note No.	As at 31.03.2022	As at 31.03.2021
Revenue from operations	18	30,246.69	26,910.56
Other Income	19	783.89	1,295.39
<b>Total Income</b>		<b>31,030.58</b>	<b>28,205.95</b>
<b>EXPENSES</b>			
Cost of materials consumed	20	20,696.32	16,458.64
Purchases of Stock-in-Trade	21	1,121.04	2,216.33
Changes in inventories of finished goods, Stock-in -Trade and work-in-progress	22	(617.86)	21.61
Employee benefits expense	23	1,696.06	1,552.99
Finance costs	24	383.93	385.94
Depreciation and amortization expense	25	2,421.52	2,068.47
Other expenses	26	4,266.02	3,468.62
<b>Total Expenses</b>		<b>29,967.04</b>	<b>26,172.61</b>
<b>Profit before Share of Profit / (Loss) of Associates</b>		<b>1,063.53</b>	<b>2,033.35</b>
Share of Profit / (Loss) of Associates		(31.02)	36.84
<b>Profit / (loss) before tax</b>		<b>1,032.51</b>	<b>2,070.19</b>
Tax expense:			
(1) Current tax	27 (i)	292.93	548.85
(2) Deferred tax	27 (ii)	0.18	(114.15)
<b>Profit / (Loss) for the Year</b>		<b>739.40</b>	<b>1,635.48</b>
<b>Other Comprehensive Income</b>			
(A) Items that will not be reclassified to Statement of Profit and loss			
i) Remeasurement of Defined Benefit Plans & Others		(0.96)	2.28
ii) Loss on translating the financial statements of a foreign operation		70.54	(0.69)
iii) Share in OCI of Associate		0.40	0.68
iv) Income tax relating to items that will not be reclassified to Statement of Profit and loss		(0.24)	0.57



₹ Lakhs

Particulars	Note No.	As at 31.03.2022	As at 31.03.2021
(B) Items that will be reclassified to Statement of Profit and loss		-	-
(i) Income tax relating to items that will be reclassified to Statement of Profit and loss		-	-
<b>Total Comprehensive Income for the year</b>		<b>809.62</b>	<b>1,637.17</b>
Net Profit attributable to :			
(i) Owners of the Company		741.81	1,631.12
(ii) Non controlling Interest		(2.41)	4.36
Other Comprehensive Income attributable to :			
(i) Owners of the Company		59.64	1.80
(ii) Non controlling Interest		10.58	(0.10)
Total Comprehensive Income attributable to :			
(i) Owners of the Company		801.45	1,632.92
(ii) Non controlling Interest		8.17	4.26
<b>Earning per equity share of face value Rs.10 each</b>	<b>28</b>		
Basic (in Rs.)		2.82	6.19
Diluted (in Rs.)		2.82	6.19

See accompanying Notes to the Financial Statements

FOR AND ON BEHALF OF THE BOARD

**N. PRASANNA VENKATESAN**  
Chartered Accountant  
Membership No. : 235530

**SKM MAEILANANDAN**  
Executive Chairman & Whole Time Director

**SKM SHREE SHIVKUMAR**  
Managing Director

Place : Erode  
Date : 30.05.2022

**K.S.VENKATACHALAPATHY**  
Chief Financial Officer  
Membership No. : 029064

**P. SEKAR**  
Company Secretary  
Membership No.F10744



**SKM EGG PRODUCTS EXPORT (INDIA) LIMITED**  
**Consolidated Statement of Changes in Equity**

**A. Equity Share Capital**

₹ Lakhs

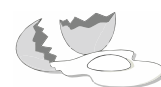
<b>Balance at the beginning of the reporting period (i.e. 1st April, 2021)</b>	<b>Changes in equity share capital during the year 2021-22</b>	<b>Balance at the end of the reporting period (i.e. 31st March, 2022)</b>
2,633.00	-	2,633.00
<b>Balance at the beginning of the reporting period (i.e. 1st April, 2020)</b>	<b>Changes in equity share capital during the year 2020-21</b>	<b>Balance at the end of the reporting period (i.e. 31st March, 2021)</b>
2,633.00	-	2,633.00

**B. Other Equity**

As on 31st March 2022

₹ Lakhs

Particulars	Reserves & Surplus				
	Securities Premium	General Reserve	Retained Earnings	Other Comprehensive Income	Total
Balance at the beginning of the reporting period (i.e. 1st April, 2021)	13.37	4.33	8,825.31	(14.79)	8,828.22
Total Comprehensive Income for the year	-	-	741.81	59.64	801.45
Dividends	-	-	(263.30)	-	(263.30)
Balance at the end of the reporting period (i.e. 31st March, 2022)	13.37	4.33	9,303.82	44.84	9,366.37



**As on 31st March 2021**

₹ Lakhs

Particulars	Reserves & Surplus				
	Securities Premium	General Reserve	Retained Earnings	Other Comprehensive Income	Total
Balance at the beginning of the reporting period (i.e. 1st April, 2020)	13.37	4.33	7,325.84	(16.59)	7,326.95
Total Comprehensive Income for the year	-	-	1,631.12	1.80	1,632.92
Dividends	-	-	(131.65)	-	(131.65)
Balance at the end of the reporting period (i.e. 31st March, 2021)	13.37	4.33	8,825.31	(14.79)	8,828.22

as per our report of even date

**FOR AND ON BEHALF OF THE BOARD**

**N. PRASANNA VENKATESAN**

Chartered Accountant  
Membership No. : 235530

**SKM MAELANANDAN**

Executive Chairman & Whole Time Director

**SKM SHREE SHIVKUMAR**

Managing Director

**K.S.VENKATACHALAPATHY**

Chief Financial Officer  
Membership No. : 029064

**P. SEKAR**

Company Secretary  
Membership No.F10744

Place : Erode  
Date : 30.05.2022



**CONSOLIDATED CASH FLOW STATEMENT FOR THE PERIOD FROM 1ST APRIL, 2021 TO 31ST MARCH, 2022**

₹ Lakhs

Particulars	31-03-2022	31-03-2021
<b>CASH FLOW FROM OPERATING ACTIVITIES:</b>		
Net Profit Before Tax as per Statement of Profit and Loss	1,032.51	2,070.19
Adjusted for:		
Depreciation	945.26	919.78
Financial Cost	383.93	385.94
(Profit) / Loss on Sale of Assets	-	31.16
(Profit) / Loss on Sale of Investments	(42.09)	(11.63)
Unrealised (Gain) / Loss on Investments	(30.26)	(18.71)
Share of (Profit) / Loss of Associate	31.02	(36.84)
Interest income	(36.60)	(83.75)
<b>Operating profit before Working capital changes</b>	<b>2,283.78</b>	<b>3,256.14</b>
Adjusted for:		
Trade & Other Receivables	(120.65)	795.89
Inventories	(1,328.29)	(428.05)
Trade & Other Payables	(353.40)	(513.18)
<b>Cash Generated from Operations</b>	<b>481.44</b>	<b>3,110.80</b>
Taxes Paid (Net)	(292.93)	(548.85)
<b>Net Cash from / (used in) Operating Activities - A</b>	<b>188.51</b>	<b>2,561.95</b>
<b>CASH FLOW FROM INVESTING ACTIVITIES:</b>		
Purchase of Fixed Assets	(894.17)	(307.10)
Purchase of Current Investments	(1,230.06)	(2,244.89)
Sale of Current Investments	1,285.58	745.00
Sale of Fixed Assets	-	22.12
Interest income	36.60	83.75
<b>Net Cash from / (used in) Investing Activities - B</b>	<b>(802.05)</b>	<b>(1,701.12)</b>
<b>CASH FLOW FROM FINANCING ACTIVITIES:</b>		
Long Term Borrowings	394.24	(267.49)
Financial Cost (excluding Interest on lease Liability)	(318.06)	(304.18)
Lease Liability paid	(282.25)	(270.76)
Dividend paid	(263.30)	(131.65)
<b>Net Cash Flow from / (used in) Financing Activities - C</b>	<b>(469.37)</b>	<b>(974.08)</b>
Net Increase / (Decrease) in Cash and Cash equivalents	(1,082.90)	(113.25)
Opening Cash & Cash Equivalents	(4,197.83)	(4,084.58)
Closing Cash & Cash Equivalents	(5,280.73)	(4,197.83)

1. Cash and cash equivalents include cash on hand, in banks and demand deposits with banks, net of outstanding bank overdrafts that are repayable on demand and are considered part of the Company's cash management system. Also refer note number 6(c) & 6(d).

2. The above cashflow statement has been prepared following the indirect method as set out in Ind AS-7.  
as per our report of even date

**N. PRASANNA VENKATESAN**

Chartered Accountant

Membership No. : 235530

Place : Erode

Date : 30.05.2022

**SKM MAEILANANDAN**

Executive Chairman & Whole Time Director

**K.S.VENKATACHALAPATHY**

Chief Financial Officer

Membership No. : 029064

**FOR AND ON BEHALF OF THE BOARD**

**SKM SHREE SHIVKUMAR**

Managing Director

**P. SEKAR**

Company Secretary

Membership No.F10744



**NOTES TO THE CONSOLIDATED FINANCIAL STATEMENTS FOR THE YEAR ENDED 31.03.2022****1. GENERAL INFORMATION & COMPANY BACKGROUND**

**SKM Egg Products Export India Limited ("the company")** is a public listed company incorporated and domiciled in India.

The address of its registered office is No.133, 133/1, Gandhiji Street, Erode - 638001 and the address of the principal place of business is Cholangapalayam, Erode which addresses are also disclosed in the introduction to the annual report. The Company has its primary listing with Bombay Stock Exchange and National Stock Exchange in India.

The Company is an Export Oriented Undertaking engaged in the production and sale of eggs and manufacture and sale of Egg Products. The company's revenue is mainly on account of export of egg products.

**SIGNIFICANT ACCOUNTING POLICIES:****BASIS OF PREPARATION AND PRESENTATION:**

The financial statements have been prepared on the historical cost basis except for the following assets and liabilities which have been measured at fair value amount :

- i) Certain financial assets and liabilities (including derivative instruments)
- ii) Defined benefit plans - plan assets

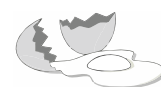
Historical cost is generally based on the fair value of the consideration given in exchange for goods and services. Fair value is the price that would be received to sell an asset or paid to transfer a liability in an orderly transaction between market participants at the measurement date. All assets and liabilities have been classified as current and non-current as per the Company's normal operating cycle. Based on the nature of transactions involving sale of goods to customers and time elapsed between deployment of resources and the realisation in cash and cash equivalents, the Company has considered an operating cycle of 12 months.

**STATEMENT OF COMPLIANCE:**

These financial statements have been prepared in accordance with Indian Accounting Standards ('Ind AS'), notified under Section 133 of the Companies Act, 2013 (the Act), read with the Companies (Indian Accounting Standards) Rules, 2015 and other relevant provisions of the Act.

Effective April 1, 2017, the Company has adopted all the applicable Ind AS Standards and the adoption was carried out in accordance with Ind AS 101, First Time adoption of Indian Accounting Standards, with April 1, 2016 as the transition date. The transition was carried out from Indian Accounting Principles Generally Accepted in India (Indian GAAP), as prescribed under Section 133 of the Act, read with Rule 7 of the Companies (Accounts) Rules, 2014 (Indian GAAP), which was the previous GAAP.

Accounting Policies have been consistently applied except where a newly issued Accounting Standard is initially adopted or a revision to an existing Accounting Standard requires a change in the Accounting Policy hitherto adopted.



## NOTES TO THE CONSOLIDATED FINANCIAL STATEMENTS FOR THE YEAR ENDED 31.03.2022

**FUNCTIONAL AND PRESENTATION CURRENCY**

The financial statements are presented in Indian rupees, the national currency of India, which is the functional currency of the company.

Figures are rounded off to the nearest lakhs with two decimal places.

**SUMMARY OF SIGNIFICANT ACCOUNTING POLICIES:****Inventories**

Inventories are valued in line with Ind AS 2 - Inventories. Items of inventories are measured at lower of cost and net realisable value after providing for obsolescence, if any, except in case of by-products which are valued at net realisable value. Cost of inventories comprises of cost of purchase, cost of conversion and other costs including manufacturing overheads net of recoverable taxes incurred in bringing them to their respective present location and condition. . The formula used for arriving at the cost for various items of inventories are as follows:

- |                        |                         |
|------------------------|-------------------------|
| i) Raw materials       | - Weighted Average Cost |
| ii) Packing Materials  | - Weighted Average Cost |
| iii) Additives         | - Weighted Average Cost |
| iv) Stores & Spares    | - Weighted Average Cost |
| v) Semi-finished goods | - Weighted Average Cost |
| vi) Finished goods     | - FIFO                  |
| vii) Livestock         | - Weighted Average Cost |

**Revenue Recognition**

Revenue from sale of goods is recognised when the significant risks and rewards of ownership have been transferred to the buyer, recovery of the consideration is probable, the associated cost can be estimated reliably, there is no continuing effective control or managerial involvement with the goods, and the amount of revenue can be measured reliably.

Revenue from sale of goods is measured at the fair value of consideration received or receivable, taking into account contractually defined terms of payment and excluding taxes or duties collected on behalf of the government.

Revenue is recognised and expenditure is accounted for on their accrual

Sales of Finished goods, Eggs, Birds & Feeds are recognised on accrual basis and are accounted for in the books of accounts on the dates on which the goods are actually despatched from the Factory, Farm, Feedmill respectively.

**Interest Income :**

Interest income from a financial asset is recognised using effective interest rate method.

**Dividend Income :**

Revenue on account of dividend income recognised when the Company's right to receive the payment has been established.





**NOTES TO THE CONSOLIDATED FINANCIAL STATEMENTS FOR THE YEAR ENDED 31.03.2022****Government grants / assistance :**

Revenue from grants, subsidies or government assistance in any form are recognised when the Company's right to receive the payment has been established.

Grants from the Government are recognized at their fair market value where there is a reasonable assurance that the grant will be received and the company will comply with all attached conditions. Government grants receivable as compensation for expenses or financial support are recognized in profit or loss of the period in which it becomes available.

Government grants relating to the purchase of property, plant and equipment are shown by way of reduction from the value of the Property, plant & equipment in accordance with the amended Ind AS 20 - Accounting for Government Grants and Disclosure of Government Assistance.

**Finance Cost**

Borrowing costs include exchange differences arising from foreign currency borrowings to the extent they are regarded as an adjustment to the interest cost. Borrowing costs that are directly attributable to the acquisition or construction of qualifying assets are capitalised as part of the cost of such assets. A qualifying asset is one that necessarily takes substantial period of time to get ready for its intended use.

Interest income earned on the temporary investment of specific borrowings pending their expenditure on qualifying assets is deducted from the borrowing costs eligible for capitalisation.

All other borrowing costs are charged to the Statement of Profit and Loss for the period for which they are incurred.

**Leases**

The Company, as a lessee, recognises a right of use asset and a lease liability for its leasing arrangements, if the contract conveys the right to control the use of an identified asset.

The contract conveys the right to control the use of an identified asset, if it involves the use of an identified asset and the Company has substantially all of the economic benefits from use of the asset and has right to direct the use of the identified asset. The cost of the right of use asset shall comprise of the amount of the initial measurement of the lease liability adjusted for any lease payments made at or before the commencement date plus any initial direct costs incurred. The right-of-use assets is subsequently measured at cost less any accumulated depreciation, accumulated impairment losses, if any and adjusted for any remeasurement of the lease liability. The right-of-use assets is depreciated using the straight-line method from the commencement date over the shorter of lease term or useful life of right-of-use asset.

The Company measures the lease liability at the present value of the lease payments that are not paid at the commencement date of the lease. The lease payments are discounted using the interest rate implicit in the lease, if that rate can be readily determined. If that rate cannot be readily determined, the Company uses incremental borrowing rate.

Lease liability and ROU asset are separately presented in the Balance Sheet and lease payments are classified as financing



**NOTES TO THE CONSOLIDATED FINANCIAL STATEMENTS FOR THE YEAR ENDED 31.03.2022**

cash flows. At the date of commencement of the lease, the Company recognizes a right-of-use (“ROU”) asset representing its right to use the underlying asset for the lease term and a lease liability for all lease arrangements in which it is a lessee except for leases with a term of 12 months or less (short term leases) and leases for which the underlying assets is of low value. For short-term and low value leases, the Company recognises the lease payments as an operating expense on a straight-line basis over the lease term.

**Earnings Per Share**

Basic earnings per share is calculated by dividing the net profit after tax by the weighted average number of equity shares outstanding during the year. Diluted earnings per share adjusts the figures used in determination of basic earnings per share to take into account the conversion of all dilutive potential equity shares. Since the company does not have any potential equity shares, the basic earnings per share and diluted earnings per share are the same for the company.

**Provisions**

Provisions are recognised when the company has a present obligation (legal or constructive) as a result of a past event, if it is probable that an outflow of resources embodying economic benefits will be required to settle the obligation and a reliable estimate can be made of the amount of the obligation.

If the effect of the time value of money is material, provisions are discounted using a current pre-tax rate that reflects, when appropriate, the risks specific to the liability. When discounting is used, the increase in the provision due to the passage of time is recognised as a finance cost.

**Tax Expenses:**

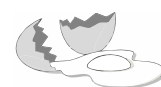
The tax expense for the period comprises current and deferred tax. Tax is recognised in Statement of Profit and Loss, except to the extent that it relates to items recognised in the comprehensive income or equity. In which case, the tax is also recognised in other comprehensive income or equity.

**Current tax:**

Current tax assets and liabilities are measured at the amount expected to be recovered from or paid to the taxation authorities based on the tax rates that are enacted or substantively enacted at the Balance Sheet date.

The current income tax expense includes income taxes payable by the Company and its branch in overseas. The current tax payable by the Company in India is the Indian income tax payable on income earned in India and from overseas branch. Current income tax payable by overseas branch of the Company is computed in accordance with the tax laws applicable in the jurisdiction in which the respective branch operates. The taxes paid are generally available for set off against the Indian income tax liability of the Company's worldwide income.

Advance taxes and provisions for current income taxes are presented in the balance sheet after off-setting advance tax paid and income tax provision arising in the same tax jurisdiction and where the relevant tax paying unit intends to settle the asset and liability on a net basis.



**NOTES TO THE CONSOLIDATED FINANCIAL STATEMENTS FOR THE YEAR ENDED 31.03.2022****Deferred Tax:**

Deferred tax is recognised on temporary differences between the carrying amounts of assets and liabilities in the financial statements and the corresponding tax bases used in the computation of taxable profit.

Deferred tax liabilities and assets are measured at the tax rates that are expected to apply in the period in which the liability is settled or the asset realised, based on tax rates (and tax laws) that have been enacted or substantively enacted by the end of the reporting period. The carrying amount of Deferred tax liabilities and assets are reviewed at the end of each reporting period.

**Cash Flow Statements**

Cash Flow Statement has been prepared under “Indirect Method”. For the purposes of the cash flow statement, cash and cash equivalents include cash on hand, in banks and demand deposits with banks, net of outstanding bank overdrafts that are repayable on demand and are considered part of the Company’s cash management system. In the balance sheet, bank overdrafts are presented under borrowings within current liabilities.

**Property, plant & equipment:**

Property, plant & equipment are stated at cost, net of recoverable taxes, trade discount and rebates less accumulated depreciation and impairment losses, if any. Such cost includes purchase price, borrowing cost and any cost directly attributable to bringing the assets to its working condition for its intended use, net changes on foreign exchange contracts and adjustments arising from exchange rate variations attributable to the assets.

Subsequent costs are included in the asset's carrying amount or recognised as a separate asset, as appropriate, only when it is probable that future economic benefits associated with the item will flow to the entity and the cost can be measured reliably.

Expenses incurred relating to project, net of income earned during the project development stage prior to its intended use are considered as pre-operative expenses and disclosed under Capital Work-in-progress

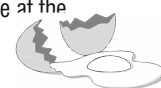
Depreciation on property, plant & equipment is provided on straight line method as per the useful life prescribed in Schedule II of the Companies Act 2013, except for imported plant & machinery for which the useful life has been taken based upon the technical evaluation by the expert committee on the useful life of the assets. In respect of assets added/adjusted during the year, depreciation is provided on pro-rata basis.

The residual values, useful lives and method of depreciation of property, plant & equipment are reviewed at each financial year end and adjusted prospectively, if appropriate.

Gains or losses arising from derecognition of a property, plant & equipment are measured as the difference between the net disposal proceeds and the carrying amount of the asset and are recognised in the Statement of Profit and Loss when the asset is derecognised.

**Foreign currencies transactions and translation:**

Transactions in foreign currencies are recorded at the exchange rate prevailing on the dates of transaction. Monetary assets and liabilities denominated in foreign currencies are translated at the functional currency closing rates of exchange at the reporting rate.



**NOTES TO THE CONSOLIDATED FINANCIAL STATEMENTS FOR THE YEAR ENDED 31.03.2022**

Exchange differences arising on settlement or translation of monetary items are recognised in Statement of Profit and Loss except to the extent of exchange differences which are regarded as an adjustment to interest costs on foreign currency borrowings that are directly attributable to the acquisition or construction of qualifying assets, are capitalized as cost of assets.

Non-monetary items that are measured in terms of historical cost in a foreign currency are recorded using exchange rates at the date of transaction. Non-monetary items measured at fair value in a foreign currency are translated using the exchange rates at the date when the fair value was measured. The gain or loss arising on translation of non-monetary items measured at fair value is treated in line with recognition of the gain or loss on the change in fair value of the item (i.e., translation differences on items whose fair value gain or loss is recognised in OCI or Statement of Profit and Loss are also recognised in OCI or Statement of Profit and Loss, respectively.

**Employee Benefits Expense:****Short Term Employment Benefits:**

The undiscounted amount of short term employee benefits expected to be paid in exchange for the services rendered by employees are recognised as an expense during the period when the employees render the services.

**Post-Employment Benefits:****Defined Contribution Plans:**

A defined contribution plan is a post-employment benefit plan under which the company pays specified contributions to the specific entity. The company makes specified monthly contributions towards Provident Fund and Pension Scheme. The company's contribution is recognised as an expense in the Statement of Profit and Loss during the period in which the employee renders the related service.

**Defined benefit plans:**

The gratuity liability amount is contributed to the gratuity fund approved by the respective IT authorities. The present value of the obligation is determined based on actuarial valuation using the Projected Unit credit method, which recognizes each period of service as giving rise to additional unit of employee benefit entitlement and measures each unit separately to build up the final obligation.

The estimates of rate of escalation in salary considered in actuarial valuation, take into account inflation, seniority, promotion and other relevant factors including supply and demand in the employment market.

**Impairment of non-financial assets - property, plant and equipment:**

The company assesses at each reporting date as to whether there is any indication that any property, plant and equipment or group of assets, called cash generating units (CGU) may be impaired. If any such indication exists, the recoverable amount of an asset or CGU is estimated to determine the extent of impairment, if any. When it is not possible to estimate the recoverable amount of an individual asset, the company estimates the recoverable amount of the CGU to which the asset belongs. group of assets, called cash generating units (CGU) may be impaired. If any such indication exists, the recoverable amount



**NOTES TO THE CONSOLIDATED FINANCIAL STATEMENTS FOR THE YEAR ENDED 31.03.2022**

of an asset or CGU is estimated to determine the extent of impairment, if any. When it is not possible to estimate the recoverable amount of an individual asset, the company estimates the recoverable amount of the CGU to which the asset belongs.

An impairment loss is recognised in the Statement of Profit and Loss to the extent, asset's carrying amount exceeds the recoverable amount. The recoverable amount is the higher of an asset's fair value less cost of disposal and value in use. Value in use is based on the estimated future cash flows, discounted to their present value using pre-tax discount rate that reflects current market assessments of the time value of money and risk specific to the assets. The impairment loss recognised in prior accounting period is reversed if there has been a change in the estimate of recoverable amount.

**Events after the reporting period**

Where events occurring after the Balance Sheet date provide evidence of conditions that existed at the end of the reporting period, the impact of such events is adjusted within the financial statements. Otherwise, events after the Balance Sheet date of material size and of nature are only disclosed.

**CRITICAL ACCOUNTING JUDGMENTS AND KEY SOURCES OF ESTIMATION UNCERTAINTY**

The preparation of the company's financial statement requires management to make judgement, estimates and assumptions that affect the reported amount of revenue, expenses, assets and liabilities and the accompanying disclosures. Uncertainty about these assumptions and estimates could result in outcomes that require a material adjustment to the carrying amount of assets or liabilities affected in future periods.

**Depreciation / amortisation and useful lives of property, plant and equipment and Livestock:**

Property, plant and equipment / Livestock are depreciated / amortised over their estimated useful lives, after taking into account estimated residual value. Management reviews the estimated useful lives and residual values of the assets annually in order to determine the amount of depreciation / amortisation to be recorded during any reporting period. The useful lives and residual values are based on the company's historical experience with similar assets and take into account anticipated technological changes. The depreciation / amortisation for the future periods is revised if there are significant changes from previous estimates.

**Recoverability of trade receivable:**

Judgements are required in assessing the recoverability of overdue trade receivables and determining whether a provision against those receivables is required. Factors considered include the credit rating of the counterparty, the amount and timing of anticipated future payments and any possible actions that can be taken to mitigate the risk of non-payment.

**Provisions:**

Provisions and liabilities are recognized in the period when it becomes probable that there will be a future outflow of funds resulting from past operations or events and the amount of cash outflow can be reliably estimated. The timing of recognition and quantification of the liability requires the application of judgement to existing facts and circumstances, which can be subject to change. The carrying amounts of provisions and liabilities are reviewed regularly and revised to take account of changing facts and circumstances.



**NOTES TO THE CONSOLIDATED FINANCIAL STATEMENTS FOR THE YEAR ENDED 31.03.2022****Impairment of non-financial assets:**

The company assesses at each reporting date whether there is an indication that an asset may be impaired. If any indication exists, the company estimates the asset's recoverable amount. An asset's recoverable amount is the higher of an asset's or Cash Generating Units (CGU's) fair value less costs of disposal and its value in use. It is determined for an individual asset, unless the asset does not generate cash inflows that are largely independent of those from other assets or a group of assets. Where the carrying amount of an asset or CGU exceeds its recoverable amount, the asset is considered impaired and is written down to its recoverable amount.

In assessing value in use, the estimated future cash flows are discounted to their present value using pre-tax discount rate that reflects current market assessments of the time value of money and the risks specific to the asset. In determining fair value less costs of disposal, recent market transactions are taken into account, if no such transactions can be identified, an appropriate valuation model is used.

**Impairment of financial assets:**

The impairment provisions for financial assets are based on assumptions about risk of default and expected cash loss rates. The company uses judgement in making these assumptions and selecting the inputs to the impairment calculation, based on company's past history, existing market conditions as well as forward looking estimates at the end of each reporting period.

**Global Health Pandemic on COVID-19:**

The outbreak of corona virus (COVID-19) pandemic globally and in India has caused significant disturbance and slowdown of economic activity. Particularly, the Company's export operations and export revenue during the period were impacted due to COVID-19. The Company has taken into account the possible impact of COVID-19 in preparation of financial statements, including its assessment of recoverable value of its assets based on internal and external information upto the date of approval of these financial statements and current indicators of future economic conditions.

**Accounting for Government Grants and Disclosure of Government Assistance:**

The Government Grants are accounted in line with IND AS 20 - "Accounting for Government Grants and Disclosure of Government Assistance".

Unfulfilled conditions and other contingencies attaching to government assistance that has been recognised - Nil.

The grant was received towards the acquisition of PPE (Property, Plant & equipments) during the years spanning from 2018-19 to 2020-21 and accordingly treated as a capital grant and adjusted against the cost. The value of Property, Plant & Equipments is disclosed net of government grants received from MOFPI (Ministry of Food Processing Industries) of Rs.488.72 lakhs.

**Borrowings secured against current assets:**

The company has borrowings from banks on the basis of security of current assets. The quarterly returns or statements of current assets filed by the company with banks are in agreement with the books of accounts.



**NOTES TO THE CONSOLIDATED FINANCIAL STATEMENTS FOR THE YEAR ENDED 31.03.2022**

**APPROVAL OF FINANCIAL STATEMENTS:**

The Financial Statements were approved for issue by the board of directors at their meeting held on 30.05.2022.

**DETAILS OF LOANS GIVEN, INVESTMENTS MADE AND GUARANTEE GIVEN COVERED UNDER SECTION 186(4) OF THE COMPANIES ACT 2013**

- i) Loans given - Nil
- ii) Investments made

Particulars	No of Shares	Value
SKM Universal Marketing Company India Private Limited - Associate Company	7,89,700	Rs.78,70,000

- iii) Corporate Guarantees - Nil

**Ind AS - 12 - Income Taxes**

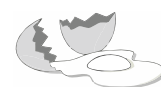
Consequent to the appeal preferred by the income tax department with the Honourable ITAT, Chennai for the Assessment Year 2014-15, the appeal hitherto allowed in favour of the company by CIT (Appeals) was dismissed by the Income Tax Appellate Tribunal and verdict was pronounced in favour of the income tax department. Hence, an amount of Rs.80.66 lakhs demand (net of refund receivable) had arisen. However, the company had filed an appeal against this ITAT order with the High Court of Chennai. since the company is confident of coming out successful in the Appeals as per the advice taken from the legal experts, no provision have been made in the books for the said income tax liability and disclosed as a contingent liability.

Last year the company had informed that the carried forward losses under the Income Tax Act,1961 of the earlier assessment year A.Y.2013-14 amounting to Rs.3.59 crores have been reduced by the Assessing Officer while completing the assessment by making some adjustments to the returned Loss and that the Company has preferred appeals before the immediate superior authority which appeals are pending for disposal as on the date of the financial reports and since the adjustments have resulted only in the reduction of carry forward losses, there is no immediate demand raised and hence, conservatively the said losses have not been considered while filing return of income for the relevant assessment years and that the tax impact on account of the said issue would be approximately Rs.1.20 crores. The matter is still pending before the Commissioner of Income Tax Appeals - NFAC , New Delhi for disposal.

During the financial year, a search operation was carried out by the Investigation Wing, Chennai on the Assessee. However no incriminating materials were found as to the undisclosed income. The search related assessment is yet to commence at the Assessment Circle being the Central Circle, Salem to which office the assessment has been centralised and the assessment proceedings are yet to commence as on the date of approval of the financial statements by the Board of Directors.

**Amendments:**

**Ind AS - 16 - Property Plant and equipment :**



**NOTES TO THE CONSOLIDATED FINANCIAL STATEMENTS FOR THE YEAR ENDED 31.03.2022**

The amendment clarifies that excess of net sale proceeds of items produced over the cost of testing, if any, shall not be recognised in the profit or loss but deducted from the directly attributable costs considered as part of cost of an item of property, plant and equipment. The effective date for adoption of this amendment is annual periods beginning on or after April 1, 2022. The Company has not earned any revenue from test runs of assets capitalised/work in progress during the year.

The amendments carried out with respect to the following Ind AS did not have any significant impact on the financial statements of the company for the year:

- Ind AS 103 - Business combinations
- Ind AS 37 - Provisions, Contingent liabilities & contingent assets
- Ind AS 109 - Financial Instruments
- Ind AS 116 - Leases

**Amendment to Division II to Schedule III:**

MCA vide notification dated 24.03.2021 made certain modifications to Schedule II (Division II) disclosure requirements and certain additional disclosure requirements to Financial statements have been introduced. These amendments are effective and applicable for the financial statements from 01.04.2021. Accordingly, these amendments have been considered necessary disclosures that are applicable have been made. The comparatives have also been presented in line with the amendments made to Division II Schedule III.

**2. CONTINGENT LIABILITIES & COMMITMENTS:**

₹ Lakhs

Particulars	As at 31.03.2022	As at 31.03.2021
a) Claims against the company / disputed liabilities not acknowledged as debts:		
i) Income Tax Liability	80.66	-
ii) Service Tax Liability	118.91	118.91
iii) Excise Duty Liability	5.59	5.59
b) Other money for which the Company is contingently liable:		
i) Liability in respect of bills discounted with banks	851.51	613.26

No provision has been made in respect of the above demand of Excise Duties and Service Tax, for which the company has filed appeals with various Higher Appellate Forums, against the orders of the Lower Authorities since the company is confident of coming out successful in the Appeals as per the advice taken from the legal experts.





NOTES TO THE CONSOLIDATED FINANCIAL STATEMENTS FOR THE YEAR ENDED 31.03.2022

03. CONSOLIDATED PROPERTY, PLANT & EQUIPMENT

₹ Lakhs

S. No.	Particulars	Gross Block			Depreciation			Net Block		
		01.04.2021	Addition during the year	Deduction during the year	31.03.2022	01.04.2021	Depreciation for the year	Deduction during the year	31.03.2022	31.03.2021
(a)	<b>Tangible Assets</b> (Own assets)									
	Land	372.10	-	-	372.10	-	-	-	372.10	372.10
	Building	4,397.63	8.09	-	4,405.72	1,911.36	130.26	2,041.61	2,364.10	2,486.27
	Plant & Machinery	8,954.20	936.48	-	9,890.68	6,275.91	445.97	6,721.88	3,168.80	2,678.29
	Electrical Installation and equipments	752.76	5.56	-	758.32	703.95	5.11	709.06	49.26	48.81
	Lab Equipment	405.18	0.59	-	405.78	283.80	24.55	308.35	97.43	121.38
	Office Equipment	175.19	2.42	-	177.61	154.25	6.92	161.16	16.45	20.95
	Computers	342.69	3.80	-	346.49	247.71	38.46	286.17	60.32	94.98
	Furniture & Fixtures	117.37	3.99	-	121.36	81.83	6.08	87.91	33.46	35.54
	Motor Vehicles	462.56	41.89	-	504.46	259.67	43.00	302.67	201.79	202.89
	SUB TOTAL (a)	15,979.68	1,002.83	-	16,982.51	9,918.47	700.34	10,618.81	6,363.71	6,061.21
(b)	<b>Tangible Assets</b> (Right to Use Assets)									
	Plant & Machinery	-	-	-	-	231.38	244.93	476.31	675.68	878.57
	SUB TOTAL (b)	1,109.95	42.04	-	1,151.99	231.38	244.93	476.31	675.68	878.57
(c)	<b>Capital Work-in-progress</b>									
	Plant & Machinery	131.86	363.05	494.91	0.00	-	-	-	0.00	31.86
	Others	95.27	147.54	124.34	118.47	-	-	-	118.47	95.27
	SUB TOTAL (c)	227.13	510.59	619.25	118.47	-	-	-	118.47	227.13
	<b>Total (a+b+c)</b> <b>(Current Year)</b>	17,316.76	1,555.45	619.25	18,252.97	10,149.85	945.26	11,095.12	7,157.85	7,166.91
	<b>(Previous Year)</b>	16,054.19	1,640.62	378.04	17,316.76	9,331.27	919.78	10,149.85	7,166.91	6,722.91



## NOTES TO THE CONSOLIDATED FINANCIAL STATEMENTS FOR THE YEAR ENDED 31.03.2022

**Depreciation:**

Depreciation has been provided under Straight Line Method on the basis of useful lives prescribed under Schedule II of the Companies Act, 2013, except for the Imported Plant & Machinery, whose useful life is different from that prescribed in Schedule II of the Companies Act, 2013 and its useful life is adopted on the basis of engineering & other expert guidance and depreciated accordingly as follows:

Imported Plant & Machinery acquired upto 31.03.2007	Useful life - 25 years
Imported Plant & Machinery acquired from 01.04.2007 to 31.03.2015	Useful life - 20 years

**Impairment of Assets :**

The recoverable amount of the CGU is determined on the basis of Fair Value less Cost of Disposal (FVLCD). The FVLCD of the CGU is determined based on the market capitalization approach, using the turnover and earnings multiples derived from observable market data. The fair value measurement is categorized as a level 3 fair value based on the inputs in the valuation techniques used.

Based on the above, no impairment was identified as of March 31, 2022 and 2021 as the recoverable value of the CGUs exceeded the carrying value. Further, none of the CGU's tested for impairment as of March 31, 2022 and 2021 were at risk of impairment. An analysis of the calculation's sensitivity to a change in the key parameters (revenue growth, operating margin, discount rate and long-term growth rate) based on reasonably probable assumptions, did not identify any probable scenarios where the CGU's recoverable amount would fall below its carrying amount.

**Mortgage / Charge on Property, plant & equipments:**

Plant & Machinery are under the first charge on account of the Term Loan with banks.

The property, plant & equipments are under the second charge for short term borrowings with banks.

**Government Grants:**

The value of property, plant & equipments is disclosed net of government grants received from MOFPI (Ministry of Food Processing Industries) of Rs.4,88,72,000/- during 2018-19 to 2020-21.



**NOTES TO THE CONSOLIDATED FINANCIAL STATEMENTS FOR THE YEAR ENDED 31.03.2022**

₹ Lakhs

Particulars	As at 31.03.2022	As at 31.03.2021
<b>04(a) INVESTMENTS</b>		
<b>Investment measured at cost: (Accounted using equity method)</b>		
<u>In equity shares of associate company:</u>		
SKM Universal Marketing Company India Private Limited of Rs.10 each		
Number of Units	7,89,700	7,89,700
Value (Rs)	118.46	118.46
Intrinsic value of investment	78.56	78.56
Add: Goodwill	39.90	39.90
	118.46	118.46
Add: Share in Securities Premium	9.37	9.37
	127.82	127.82
Add: Share in Other Equity up to previous year	(81.19)	(118.71)
	46.63	9.11
Add: Share in Other Equity for the year	(30.63)	37.52
Value (Rs)	16.00	46.63
Aggregate amount of quoted investments	-	-
Aggregate amount of unquoted investments	16.00	46.63
Investment measured at cost	16.00	46.63
<b>Total</b>	<b>16.00</b>	<b>46.63</b>
<b>04(b) LOANS (UNSECURED AND CONSIDERED GOOD)</b>		
Advances Recoverable	95.90	112.62
<b>Total</b>	<b>95.90</b>	<b>112.62</b>
<b>04(c) OTHER FINANCIAL ASSETS</b>		
Security Deposits	133.02	146.81
<b>Total</b>	<b>133.02</b>	<b>146.81</b>
<b>05. INVENTORIES</b>		
Raw Material, additives & packing materials	1,578.09	1,199.47
Finished Goods	5,396.28	4,697.88
Stock in Trade	41.04	226.39
Stores and spares & consumables	400.63	354.42
Livestock - Birds	1,868.03	1,477.62
<b>Total</b>	<b>9,284.06</b>	<b>7,955.77</b>



**NOTES TO THE CONSOLIDATED FINANCIAL STATEMENTS FOR THE YEAR ENDED 31.03.2022**

₹ Lakhs

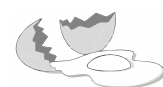
Particulars	As at 31.03.2022	As at 31.03.2021
<b>06(a) TRADE RECEIVABLES</b>		
<b>Investment measured at Fair value:</b>		
In mutual funds		
SBI Short Term Debt Fund (Growth)		
Number of Units	41,92,127	61,15,464
Value (Rs)	1,092.13	1,530.22
SBI Equity Savings Fund (Growth)		
Number of Units	24,14,988	-
Value (Rs)	454.92	-
Aggregate amount of quoted investments	1,547.05	1,530.22
Aggregate amount of unquoted investments	-	-
Investment measured at Fair value through P & L	1,547.05	1,530.22
<b>Total</b>	<b>1,547.05</b>	<b>1,530.22</b>
<b>06(b) TRADE RECEIVABLES</b>		
(a) Trade Receivables considered good - Secured	-	-
(b) Trade Receivables considered good - Unsecured	2,540.76	1,634.60
(c) Trade Receivables which have significant increase in Credit Risk and	-	-
(d) Trade Receivables - credit impaired	-	-
<b>Total</b>	<b>2,540.76</b>	<b>1,634.60</b>
<b>06(c) CASH AND CASH EQUIVALENTS</b>		
Balances with banks		
Current Accounts	1,173.10	860.06
Demand deposits	739.84	198.94
Cash on hand	20.21	9.12
<b>Sub Total</b>	<b>1,933.14</b>	<b>1,068.12</b>
<b>06(d) BANK BALANCES OTHER THAN ABOVE</b>		
Balances with banks - Unclaimed dividend	-	-
Current Accounts	68.48	51.10
<b>Sub Total</b>	<b>68.48</b>	<b>51.10</b>
<b>Total</b>	<b>2,001.62</b>	<b>1,119.22</b>

1. Trade receivables are netted with Bill discounting of Rs.851.51 Lakhs (Previous year Rs.613.26 Lakhs)

2. Trade receivables ageing schedule is given in Annexure no.6(b)(i)

The Company's cash and cash equivalents consist of cash on hand and in banks and demand deposits with banks, which can be withdrawn at any time, without prior notice and without penalty on the principal.

For the purposes of the cash flow statement, cash and cash equivalents include cash on hand, in banks and demand



**NOTES TO THE CONSOLIDATED FINANCIAL STATEMENTS FOR THE YEAR ENDED 31.03.2022**

deposits with banks and net of outstanding bank overdrafts that are repayable on demand and are considered part of the Company's cash management system. In the balance sheet, bank overdrafts are presented under borrowings within current liabilities.

Cash and Cash equivalents consists of the following for the purpose of cash flow statement:

₹ Lakhs

Particulars	As at 31.03.2022	As at 31.03.2021
Cash and Cash equivalents	2,001.62	1,119.22
Bank Overdrafts	(7,500.27)	(5,427.41)
<b>Total</b>	<b>(5,498.65)</b>	<b>(4,308.20)</b>
<b>06(e) LOANS (UNSECURED AND CONSIDERED GOOD) - CURRENT</b>		
(a) Loan Receivables considered good - Secured	-	-
(b) Loan Receivables considered good - Unsecured		
(i) Staff Advances	8.29	6.78
(ii) Trade Advances	229.83	787.35
(iii) Prepaid Expenses	40.79	60.87
(iv) VAT receivable	-	15.28
(c) Loan Receivables which have significant increase in Credit Risk and	-	-
(d) Loan Receivables - credit impaired	-	-
<b>Total</b>	<b>278.91</b>	<b>870.27</b>
<b>07. OTHER CURRENT ASSETS</b>		
Input Tax Credit and Tax Refund receivables	208.96	376.91
Others	4.32	-
<b>Total</b>	<b>213.28</b>	<b>376.91</b>
<b>08 (a) EQUITY SHARE CAPITAL</b>		
<u>Authorised Capital:</u>		
3,00,00,000 Equity Shares of Rs. 10/- Each	3,000.00	3,000.00
<u>Issued, Subscribed &amp; Paid-up:</u>		
263,30,000 Equity Shares of Rs.10/- each fully paid-up	2,633.00	2,633.00
<b>Total</b>	<b>2,633.00</b>	<b>2,633.00</b>

Terms, Rights, preferences and restrictions:

- (i) The company has one class of equity shares having par value of Rs.10 each. Each share holder is eligible for one vote per share held and carry a right to dividend. In the event of liquidation, the equity share holders are eligible to receive the remaining assets of the company after distribution of all preferential amounts. The distribution will be in proportion to the number of equity shares held by the shareholders.
- (ii) There are no restrictions attached to equity shares



**NOTES TO THE CONSOLIDATED FINANCIAL STATEMENTS FOR THE YEAR ENDED 31.03.2022**

₹ Lakhs

Particulars	As at 31.03.2022	As at 31.03.2021
<b>Reconciliation of the number of shares outstanding is set out below:</b>		
Equity Shares:		
At the beginning of the year	2,63,30,000	2,63,30,000
Changes during the year	-	-
At the end of the year	2,63,30,000	2,63,30,000
<b>Details of shareholders holding more than 5% shares:</b>		
Name of the Share Holders		
SKM SHREE SHIVKUMAR		
Value of the Equity Shares	1,259.22	1,249.95
No of Equity Shares Held as on Balance sheet dt.	1,25,92,171	1,24,99,472
% of Holdings	47.82%	47.47%
TAMILNADU INDUSTRIAL DEVELOPMENTCORPLTD		
Value of the Equity Shares	199.58	199.58
No of Equity Shares Held as on Balance sheet dt.	19,95,800	19,95,800
% of Holdings	7.58%	7.58%
Total No of Equity Shares	2,63,30,000	2,63,30,000
Face value of Equity shares	10	10
<b>08(b) OTHER EQUITY</b>		
<u>Securities Premium Account :</u>		
Opening Balance	13.37	13.37
Add : Collected during the year	-	-
Add: Share in Securities Premium of associate	-	-
less: Written back	-	-
Closing Balance	13.37	13.37
<u>General Reserve:</u>		
Opening Balance (Revenue Reserve)	4.33	4.33
Add : Current year transfer	-	-
less : Written back	-	-
Closing Balance	4.33	4.33
<u>Profit &amp; Loss Account:</u>		
Opening Balance	8,825.31	7,325.84
Add : Current Year Balance after appropriation	741.81	1,631.12
Less : Dividend Paid	263.30	131.65
Closing Balance	9,303.82	8,825.31
<u>Other Comprehensive Income:</u>		
Opening balance	(14.79)	(16.59)
Movement in OCI during the year	59.64	1.80
Closing balance	44.84	(14.79)
<b>Total</b>	<b>9,366.37</b>	<b>8,828.22</b>



**NOTES TO THE CONSOLIDATED FINANCIAL STATEMENTS FOR THE YEAR ENDED 31.03.2022**
**Securities Premium:**

This consists of premium realised on issue of shares and will be applied/ utilised in accordance with the provisions of the Companies Act, 2013.

**General Reserve:**

General Reserve is an accumulation of retained earnings of the Company, apart from the balance in the statement of profit and loss which can be utilised for meeting future obligations.

₹ Lakhs

Particulars	As at 31.03.2022	As at 31.03.2021
<b>09. BORROWINGS - NON CURRENT</b>		
Secured - At amortised cost		
Term Loan		
From Banks		
i) Machinery Term Loan - HDFC	147.27	257.69
Nature of loan - Rupee Term Loan		
Maturity date - June 2023		
Terms of repayment - 20 equal quarterly instalments		
Securities offered - Refer note *		
Interest rate - 8.15% p.a.		
Less: Current maturities of long term debt - included in note 12(a)	(119.70)	(110.37)
ii) Machinery Term Loan - HDFC	504.66	-
Nature of loan - Rupee Term Loan		
Maturity date - August 2026		
Terms of repayment - 20 equal quarterly instalments		
Securities offered - Refer note *		
Interest rate - 7.40% p.a.		
Less: Current maturities of long term debt - included in note 12(a)	(98.22)	-
<b>Total</b>	<b>434.01</b>	<b>147.32</b>

Note : \* Term loan is secured against the first charge of Plant & Machineries and personal guarantee of the Managing Director.

<b>09 (b) Lease Liabilities - Non current</b>		
Lease Liabilities recognized on Lease Farms	507.94	713.83
<b>Total</b>	<b>507.94</b>	<b>713.83</b>
<b>10. PROVISIONS - NON CURRENT</b>		
Provision for Employee Benefits		
a) Earned Leave Encashment Payable	44.44	44.69
b) Net Gratuity obligation	(19.07)	(1.40)
<b>Total</b>	<b>25.36</b>	<b>43.29</b>



**NOTES TO THE CONSOLIDATED FINANCIAL STATEMENTS FOR THE YEAR ENDED 31.03.2022**

₹ Lakhs

Particulars	As at 31.03.2022	As at 31.03.2021
<b>11. Deferred Tax Liability(Net)</b>		
At the start of the year	542.98	656.56
Charge / (credit) to Statement of Profit & Loss	0.18	(114.15)
Charge / (credit) to Other Comprehensive Income	(0.24)	0.57
Deferred Tax effect relating to previous year	-	-
At the end of the year	542.93	542.98
Deferred Tax (Assets) / Liabilities in relation to:		
Property, plant and equipment	549.31	553.88
Provisions	(6.14)	(11.47)
Actuarial Losses / Gains	(0.24)	0.57
Deferred Tax effect relating to previous year	-	-
<b>Total</b>	<b>542.93</b>	<b>542.98</b>
<b>12. MINORITY INTEREST</b>		
Share Capital	1.47	1.47
<u>Retained Earnings:</u>		
Opening Balance	64.58	60.22
Current year Profit/Loss transfer	(2.41)	4.36
Closing Balance	62.17	64.58
<u>Other Comprehensive Income:</u>		
Opening balance	(15.88)	(15.78)
Movement in OCI during the year	10.58	(0.10)
Closing balance	(5.30)	(15.88)
<b>Total</b>	<b>58.33</b>	<b>50.16</b>
<b>13(a) BORROWINGS - CURRENT</b>		
Secured - At amortised cost		
Working Capital Loans		
From Banks		
Foreign Currency Loans	7,282.35	5,259.65
Nature of loan - Packing Credit (Foreign Currency)		
Terms of repayment - On demand		
Interest rate - 2.34% p.a. (LIBOR 0.34% + Spread 2%)		
Rabo Bank CC A/c. (Foreign Currency Loans)	-	57.39
Nature of loan - Cash Credit (Foreign Currency)		
Terms of repayment - On demand		
Interest rate - 5.50% p.a		
Current Maturities of Long Term Debt:		
From Banks		
i) Machinery Term Loan - HDFC	217.92	110.37
<b>Total</b>	<b>7,500.27</b>	<b>5,427.41</b>



**NOTES TO THE CONSOLIDATED FINANCIAL STATEMENTS FOR THE YEAR ENDED 31.03.2022**

Working Capital from banks are primarily secured by Hypothecation of stocks of Raw materials, Work-in-progress, finished goods and stores and spares, book debts, receivables, material in transit, etc. Borrowings are secured by second charge on the entire fixed assets of the company and personal guarantees of Executive Chairman and Managing director.

₹ Lakhs

Particulars	As at 31.03.2022	As at 31.03.2021
<b>13(b) LEASE LIABILITIES - CURRENT</b>		
Lease liabilities - current	238.68	207.13
<b>Total</b>	<b>238.68</b>	<b>207.13</b>
<b>13(c) TRADE PAYABLES</b>		
Trade Creditors *		
Due to MSME (A)	12.04	4.12
Due to others (B)	1,455.95	1,724.36
Creditors For Expenses & Others		
Due to MSME (A)	-	-
Due to others (B)	4.97	41.76
<b>Total</b>	<b>1,472.96</b>	<b>1,770.24</b>
<b>Details relating to micro, small and medium enterprises:</b>		
(a) the principal amount and the interest due thereon (to be shown separately) remaining unpaid to any supplier at the end of each accounting year;	12.04	4.12
(b) the amount of interest paid by the buyer in terms of section 16 of the Micro, Small and Medium Enterprises Development Act, 2006 (27 of 2006), along with the amount of the payment made to the supplier beyond the appointed day during each accounting year;	Nil	Nil
(c) the amount of interest due and payable for the period of delay in making payment (which has been paid but beyond the appointed day during the year) but without adding the interest specified under the Micro, Small and Medium Enterprises Development Act, 2006;	Nil	Nil
(d) the amount of interest accrued and remaining unpaid at the end of each accounting year; and	Nil	Nil
(e) the amount of further interest remaining due and payable even in the succeeding years, until such date when the interest dues above are actually paid to the small enterprise, for the purpose of disallowance of a deductible expenditure under section 23 of the Micro, Small and Medium Enterprises Development Act, 2006.	Nil	Nil

Trade payables ageing schedule is given in Annexure no.13(c)(i)

<b>13(d) OTHER FINANCIAL LIABILITIES - CURRENT</b>		
Unclaimed Dividends	68.48	51.10
<b>Total</b>	<b>68.48</b>	<b>51.10</b>

The amount outstanding in respect of unclaimed dividend represents amounts due and outstanding to Investor Education and Protection Fund to the extent of Rs.Nil (Previous year Nil).



## NOTES TO THE CONSOLIDATED FINANCIAL STATEMENTS FOR THE YEAR ENDED 31.03.2022

₹ Lakhs

Particulars	As at 31.03.2022	As at 31.03.2021
<b>14. OTHER CURRENT LIABILITIES</b>		
Advances from customers	8.29	38.95
Statutory Dues	232.26	290.17
Other payables	0.22	0.22
<b>Total</b>	<b>240.77</b>	<b>329.34</b>
<b>15. PROVISIONS</b>		
Provisions for Employee Benefits		
Bonus Payable	77.19	65.89
Other Provisions	102.17	150.06
<b>Total</b>	<b>179.36</b>	<b>215.96</b>



**NOTES TO THE CONSOLIDATED FINANCIAL STATEMENTS FOR THE YEAR ENDED 31.03.2022**
**Annexure - 3(c)(i) - Capital-Work-in Progress (CWIP) ageing schedule:**

₹ Lakhs

Particulars	Outstanding for following periods from due date of payment				
	Less than 1 year	1-2 years	2-3 years	More than 3 years	Total
(I) Projects in progress	95.98	22.49	-	-	118.47
(ii) Projects temporarily suspended	-	-	-	-	-
<b>Total</b>	<b>95.98</b>	<b>22.49</b>	<b>-</b>	<b>-</b>	<b>118.47</b>

**Annexure - 6(b)(i) - Trade receivables ageing schedule:**

(₹ in Lakhs)

Particulars	Outstanding for following periods from due date of payment					
	Less than 6 months	6 months - 1 year	1-2 years	2-3 years	More than 3 years	Total
(I) Undisputed Trade receivables – considered good	2,535.17	0.81	3.69	-	1.09	2,540.76
(ii) Undisputed Trade Receivables – which have significant increase in credit risk						
(iii) Undisputed Trade Receivables – credit impaired						
(iv) Disputed Trade receivables – considered good						
(v) Disputed Trade Receivables – which have significant increase in credit risk						
(vi) Disputed Trade Receivables – credit impaired						
<b>Total</b>	<b>2,535.17</b>	<b>0.81</b>	<b>3.69</b>	<b>-</b>	<b>1.09</b>	<b>2,540.76</b>

Similar information shall be given where no due date of payment is specified in that case disclosure shall be from the date of the transaction.

Unbilled dues shall be disclosed separately”;

**Annexure - 8(a)(i) - Shareholding of promoters schedule:**

Shares held by promoters at the end of the year				% Change during the year
S No	Promoter Name	No of shares	% to total shares	
1	SKM Shree Shivkumar	1,25,92,171	47.82%	0.74%
2	S.Kumutaavalli	10,005	0.04%	-
3	Tamilnadu Industrial Development Corporation Ltd	19,95,800	7.58%	-
	<b>Total</b>	<b>1,45,97,976</b>	<b>55.44%</b>	<b>0.74%</b>



**NOTES TO THE CONSOLIDATED FINANCIAL STATEMENTS FOR THE YEAR ENDED 31.03.2022**
**Annexure - 13(c)(i) - Trade Payables ageing schedule:**

₹ Lakhs

Particulars	Outstanding for following periods from due date of payment				
	Less than 1 year	1-2 years	2-3 years	More than 3 years	Total
(i) MSME	12.04	-	-	-	12.04
(ii) Others	1,456.64	2.69	-	1.60	1,460.92
(iii) Disputed dues - MSME	-	-	-	-	-
(iv) Disputed dues - Others	-	-	-	-	-
<b>Total</b>	<b>1,468.67</b>	<b>2.69</b>	<b>-</b>	<b>1.60</b>	<b>1,472.96</b>

**FINANCIAL RATIOS**

S No	Particulars	FINANCIAL YEARS		Change	% Change	Reason - Required / Not Required
		2021 - 22	2020 - 21			
a	Current Ratio	1.64	1.69	-0.05	-2.97%	Reason not required
b	Debt Equity Ratio	0.72	0.57	0.16	27.65%	Reason required
c	Debt Service Coverage Ratio	3.87	6.68	-2.81	-42.09%	Reason required
d	Return on Equity Ratio	6.16%	14.27%	-0.08	-56.82%	Reason required
e	Inventory Turnover Ratio (Times)	2.71	2.64	0.07	2.62%	Reason not required
	Inventory Turnover Ratio (Days)	134.49	138.02	-3.52	-2.55%	Reason not required
f	Trade Receivables Turnover Ratio (Times)	14.49	13.33	1.16	8.70%	Reason not required
	Trade Receivables Turnover Ratio (Days)	25.19	27.39	-2.19	-8.01%	Reason not required
g	Trade Payables Turnover Ratio (Times)	13.69	8.86	4.83	54.50%	Reason required
	Trade Payables Turnover Ratio (Days)	26.67	41.20	-14.53	-35.28%	Reason required
h	Net Capital Turnover Ratio (Times)	2.52	2.35	0.17	7.36%	Reason not required
i	Net Profit Ratio	3.41%	7.69%	-0.04	-55.63%	Reason required
j	Return on Capital employed	5.45%	12.62%	-0.07	-56.82%	Reason required
k	Return on investment	6.16%	14.27%	-0.08	-56.82%	Reason required



**NOTES TO THE CONSOLIDATED FINANCIAL STATEMENTS FOR THE YEAR ENDED 31.03.2022**

Ratio	Reasons for change of more than 25% as compared to the preceding year
Debt Equity Ratio	The company during the year had availed additional PCFC Loan of Rs.20 crores to finance the working capital requirements. Also during the year, term loan of Rs.5.04 crores was availed to acquire the Machinery. Hence, there is an increase in loan funds during the year by around Rs.25.04 crores due to which there is a considerable change in the debt equity ratio.
Debt Service Coverage Ratio	The company during the year had availed term loan of Rs.5.04 crores to acquire the Machinery. Hence, there is an increase in term loan by Rs.5.04 crores as compared to the preceding year. Hence, there is a considerable change in the debt service coverage ratio.
Return on Equity Ratio	The government had withdrawn the subsidy given to the company in the form of MEIS license from the year 2020-21. Hence, there is a substantial decline in the net profitability of the company. Hence, there is a considerable change in the return on equity ratio. Also the outbreak of corona virus (COVID-19) pandemic globally and in India has caused significant disturbance and slowdown of economic activity. Particularly, the Company's export operations and export revenue in terms of export realisation per unit (price of the product) during the period were impacted due to COVID-19.
Trade Payables Turnover Ratio	The company during the year had availed additional PCFC Loan of Rs.20 crores to finance the working capital requirements and hence has been able to manage and pay the creditors and has been able to bring down the average period of outstanding creditors from 31 days to 23 days.
Net Profit Ratio	The government had withdrawn the subsidy given to the company in the form of MEIS license from the year 2020-21. Hence, there is a substantial decline in the net profitability of the company. Hence, there is a considerable change in the return on equity ratio. Also the outbreak of corona virus (COVID-19) pandemic globally and in India has caused significant disturbance and slowdown of economic activity. Particularly, the Company's export operations and export revenue in terms of export realisation per unit (price of the product) during the period were impacted due to COVID-19.
Return on Capital employed	The government had withdrawn the subsidy given to the company in the form of MEIS license from the year 2020-21. Hence, there is a substantial decline in the net profitability of the company. Hence, there is a considerable change in the return on equity ratio. Also the outbreak of corona virus (COVID-19) pandemic globally and in India has caused significant disturbance and slowdown of economic activity. Particularly, the Company's export operations and export revenue in terms of export realisation per unit (price of the product) during the period were impacted due to COVID-19.
Return on investment	The government had withdrawn the subsidy given to the company in the form of MEIS license from the year 2020-21. Hence, there is a substantial decline in the net profitability of the company. Hence, there is a considerable change in the return on equity ratio. Also the outbreak of corona virus (COVID-19) pandemic globally and in India has caused significant disturbance and slowdown of economic activity. Particularly, the Company's export operations and export revenue in terms of export realisation per unit (price of the product) during the period were impacted due to COVID-19.



**NOTES TO THE CONSOLIDATED FINANCIAL STATEMENTS FOR THE YEAR ENDED 31.03.2022**
**Annexure - Ratios:**

₹ Lakhs

S No	Particulars	FINANCIAL YEARS	
		2021 - 22	2020 - 21
<b>a</b>	<b>Current = (Current Assets / Current Liabilities)</b>		
	Current Assets	15,865.69	13,487.00
	Current Liabilities	9,700.52	8,001.17
<b>b</b>	<b>Debt Equity = (Debt / Equity)</b>		
	<b>Debt</b>		
	Long Term borrowings & lease liability	941.95	861.15
	Short Term borrowings & lease liability	7,738.95	5,634.54
	<b>Total Debt</b>	<b>8,680.90</b>	<b>6,495.69</b>
	<b>Equity</b>		
	Share Capital	2,633.00	2,633.00
	Reserves and Surplus	9,366.37	8,828.22
	<b>Total Equity</b>	<b>11,999.37</b>	<b>11,461.22</b>
<b>c</b>	<b>Debt Service Coverage = (Cash flows available for paying EMI / Instalment amount)</b>		
	<b>Cash flows available for paying EMI</b>		
	Net Profit After Tax	739.40	1,635.48
	(+) Depreciation	945.26	919.78
	(+) Interest on Term Loans & lease liability	101.71	110.26
	Cash flows available for paying EMI	1,786.37	2,665.52
	Loan repayments during the year (term loan + lease liability)	461.55	398.81
<b>d</b>	<b>Return on Equity = (Net Profit After Tax / Equity)</b>		
	Return - Net Profit After Tax	739.40	1,635.48
	Equity	11,999	11,461
<b>e</b>	<b>Inventory turnover = (Cost of goods sold / Average Stock)</b>		
	<b>Cost of goods sold</b>		
	Cost of materials consumed	20,696.32	16,458.64
	Purchase of Stock-in-Trade	1,121.04	2,216.33
	Changes in inventories of finished goods, work-in-progress and Stock-in-Trade	(617.86)	21.61
	Direct Wages	717.89	628.85
	Amortised Value of Birds	1,476.26	1,148.69
	<b>Total</b>	<b>23,393.65</b>	<b>20,474.12</b>
	<b>Average Stock</b>		
	Opening Stock	7,955.77	7,527.73
	Closing Stock	9,284.06	7,955.77
	<b>Average Stock</b>	<b>8,619.92</b>	<b>7,741.75</b>
<b>f</b>	<b>Trade Receivables turnover = (Revenue from Operations / Average Trade Receivables)</b>		
	<b>Sales - Revenue from Operations</b>	30,246.69	26,910.56



**NOTES TO THE CONSOLIDATED FINANCIAL STATEMENTS FOR THE YEAR ENDED 31.03.2022**

₹ Lakhs

S No	Particulars	FINANCIAL YEARS	
		2021 - 22	2020 - 21
	<b>Average Trade Receivables</b>		
	Trade Receivables - Opening	1,634.60	2,403.57
	Trade Receivables - Closing	2,540.76	1,634.60
	<b>Average Trade receivables</b>	<b>2,087.68</b>	<b>2,019.09</b>
g	<b>Trade Payables turnover =</b> <b>(Purchases / Average Trade Payables)</b>		
	Purchases	22,195.98	19,151.58
	<b>Average Trade Payables</b>		
	Trade Payables - Opening	1,770.24	2,553.34
	Trade Payables - Closing	1,472.96	1,770.24
	<b>Average Trade payables</b>	<b>1,621.60</b>	<b>2,161.79</b>
h	<b>Net capital turnover ratio =</b> <b>(Revenue from Operations / Net Capital)</b>		
	Revenue from Operations	30,246.69	26,910.56
	Net capital (Share Capital + Reserves and Surplus)	11,999.37	11,461.22
i	<b>Net Profit ratio = (Net Profit before tax /</b> <b>Revenue from Operations)</b>		
	Net Profit before tax	1,032.51	2,070.19
	Revenue from Operations	30,246.69	26,910.56
j	<b>Return on Capital employed =</b> <b>(Net Profit after tax / Capital Employed)</b>		
	Net Profit after tax	739.40	1,635.48
	<b>Capital Employed</b>		
	Equity	11,999.37	11,461.22
	Non current liabilities	1,568.57	1,497.59
	<b>Capital Employed</b>	<b>13,567.94</b>	<b>12,958.80</b>
k	<b>Return on Investment = (Net Profit after tax / Equity)</b>		
	Net Profit after tax	739.40	1,635.48
	Total Equity	11,999.37	11,461.22



## NOTES TO THE CONSOLIDATED FINANCIAL STATEMENTS FOR THE YEAR ENDED 31.03.2022

**16. FINANCIAL INSTRUMENTS:**

A financial instrument is any contract that gives rise to a financial asset of one entity and a financial liability or equity instrument of another entity.

Financial assets and financial liabilities are initially measured at fair value. Transaction costs that are directly attributable to the acquisition or issue of financial assets and financial liabilities (other than financial assets and financial liabilities at fair value through Statement of Profit and Loss ('FVTPL')) are added to or deducted from the fair value of the financial assets or financial liabilities, as appropriate, on initial recognition. Transaction costs directly attributable to the acquisition of financial assets or financial liabilities at fair value through profit and loss are recognised immediately in Statement of Profit and Loss.

Trade receivables are initially recognised when they are originated. Trade payables are in respect of the amount due on account of goods purchased or services availed in the normal course of business. They are recognised at their transaction and services availed value if the transaction do not contain significant financing component.

**a) Financial Assets****(i) Recognition and initial measurement**

All financial assets are recognized initially at fair value. Transaction costs that are directly attributable to the acquisition of financial assets (other than financial assets at fair value through Statement of Profit or Loss ('FVTPL')) are added to the fair value of the financial assets, on initial recognition. Transaction cost directly attributable to the acquisition of financial assets at FVTPL are recognized immediately in Statement of Profit and Loss.

**(ii) Subsequent measurement****Debt instruments at amortised cost:**

A 'debt instrument' is measured at the amortized cost if both the following conditions are met:

- The contractual terms of the financial asset give rise on specified dates to cash flows that are solely payments of principal and interest on the principal amount outstanding.
- The asset is held within a business model whose objective is to hold assets for collecting contractual cash flows, and
- Contractual terms of the asset give rise on specified dates to cash flows that are solely payments of principal and interest (SPPI) on the principal amount outstanding.

After initial measurement, such financial assets are subsequently measured at amortized cost using the effective interest rate (EIR) method. Amortized cost is calculated by taking into account any discount or premium on acquisition and fees or costs that are an integral part of the EIR. The EIR amortization is included in finance income in the profit or loss. The losses arising from impairment are recognized in the profit or loss. This category generally applies to trade and other receivables.

**Debt instrument at FVTOCI:**

A 'debt instrument' is classified as FVTOCI if both of the following criteria are met:

- The objective of the business model is achieved both by collecting contractual cash flows and selling the financial assets, and
- The asset's contractual cash flows represent SPPI.

Debt instruments included within the FVTOCI category are measured initially as well as at each reporting date at fair value. Fair value movements are recognized in the other comprehensive income (OCI).





## NOTES TO THE CONSOLIDATED FINANCIAL STATEMENTS FOR THE YEAR ENDED 31.03.2022

**Debt instrument at FVTPL:**

FVTPL is a residual category for debt instruments. Any debt instrument, which does not meet the criteria for categorization as amortized cost or as FVTOCI, is classified as FVTPL. Debt instruments included within the FVTPL category are measured at fair value with all changes recognized in the statement of profit and loss.

In addition, the Company may elect to designate a debt instrument, which otherwise meets amortized cost or FVTOCI criteria, as FVTPL. However, such election is chosen only if doing so reduces or eliminates a measurement or recognition inconsistency (referred to as 'accounting mismatch').

**(iii) De-recognition of financial assets**

A financial asset is de-recognised only when;

- a. The entity has transferred the rights to receive cash flows from the financial asset or
- b. The entity retains the contractual rights to receive the cash flows of the financial asset, but expects a contractual obligation to pay the cash flows to one or more recipients.

Where entity has transferred an asset, it examines and assesses whether it has transferred substantially all risk and rewards of ownership of financial asset. In such cases, financial asset is de-recognised. Where entity has not transferred substantially all risks and rewards of ownership of financial asset, such financial asset is not de-recognised.

Where the entity has neither transferred a financial asset nor retains substantially all risk and rewards of ownership of the financial asset, the financial asset is de-recognised, if the Group has not retained control of the financial asset. Where the entity retains control of the financial asset is continued to be recognised to the extent of continuing involvement in the financial asset.

**(iv) Investments in Equity Instruments in Subsidiary and Associates:**

The Company has elected to carry investment in Equity Instruments in Subsidiary and Associates at cost in accordance with Paragraphs 10 of 'Ind AS 27 – Separate Financial Statements'.

**b) Financial liabilities and equity instruments****(i) Initial recognition and measurement**

All financial liabilities are recognized initially at fair value plus transaction cost (if any) that is attributable to the acquisition of the financial liabilities which is also adjusted.

**(ii) Subsequent measurement**

The measurement of financial liabilities depends on their classification, as described below:

**Loans and borrowings:**

After initial recognition, interest-bearing loans and borrowings are subsequently measured at amortised cost using the Effective Interest Rate (EIR) method. Gains and losses are recognized in profit or loss when the liabilities are de-recognised through the EIR amortization process. Amortised cost is calculated by taking into account any discount or premium on acquisition and fees or costs that are an integral part of the EIR. The EIR amortization is included as finance costs in the statement of profit and loss.

**Trade and other payables:**

These amounts represent liabilities for goods or services provided to the Company which are unpaid at the end of the reporting period. Trade and other payables are presented as current liabilities when the payment is due within a period of 12 months from the end of the reporting period. For all trade and other payables classified as current, the carrying amounts approximate fair value due to the short maturity of these instruments. Other payables falling due after 12 months from the end of the reporting period are



## NOTES TO THE CONSOLIDATED FINANCIAL STATEMENTS FOR THE YEAR ENDED 31.03.2022

presented as non-current liabilities and are measured at amortised cost unless designated at fair value through profit and loss at the inception.

**Other financial liabilities at fair value through profit or loss:**

Financial liabilities at fair value through profit or loss include financial liabilities held for trading and financial liabilities designated upon initial recognition as at fair value through profit or loss. Gains or losses on liabilities held for trading or designated as at FVTPL are recognized in the profit or loss.

**(iii) Derecognition of financial liabilities:**

A financial liability is de-recognised when the obligation under the liability is discharged or cancelled or expires. When an existing financial liability is replaced by another from the same lender on substantially different terms, or the terms of an existing liability are substantially modified, such an exchange or Modification is treated as the de-recognition of the original liability and the recognition of a new liability. The difference in the respective carrying amounts is recognized in the statement of profit or loss.

**c) Offsetting**

Financial assets and financial liabilities are offset and the net amount is reported in the balance sheet if there is a currently enforceable legal right to offset the recognized amounts and there is an intention to settle on a net basis, to realize the assets and settle the liabilities simultaneously.

**d) Impairment of Financial assets**

The Company assesses at each date of balance sheet whether a financial asset or a group of financial assets is impaired. Ind AS 109 requires expected credit losses to be measured through a loss allowance. The Company recognizes lifetime expected losses for all contract assets and / or all trade receivables that do not constitute a financing transaction. For all other financial assets, expected credit losses are measured at an amount equal to the 12-month expected credit losses or at an amount equal to the life time expected credit losses, if the credit risk on the financial asset has increased significantly since initial recognition.

**e) Fair value measurement**

The Company measures financial instruments at fair value at each balance sheet date. Fair value is the price that would be received to sell an asset or paid to transfer a liability in an orderly transaction between market participants at the measurement date. The fair value measurement is based on the presumption that the transaction to sell the asset or transfer the liability takes place either:

- In the principal market for the asset or liability, or
- In the absence of a principal market, in the most advantageous market for the asset or liability which are accessible to the Company.

The fair value of an asset or a liability is measured using the assumptions that market participants would use when pricing the asset or liability, assuming that market participants act in their economic best interest.

A fair value measurement of a non financial asset takes into account a market participant's ability to generate economic benefits by using the asset in its highest and best use or by selling it to another market participant that would use the asset in its highest and best use.

The Company uses valuation techniques that are appropriate in the circumstances and for which sufficient data are available to measure fair value, maximizing the use of relevant observable inputs and minimizing the use of unobservable inputs.

**Valuation:**

The financial instruments are initially recognized and subsequently re-measured at fair value as described below :

(a) The fair value of Forward Foreign Exchange contracts is determined using forward exchange rates and yield curves at the balance sheet date.



**NOTES TO THE CONSOLIDATED FINANCIAL STATEMENTS FOR THE YEAR ENDED 31.03.2022**

- (b) The fair value of the remaining financial instruments is determined using discounted cash flow analysis.
- (c) All foreign currency denominated assets and liabilities using exchange rate at the reporting date.

**Fair Value measurement hierarchy:**

The fair value of cash and cash equivalents, other bank balances, loans, trade receivables, trade payables and others approximates their carrying amount. The company uses the following hierarchy for determining and disclosing the fair value of financial instruments by valuation techniques. The fair valuation of various financial assets are done by adopting Level 3 category valuation.

**Level 1 :**

Quoted prices (unadjusted) in active markets for identical assets and liabilities.

₹ Lakhs

Particulars	As at 31.03.2022	As at 31.03.2021
<b>Financial Assets</b>		
<b>At fair value through P &amp; L</b>		
(I) Investments - Current	1,547.05	1,530.22

**Level 2 :**

Inputs other than quoted prices included within Level 1 that are observable for the asset or liability, either directly (i.e., as prices) or indirectly (derived from prices)

**Level 3 :**

Inputs for the asset or liability that are not based on observable market data (unobservable inputs)

₹ Lakhs

Particulars	As at 31.03.2022	As at 31.03.2021
<b>Financial Assets</b>		
<b>At amortised cost</b>		
(i) Trade receivables	2,540.76	1,634.60
(ii) Cash and cash equivalents	1,933.14	1,068.12
(iii) Bank balances other than (ii) above	68.48	51.10
(iv) Loans	374.81	982.89
(v) Other Financial Assets	133.02	146.81
<b>Financial Liabilities</b>		
<b>At amortised cost</b>		
(i) Borrowings	7,934.28	5,574.73
(ii) Lease liabilities	746.62	920.96
(iii) Trade Payables	1,472.96	1,770.24
(iv) Other Financial Liabilities	68.48	51.10

**NOTES TO THE CONSOLIDATED FINANCIAL STATEMENTS FOR THE YEAR ENDED 31.03.2022**
**f) Derivative financial instruments**

Derivative financial instruments are accounted for at FVTPL except for derivatives designated as hedging instruments in cash flow hedge relationships, which require a specific accounting treatment. To qualify for hedge accounting, the hedging relationship must meet several strict conditions with respect to documentation, probability of occurrence of the hedged transaction and hedge effectiveness. These arrangements have been entered into to mitigate currency exchange risk arising on account of repayment of foreign currency term loan and interest thereon.

**17. CAPITAL MANAGEMENT - ADDITIONAL CAPITAL DISCLOSURES:**

The Company adheres to the Capital Management framework which is underpinned by the following guiding principles:

- The key objective is to ensure that it maintains a stable capital structure with the focus on total equity to uphold investor, creditor, and customer confidence and to ensure future development of its business.
- Leverage optimally in order to maximize shareholder returns while maintaining strength and flexibility of the Balance Sheet.
- The Company also focusses on keeping strong total equity base to ensure independence, security, as well as a high financial flexibility for potential future borrowings, if required without impacting the risk profile of the
- Proactively manage exposure in forex, interest and commodities to mitigate risk to earnings.
- The Company's goal is to continue to be able to return excess liquidity to shareholders to distribute annual dividends in future years.

This framework is adjusted based on underlying macro-economic factors affecting business environment, financial market conditions and interest rates environment.

The capital structure of the company is as follows:

	₹ Lakhs	
Particulars	As at 31.03.2022	As at 31.03.2021
Total Equity (A)	11,999.37	11,461.22
% Change 2022 - 21	4.70%	
Current Loans and borrowings	7,500.27	5,427.41
Non-current loans and borrowings	434.01	147.32
Total loans and borrowings (B)	7,934.28	5,574.73
% Change 2022 - 21	42.33%	
Loans & borrowings as a percentage of total equity	66.12%	48.64%
<b>Total Capital (A) + (B)</b>	<b>19,933.65</b>	<b>17,035.95</b>
% Change 2022 - 21	17.01%	



**NOTES TO THE CONSOLIDATED FINANCIAL STATEMENTS FOR THE YEAR ENDED 31.03.2022**

₹ Lakhs

Particulars	As at 31.03.2022	As at 31.03.2021
<b>18. REVENUE FROM OPERATIONS</b>		
<b>Sale of Products :</b>		
Sale of Egg Powder & Egg Liquid - Export	16,823.28	18,285.13
Sale of Eggs - Export	479.09	-
Sale of Egg Powder & Egg Liquid - Domestic	4,191.27	1,707.31
Sale of Eggs & Poultry Feed - Domestic	8,409.03	6,577.39
Sale of Culling Birds, Litter & Egg Shell (Waste)	299.76	294.87
Sale of Declared Goods	35.60	41.06
Lab Analysis Charges Received	8.66	4.80
<b>Total</b>	<b>30,246.69</b>	<b>26,910.56</b>
<b>19. OTHER INCOME</b>		
Interest Income	36.60	83.75
Subsidies	483.87	817.29
Exchange Fluctuation gain / (loss) - Net	186.72	389.97
Profit/(Loss) on sale of Assets	-	(31.16)
Profit/(Loss) on sale of Investments	42.09	11.63
Unrealized gain or loss on investments	30.26	18.71
Miscellaneous Income	4.08	3.70
Reversal of bad debts previously written off	0.27	1.51
<b>Total</b>	<b>783.89</b>	<b>1,295.39</b>
<b>20. COST OF MATERIALS CONSUMED</b>		
<u>Raw materials, additives, consumables, vaccines &amp; medicines consumed:</u>		
Opening Stock	1,105.34	634.82
Add: Purchased during the year	20,624.85	16,654.96
Less: Closing Stock	(1,443.03)	(1,105.34)
Raw materials consumed: (a)	20,287.16	16,184.44
<u>Packing materials consumed:</u>		
Opening Stock	94.13	88.04
Add: Purchased during the year	450.09	280.29
Less: Closing Stock	(135.06)	(94.13)
Packing materials consumed (b)	409.16	274.20
<b>Total (a+b)</b>	<b>20,696.32</b>	<b>16,458.64</b>



NOTES TO THE CONSOLIDATED FINANCIAL STATEMENTS FOR THE YEAR ENDED 31.03.2022

₹ Lakhs

Particulars	As at 31.03.2022	As at 31.03.2021
<b>21. PURCHASES OF STOCK-IN-TRADE</b>		
Purchase of Egg Powder & Plastic Pallets	1,121.04	2,216.33
<b>Total</b>	<b>1,121.04</b>	<b>2,216.33</b>

The above amount of purchases is inclusive of duties & taxes for which credit is not admissible

<b>22. CHANGES IN INVENTORIES OF FINISHED GOODS, WORK-IN-PROGRESS AND STOCK-IN-TRADE</b>		
Opening Stock - Finished goods	4,819.46	4,841.07
Closing Stock - Finished goods	(5,437.32)	(4,819.46)
<b>(Increase)/Decrease in Stock</b>	<b>(617.86)</b>	<b>21.61</b>
<b>23. EMPLOYEE BENEFIT EXPENSES</b>		
Salaries & Wages	1,547.34	1,407.52
Contribution to Provident & Other funds	72.93	56.06
Provision for Gratuity	6.83	11.68
Provision for Earned Leave	16.08	21.85
Staff Welfare Expenses	52.88	55.88
<b>Total</b>	<b>1,696.06</b>	<b>1,552.99</b>

Defined Contribution Plan:

Particulars	2021-22	2020-21
Employer's contribution to Provident Fund	33.42	29.41
Employer's contribution to Pension Scheme	33.36	31.86

The above Employer's contribution to defined contribution plans are net of government contribution of Rs. 0.50 Lakhs under PMRPY & PMPRPY Scheme for the year 2021-22. (Rs.1.57 Lakhs for the year 2020-21).

Defined Benefit Plan:

a. Reconciliation of Opening and Closing Balances of Defined Benefit Obligations:

Particulars	Gratuity (Funded)	
	31-03-2022	31-03-2021
Present Value of obligation at the beginning of the year	118.23	113.56
Interest Cost	8.28	8.23
Current Service Cost	8.59	11.37
Benefits paid	(12.31)	(12.66)
Actuarial (gain) / loss	0.96	(2.28)
Present Value of obligation at year end	123.74	118.23

**NOTES TO THE CONSOLIDATED FINANCIAL STATEMENTS FOR THE YEAR ENDED 31.03.2022**
**b. Reconciliation of Opening and Closing Balances of Fair Value of Plan Assets:**

₹ Lakhs

Particulars	Gratuity (Funded)	
	31-03-2022	31-03-2021
Fair Value of plan assets as at beginning of the year	119.63	98.03
Expected return on plan assets	10.03	7.93
Contribution made	25.46	26.33
Benefits Paid	(12.31)	(12.66)
Actuarial gain / (loss) on the plan assets	-	-
Fair Value of plan assets as at year end	142.81	119.63

**c. Reconciliation of Fair Value of Assets and Obligations**

Particulars	Gratuity (Funded)	
	31-03-2022	31-03-2021
Present value of the obligation	123.74	118.23
Fair Value of plan assets	142.81	119.63
Funded Status (Surplus / (Deficit))	19.07	1.40
Net asset / (liability) recognized in the balance sheet	19.07	1.40

**d. Expenses recognized during the year**

Particulars	Gratuity (Funded)	
	31-03-2022	31-03-2021
Current Service Cost	8.59	11.37
Interest Cost	8.28	8.23
Expected return on plan assets	(10.03)	(7.93)
Actuarial (gain) / loss	0.96	(2.28)
Net Cost	7.79	9.40

**e. Actual return on the plan assets:**

Particulars	Gratuity (Funded)	
	31-03-2022	31-03-2021
Expected return on plan assets	10.03	7.93
Actuarial gain / loss on plan assets	-	-
Actual return on plan assets	10.03	7.93



## NOTES TO THE CONSOLIDATED FINANCIAL STATEMENTS FOR THE YEAR ENDED 31.03.2022

f. Actuarial Assumptions:

₹ Lakhs

Particulars	Gratuity (Funded)	
	31-03-2022	31-03-2021
Discount rate (Per annum)	7.00%	7.00%
Expected rate of return on Plan Assets (Per annum)	7.00%	7.00%
Rate of escalation in salary (Per annum)	6.50%	6.50%

The data required for disclosing information with regard to sensitivity analysis is not made available by the Actuary despite the concerted attempts made by the company to gather the information in this regard and hence the information relating to sensitivity analysis in terms of the amount of responsiveness and the financial impact consequent to change in discount rate, change in rate of salary escalation and change in rate of employee turnover (while holding all the other factors constant), have not been provided for during the year.

**These plans typically expose the company to actuarial risks such as:**

**Investment risk:**

The present value of the defined benefit plan liability is calculated using a discount rate which is determined by reference to market yields at the end of the reporting period on government bonds.

**Interest risk:**

A decrease in the bond interest rate will increase the plan liability, however, this will be partially offset by an increase in the return on the plan debt investments.

**Longevity risk:**

The present value of the defined benefit plan liability is calculated by reference to the best estimate of the mortality of plan participants both during and after their employment. An increase in the life expectancy of the plan participants will increase the plan's liability.

**Salary risk:**

The present value of the defined benefit plan liability is calculated by reference to the future salaries of plan participants. As such, an increase in the salary of the plan participants will increase the plan's liability.





**NOTES TO THE CONSOLIDATED FINANCIAL STATEMENTS FOR THE YEAR ENDED 31.03.2022**
**DISCLOSURE ON ACCOUNTING FOR REVENUE FROM CUSTOMERS IN ACCORDANCE WITH Ind AS 115: ₹ Lakhs**

Particulars	2021 - 22	2020 - 21
<b>A. Disaggregated revenue information</b>		
a. On the basis of type of goods and service:		
Sale of manufactured products	28,542.92	23,763.39
Sale of products	1,359.75	2,806.44
Sale of by-products & declared goods scrap	335.36	335.93
Service Income received	8.66	4.80
<b>Total Operating Revenue</b>	<b>30,246.69</b>	<b>26,910.56</b>
b. On the basis of geographical region:		
In India	12,944.32	8,625.44
Outside India	17,302.37	18,285.13
<b>Total Operating Revenue</b>	<b>30,246.69</b>	<b>26,910.56</b>
c. On the basis of timing of revenue recognition:		
At a point of time	30,246.69	26,910.56
Over a period of time	-	-
<b>Total Operating Revenue</b>	<b>30,246.69</b>	<b>26,910.56</b>
<b>B. Contract Liabilities:</b>		
a. Contract Balances:		
Contract Liabilities	8.29	38.95
B. Revenue recognised during the year in relation to contract liabilities:		
Revenue recognised	38.95	17.80
<b>C. Reconciliation of revenue recognised in the statement of profit and loss with the contracted price</b>		
Revenue at contracted prices	30,246.69	26,910.56
Revenue from contract with customers	30,246.69	26,910.56
Difference	-	-
<b>D. Unsatisfied or partially satisfied performance obligation</b>		
Unsatisfied or partially satisfied performance obligation	Nil	Nil



**NOTES TO THE CONSOLIDATED FINANCIAL STATEMENTS FOR THE YEAR ENDED 31.03.2022**

₹ Lakhs

Particulars	As at 31.03.2022	As at 31.03.2021
<b>24. FINANCIAL COSTS</b>		
Interest Expenses on Working Capital Loan	145.36	187.75
Interest Expenses on Term Loans	35.84	28.50
Other borrowing costs - bank charges & bill discount	97.37	87.93
Exchange Fluctuation - Net	39.49	-
Interest recognized on Lease farm Assets	65.87	81.76
<b>Total</b>	<b>383.93</b>	<b>385.94</b>
<b>25. DEPRECIATION &amp; AMORTISATION</b>		
Depreciation on Property, plant & equipment - Own assets	700.34	688.39
Depreciation on Property, plant & equipment - Leased assets	244.93	231.38
Amortisation of livestock - Birds	1,476.26	1,148.69
<b>Total</b>	<b>2,421.52</b>	<b>2,068.47</b>
<b>26. OTHER EXPENSES</b>		
Power & Fuel	1,192.76	960.96
Stores & Spares Consumption	361.34	302.54
Repairs and Maintenance:		
a) Building	51.07	9.54
b) Plant & Machinery	59.86	37.36
c) Vehicle - Fuel & Maintenance	231.23	204.17
d) Computer & Software Maintenance	22.68	26.47
e) Other Maintenance	80.43	72.32
Import Clearing & Procurement expenses	757.92	567.10
Analysing Charges	7.08	7.10
Rates and Taxes, Registration and Renewal	40.21	26.61
Rent Expenses	3.49	3.22
Postage, Courier, Telephone & Internet Charges	12.87	14.28
Printing & Stationery	12.53	5.76
Insurance Premium	22.38	23.16
Advertisement and Publicity	11.05	3.44
Travelling Expenses	36.79	26.77
Foregin Travelling expenses	18.96	3.90
Professional Charges	52.84	37.51
Subscription	5.97	11.95
Miscellaneous Expenses	4.80	6.00



**NOTES TO THE CONSOLIDATED FINANCIAL STATEMENTS FOR THE YEAR ENDED 31.03.2022**

₹ Lakhs

Particulars	As at 31.03.2022	As at 31.03.2021
Audit Fees	7.25	11.51
Corporate Social Responsibility (CSR) Expenses	29.50	30.50
Donation	28.34	30.65
Directors Sitting Fee	1.11	0.69
Stock Exchange Listing Fee & Secretarial Expenses	16.81	15.58
Sales Commission	96.66	151.48
Selling Expenses	129.52	199.07
Freight and Forwarding Charges	970.56	678.98
<b>Total</b>	<b>4,266.02</b>	<b>3,468.62</b>
<b>26(i) PAYMENT TO AUDITORS AS:</b>	<b>Excluded Tax</b>	
(a) Auditor		
Statutory Audit Fees	3.25	3.00
Tax Audit Fees	4.00	4.00
(b) Certification Services - Included in Professional charges	1.44	0.84
<b>Total</b>	<b>8.69</b>	<b>7.84</b>
<b>26 (ii) CORPORATE SOCIAL RESPONSIBILITY (CSR):</b>		
i) Amount required to be spent by the company during the year	23.62	13.09
ii) Amount of expenditure incurred	29.50	30.50
iii) Shortfall at the end of the year	-	-
iv) Total of previous year shortfall	-	-
v) Reason for shortfall	NA	NA
vi) Nature of CSR activities Eradicating hunger, poverty & malnutrition, promoting preventive health care and sanitation and making available safe drinking water. Promoting Education, including special education and employment enhancing vocation skills especially among children, women, elderly and the differently abled and livelihood enhancement project.		
vii) Details of related party transactions: Donation to SKM Health and Mind Welfare Charity Trust The trust has adopted two villages and takes care of around 228 families and provides education to children of the families and also provides medical care to their families and also helps the village to remain clean, green & healthy.	24.00	24.00
viii) Where a provision is made with respect to a liability by entering into a contractual obligation, the movements in the provision during the year	NA	NA



**NOTES TO THE CONSOLIDATED FINANCIAL STATEMENTS FOR THE YEAR ENDED 31.03.2022**

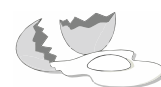
₹ Lakhs

Particulars	As at 31.03.2022	As at 31.03.2021
<b>27 (i) CURRENT TAX</b>		
Income Tax - Normal Provisions	284.08	573.60
Income Tax - Relating to preceding years	8.84	(24.74)
<b>Total</b>	<b>292.93</b>	<b>548.85</b>
<b>27. (ii) DEFERRED TAX</b>		
On account of variation of allowances for tax purpose in :		
Depreciation (DTA)/DTL	(4.57)	(119.01)
Provision for gratuity & earned leave - DTL / (DTA)	5.33	2.74
Actuarial Gains / Losses - DTL / (DTA)	(0.57)	2.11
<b>Total</b>	<b>0.18</b>	<b>(114.15)</b>
<b>28. EARNINGS PER SHARE</b>		
(i) Net Profit after Tax as per Statement of Profit and Loss attributable to Equity Shareholders (Rs)	741.81	1,631.12
(ii) Weighted Average number of Equity Shares used as denominator for calculating Basic EPS (Nos)	2,63,30,000	2,63,30,000
(iii) Weighted Average number Potential Equity Shares (Nos)	-	-
(iv) Total Weighted Average number of Equity Shares used as denominator for calculating Diluted EPS (Nos)	2,63,30,000	2,63,30,000
(v) Basic Earnings per Share (Rs) (i) / (ii)	2.82	6.19
(vi) Diluted Earnings per Share (Rs) (i) / (iv)	2.82	6.19
(vii) Face Value per Equity Share (Rs)	10	10

Since the company does not have any Potential Equity Shares, the denominator used for calculating Basic EPS and Diluted EPS are the same and consequently Basic EPS and Diluted EPS are the same.

**29. INCOME TAXES:**

The reconciliation between the provision of income tax and amounts computed by applying the Indian statutory income tax rate to profit before taxes is as follows:



**NOTES TO THE CONSOLIDATED FINANCIAL STATEMENTS FOR THE YEAR ENDED 31.03.2022**

₹ Lakhs

Particulars	As at 31.03.2022	As at 31.03.2021
Profit / (Loss) before tax	1,079.62	2,004.26
Applicable Tax Rate	25.17%	25.17%
Computed Tax expense	271.72	504.43
Income Tax effect of :		
Expenses related to exempt Income	0.26	0.49
Expenses disallowed for tax purposes	21.24	69.32
Allowances for tax purposes	(7.62)	(11.06)
Income exempt from tax	(1.52)	(1.31)
Income taxed at higher / (lower) rates	-	-
Others	-	11.72
Current tax provision (A)	<b>284.08</b>	<b>573.60</b>
Income Tax / (Reversal) - Relating to preceding years (B)	<b>8.84</b>	<b>(24.74)</b>
Incremental / (Decremental) Deferred Tax Liability on account of Tangible Assets	(4.57)	(119.01)
Incremental / (Decremental) Deferred Tax Liability on account of Financial & Other Assets / Liabilities	-	-
(Incremental) / Decremental Deferred Tax Asset on account of Other Assets	4.75	4.86
Deferred tax provision (c)	<b>0.18</b>	<b>(114.15)</b>
Tax Expenses recognised in Statement of Profit & Loss	293.11	434.71
Effective Tax Rate	27.15%	21.69%



**30. SEGMENT INFORMATION:**

The Group's operating segments are established on the basis of those components that are evaluated regularly by the Executive Committee (the 'Chief Operating Decision Maker' as defined in Ind AS 108 - 'Operating Segments'), in deciding how to allocate resources and in assessing performance. These have been identified taking into account nature of products and services, the differing risks and returns and the internal business reporting systems.

The Company has two principal operating and reporting segments as follows:

- 1.) Manufacturing and selling of eggs, egg based products & other ancillary products and (shortly referred as Manufacturing)
- 2.) Trading of feed ingredients & egg based products (shortly referred as Trading)

The accounting policies adopted for segment reporting are in line with the accounting policy of the Group with following additional policies for segment reporting.

- a) Revenue and Expenses have been identified to a segment on the basis of relationship to operating activities of the segment. Revenue and Expenses which relate to enterprise as a whole and are not allocable to a segment on reasonable basis have been disclosed as "Unallocable".
- b) Segment Assets and Segment Liabilities represent Assets and Liabilities in respective segments. Investments, tax related assets and other assets and liabilities that cannot be allocated to a segment on reasonable basis have been disclosed as "Unallocable".

**i) Primary Segment Information:**

The company had taken certain poultry farms and feed mills on lease and had started operating the said leased poultry farms and feedmills from this year. Accordingly, the eggs and feeds which were purchased and sold was hitherto a trading activity. Now the company uses the leased poultry farms and manufactures eggs and either sells it outside or uses the eggs as raw material for its own production. Also using the leased feedmills, the feeds are manufactured and it is either sold outside or used as raw material (food) for the birds in the poultry farm. Hence, during this year, there is no trading activity and the activity of feed manufacture and production of poultry eggs is an ancillary and supplemental activity and also a backward integration to the company's manufacture of various egg products. The company is engaged in the manufacture of products and the subsidiary company is engaged in the trading of products manufactured and exported to subsidiary company by the holding company and also the subsidiary company purchases goods from outsiders and trades in such goods also. Accordingly, only in the consolidated financial statements, there are reportable segments to be given under the primary segment information, as the company is engaged in manufacturing and the subsidiary is engaged in trading.



NOTES TO THE CONSOLIDATED FINANCIAL STATEMENTS FOR THE YEAR ENDED 31.03.2022

₹ Lakhs

I. Primary Segment Information

	Manufacturing		Trading		Unallocable		Total	
	2021-22	2020-21	2021-22	2020-21	2021-22	2020-21	2021-22	2020-21
<b>1 Segment Revenue</b>								
External Turnover	28,886.93	24,104.12	1,359.75	2,806.44	-	-	30,246.69	26,910.56
Inter-Segment Turnover	-	-	-	-	-	-	-	-
<b>Revenue from operations (net of GST)</b>	<b>28,886.93</b>	<b>24,104.12</b>	<b>1,359.75</b>	<b>2,806.44</b>	-	-	<b>30,246.69</b>	<b>26,910.56</b>
<b>2 Segment Result</b>								
Segment Result before Interest & Taxes	1,394.31	2,332.68	(14.47)	39.70	-	-	1,379.84	2,372.38
Less: Finance costs			(1.62)	(10.61)	(382.31)	(375.33)	(383.93)	(385.94)
Add: Interest Income					36.60	83.75	36.60	83.75
Profit Before Tax	1,394.31	2,332.68	(16.09)	29.09	(345.71)	(291.58)	1,032.51	2,070.19
Less: Current Tax					(292.93)	(548.85)	(292.93)	(548.85)
Less: Deferred Tax (exp) / income					(0.18)	114.15	(0.18)	114.15
Profit After Tax (before adjustment for Non Controlling Interest)	1,394.31	2,332.68	(16.09)	29.09	(638.83)	(726.29)	739.40	1,635.48
Less: Share of Profit / (loss) transferred to Non Controlling Interest					(2.41)	4.36	(2.41)	4.36
Profit After Tax (after adjustment for Non Controlling Interest)	1,394.31	2,332.68	(16.09)	29.09	(636.41)	(730.65)	741.81	1,631.12
<b>3 Other Information</b>								
Segment Assets	20,454.06	18,644.89	653.78	727.01	2,160.62	1,588.07	23,268.46	20,959.97
Segment Liabilities	10,191.61	8,258.88	264.89	392.57	812.59	847.30	11,269.09	9,498.76
Capital Expenditure	936.20	1,414.94	-	2.11	-	-	936.20	1,417.05
Depreciation & Amortisation	2,421.52	2,067.73	-	0.74	-	-	2,421.52	2,068.47



**NOTES TO THE CONSOLIDATED FINANCIAL STATEMENTS FOR THE YEAR ENDED 31.03.2022**
**ii) Secondary Segment Information:**

The Company has five geographic segments: India, Japan, Russia, Europe and Rest of the world. Revenues from the geographic segments based on domicile of the customer are as follows:

₹ Lakhs

Particulars	2021 - 22	2020 - 21
<b>1. Segment Revenue - External Turnover</b>		
(a) Within India	12,944.32	8,625.44
(b) Outside India:		
(i) Japan	2,960.80	5,408.50
(ii) Russia	5,171.15	4,438.78
(iii) Europe	1,359.75	2,806.44
(iv) Rest of the World	7,810.66	5,631.40
<b>Total</b>	<b>30,246.69</b>	<b>26,910.56</b>
<b>2. Non-Current Assets</b>		
(a) Within India	7,267.96	7,324.37
(b) Outside India - Europe	1.79	1.79
<b>Total</b>	<b>7,269.75</b>	<b>7,326.16</b>

Revenues from one customer of the company amount to more than 10% of the Company's total revenues and represent approximately Rs.29.60 crores (previous year Rs.54.08 crores) of the total revenue of the company.





**NOTES TO THE CONSOLIDATED FINANCIAL STATEMENTS FOR THE YEAR ENDED 31.03.2022**
**RELATED PARTY DISCLOSURES:**

As required under Indian Accounting Standard (Ind AS) 24 - Related Party disclosures, disclosure of transactions with related parties are given below:

**(a) Classification and name of the Related Parties**

(i) Associate	SKM Universal Marketing Company India Private Ltd
(ii) Key Management Personnel	SKM Shree Shivkumar
	Sri.SKM Maeilanandhan
	K.S.Venkatachalapathy
	P.Sekar
(iii) Other Related Parties	SKM Animal Feeds and Foods India Private Limited
	SKM Siddha and Ayurvedha Company India Private Limited
	SKM Health and Mind Welfare Charity Trust

**(b) Description of relationship between the parties :**

<b>(i) Associate</b>	
(a) SKM Universal Marketing Company India Private Limited	Domestic associate company in which the company holds 26% voting power
<b>(ii) Key Management Personnel</b>	
(a) SKM Shree Shivkumar	Managing Director
(b) Sri.SKM Maeilanandhan	Whole time Director
(c) K.S.Venkatachalapathy	Chief Financial Officer
(d) P.Sekar	Company Secretary
<b>(iii) Other Related Parties</b>	
(a) SKM Animal Feeds and Foods India Private Limited	Entity over which Key Management Personnel have significant influence
(b) SKM Siddha and Ayurvedha Company India Private Limited	Entity over which Key Management Personnel have significant influence
(c) SKM Health and Mind Welfare Charity Trust	Entity over which Key Management Personnel is a trustee and have significant influence



**NOTES TO THE CONSOLIDATED FINANCIAL STATEMENTS FOR THE YEAR ENDED 31.03.2022**
**(c) Transactions during the year and year end balances with related parties :**

(c-i) The company has the following related party transactions for the years 2021-22 &amp; 2020-21 :

₹ Lakhs

Nature of relationship	Nature of Transactions	2021 - 22	2020 - 21
<b>(i) Associate</b>	Sale of goods	1,393.23	972.04
	Purchase of goods	1,140.20	1,198.89
	Purchase of Electricity	337.71	234.97
	Purchase of PPE	3.70	10.83
<b>(ii) Key Management Personnel</b>	Remuneration paid	225.94	224.28
	Rent paid	3.49	3.19
<b>(iii) Other Related Parties</b>	Sale of goods	2.67	3.95
	Purchase of goods	1.78	2.41
	Donation Paid	24.00	24.00

(c-ii) The company has the following balances outstanding as of March 31, 2022 and March 31, 2021 :

Nature of relationship	Nature of Balances outstanding	As at 31.03.2022	As at 31.03.2021
<b>(i) Associate</b>	Investments	16.00	46.63
	Trade receivables	208.42	48.97
	Trade payables	69.15	90.52
<b>(ii) Key Management Personnel</b>	-	-	-
<b>(iii) Other Related Parties</b>	Trade receivables	-	-
	Trade payables	-	0.05

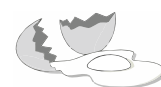


**NOTES TO THE CONSOLIDATED FINANCIAL STATEMENTS FOR THE YEAR ENDED 31.03.2022**
**(d) Disclosures in respect of major related party transactions during the year :**

The following are the significant related party transactions during the year ended March 31, 2022 and March 31, 2021

₹ Lakhs

Particulars	Relationship	2021 - 22	2020 - 21
<b>1) Purchase of goods</b>			
(a) SKM Siddha and Ayurvedha Company India Private Limited	Other Related Party	1.78	2.41
(b) SKM Universal Marketing Company India Private Limited	Associate	1,140.20	1,198.89
<b>2) Purchase of Electricity</b>			
(a) SKM Universal Marketing Company India Private Limited	Associate	337.71	234.97
<b>3) Purchase of Property, Plant &amp; Equipment</b>			
(a) SKM Universal Marketing Company India Private Limited	Associate	3.70	10.83
<b>4) Rent paid</b>			
(a) SKM Shree Shivkumar	Key Management Personnel	3.49	3.19
<b>5) Remuneration paid</b>			
(a) SKM Shree Shivkumar	Key Management Personnel	161.00	160.14
(b) Sri.SKM Maeilanandhan	Key Management Personnel	30.51	30.94
(c) K.S.Venkatachalapathy	Key Management Personnel	27.20	26.85
(d) P.Sekar	Key Management Personnel	7.22	6.36
<b>6) Donation paid</b>			
SKM Health and Mind Welfare Charity Trust	Other Related Party	24.00	24.00
<b>7) Sale of goods</b>			
(a) SKM Animal Feeds and Foods India Private Limited	Other Related Party	2.67	3.95
(b) SKM Universal Marketing Company India Private Limited	Associate	1,393.23	972.04



**NOTES TO THE CONSOLIDATED FINANCIAL STATEMENTS FOR THE YEAR ENDED 31.03.2022**

The following are the significant related party balances outstanding as of March 31, 2022 and March 31, 2021

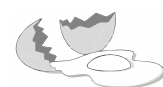
₹ Lakhs

Particulars	Relationship	As at 31.03.2022	As at 31.03.2021
<b>1) Trade receivables</b>			
(a) SKM Universal Marketing Company India Private Limited	Associate	208.42	48.97
(b) SKM Animal Feeds and Foods India Private Limited	Other Related Party	-	-
<b>2) Trade payables</b>			
(a) SKM Universal Marketing Company India Private Limited	Associate	69.15	90.52
(b) SKM Siddha and Ayurvedha Company India Private Limited	Other Related Party	-	0.05
<b>3) Investments</b>			
(a) SKM Universal Marketing Company India Private Limited	Associate	16.00	46.63

**(e) Compensation of Key Management Personnel**

Particulars	2021 - 22	2020 - 21
(i) Short-term employee benefits	209.88	201.85
(ii) Post-employment benefits *	16.05	22.44
(iii) Other long-term benefits	-	-
(iv) Termination benefits	-	-
(v) Share-based payment	-	-
	225.94	224.28

\* - Post-employment benefit comprising gratuity, and compensated absences are not disclosed as these are determined for the Company as a whole.



**NOTES TO THE CONSOLIDATED FINANCIAL STATEMENTS FOR THE YEAR ENDED 31.03.2022**
**Foreign currency risk:**

The company is essentially an Export Oriented Undertaking and makes significant exports and has availed Working Capital Loan (Packing Credit) in Foreign currency and also imports goods, stores & spares occasionally. The Company is exposed to foreign currency risk on these transactions. The Company follows a conservative and sound policy by entering into simple Forward Exchange Contracts to hedge the foreign currency risk whose maturity is coterminous with the maturity period of the foreign currency liabilities and receivables.

The following table shows the foreign currency exposure in USD and EUR on financial statements at the end of the reporting period. The exposure to foreign currency for all other currencies are not material.

Particulars	₹ Lakhs	
	As at 31st March 2022	As at 31st March 2021
(i) Borrowings:		
Euro	165.10	727.39
USD	7,117.25	4,591.91
(ii) Trade & other payables		
Euro	206.96	395.23
USD	3.77	34.80
(iii) Trade & other receivables		
Euro	(678.29)	(578.64)
USD	(1,625.46)	(994.34)
<b>Net Exposure (i + ii - iii)</b>	<b>5,189.33</b>	<b>4,176.35</b>

Sensitivity analysis of 1% change in exchange rate at the end of the reporting period net of hedges

Particulars	As at 31st March 2022 ( ₹ in Lakhs )		
	USD	Euro	Total
<b>1% Depreciation in INR</b>			
Impact on equity	-	4.54	4.54
Impact on P & L	(54.96)	(1.48)	(56.43)
Total	(54.96)	3.06	(51.89)
<b>1% Appreciation in INR</b>			
Impact on equity	-	(4.54)	(4.54)
Impact on P & L	54.96	1.48	56.43
Total	54.96	(3.06)	51.89
	As at 31st March 2021 ( ₹ in Lakhs )		
	USD	Euro	Total
<b>1% Depreciation in INR</b>			
Impact on equity	-	1.71	1.71
Impact on P & L	(36.32)	(7.15)	(43.47)
Total	(36.32)	(5.44)	(41.76)
<b>1% Appreciation in INR</b>			
Impact on equity	-	(1.71)	(1.71)
Impact on P & L	36.32	7.15	43.47
Total	36.32	5.44	41.76

**NOTES TO THE CONSOLIDATED FINANCIAL STATEMENTS FOR THE YEAR ENDED 31.03.2022**
**Interest rate risk:**

The risk that the fair value or future cash flows of a financial instrument will fluctuate because of changes in market interest rates. The Company has availed significant Foreign Currency Working Capital Loan (In USD as well as Euro) by way of Packing Credit at floating interest rates. The interest rate is at 1% (spread) plus LIBOR rate of respective Bank and the interest rate is reset based on the LIBOR rate, as per the loan facility agreement. The Company has not entered into any of the interest rate swaps and hence, the Company is exposed to interest rate risk.

The Company considering the economic environment in which it operates has determined the interest rate sensitivity analysis (interest exposure) at the end of the reporting period. The interest rate for the Company are floating rates and hence, the analysis is prepared assuming the amount of the borrowings outstanding at the end of the reporting period was outstanding for the whole year. A 100 basis point +/- fluctuation in the interest rate is used for disclosing the sensitivity analysis.

The exposure of the company's borrowings to interest rate changes at the end of the reporting period are as follows

₹ Lakhs

Particulars	As at 31st March 2022	As at 31st March 2021
<b>(i) Borrowings - Short term</b>		
Borrowings in Euro - PCFC	165.10	727.39
Borrowings in USD - PCFC	7,117.25	4,591.91
Borrowings in Euro - CC	-	57.39
Borrowings in INR - Current maturity of Long Term loan	217.92	110.37
<b>(ii) Borrowings - Long term</b>		
Borrowings in INR	434.01	147.32
<b>Net Exposure</b>	<b>7,934.28</b>	<b>5,634.38</b>

Impact on interest expenses for the year on 1% change in interest rates

₹ Lakhs

Particulars	2021 - 22	2020-21
<b>Up Move</b>		
Impact on equity	-	-
Impact on P & L	(124.54)	(75.65)
<b>Total</b>	<b>(124.54)</b>	<b>(75.65)</b>
<b>Down Move</b>		
Impact on equity		
Impact on P & L	124.54	75.65
<b>Total</b>	<b>124.54</b>	<b>75.65</b>

The interest rate sensitivity analysis is done holding on the assumption that all other variables remaining constant. The increase / decrease in interest expense is mainly attributable to the Company's exposure to interest rates on its variable rate of borrowings.

**Commodity price risk:**

Commodity price risk arises due to fluctuation in prices of eggs, feeds and other products. The company has a risk management framework aimed at prudently managing the risk by reducing the external dependability and enhancement of self reliance by manufacturing the commodities in house to the extent possible.



**NOTES TO THE CONSOLIDATED FINANCIAL STATEMENTS FOR THE YEAR ENDED 31.03.2022**
**Credit risk:**

Credit risk is a risk that a customer or counter party to a financial instrument fails to perform or pay the amounts due, causing financial loss to the company. Credit risk arises from Company's outstanding receivables from customers and other parties. The company has a prudent and conservative process for managing its credit risk arising in the course of its business activities. The Company ensures that sales of products are made to customers with appropriate creditworthiness. Credit risk is controlled by analysing credit limits and creditworthiness of customers on a continuous basis to whom the credit has been granted after obtaining necessary approvals for credit.

**Geographic concentration of credit risk:**

Geographic concentration of trade receivables is as follows:

₹ Lakhs

Particulars	As at 31st March 2022	As at 31st March 2021
(a) Within India	459.01	266.12
(b) Outside India:		
(i) Japan	204.36	37.47
(ii) Russia	140.59	388.93
(iii) Europe	456.29	428.08
(iv) Rest of the World	1,280.50	514.01
<b>Total</b>	<b>2,540.76</b>	<b>1,634.60</b>

**Year ended 31-03-2022**

Expected credit loss for trade receivables under simplified approach

₹ Lakhs

Ageing	Upto 180 days	More than 180 days	Total
Gross carrying amount - Trade receivables	2,535.17	5.59	2,540.76
Expected credit losses (Loss allowance provision) - trade receivables	-	-	-
Carrying amount of trade receivables (net of impairment)	2,535.17	5.59	2,540.76

**Year ended 31-03-2021**

Expected credit loss for trade receivables under simplified approach

₹ Lakhs

Ageing	Upto 180 days	More than 180 days	Total
Gross carrying amount - Trade receivables	1,633.06	1.54	1,634.60
Expected credit losses (Loss allowance provision) - trade receivables	-	-	-
Carrying amount of trade receivables (net of impairment)	1,633.06	1.54	1,634.60

The Company determines the allowance for credit losses based on historical loss experience adjusted to reflect current and estimated future economic conditions. The Company considered current and anticipated future economic conditions relating to industries the Company deals with and the countries where it operates. In calculating expected credit loss, the company has also considered credit reports and other related credit information for its customers to estimate the probability of default in future and has taken into account estimates of possible effect from the pandemic relating to COVID-19.



**NOTES TO THE CONSOLIDATED FINANCIAL STATEMENTS FOR THE YEAR ENDED 31.03.2022**
**Liquidity risk:**

Liquidity risk arises from the company's inability to meet its cash flow commitments on time. Prudent liquidity risk management implies maintaining sufficient stock of cash and cash equivalents.

This has been achieved by the company by maintaining cash & cash equivalents of Rs.1,933.14 lakhs as on 31st March 2022 and Rs.1,068.12 lakhs as on 31st March 2021

Liquidity risk is also mitigated by maintaining availability of standby funding through an adequate line up of committed credit facilities

This has been achieved by the company by availing the Packing Credit facility from the bank of Rs.7,282.35 lakhs as on 31st March 2022 and Rs.5,317.04 lakhs as on 31st March 2021"

**Liquidity Exposure as at 31.03.2022:**

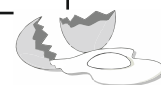
₹ Lakhs

Particulars	< 1 year	1 - 5 years	> 5 years	Total
Financial Assets:				
Investments	1,547.05		16.00	1,563.06
Loans	278.91	95.90		374.81
Trade receivables	2,540.76			2,540.76
Cash and cash equivalents	1,933.14			1,933.14
Bank balances other than above	68.48			68.48
Other Financial Assets	-		133.02	133.02
<b>Total Financial Assets</b>	<b>6,368.34</b>	<b>95.90</b>	<b>149.03</b>	<b>6,613.26</b>
Financial Liabilities:				
Borrowings	7,500.27	434.01		7,934.28
Lease Liabilities	238.68	507.94		746.62
Trade Payables	1,472.96			1,472.96
Other Financial Liabilities	68.48			68.48
<b>Total Financial Liabilities</b>	<b>9,280.39</b>	<b>941.95</b>	<b>-</b>	<b>10,222.34</b>

**Liquidity Exposure as at 31.03.2021:**

₹ Lakhs

Particulars	< 1 year	1 - 5 years	> 5 years	Total
Financial Assets:				
Investments	1,530.22		46.63	1,576.85
Loans	870.27	112.62		982.89
Trade receivables	1,634.60			1,634.60
Cash and cash equivalents	1,068.12			1,068.12
Bank balances other than above	51.10			51.10
Other Financial Assets	-		146.81	146.81
<b>Total Financial Assets</b>	<b>5,154.31</b>	<b>112.62</b>	<b>193.45</b>	<b>5,460.38</b>
Financial Liabilities:				
Borrowings	5,427.41	147.32		5,574.73
Lease Liabilities	207.13	713.83		920.96
Trade Payables	1,770.24			1,770.24
Other Financial Liabilities	51.10			51.10
<b>Total Financial Liabilities</b>	<b>7,455.88</b>	<b>861.15</b>	<b>-</b>	<b>8,317.03</b>





**NOTES TO THE CONSOLIDATED FINANCIAL STATEMENTS FOR THE YEAR ENDED 31.03.2022****Other risks - COVID 19 :**

The Company has considered the possible effects that may result from the pandemic relating to COVID-19 on the carrying amounts of receivables, inventories held and investment in subsidiaries. In developing the assumptions relating to the possible future uncertainties in the global economic conditions because of this pandemic, the Company, as at the date of approval of these financial statements has used internal and external sources of information including economic forecasts.

**The Company has evaluated the impact of COVID-19 resulting from:**

- (i) the possibility of constraints to supply goods services which may require revision of estimations of costs, if any, to complete the contract because of additional efforts;
- (ii) onerous obligations;
- (iii) penalties relating to breaches of agreements, and
- (iv) termination or deferment of contracts by customers.

The Company has concluded that the impact of COVID-19 is not material based on these estimates. Due to the nature of the pandemic, the Company will continue to monitor developments to identify significant uncertainties relating to revenue in future periods.

**Some of the activities initiated are :**

- Improve liquidity and cash management with a rigorous focus on working capital cycles, including collections, receivables and any other blocked cash.
- Reducing capital expenditures other than any committed or non-discretionary expenditures.

All possible impact of known events arising from COVID-19 pandemic in the preparation of the consolidate financial results have been considered. However, the impact of assessment of COVID-19 is a continuous process given the uncertainties associated with its nature and duration. The company will continue to monitor any material changes to future economic conditions. It is very difficult to assess the future outlook at this stage as we are not yet past the COVID-19 crisis. However, given the trend of operations in May & June 2022, the company is confident that it will tide this situation in the ensuing months and the entity's going concern status will not be affected.



## NOTES

.....

.....

.....

.....

.....

.....

.....

.....

.....

.....

.....

.....

.....

.....

.....

.....

.....

.....

.....

.....

.....

.....

.....



## NOTES

A series of 20 horizontal dotted lines for writing notes.





# SKM EGG PRODUCTS

THINKING OUT OF THE SHELL

SKM EGG PRODUCTS EXPORT (INDIA) LIMITED

Tel : +91 424 23 51 532-33  
E-mail : [finance@skmegg.com](mailto:finance@skmegg.com)  
E-mail : [shares@skmegg.com](mailto:shares@skmegg.com)

133, 133/1, Gandhiji Road, Erode.  
Tamilnadu, India. Pin : 638 001  
Website : [www.skmegg.com](http://www.skmegg.com)