



VEERAM SECURITIES

LIMITED

Regd.Office: Ground & First Floor, 7, Natvarshyam Co Op Ho S Ld, Opp. Orchid Park,  
Ramdevnagar Road, Sattelite, Ahmedabad 380051 Gujarat

CIN: L65100GJ2011PLC064964

E-mail: [complianceveeram@gmail.com](mailto:complianceveeram@gmail.com) website: [www.veeramornaments.com](http://www.veeramornaments.com)

---

Date: 28<sup>th</sup> June,, 2021

To,  
The Corporate Relations Department  
**BSE LIMITED**  
PJ Towers, 25th floor, Dalal Street,  
Mumbai -400 001

**Sub: Submission of Revised Un-Audited Financial Results for the Half year ended  
on 30th September, 2020 pursuant to Regulation 33 of SEBI (Listing  
Obligations and Disclosure Requirements) Regulation, 2015**

Ref. : Veeram Securities Limited (Script Code:-540252)

Dear Sir,

This is to inform you as per your email received dated 25<sup>th</sup> June, 2021 we hereby submit revised financial result under Regulation 30 and any other Regulation of SEBI (Listing Obligations and Disclosure Requirements) Regulations, 2015.

Kindly consider the above submission and acknowledge the same.

Thanking you,  
Yours faithfully,

**For, Veeram Securities Limited**

**Mahendrabhai Ramniklal Shah**  
**Managing Director**  
**DIN: 03144827**





# PARTH SHAH AND ASSOCIATES CHARTERED ACCOUNTANTS

To,

**The Board of Director,  
Veeram Securities Limited,  
Ahmedabad**

**Sub : Limited Review Report**

**Ref. Un-Audited Financial Result for the half year ending on September 30, 2020.**

**Dear Sir**

We have reviewed the accompanying statement of unaudited financial results of **Veeram Securities Limited** for the half year ended on 30th September 2020. This statement is the responsibility of the Company's Management and has been approved by the Board of Directors/ Committee of Board of Directors. Our responsibility is to issue a report on these financial statements based on our review.

We conducted our review in accordance with the Standard on Review Engagement (SRE) 2400, engagements to Review Financial Statements issued by the Institute of Chartered Accountants of India. This standard requires that we plan and perform the review to obtain moderate assurance as to whether the financial statements are free of material misstatement. A review is limited primarily to inquiries of company personnel and analytical procedures applied to financial data and thus provides less assurance than an audit. We have not performed an audit and accordingly, we do not express an audit opinion.

Based on our review conducted as above, nothing has come to our attention that causes us to believe that the accompanying statement of unaudited financial results prepared in accordance with applicable accounting standards<sup>1</sup> and other recognised accounting practices and policies has not disclosed the information required to be disclosed in terms of Regulation 33 of the SEBI (Listing Obligations and Disclosure Requirements) Regulations, 2015 including the manner in which it is to be disclosed, or that it contains any material misstatement.

**FOR, Parth Shah & Associates  
Chartered Accountants**


*Parth*  
**Parth N Shah  
(Proprietor)**

**Membership No. 173468**

**Firm Registration No. : 144251W**

**Place: Ahmedabad**

**Date: 10/11/2020**



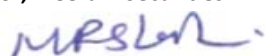
**VEERAM SECURITIES LIMITED**

Ground Floor & First Floor, 7, Natvarshyam Co Op Ho So Ltd, Opp. Orchid Park, Ramdevnagar Road, Sattelite,  
Vejalpur, Ahmedabad, Gujarat, 380051

**STATEMENT OF ASSET & LIABILITIES AS ON 30TH SEPTEMBER, 2020**

Particulars	(Rs. In Lacs)	
	Year Ended on 30/09/2020	Year Ended on 31/03/2020
	Un-Audited	Audited
<b>I. EQUITY AND LIABILITIES</b>		
<b>(1) Shareholder's Funds</b>		
(a) Share Capital	1,008.54	431.00
(b) Reserves and Surplus	316.12	736.49
<b>(2) Share Application money pending allotment</b>		
<b>(3) Non-Current Liabilities</b>		
(a) Long-Term Borrowings		-
(b) Deferred Tax Liabilities (Net)		-
(c) Other Long Term Liabilities	1.00	5.11
(d) Long Term Provisions	-	-
<b>(4) Current Liabilities</b>		
(a) Short-Term Borrowings		
(b) Trade Payables		
(i) Total Outstanding dues of micro enterprises and small enterprises		
(ii) Total Outstanding dues of creditors other than micro enterprises and small enterprises	540.96	912.69
(c) Other Current Liabilities	35.94	30.30
(d) Short-Term Provisions	51.99	0.73
<b>Total Equity &amp; Liabilities</b>	<b>1,954.55</b>	<b>2,116.32</b>
<b>II. ASSETS</b>		
<b>(1) Non-Current Assets</b>		
<b>(a) Fixed Assets (Net)</b>		
(i) Property, Plant and Equipment	383.58	532.49
(ii) Intangible Assets		
(iii) Capital Work in Progress		
(b) Non-current investments		
(c) Deferred tax assets (net)	0.46	0.46
(d) Long term loans and advances		-
(e) Other non-current assets		-
<b>(2) Current Assets</b>		
(a) Current investments	378.99	340.74
(b) Inventories	831.24	826.63
(c) Trade receivables	11.99	35.68
(d) Cash and cash equivalents	329.56	247.01
(e) Short-term loans and advances	4.14	100.88
(f) Other current assets	14.59	32.43
<b>Total Assets</b>	<b>1,954.55</b>	<b>2,116.32</b>

For, Veeram Securities Limited



Mahindra R. Shah  
Managing Director


Date: 10.11.2020

Place: Ahmedabad

**VEERAM SECURITIES LIMITED**

Ground Floor & First Floor, 7, Natvarshyam Co Op Ho So Ltd, Opp. Orchid Park, Ramdevnagar Road, Sattelite, Vejalpur, Ahmedabad, Gujarat, 380051

**STATEMENT OF STANDALONE AUDITED FINANCIAL RESULTS FOR THE HALF YEAR ENDED ON 30th SEPTEMBER 2020**

		Half Year Ended		Year Ended	
				(Rs. In Lacs)	
Sr. No	Particulars	For the Half Year Ended on	For the Half Year Ended on	Year Ended on	Year Ended on
		31.09.2020	30.09.2019	31/03/2020	31/03/2019
		Un-Audited	Unaudited	Audited	Audited
I	Revenue from operations	583.77	562.41	1995.81	1550.95
II	Other Income	29.29	30.45	106.59	23.45
III	<b>Total Revenue (I +II)</b>	<b>613.06</b>	<b>592.86</b>	<b>2102.40</b>	<b>1574.40</b>
IV	<b>Expenses:</b>				
	Cost of materials consumed				
	Purchase of Stock-in-Trade	687.89	582.64	2,059.30	1,570.66
	Changes in inventories of finished goods, work-in-progress and Stock-in-Trade	-334.81	(17.52)	(166.94)	(58.23)
	Employee Benefit Expense	4.33	3.71	8.30	6.36
	Financial Costs	2.81	0.04	2.82	0.06
	Depreciation and Amortization Expense	3.42	0	6.23	8.73
	Other Expenses	41.80	4.43	46.20	5.09
	<b>Total Expense</b>	<b>405.44</b>	<b>573.30</b>	<b>1955.91</b>	<b>1532.67</b>
V	Profit before exceptional and extraordinary items and tax	<b>207.62</b>	<b>19.56</b>	<b>146.49</b>	<b>41.73</b>
VI	Exceptional Items	-	-	-	-
VII	Profit before extraordinary items and tax (V - VI)	<b>207.62</b>	<b>19.56</b>	<b>146.49</b>	<b>41.73</b>
VIII	Extraordinary Items	-	-	-	-
IX	Profit before tax (VII - VIII)	<b>207.62</b>	<b>19.56</b>	<b>146.49</b>	<b>41.73</b>
X	<b>Tax expense:</b>				
	(1) Current tax	51.99	5.87	36.68	11.10
	(2) Deferred tax		-	-	0.02
XI	Profit(Loss) from the perid from continuing operations	<b>155.63</b>	<b>13.69</b>	<b>109.81</b>	<b>30.61</b>
	Less: Dividend	-	-	-	-
	Less: Tax on Dividend	-	-	-	-
XII	Balance carried Forward to Balance Sheet	<b>155.63</b>	<b>13.69</b>	<b>109.81</b>	<b>30.61</b>
XIII	Paid-up Equity share capital (at par Value of Rs.10 each)	1008.54	431.00	431.00	431.00
XIV	Reserves excluding revaluation reserves		-		608.92
XV	a)Earning per equity share before Exceptinal items				
	(1) Basic	1.54	0.03	2.55	0.71
	(2) Diluted	1.54	0.03	2.55	0.71
	b)Earning per equity share after Exceptinal items				
	(1) Basic	1.54	0.03	2.55	0.71
	(2) Diluted	1.54	0.03	2.55	0.71
<b>Notes:</b>					
1). The above Financial Results were reviewed by the Audit Committee and Approved by the Board of Directors at their respective Meeting held on 10th November, 2020					
2) The Company's business activity fall within a singal primary business segment.					
3). Previous year's figures are re-grouped, re-classified wherever necessary.					
				<b>By order of the Board of Directors</b>	
				<b>For , Veeram Securities Limited</b>	
Date: 10.11.2020					
Place: Ahmedabad				<b>Managing Director</b>	

<b>VEERAM SECURITIES LIMITED</b>		
Ground Floor & First Floor, 7, Natvarshyam Co Op Ho So Ltd, Opp. Orchid Park, Ramdevnagar Road, Sattelite, Vejalpur, Ahmedabad, Gujarat, 380051		
<b>CASH FLOW STATEMENT OF FINANCIAL HALF YEAR ENDED ON 30TH SEPTEMBER, 2020</b>		
(Rs. In Lacs)		
PARTICULARS	Half Year ended 30th September 2020	Year ended 31 March 2020
	Rs.	Rs.
<b>A. Cash Flow from Operating Activity</b>	-	-
Profit before Taxation and Extra Ordinary Items	207.62	146.49
Add : Non Cash & Non Operating Expenses		
Depreciation	3.42	6.23
Interest Expenses	2.81	2.82
Interest Income	0.00	-34.28
Gain On MCX	0.00	-39.54
Dividend income	0.00	-21.60
Realized Gain on Shares	0.00	-11.17
<b>Operating Profit before Working Capital Changes</b>	<b>213.85</b>	<b>48.95</b>
Adjustment for;		
(Increase) / Decrease in Inventory	-4.61	-147.58
(Increase) / Decrease in Debtors	23.69	-35.68
Increase/(Decrease) in Trade Payables	-371.73	299.91
(Increase)/ Decrease in Loans & Advances	96.74	83.41
(Increase) / Decrease in Current Assets	17.84	1.89
Increase / (Decrease) in Current Liabilities & Provision	5.64	30.30
Increase / (Decrease) in Short Term Provisions	75.02	0.73
Increase / (Decrease) in Current Investment	-38.25	65.19
<b>Cash Generated from Operation</b>	<b>56.44</b>	<b>281.93</b>
Taxes Paid	0.00	36.68
<b>Net Cash Flow from Operating Activities</b>	<b>56.44</b>	<b>245.25</b>
<b>B. Cash Flow from Investing Activity</b>		
(Increase) / Decrease in Fixed Assets (net)	-145.91	-530.36
(Increase) / Decrease in Investments & Accured Interest	0.00	0.00
(Increase) / Decrease in other Non current Investment	0.00	0.00
Dividend Income	0.00	21.60
Gain on MCX	0.00	-39.54
Interest Income	0.00	34.28
<b>Net Cash Flow from Investing Activities</b>	<b>-145.91</b>	<b>-514.02</b>
<b>C. Cash Flow from Financing Activity</b>		
Proceeds from Issue of Shares	0.00	0.00
Proceeds from Securities Premium	0.00	0.00
Increase / (Decrease) in Short term Borrowings		0.00
Increase / (Decrease) in Long term Borrowings	4.11	-68.99
Finance Cost Paid	2.81	-2.82
Adjustment of earlier in Retained Earning		0.00
<b>Net Cash Flow from Financing Activities</b>	<b>6.92</b>	<b>-71.81</b>

Net Increase / (Decrease) in Cash & Cash Equivalents	-82.55	-340.58
Opening Balance of Cash & Cash Equivalents	247.01	587.44
Closing Balance of Cash & Cash Equivalents	329.56	247.01
<b>Net Increase / (Decrease) in Cash &amp; Cash Equivalents</b>	<b>-82.55</b>	<b>340.43</b>

Date: 10.11.2020  
Place: Ahmedabad



**Board of Directors**  
**Securities Limited**

*[Handwritten Signature]*

**g Director**