



October 30, 2023

To,  
Listing Department  
**BSE Limited**  
P.J Towers, Dalal Street,  
Fort, Mumbai – 400 001

To,  
Listing Department  
**National Stock Exchange of India Limited**  
Exchange Plaza, 5th Floor, Plot No. C/1, G Block,  
Bandra Kurla Complex, Bandra (E), Mumbai – 400 050

Scrip Code: **543614**

Symbol: **TIPSFILMS**

Dear Sir/Madam,

**Subject: Submission of Investor Presentation**

Pursuant to Regulation 30 of SEBI (Listing Obligations and Disclosure Requirements) Regulations 2015, we enclose herewith a copy of Investor Presentation with respect to Unaudited Financial Results of the Company for the quarter ended September 30, 2023.

The same will be uploaded on our website i.e. at <https://www.tipsfilms.in>.

We request you to kindly take the above information on record.

Thanking You,

For **Tips Films Limited**

**Haresh N. Sedhani**  
Chief Financial Officer

**TIPS FILMS LTD.**

---

501, Durga Chambers, 5th Floor, Linking Road, Khar (West), Mumbai 400052  
Tel : 022- 6643 1188 Email : [info@tipsfilms.in](mailto:info@tipsfilms.in) Website : [www.tipsfilms.in](http://www.tipsfilms.in)  
CIN: U74940MH2009PTC193028

**TIPS Films Ltd.**



**Investor Presentation – Q2FY24**

This presentation has been prepared by and is the sole responsibility of Tips Films Limited (the “Company”). By accessing this presentation, you are agreeing to be bound by the trailing restrictions.

This presentation does not constitute or form part of any offer or invitation or inducement to sell or issue, or any solicitation of any offer or recommendation to purchase or subscribe for, any securities of the Company, nor shall it or any part of it or the fact of its distribution form the basis of, or be relied on in connection with, any contract or commitment thereof. In particular, this presentation is not intended to be a prospectus or offer document under the applicable laws of any jurisdiction, including India. No representation or warranty, express or implied, is made as to, and no reliance should be placed on, the fairness, accuracy, completeness or correctness of the information or opinions contained in this presentation. Such information and opinions are in all events not current after the date of this presentation. There is no obligation to update, modify or amend this communication or to otherwise notify the recipient if the information, opinion, projection, forecast or estimate set forth herein, changes or subsequently becomes inaccurate.

Certain statements contained in this presentation that are not statements of historical fact constitute “forward-looking statements.” You can generally identify forward-looking statements by terminology such as “aim”, “anticipate”, “believe”, “continue”, “could”, “estimate”, “expect”, “intend”, “may”, “objective”, “goal”, “plan”, “potential”, “project”, “pursue”, “shall”, “should”, “will”, “would”, or other words or phrases of similar import. These forward-looking statements involve known and unknown risks, uncertainties, assumptions and other factors that may cause the Company’s actual results, performance or achievements to be materially different from any future results, performance or achievements expressed or implied by such forward-looking statements or other projections. Important factors that could cause actual results, performance or achievements to differ materially include, among others: (a) our ability to successfully implement our strategy, (b) our growth and expansion plans, (c) changes in regulatory norms applicable to the Company, (d) technological changes, (e) investment income, (f) cash flow projections, and (g) other risks.

This presentation is for general information purposes only, without regard to any specific objectives, financial situations or informational needs of any particular person. The Company may alter, modify or otherwise change in any manner the content of this presentation, without obligation to notify any person of such change or changes.

- ❖ There were no film releases in Q1FY24, therefore no significant revenue could be booked during the quarter. This quarter's results reflect the impact of fixed costs.
- ❖ The film industry is a creative industry which is highly reliant on manpower. Therefore, the production and release of films are both dependent on multiple factors including competition from other movies, availability of cast and crew, shooting locations, release windows, seasonal trends, public holidays and festivals, avoiding clashes with major events, and analyzing trends in box office performance. Therefore, short-term comparisons are fundamentally incorrect.
- ❖ Additionally, comparing the performance of different quarters may not be appropriate, as it might involve comparing a blockbuster release from the previous year with a smaller-budget film release in the current quarter. An analytically robust method of comparison would be to do it on an annual basis as that would take into account the vagaries of production as well as releases.
- ❖ The limited number of releases which we are doing currently leads to such volatility in quarterly earnings, although there is no change in the earnings outlook for the year.
- ❖ As we scale up to releasing 4 to 5 movies per annum over the next 2 years and subsequently to 10 to 12 movies per annum in the subsequent 2 - 3 years, this volatility will reduce.
- ❖ Our team is geared up for 5 to 6 productions per year and we are also building our project pipeline to achieve this target.
- ❖ The state of the film industry remains very healthy and the outlook on content demand is positive. Therefore, we are confident of scaling up profitably.

# Project Pipeline and Star cast

## Merry Christmas



*Vijay Sethupathi*



*Katrina Kaif*

Movie being dubbed in 5 languages

## Ishq -Vishq Rebound



*Rohit Saraf*



*Pashmina Roshan*



*Jibraan Khan*



*Pritam*

## Sridevi Prasanna



*Sai Tamhankar*



*Siddharth Chandekar*



*Vishal Modhave*  
*(Director)*



*Aditi Moghe*  
*(Writer)*



*Amitraj*  
*(Music)*

## Upcoming movies

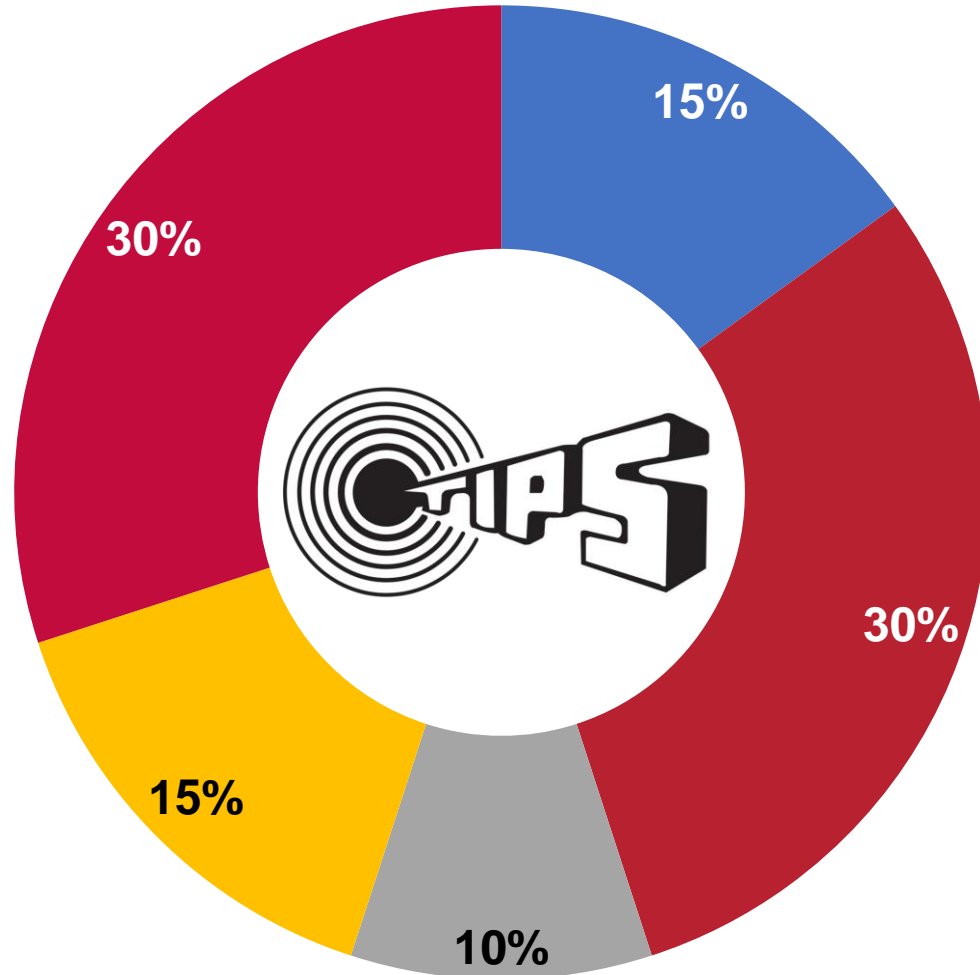
Soulmates

Motha Maanus  
(Nilu Phule Biopic)

Kolhapur To Pattaya  
(Tentative Title)

## Revenue mix estimate

- Music Rights
- Digital Rights
- Overseas Theatrical Rights
- Satellite Rights
- Domestic Theatrical Rights



# Films Don't Fail... Budgets Do!

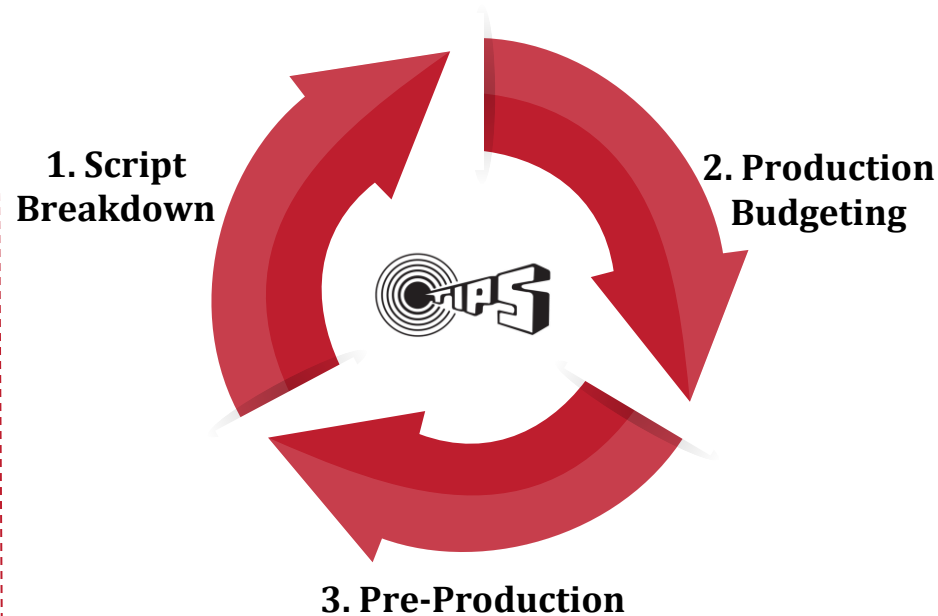
Understanding the monetization potential of a story and pairing it with the right cast and execution team is the essence of successful film making.

Budgeting is effective when a film's revenue potential determines the choice of cast and execution team.

TFL limits risk of loss by producing small and mid budget films.

For large budget films, TFL has developed a partnership model where it partners with actors and other producers on revenue sharing basis and thereby limits risk.

## Budgeting Process



## Tips Films Ltd. Accounting Policy

**Tips Films Ltd will write off 100% of the cost of the movie within 12 months of release.**

**Earlier 60% was written off in the first year, and the remaining over 9 years.**

TFL's success ratio is over 85%. This is because we continue to monetize films long after their Box-Office releases.

We own IPR of around 50 films in perpetuity and expect this library to generate substantial Free Cash Flow in the medium term.



# Quarterly Financial Performance

Particulars (Rs. in lakhs)	Q2FY24	Q2FY23	Y-o-Y	Q1FY24	Q-o-Q	H1FY24	H1FY23	Y-o-Y
<b>Revenue From Operations</b>	<b>446</b>	<b>1,513</b>	<b>-70.5%</b>	<b>66</b>	<b>576.2%</b>	<b>511.9</b>	<b>1,723</b>	<b>-70.3%</b>
Cost of Production / Distribution	350	150		0		350	150	
Employee Benefits Expenses	91	91		91		181	165	
Other Expenses	120	117		154		274	252	
Other Income	31	28		33		64	937	
Depreciation and Amortisation Expense	19	13		18		38	25	
<b>EBIT</b>	<b>-103</b>	<b>1170</b>	<b>-108.8%</b>	<b>-164</b>	<b>-37.5%</b>	<b>-267</b>	<b>2067</b>	<b>-112.9%</b>
Finance Costs	9	35		19		27	40	
<b>PBT</b>	<b>-111</b>	<b>1135</b>	<b>-109.8%</b>	<b>-183</b>	<b>-39.3%</b>	<b>-294</b>	<b>2027</b>	<b>-114.5%</b>
Tax	0	330		0		0	590	
<b>PAT</b>	<b>-111</b>	<b>805</b>	<b>-113.8%</b>	<b>-183</b>	<b>-39.3%</b>	<b>-294</b>	<b>1437</b>	<b>-120.5%</b>
<b>PAT %</b>	<b>-25%</b>	<b>53%</b>		<b>-279%</b>		<b>-57%</b>	<b>83%</b>	
EPS	-2.6	18.6		-4.2		-6.8	33.2	



# Balance Sheet

Equity & Liabilities (₹ in Cr)	Sep'23	Sep'22
Equity Share Capital	4.3	4.3
Other Equity	82.5	77.6
<b>Total Equity</b>	<b>86.9</b>	<b>81.9</b>
Loans	2.5	0.0
Deferred Tax Liabilities, (net)	2.3	2.6
Employee Benefit Obligations	0.4	0.0
Other Non-Current Liabilities		0.6
<b>Total Non - Current Liabilities</b>	<b>5.2</b>	<b>3.2</b>
<b>Financial Liabilities</b>		
Loans	3.5	20.0
Trade Payables		
Total outstanding dues of micro enterprises and small enterprises	0	0.0
Total outstanding dues of creditors other than micro enterprises and small enterprises	1.9	6.8
Other Financial Liabilities	0	9.1
Employee benefit Obligations	0	0.0
Current Tax Liabilities (net)	8	4.4
Other Current Liabilities	24.1	0.4
<b>Total Current Liabilities</b>	<b>37.5</b>	<b>40.7</b>
<b>Total Equity and Liabilities</b>	<b>129.6</b>	<b>125.8</b>

Assets (₹ in Cr)	Sep'23	Sep'22
<b>Non- Current Assets</b>		
Property, plant and equipment	2.7	0.9
Investment Property	11.7	11.9
Other Financial Assets	0.2	0.2
Other Non-Current Assets	13.1	10.3
<b>Total Non - Current Assets</b>	<b>27.7</b>	<b>23.4</b>
<b>Current Assets</b>		
<b>Financial Assets</b>		
Investments	0.0	0.2
Trade receivables	0.6	9.1
Cash and cash equivalents	5.5	2.4
Bank balances other than (ii) above	0	3.4
Loans	0	0.0
Other Financial Assets	2.6	2.6
Other Current Assets	83.5	84.7
Current Tax Assets (Net)	9.7	0.0
<b>Total Current Assets</b>	<b>101.9</b>	<b>102.4</b>
<b>Total Assets</b>	<b>129.6</b>	<b>125.8</b>

# Cash Flow Statement

Cash Flow Statement (Rs. Crs.)	Sep'23	Sep'22
<b>Cash Flow from Operating Activities</b>		
Profit before Tax	-2.9	20.3
Adjustment for Non-Operating Items	-0.6	-0.5
<b>Operating Profit before Working Capital Changes</b>	<b>-2.3</b>	<b>20.8</b>
Changes in Working Capital	16.8	-49.2
<b>Cash Generated from Operations</b>	<b>14.5</b>	<b>-28.4</b>
Less: Direct Taxes paid	-1.5	-4.3
<b>Net Cash from Operating Activities</b>	<b>13.0</b>	<b>-32.7</b>
Cash Flow from Investing Activities	1.3	10.9
Cash Flow from Financing Activities	-11.8	19.6
<b>Net increase/ (decrease) in Cash &amp; Cash equivalent</b>	<b>2.4</b>	<b>-2.2</b>
Add : Cash and cash equivalents at the beginning of the period	3.1	4.7
<b>Cash and cash equivalents</b>	<b>5.5</b>	<b>2.4</b>

# Thank You!


FICCI – EY Media &  
Entertainment  
Report 2022



**Tips Films Limited**

CIN: U74940MH2009PTC193028

Email id: [investorrelations@tipsfilms.in](mailto:investorrelations@tipsfilms.in)



[Click Here](#)

**Investor Relations Advisors:**



**Orientcapital**  
(a division of Link Intime India Pvt Ltd)

**Nikunj Jain:** +91 9769060608  
[nikunj.jain@linkintime.co.in](mailto:nikunj.jain@linkintime.co.in)

**Amar Yardi:** +91 7045121239  
[amar.yardi@linkintime.co.in](mailto:amar.yardi@linkintime.co.in)