

**MRO-TEK REALTY LIMITED**

**CIN: L28112KA1984PLC005873**

Registered & Corporate Office: No.6, New BEL Road

Chikkamaranahalli Bangalore 560054

Website: [www.mro-tek.com](http://www.mro-tek.com), Phone: 080 42499000 Service & Support: 9845035626

Email ID: [info@mro-tek.com](mailto:info@mro-tek.com)

**MROTEK**<sup>®</sup>

Integrating Next Generation Networks

**MRO: FS: 23-24**

**November 11, 2023**

The Manager,  
Listing Department  
National Stock Exchange of India Limited  
Exchange Plaza, C-1, Block G  
Bandra – Kurla Complex  
Bandra (E)  
Mumbai – 400 051

Fax No. 022-2659 8237/38.

The Manager,  
Listing Department  
BSE Limited  
PJ Towers, Dalal Street, Fort  
Mumbai – 400 001

Fax No. 022- 2272 3121

Dear Sir/Madam,

**Sub: - Intimation of 4<sup>th</sup> Board Meeting for the financial year 2023-24 to be held on November 09, 2023**

This is with reference to the captioned subject, we wish to inform you that the 4<sup>th</sup> Meeting of the Board of Directors of the Company for the financial year 2023-24 is scheduled to be held on Wednesday, November 09, 2023, *inter-alia* to consider and approve the un-audited financial results for the 2<sup>nd</sup> quarter and half year ended September 30, 2023.

Further the meeting was commenced at 4:00 PM (IST) and concluded at 5:30 PM (IST)

Please take the documents on record and kindly treat this as compliance with the Listing Regulations.

Kindly acknowledge.

**Thanking you,  
Yours faithfully,  
for MRO-TEK Realty Limited**

**Venkatesh Sunduru  
Company Secretary and Compliance Officer**

<b>Scrip Code:</b>	
<b>NSE</b>	<b>: MRO-TEK</b>
<b>BSE</b>	<b>: 532376</b>
<b>Demat ISIN</b>	<b>: INE398B01018</b>

**K. S. AIYAR & CO**  
CHARTERED ACCOUNTANTS

# 10, 1st Floor, 18th Cross,  
Near 6th Main, Malleswaram,  
Bengaluru - 560 055. India.  
Tel: 91-80-2334 7171 / 23367171 / 2331 1221  
www.KSAiyar.com  
Bangalore@KSAiyar.com

**Independent Auditor's Review Report on the Quarterly and Year to Date Unaudited Standalone Financial Results of the Company Pursuant to the Regulation 33 of the SEBI (Listing Obligations and Disclosure Requirements) Regulations, 2015, as amended**

**To The Board of Directors of Mro-Tek Realty Limited**

1. We have reviewed the accompanying Statement of Unaudited Financial Results of MRO-TEK Realty Limited ("the Company"), for the quarter ended September 30, 2023 and year to date from April 01, 2023 to September 30, 2023 ("the Statement"), being submitted by the Company pursuant to the requirement of the Regulation 33 of The SEBI (Listing Obligations and Disclosure Requirements) Regulation, 2015, as amended (the "Listing Regulations").
2. This Statement, which is responsibility of the Company's Management and approved by the Board of Directors, has been prepared in accordance with the recognition and measurement principles laid down in Indian Accounting Standard 34 "Interim Financial reporting" ("Ind AS 34"), prescribed under section 133 of the Companies Act, 2013 as amended, read with the relevant rules issued thereunder and other accounting principles generally accepted in India and in compliance with Regulation 33 of the listing Regulations. The Statement has been approved by the Company's Board of Directors. Our responsibility is to express a conclusion on the statement based on our review.
3. We conducted our review in accordance with Standard on Review Engagements (SRE) 2410, 'Review of Interim Financial Information Performed by the Independent Auditor of the Entity' issued by the Institute of Chartered Accountants of India. This Standard requires that we plan and perform the review to obtain moderate assurance as to whether the statement of financial results is free of material misstatement. A review is limited primarily to inquiries of company personnel and analytical procedures applied to financial data and thus provides less assurance than an audit. We have not performed an audit and accordingly, we do not express an audit opinion.
4. Based on our review conducted as above, nothing has come to our attention that causes us to believe that the accompanying Statement, prepared in accordance with the recognition and measurement principles laid down in the aforesaid Indian Accounting Standards ('Ind AS') specified under Section 133 of the Companies Act, 2013 as amended, read with relevant rules issued thereunder and other accounting principles generally accepted in India, has not disclosed the information required to be disclosed in terms of the Listing Regulations, including the manner in which it is to be disclosed, or that it contains any material misstatement.

For K. S. AIYAR & Co.  
Chartered Accountants  
FRN: 100186W

*Deepak Kamath*

Deepak Kamath  
Partner  
M.No.218292  
UDIN: 23218292BGTNTJ8193

Place: Bengaluru  
Date: November 09, 2023



Office also at  
Mumbai Chennai Kolkata  
Coimbatore and Hyderabad

**K. S. AIYAR & CO**  
CHARTERED ACCOUNTANTS

# 10, 1st Floor, 18th Cross,  
Near 6th Main, Malleswaram,  
Bengaluru - 560 055. India.  
Tel: 91-80-2334 7171 / 23367171 / 2331 1221  
www.KSAiyar.com  
Bangalore@KSAiyar.com

**Independent Auditor's Review Report on the Quarterly and Year to Date Unaudited Consolidated Financial Results of the Company Pursuant to the Regulation 33 of the SEBI (Listing Obligations and Disclosure Requirements) Regulations, 2015, as amended**

**Review Report to  
To The Board of Directors of Mro-Tek Realty Limited**

1. We have reviewed the accompanying Statement of Unaudited Consolidated Financial Results of Mro-Tek Realty Limited (the "Holding Company") and its subsidiary (the Holding Company and its subsidiary together referred to as "the Group"), for the quarter ended September 30, 2023 and year to date from April 01, 2023 to September 30, 2023 (the "Statement") attached herewith, being submitted by the Holding Company pursuant to the requirements of Regulation 33 of the SEBI (Listing Obligations and Disclosure Requirements) Regulations, 2015, as amended (the "Listing Regulations").
2. The Holding Company's Management is responsible for the preparation of the Statement in accordance with the recognition and measurement principles laid down in Indian Accounting Standard 34, (Ind AS 34) "Interim Financial Reporting" prescribed under Section 133 of the Companies Act, 2013 as amended, read with relevant rules issued thereunder and other accounting principles generally accepted in India and in compliance with Regulation 33 of the Listing Regulations. The Statement has been approved by the Holding Company's Board of Directors. Our responsibility is to express a conclusion on the Statement based on our review.
3. We conducted our review of the Statement in accordance with the Standard on Review Engagements (SRE) 2410, " Review of Interim Financial Information Performed by the Independent Auditor of the Entity" issued by the Institute of Chartered Accountants of India. This standard requires that we plan and perform the review to obtain moderate assurance as to whether the Statement is free of material misstatement. A review of interim financial information consists of making inquiries, primarily of persons responsible for financial and accounting matters, and applying analytical and other review procedures. A review is substantially less in scope than an audit conducted in accordance with Standards on Auditing and consequently does not enable us to obtain assurance that we would become aware of all significant matters that might be identified in an audit. Accordingly, we do not express an audit opinion.  
We also performed procedures in accordance with the SEBI Circular CIR/CFD/CMD1/44/2019 dated 29<sup>th</sup> March 2019 issued by the Securities and Exchange Board of India under Regulation 33(8) of the SEBI (Listing Obligations and Disclosure Requirements) Regulations, 2015 (as amended), to the extent applicable.
4. The Statement includes the results of the following entities:  
Holding Company  
Mro-Tek Realty Limited  
Subsidiary Company  
Mro-Tek Technologies Private Limited




Office also at  
Mumbai Chennai Kolkata  
Coimbatore and Hyderabad

5. Based on our review conducted and procedures performed as stated in paragraph 3 above and based on the consideration of the review reports of other auditors referred to in paragraph 6 below, nothing has come to our attention that causes us to believe that the accompanying Statement, prepared in accordance with recognition and measurement principles laid down in the aforesaid Indian Accounting Standards ('Ind AS') specified under Section 133 of the Companies Act, 2013, as amended, read with relevant rules issued thereunder and other accounting principles generally accepted in India, has not disclosed the information required to be disclosed in terms of the Listing Regulations, including the manner in which it is to be disclosed, or that it contains any material misstatement.
6. We did not review the financial results of the subsidiary Company Mro-Tek technologies Private Limited, whose unaudited interim financial information results includes total asset of Rs 40.91 lakhs as at September 30, 2023, total revenue of Rs. Nil and Rs Nil, net loss after tax of Rs 25.48 lakhs and Rs 25.66 lakhs and total comprehensive loss of Rs 25.48 lakhs and Rs 25.66 lakhs for the quarter ended September 30, 2023 and period ended on that date respectively, as considered in the Statement. These interim financial results have been reviewed by other auditors whose report has been furnished to us by the management and our conclusion on the statement, in so far as it relates to the amounts and disclosures included in respect of it, is solely based on the report of other auditors and procedures performed by us as stated in paragraph 3 above.

Our conclusion on the Statement in respect of matter stated in para 6 is not modified with respect to our reliance on the work done and the report of the other auditor.

Place: Bengaluru  
Date: November 09, 2023

For K. S. AIYAR & Co.  
Chartered Accountants  
FRN: 100186W



Deepak Kamath  
Partner  
M.No.218292  
UDIN: 23218292BGTNTK2364



STATEMENT OF UNAUDITED STANDALONE RESULTS FOR THE QUARTER AND SIX MONTHS ENDED 30TH SEPTEMBER, 2023

(Rs. In Lakhs)

Particulars	Quarter Ended			Six Months Ended		Year Ended 31-Mar-23 (Audited)
	30-Sep-23 (Unaudited)	30-Jun-23 (Unaudited)	30-Sep-22 (Unaudited)	30-Sep-23 (Unaudited)	30-Sep-22 (Unaudited)	
<b>1 Income</b>						
(a) Revenue from Operations	724.63	626.67	719.32	1,351.30	1,625.30	3,334.81
(b) Other Income	56.48	33.78	97.34	86.32	56.31	138.20
<b>Total Income</b>	<b>781.11</b>	<b>660.45</b>	<b>816.66</b>	<b>1,437.62</b>	<b>1,681.61</b>	<b>3,473.01</b>
<b>2 Expenses</b>						
(a) Cost of materials consumed	348.68	178.45	154.01	527.13	424.95	1,206.16
(b) Purchases of Stock-in-Trade	69.09	52.44	153.14	121.53	191.61	105.98
(c) Changes in inventories of finished Goods, work-in-progress and stock-in-trade	(108.35)	13.46	24.21	(94.89)	254.85	353.51
(d) Employee benefit expenses	137.97	148.97	116.85	286.94	246.61	484.95
(e) Finance Cost	182.66	195.34	170.29	378.00	323.55	705.45
(f) Depreciation and amortization expenses	58.58	59.66	71.20	118.24	143.90	260.22
(g) Other expenses	302.84	150.91	354.96	449.81	480.03	852.01
<b>Total Expenses</b>	<b>991.47</b>	<b>799.23</b>	<b>1,044.66</b>	<b>1,786.76</b>	<b>2,065.50</b>	<b>3,968.28</b>
<b>3 Profit/(Loss) before Exceptional Items and tax (1-2)</b>	<b>(210.36)</b>	<b>(138.78)</b>	<b>(228.00)</b>	<b>(349.14)</b>	<b>(383.89)</b>	<b>(495.27)</b>
<b>4 Exceptional Items</b>						
<b>5 Profit/(Loss) before tax from Continuing operations (3-4)</b>	<b>(210.36)</b>	<b>(138.78)</b>	<b>(228.00)</b>	<b>(349.14)</b>	<b>(383.89)</b>	<b>(495.27)</b>
<b>6 Profit/(Loss) from Discontinued Operations</b>						
<b>7 Profit/(Loss) for the period before Tax (5+6)</b>	<b>(210.36)</b>	<b>(138.78)</b>	<b>(228.00)</b>	<b>(349.14)</b>	<b>(383.89)</b>	<b>(495.27)</b>
<b>8 Tax expense</b>						
(i) Current Tax	-	-	-	-	-	5.50
(ii) Deferred Tax	56.16	(15.86)	(56.22)	40.30	(84.06)	(125.84)
(iii) Reversal of MAT Credit Entitlement	-	-	-	-	-	-
<b>Total Tax Expenses</b>	<b>56.16</b>	<b>(15.86)</b>	<b>(56.22)</b>	<b>40.30</b>	<b>(84.06)</b>	<b>(120.34)</b>
<b>9 Net Profit/(Loss) for the period (7-8)</b>	<b>(266.52)</b>	<b>(122.92)</b>	<b>(171.78)</b>	<b>(389.44)</b>	<b>(299.83)</b>	<b>(374.93)</b>
<b>10 Other Comprehensive Income (net of tax)</b>						
<b>Items that will not be reclassified to Statement of Profit and Loss</b>						
<b>11 Total Comprehensive Income (9+10)</b>	<b>(268.63)</b>	<b>(125.29)</b>	<b>(172.03)</b>	<b>(393.92)</b>	<b>(296.60)</b>	<b>(371.60)</b>
<b>12 Paid-up equity share capital (Face Value Rs. 5 each, fully paid-up)</b>	<b>934.23</b>	<b>934.23</b>	<b>934.23</b>	<b>934.23</b>	<b>934.23</b>	<b>934.23</b>
<b>13 Other Equity</b>	<b>5,258.19</b>	<b>5,526.81</b>	<b>5,727.10</b>	<b>5,258.19</b>	<b>5,727.10</b>	<b>5,652.11</b>
(i) Earnings Per Equity Share (for Continuing operations)						
(a) Basic	Rs. (1.43)	Rs. (0.66)	Rs. (0.92)	Rs. (2.08)	Rs. (1.60)	Rs. (2.01)
(b) Diluted	Rs. (1.43)	Rs. (0.66)	Rs. (0.92)	Rs. (2.08)	Rs. (1.60)	Rs. (2.01)
(ii) Earnings Per Equity Share (for Discontinued operations)						
(a) Basic	Rs. -	Rs. -	Rs. -	Rs. -	Rs. -	Rs. -
(b) Diluted	Rs. -	Rs. -	Rs. -	Rs. -	Rs. -	Rs. -
(iii) Earnings Per Equity Share (for Continuing and Discontinued operations)						
(a) Basic	Rs. (1.43)	Rs. (0.66)	Rs. (0.92)	Rs. (2.08)	Rs. (1.60)	Rs. (2.01)
(b) Diluted	Rs. (1.43)	Rs. (0.66)	Rs. (0.92)	Rs. (2.08)	Rs. (1.60)	Rs. (2.01)

See accompanying note to the Financial results

Kumar



**Notes:**

- 1 The above Unaudited Standalone financial results for the quarter and six months ended 30th September, 2023 as recommended by the Audit Committee were approved by the Board of Directors at its meeting held on 09th November 2023.
- 2 For the purpose of Segment Reporting, "Products", EMS (Electronic Contract Manufacturing Services), Solutions and "Real Estate Development", constitute primary business segments.
- 3 The Company has recognised Deferred Tax Asset & Closing Balance as on 30th September 2023 was Rs. 717.82 Lakhs (For Previous Year - Deferred Tax Asset of Rs 756.61 lakhs) as stipulated under IND Accounting Standard 12, on "Income Taxes", prescribed under the Act.
- 4 The code on Social Security, 2020 ("The Code") has been notified in the Official Gazette on September 29, 2020. The effective date from which the changes are applicable is yet to be notified and the rules are yet to be framed. Impact if any, of the changes will be assessed and accounted in the period in which the said Code becomes effective and the rules framed there under are published.
- 5 The management has identified the buyer to dispose off few plant & machineries, utility machines after completion of statutory compliances which are in excess of required capacity to mitigate the maintenance cost and other related expenses and received the advance towards sale. These assets are re classified as "Asset held for sale" and recognised the estimated impairment loss of Rs 146.97 lakhs during the quarter ending September 30th 2022.
- 6 Figures for the previous period have been regrouped, wherever necessary.

*Arunima*



Standalone Segment wise Revenue, Results, Assets and Liabilities

(Rs. In Lakhs)

Particulars	Quarter Ended				Six Months Ended		Year Ended 31-Mar-23 Audited
	30-Sep-23 (Unaudited)	30-Jun-23 (Unaudited)	30-Sep-22 (Unaudited)	30-Sep-23 (Unaudited)	30-Sep-22 (Unaudited)	31-Mar-23 Audited	
<b>1 Segment Revenue (Net Sale)</b>							
(a) Product	312.41	190.10	334.86	502.51	669.95	1,347.39	
(b) Real Estate	147.13	180.15	119.25	327.28	236.47	534.20	
(c) EMS (Electronic Contract Manufacturing Services)	1.57	-	40.82	1.57	210.56	242.11	
(d) Solutions	263.52	256.42	224.39	519.94	508.32	1,211.11	
Total	<b>724.63</b>	<b>626.67</b>	<b>719.32</b>	<b>1,351.30</b>	<b>1,625.30</b>	<b>3,334.81</b>	
Less :- Inter segment revenue							
Net Sales From Operations	<b>724.63</b>	<b>626.67</b>	<b>719.32</b>	<b>1,351.30</b>	<b>1,625.30</b>	<b>3,334.81</b>	
<b>2 Segment Results - Profit / (loss) before tax and interest</b>							
(a) Product	132.79	78.25	70.30	211.04	121.20	482.87	
(b) Real Estate	53.54	167.87	(22.38)	221.41	45.62	327.44	
(c) EMS (Electronic Contract Manufacturing Services)	(9.36)	(1.70)	(7.69)	(11.06)	9.67	66.20	
(d) Solutions	141.60	173.93	172.13	315.53	161.35	563.80	
Total	<b>318.57</b>	<b>418.35</b>	<b>212.36</b>	<b>736.92</b>	<b>337.84</b>	<b>1,440.31</b>	
Less:-							
i) Interest	190.29	201.91	170.29	392.20	323.55	705.45	
ii) Other Un-allocable Expenditure net of	380.17	389.00	297.52	769.17	451.43	1,355.48	
iii) Un-allocable Income	(41.53)	(33.78)	(27.45)	(75.31)	(53.25)	(125.35)	
Total Profit/(loss) before tax	<b>(210.36)</b>	<b>(138.78)</b>	<b>(228.00)</b>	<b>(349.14)</b>	<b>(383.89)</b>	<b>(495.27)</b>	
<b>3 Segment Assets</b>							
(a) Product	1,353.95	1,211.79	315.00	1,353.95	315.00	768.88	
(b) Real Estate	9,946.89	9,944.15	10,343.40	9,946.89	10,343.40	9,620.31	
(c) EMS (Electronic Contract Manufacturing Services)	520.87	624.30	1,152.59	520.87	1,152.59	439.25	
(d) Solutions	1,677.16	956.63	286.16	1,677.16	286.16	792.54	
(e) Un-allocable assets	2,871.05	3,651.62	3,952.48	2,871.05	3,952.48	4,835.39	
Total Assets	<b>16,369.92</b>	<b>16,388.49</b>	<b>16,049.63</b>	<b>16,369.92</b>	<b>16,049.63</b>	<b>16,456.37</b>	
<b>4 Segment Liabilities</b>							
(a) Product	180.49	163.86	44.08	180.49	44.08	107.94	
(b) Real Estate	1,615.67	1,772.11	788.00	1,615.67	788.00	1,430.68	
(c) EMS (Electronic Contract Manufacturing Services)	142.72	90.38	49.27	142.72	49.27	26.91	
(d) Solutions	315.90	397.23	108.57	315.90	108.57	416.64	
(e) Un-allocable Liabilities	7,922.72	7,503.87	8,398.38	7,922.72	8,398.38	7,887.86	
Total Liabilities	<b>10,177.50</b>	<b>9,927.45</b>	<b>9,388.30</b>	<b>10,177.50</b>	<b>9,388.30</b>	<b>9,870.03</b>	

Place : Bengaluru  
Date: 09-11-23

For MRO-TEK Realty Limited  
Anubhava Mehta  
Chairman and Managing Director



**MRO-TEK REALTY LIMITED**  
(formerly known as MRO-TEK Limited)  
Regd Office: No.6, 'Maruthi Complex', New BEL Road, Chikkamaranahalli, Bengaluru-560 054  
Phone No. 080-42499000 : Website - "www.mro-tek.com"  
CIN NO.L28112KA1984PLC005873

**STANDALONE BALANCE SHEET AS AT 30TH SEPTEMBER, 2023**

(Rs. In Lakhs)

Statement of Assets and Liabilities	(Rs. In Lakhs)	
Particulars	30-Sep-2023 (Unaudited)	31-Mar-2023 (Audited)
<b>ASSETS</b>		
<b>Non-current assets</b>		
(a) Property, Plant and Equipment	468.96	495.01
(b) Investment Property	11,162.19	11,252.57
(c) Intangible Assets	1.08	1.37
(d) Financial Assets		
(i) Financial assets - Investments	20.00	1.00
(ii) Trade receivables		
(a) Billed	50.71	50.71
(b) Un Billed	620.56	706.13
(iii) Others	335.37	375.95
(e) Deferred tax assets (net)	717.82	756.61
(f) Other non-current assets	442.50	405.85
<b>Total Non - Current Assets</b>	<b>13,819.19</b>	<b>14,045.20</b>
<b>Current assets</b>		
(a) Inventories	532.00	520.56
(b) Financial Assets		
(i) Trade receivables		
(a) Billed	391.23	640.61
(b) Un Billed	941.82	864.18
(ii) Cash and cash equivalents	7.30	15.81
(iii) Bank Balances other Than (ii) Above	14.86	5.22
(iv) Others	22.28	20.09
(c) Current Tax Assets (Net)	125.26	119.54
(d) Other current assets	515.98	225.16
<b>Total Current Assets</b>	<b>2,550.73</b>	<b>2,411.17</b>
<b>Total Assets</b>	<b>16,369.92</b>	<b>16,456.37</b>
<b>EQUITY AND LIABILITIES</b>		
<b>Equity</b>		
(a) Equity Share capital	934.23	934.23
(b) Other Equity	5,258.19	5,652.11
<b>Total equity</b>	<b>6,192.42</b>	<b>6,586.34</b>
<b>LIABILITIES</b>		
<b>Non-current liabilities</b>		
(a) Borrowings	7,361.37	7,550.36
(b) Provisions	17.71	15.66
(c) Other Non Current Liabilities	1,265.75	1,271.70
<b>Total Non-current liabilities</b>	<b>8,644.83</b>	<b>8,837.72</b>
<b>Current liabilities</b>		
(a) Financial Liabilities		
(i) Borrowings	873.65	483.84
(ii) Trade payables		
- Total outstanding dues of micro enterprises and small enterprises	5.67	0.73
- Total outstanding dues of creditors other than micro enterprises and small enterprises	169.39	141.71
(iii) Other Financial Liabilities	327.50	223.91
(b) Other current liabilities	116.22	150.87
(c) Provisions	40.24	31.25
(d) Current tax liabilities(net)	-	-
<b>Total Current liabilities</b>	<b>1,532.67</b>	<b>1,032.31</b>
<b>Total Equity and Liabilities</b>	<b>16,369.92</b>	<b>16,456.37</b>

For MRO-TEK Realty Limited

  
Anrudha Mehta  
Chairman and Managing Director

Place : Bengaluru  
Date: 09-11-23





**MRO-TEK REALTY LIMITED**  
(formerly known as MRO-TEK Limited)  
Regd Office: No.6, 'Maruthi Complex', New BEL Road, Chikkamaranahalli, Bengaluru-560 054 Phone No. 080-42499000  
Website - "www.mro-tek.com"  
CIN NO.L28112KA1984PLC005873


**STANDALONE CASH FLOW STATEMENT FOR THE SIX MONTHS ENDED 30TH SEPTEMBER, 2023**

(Rs in Lakhs)

Particulars	Six Months ended September 30, 2023 (Unaudited)	Six Months ended September 30, 2022 (Unaudited)
<b>Cash flows from operating activities</b>		
Profit before tax from continuing operations for the year	(349.15)	(383.89)
Profit before tax from discontinuing operations for the year	-	-
Adjustments for:		
Finance costs recognised in profit or loss	378.00	323.55
Interest income recognised in profit or loss	(74.47)	(52.99)
Net (gain)/loss on disposal of assets	(0.06)	(0.07)
Depreciation and amortisation expense	118.24	143.90
Impairment of asset held for sale	-	146.97
Provision for Doubtful Trade Receivables	-	5.25
Provision for Doubtful Trade Receivables written back	(10.95)	-
Bad debts written off	13.68	-
Net foreign exchange (gain)/loss	5.01	-
	<b>80.30</b>	<b>182.72</b>
(Increase)/decrease in trade and other receivables	254.59	(116.91)
(Increase)/decrease in inventories	(11.44)	256.49
(Increase)/decrease in other assets	(242.89)	(315.48)
Increase/(Decrease) in trade and other payables	131.20	(46.63)
Increase/(Decrease) in provisions	11.04	(6.44)
increase/(Decrease) in other liabilities	(40.59)	446.98
<b>Cash generated from operations</b>	<b>182.21</b>	<b>400.73</b>
Income taxes paid	(5.71)	(406.34)
<b>Net cash generated by operating activities</b>	<b>176.50</b>	<b>(5.61)</b>
<b>Cash flows from investing activities</b>		
Purchase of Property Plant and Equipment (including Adjustments on Account of Capital Work-in-progress, Capital Creditors and Capital Advances)	(51.52)	(1.19)
Investment in Investment property ( Net of under development and Capital Creditors)	-	(16.96)
Investments in Equity Instruments	(19.00)	-
Sale Proceeds from Property Plant and Equipment	0.06	363.31
Interest received	72.28	52.99
(Investment in bank deposits) / Redemption/maturity of term deposits having original maturity of more than 3 months	(9.64)	(58.97)
<b>Net cash (used in)/generated by investing activities</b>	<b>(7.82)</b>	<b>339.18</b>
<b>Cash flows from financing activities</b>		
Proceeds from borrowings net of repayments	-	(9.93)
Repayment of borrowings	200.81	-
Interest paid	(378.00)	(323.55)
<b>Net cash used in financing activities</b>	<b>(177.19)</b>	<b>(333.48)</b>
<b>Net increase in cash and cash equivalents</b>	<b>(8.51)</b>	<b>0.09</b>
<b>Opening Cash and cash equivalents</b>	<b>15.81</b>	<b>0.60</b>
Effects of exchange rate changes on the balance of cash held in foreign currencies	-	-
<b>Closing Cash and cash equivalents</b>	<b>7.30</b>	<b>0.69</b>

Note : The above Consolidated Cash Flow Statement is prepared under the "Indirect Method" as set out in the Indian Accounting Standards (Ind AS-7) - Statement of Cash Flows

Place : Bengaluru  
Date: 09-11-23

For MRO-TEK Realty Limited  
  
Aniruddha Mehta  
Chairman and Managing Director



**MRO-TEK REALTY LIMITED**  
(formerly known as MRO-TEK Limited)  
Regd Office: No.6, 'Maruthi Complex', New BEL Road, Chikkamaranahalli, Bengaluru-560 054 Phone No. 080-42499000  
Website - "www.mro-tek.com"  
CIN NO.L28112KA1984PLC005873

**STATEMENT OF UNAUDITED CONSOLIDATED RESULTS FOR THE QUARTER AND SIX MONTHS ENDED 30TH SEPTEMBER, 2023**

(Rs. In Lakhs)

Particulars	Quarter Ended				Six Months Ended		Year Ended 31-Mar-23 (Audited)
	30-Sep-23 (Unaudited)	30-Jun-23 (Unaudited)	30-Sep-22 (Unaudited)	30-Sep-22 (Unaudited)	30-Sep-23 (Unaudited)	30-Sep-22 (Unaudited)	
<b>1 Income</b>							
(a) Revenue from Operations	724.63	626.63	719.32	1,351.26	1,625.30	3,334.78	
(b) Other Income	56.47	33.78	97.34	86.32	56.31	138.20	
<b>Total Income</b>	<b>781.10</b>	<b>660.41</b>	<b>816.66</b>	<b>1,437.58</b>	<b>1,681.61</b>	<b>3,472.98</b>	
<b>2 Expenses</b>							
(a) Cost of materials consumed	348.68	178.45	154.01	527.13	424.95	1,206.16	
(b) Purchases of Stock-in-Trade	69.09	52.44	153.14	121.53	191.61	105.98	
(c) Changes in inventories of finished Goods, work-in-progress and stock-in-trade	(108.35)	13.46	24.21	(94.89)	254.85	353.51	
(d) Employee benefit expenses	137.97	148.97	116.85	286.94	246.61	484.95	
(e) Finance Cost	182.68	195.34	170.29	378.02	323.55	705.45	
(f) Depreciation and amortization expenses	58.58	59.66	71.20	118.24	143.90	260.22	
(g) Other expenses	328.30	151.05	354.96	475.42	480.03	853.01	
<b>Total Expenses</b>	<b>1,016.95</b>	<b>799.37</b>	<b>1,044.66</b>	<b>1,812.39</b>	<b>2,065.50</b>	<b>3,969.28</b>	
<b>3 Profit/(Loss) before Exceptional Items and tax (1-2)</b>	<b>(235.85)</b>	<b>(138.96)</b>	<b>(228.00)</b>	<b>(374.81)</b>	<b>(383.89)</b>	<b>(496.30)</b>	
<b>4 Exceptional Items</b>	-	-	-	-	-	-	
<b>5 Profit/(Loss) before tax from Continuing operations (3-4)</b>	<b>(235.85)</b>	<b>(138.96)</b>	<b>(228.00)</b>	<b>(374.81)</b>	<b>(383.89)</b>	<b>(496.30)</b>	
<b>6 Profit/(Loss) from Discontinued Operations</b>	-	-	-	-	-	-	
<b>7 Profit/(Loss) for the period before Tax (5+6)</b>	<b>(235.85)</b>	<b>(138.96)</b>	<b>(228.00)</b>	<b>(374.81)</b>	<b>(383.89)</b>	<b>(496.30)</b>	
<b>8 Tax expense</b>							
(i) Current Tax	-	-	-	-	-	5.50	
(ii) Deferred Tax	56.16	(15.86)	(56.22)	40.30	(84.06)	(125.84)	
(iii) Reversal of MAT Credit Entitlement	-	-	-	-	-	-	
<b>Total Tax Expenses</b>	<b>56.16</b>	<b>(15.86)</b>	<b>(56.22)</b>	<b>40.30</b>	<b>(84.06)</b>	<b>(120.34)</b>	
<b>9 Net Profit/(Loss) for the period (7-8)</b>	<b>(292.01)</b>	<b>(123.10)</b>	<b>(171.78)</b>	<b>(415.11)</b>	<b>(299.83)</b>	<b>(375.96)</b>	
<b>10 Other Comprehensive Income (net of tax)</b>							
Items that will not be reclassified to Statement of Profit and Loss	(2.11)	(2.37)	(0.25)	(4.48)	3.23	3.33	
<b>11 Total Comprehensive Income (9+10)</b>	<b>(294.12)</b>	<b>(125.47)</b>	<b>(172.03)</b>	<b>(419.59)</b>	<b>(296.60)</b>	<b>(372.63)</b>	
<b>12 Paid-up equity share capital (Face Value Rs. 5 each, fully paid-up)</b>	<b>934.23</b>	<b>934.23</b>	<b>934.23</b>	<b>934.23</b>	<b>934.23</b>	<b>934.23</b>	
<b>13 Other Equity</b>	<b>5,231.49</b>	<b>5,525.60</b>	<b>5,727.10</b>	<b>5,231.49</b>	<b>5,727.10</b>	<b>5,651.08</b>	
(i) Earnings Per Equity Share (for Continuing operations)							
(a) Basic	Rs. (1.56)	Rs. (0.66)	Rs. (0.92)	Rs. (2.22)	Rs. (1.60)	Rs. (2.01)	
(b) Diluted	Rs. (1.56)	Rs. (0.66)	Rs. (0.92)	Rs. (2.22)	Rs. (1.60)	Rs. (2.01)	

Kumar



(ii)	Earnings Per Equity Share (for Discontinued operations)	Rs.		Rs.		Rs.		Rs.	
		(a) Basic	(b) Diluted	(a) Basic	(b) Diluted	(a) Basic	(b) Diluted	(a) Basic	(b) Diluted
(iii)	Earnings Per Equity Share (for Continuing and Discontinued operations)	-	-	-	-	-	-	-	-
	(a) Basic	(1.56)	(0.66)	(0.92)	(2.22)	(1.60)	(2.01)	(1.60)	(2.01)
	(b) Diluted	(1.56)	(0.66)	(0.92)	(2.22)	(1.60)	(2.01)	(1.60)	(2.01)

See accompanying note to the Financial results

Notes:

- The above Unaudited Consolidated financial results for the quarter and six months ended 30th September, 2023 as recommended by the Audit Committee were approved by the Board of Directors at its meeting held on 9th November 2023.
- For the purpose of Segment Reporting, 'Products', EMS (Electronic Contract Manufacturing Services), Solutions and 'Real Estate Development', constitute primary business segments.
- The Company has recognised Deferred Tax Asset & Closing Balance as on 30th September 2023 was Rs. 717.82 Lakhs (For Previous Year : Deferred Tax Asset of Rs 756.61 lakhs) as stipulated under IND Accounting Standard 12, on "Income Taxes", prescribed under the Act.
- The code on Social Security, 2020 ('The Code') has been notified in the Official Gazette on September 29, 2020. The effective date from which the changes are applicable is yet to be notified and the rules are yet to be framed. Impact if any, of the changes will be assessed and accounted in the period in which the said Code becomes effective and the rules framed there under are published.
- The management has identified the buyer to dispose off few plant & machineries, utility machines after completion of statutory compliances which are in excess of required capacity to mitigate the maintenance cost and other related expenses and received the advance towards sale. These assets are re classified as "Asset held for sale" and recognised the estimated impairment loss of Rs 146.97 lakhs during the quarter ending September 30th 2022.
- Figures for the previous period have been regrouped, wherever necessary.

**Consolidated Segment wise Revenue, Results, Assets and Liabilities**

(Rs. In Lakhs)

Particulars	Quarter Ended			Six Months Ended			Year Ended	
	30-Sep-23 (Unaudited)	30-Jun-23 (Unaudited)	30-Sep-22 (Unaudited)	30-Sep-23 (Unaudited)	30-Sep-22 (Unaudited)	31-Mar-23 (Audited)		
<b>1 Segment Revenue (Net Sale)</b>								
(a) Product	312.41	190.10	334.86	502.51	669.95	1,347.39		
(b) Real Estate	147.13	180.11	119.25	327.24	236.47	534.17		
(c) EMS (Electronic Contract Manufacturing Services)	1.57	-	40.82	1.57	210.56	242.11		
(d) Solutions	263.52	256.42	224.39	519.94	508.32	1,211.11		
Total	<b>724.63</b>	<b>626.63</b>	<b>719.32</b>	<b>1,351.26</b>	<b>1,625.30</b>	<b>3,334.78</b>		
Less :- Inter segment revenue								
Net Sales From Operations	<b>724.63</b>	<b>626.63</b>	<b>719.32</b>	<b>1,351.26</b>	<b>1,625.30</b>	<b>3,334.78</b>		
<b>2 Segment Results - Profit / (loss) before tax and interest</b>								
(a) Product	132.79	78.25	70.30	211.04	121.20	482.87		
(b) Real Estate	53.58	167.83	(22.38)	221.41	45.62	327.44		
(c) EMS (Electronic Contract Manufacturing Services)	(9.36)	(1.70)	(7.69)	(11.06)	9.67	66.20		
(d) Solutions	118.42	173.93	172.13	292.35	161.35	563.80		
Total	<b>295.43</b>	<b>418.31</b>	<b>212.36</b>	<b>713.74</b>	<b>337.84</b>	<b>1,440.31</b>		

*Kumar*



Less:-									
i)	Interest	190.29	201.91	170.29	392.20	323.55	705.45		
ii)	Other Un-allocable Expenditure net off	382.51	389.14	297.52	771.66	451.43	1,356.51		
iii)	Un-allocable Income	(41.52)	(33.78)	(27.45)	(75.31)	(53.25)	(125.35)		
	Total Profit/(loss) before tax	<b>(235.85)</b>	<b>(138.96)</b>	<b>(228.00)</b>	<b>(374.81)</b>	<b>(383.89)</b>	<b>(496.30)</b>		
<b>3 Segment Assets</b>									
(a)	Product	1,353.95	1,211.79	315.00	1,353.95	315.00	768.88		
(b)	Real Estate	9,946.89	9,944.15	10,343.40	9,946.89	10,343.40	9,620.31		
(c)	EMS (Electronic Contract Manufacturing Services)	520.87	624.30	1,152.59	520.87	1,152.59	439.25		
(d)	Solutions	1,651.07	956.31	286.16	1,651.07	286.16	792.54		
(e)	Un-allocable assets	2,871.04	3,651.62	3,952.47	2,871.04	3,952.47	4,835.23		
	<b>Total Assets</b>	<b>16,343.82</b>	<b>16,388.17</b>	<b>16,049.62</b>	<b>16,343.82</b>	<b>16,049.62</b>	<b>16,456.21</b>		
<b>4 Segment Liabilities</b>									
(a)	Product	180.49	163.86	44.08	180.49	44.08	107.94		
(b)	Real Estate	1,615.67	1,772.11	788.00	1,615.67	788.00	1,430.68		
(c)	EMS (Electronic Contract Manufacturing Services)	142.72	90.38	49.27	142.72	49.27	26.91		
(d)	Solutions	316.50	397.20	108.57	316.50	108.57	416.64		
(e)	Un-allocable Liabilities	7,922.72	7,504.79	8,398.36	7,922.72	8,398.36	7,888.73		
	<b>Total Liabilities</b>	<b>10,178.10</b>	<b>9,928.34</b>	<b>9,388.28</b>	<b>10,178.10</b>	<b>9,388.28</b>	<b>9,870.90</b>		

For MRO-TEK Realty Limited

Place : Bengaluru  
Date : 09-11 -23

Aniruddha Mehta  
Chairman and Managing Director




**MRO-TEK REALTY LIMITED**  
(formerly known as MRO-TEK Limited)  
Regd Office: No.6, 'Maruthi Complex', New BEL Road, Chikkamahanahalli, Bengaluru-560 054  
Phone No. 080-42499000 : Website - "www.mro-tek.com"  
CIN NO.L28112KA1984PLC005873

**CONSOLIDATED BALANCE SHEET AS AT 30TH SEPTEMBER, 2023**

(Rs. In Lakhs)

Statement of Assets and Liabilities		
Particulars	30-Sep-2023 (Unaudited)	31-Mar-2023 (Audited)
<b>ASSETS</b>		
<b>Non-current assets</b>		
(a) Property, Plant and Equipment	468.96	495.01
(b) Investment Property	11,162.19	11,252.57
(c) Capital WIP	25.74	-
(d) Intangible Assets	1.08	1.37
(e) Financial Assets		
(i) Trade receivables		
(a) Billed	50.71	50.71
(b) Un Billed	620.56	706.13
(ii) Others	335.37	375.95
(f) Deferred tax assets (net)	717.82	756.61
(r) Other non-current assets	442.50	405.85
<b>Total Non - Current Assets</b>	<b>13,824.93</b>	<b>14,044.20</b>
<b>Current assets</b>		
(a) Inventories	536.87	520.56
(b) Financial Assets		
(i) Trade receivables		
(a) Billed	391.22	640.48
(b) Un Billed	941.82	864.15
(ii) Cash and cash equivalents	9.96	16.81
(iii) Bank Balances other Than (ii) Above	14.86	5.22
(iv) Others	22.28	20.09
(c) Current Tax Assets (Net)	125.25	119.54
(d) Other current assets	476.63	225.16
<b>Total Current Assets</b>	<b>2,518.89</b>	<b>2,412.01</b>
<b>Total Assets</b>	<b>16,343.82</b>	<b>16,456.21</b>
<b>EQUITY AND LIABILITIES</b>		
<b>Equity</b>		
(a) Equity Share capital	934.23	934.23
(b) Other Equity	5,231.49	5,651.08
<b>Total equity</b>	<b>6,165.72</b>	<b>6,585.31</b>
<b>LIABILITIES</b>		
<b>Non-current liabilities</b>		
(a) Borrowings	7,361.37	7,550.36
(b) Provisions	17.71	15.66
(c) Other Non Current Liabilities	1,265.75	1,271.70
<b>Total Non-current liabilities</b>	<b>8,644.83</b>	<b>8,837.72</b>
<b>Current liabilities</b>		
(a) Financial Liabilities		
(i) Borrowings	873.65	483.84
(ii) Trade payables		
- Total outstanding dues of micro enterprises and small enterprises	5.67	0.73
- Total outstanding dues of creditors other than micro enterprises and small enterprises	169.39	142.14
(iii) Other Financial Liabilities	328.10	224.27
(b) Other current liabilities	116.22	150.95
(c) Provisions	40.24	31.25
<b>Total Current liabilities</b>	<b>1,533.27</b>	<b>1,033.18</b>
<b>Total Equity and Liabilities</b>	<b>16,343.82</b>	<b>16,456.21</b>

Place : Bengaluru  
Date: 09-11-23

For MRO-TEK Realty Limited  
  
Anuruddha Mehta  
Chairman and Managing Director



**MRO-TEK REALTY LIMITED**  
(formerly known as MRO-TEK Limited)  
Regd Office: No.6, 'Maruthi Complex', New BEL Road, Chikkamaranahalli, Bengaluru-560 054 Phone No. 080-42499000  
Website - "www.mro-tek.com"  
CIN NO.L28112KA1984PLC005873

**CONSOLIDATED CASH FLOW STATEMENT FOR THE SIX MONTHS ENDED 30TH SEPTEMBER, 2023**

(Rs in Lakhs)

Particulars	Six Months ended September 30, 2023 (Unaudited)	Six Months ended September 30, 2022 (Unaudited)
<b>Cash flows from operating activities</b>		
Profit before tax from continuing operations for the year	(374.81)	(383.89)
Profit before tax from discontinuing operations for the year	-	-
Adjustments for:		
Finance costs recognised in profit or loss	378.02	323.55
Interest income recognised in profit or loss	(74.47)	(52.99)
Net (gain)/loss on disposal of assets	(0.06)	(0.07)
Depreciation and amortisation expense	118.24	143.90
Impairment of asset held for sale	-	146.97
Provision for Doubtful Trade Receivables	-	5.25
Provision for Doubtful Trade Receivables written back	(10.95)	-
Bad debts written off	13.68	-
Net foreign exchange (gain)/loss	5.01	-
	<b>54.66</b>	<b>182.72</b>
(Increase)/decrease in trade and other receivables	254.43	(116.91)
(Increase)/decrease in inventories	(42.05)	256.49
(Increase)/decrease in other assets	(203.54)	(315.48)
Increase/(Decrease) in trade and other payables	131.00	(46.63)
Increase/(Decrease) in provisions	11.04	(6.44)
increase/(Decrease) in other liabilities	(40.67)	446.98
<b>Cash generated from operations</b>	<b>164.87</b>	<b>400.73</b>
Income taxes paid	(5.71)	(406.34)
<b>Net cash generated by operating activities</b>	<b>159.16</b>	<b>(5.61)</b>
<b>Cash flows from investing activities</b>		
Purchase of Property Plant and Equipment (including Adjustments on Account of Capital Work-in-progress, Capital Creditors and Capital Advances)	(51.52)	(1.19)
Investment in Investment property ( Net of under development and Capital Creditors)	-	(16.96)
Investments in Equity Instruments	-	-
Sale Proceeds from Property Plant and Equipment	0.06	363.31
Interest received	72.28	52.99
(Investment in bank deposits) / Redemption/maturity of term deposits having original maturity of more than 3 months	(9.64)	(58.97)
<b>Net cash (used in)/generated by investing activities</b>	<b>11.18</b>	<b>339.18</b>
<b>Cash flows from financing activities</b>		
Proceeds from borrowings net of repayments	-	(9.93)
Repayment of borrowings	200.81	-
Interest paid	(378.02)	(323.55)
<b>Net cash used in financing activities</b>	<b>(177.21)</b>	<b>(333.48)</b>
<b>Net increase in cash and cash equivalents</b>	<b>(6.85)</b>	<b>0.09</b>
<b>Opening Cash and cash equivalents</b>	<b>16.81</b>	<b>0.60</b>
Effects of exchange rate changes on the balance of cash held in foreign currencies	-	-
<b>Closing Cash and cash equivalents</b>	<b>9.96</b>	<b>0.69</b>

Note : The above Consolidated Cash Flow Statement is prepared under the "Indirect Method" as set out in the Indian Accounting Standards (Ind AS-7) - Statement of Cash Flows

Place : Bengaluru  
Date: 09-11-23

For MRO-TEK Realty Limited  
  
Aniruddha Mehta  
Chairman and Managing Director

