

KET/SEC/SE/2023-24/10

May 10, 2023

BSE Limited
Floor 25, Phiroze Jeejeebhoy Tower,
Dalal Street,
Mumbai – 400 001
Scrip Code: 524109

National Stock Exchange India Ltd.
Exchange Plaza, C-1, Block-G,
Bandra Kurla Complex, Bandra (East),
Mumbai-400051
Stock Code: KABRAEXTRU

Sub: Outcome of Board Meeting of the Company held on May 10, 2023

Dear Sirs,

In continuation of our letter dated May 03, 2023 and in terms of the provisions of Regulation 30 and Regulation 33 of SEBI (Listing Obligation & Disclosure Requirements) Regulations, 2015, we wish to inform that the Board of Director of the company at its meeting held today, inter alia has:

1. Considered and approved Audited Financial Results (Standalone & Consolidated) for the Quarter ended and Financial year ended March 31, 2023, a copy whereof along with Auditors Report, declaration confirming that the Audit Reports are with an unmodified opinion The said financial results are being uploaded on the website of the company www.kolsite.com and will published in newspapers as per the requirements of SEBI Listing Regulation.
2. The Annual General Meeting of the Company will be held on Friday, 21st July 2023.
3. Recommended a Dividend of Rs. 3.50 per Equity shares @ 70% for the financial year ended March 31, 2023., subject to approval by shareholders of the Company and the Company has fixed Friday, the July 14, 2023 as the "Record Date" for the purpose of determining the Members eligible to receive dividend for the financial year 2022-23. The dividend, if declared at the AGM, will be paid within a week from the conclusion of the AGM.
4. Approved the appointment of Mr. Shreevallabh G. Kabra as Executive Chairman under the category of Whole Time Director of the company w.e.f. 1st April, 2023.; The information thereof pursuant to SEBI Circular no. CIR/CFD/CMD/4/2015 is annexed herewith as "ANNEXURE-1."
5. Approved the appointment of Mr. Anand S. Kabra as Managing Director of the company for further period of 5 years w.e.f. 1st August 2023.; The information thereof pursuant to SEBI Circular no. CIR/CFD/CMD/4/2015 is annexed herewith as "ANNEXURE-1"

www.kolsite.com

A Kolsite Group Company

Kabra Extrusiontechnik Ltd.

Fortune Terraces, B wing, 10th Floor, Link Road, Opp. Citi Mall,

Andheri (West), Mumbai - 400 053. Maharashtra, India.

Phone : +91-22-26734822/23/24/25 • Fax : +91-22-2673 5041 • Email : sales@kolsitegroup.com

CIN - L28900MH1982PLC028535



The meeting of Board of Directors commenced at 02:00 p.m. and concluded at 6:30 p.m.

Kindly take the above submission on your record.

Thanking you,

Yours faithfully,

For **Kabra Extrusiontechnik Limited**

ANTONY
PIUS
ALAPAT

Digitally signed by
ANTONY PIUS
ALAPAT
Date: 2023.05.10
18:43:46 +05'30'

Antony Alapat
Company Secretary

ANNEXURE 1

Disclosure of events and information pursuant to Regulation 30 of the SEBI (Listing Obligations and Disclosure Requirements) Regulations, 2015 read with Para A of Schedule III (PART A) thereto and SEBI Circular no. CIR/CFD/CMD/4/2015 dated 09th September, 2015 regarding changes in Key Managerial Personnel:

Sr. No.	1	2
Name of Key Managerial Person	Mr. Shreevallabh G. Kabra	Mr. Anand S. Kabra
Reason for change viz. appointment	Appointment as Executive Chairman of the Company under the category of whole time director.	Appointment as the Managing Director of the Company.
Date of Appointment	01 st April 2023	01 st August, 2023

Kabra Extrusiontechnik Ltd.

Fortune Terraces, B wing, 10th Floor, Link Road, Opp. Citi Mall,

Andheri (West), Mumbai - 400 053. Maharashtra, India.

Phone : +91-22-26734822/23/24/25 • Fax : +91-22-2673 5041 • Email : sales@kolsitegroup.com

CIN - L28900MH1982PLC028535

Brief profile (in case of appointment)	<p>Mr. Shreevallabh G. Kabra is the Founder of the Kolsite Group of Companies – India’s leading group in the field of Plastics Extrusion and Chairman & Managing Director of the Company. Over the last 5 decades, S.V. Kabra has been the driving force behind the growth of Kolsite Family. He began this business in early 1960s, Since then, he has guided the company to be the flag –bearer of Plastics Extrusion in India & overseas. SV Kabra has done BA in Economics (Honours) from Mumbai University, and has a hands on management experience. In 2013, he was awarded with the Outstanding Achievement Award at Vinyl India 2013 conference, a testimony to his Pioneer Work in the Plastics Industry of India.</p>	<p>Mr. Anand S. Kabra has an experience of 25 years in various management positions in the Kolsite group of companies. He continues to play an important role in technical developments, project execution and plant management, quality systems & standards development and exploring new avenues to chart a consistent growth every year. With his sound business knowledge and passion for growth, company has seen developments in technology, quality standards and infrastructure. He has also been instrumental in driving strategic partnerships, acquisitions, and setting up manufacturing units at multi locations. His innate entrepreneurial and leadership skills have taken the company to new heights.</p>
Disclosure of relationships between directors (in case of appointment of director)	<p>Related to :</p> <p>Mr. Anand Kabra (Son)</p> <p>Mr. S. N. Kabra (Brother)</p>	<p>Related to :</p> <p>Mr. Shreevallabh Kabra(Father)</p> <p>Mrs. Ekta A. Kabra (Spouse)</p>

Kabra Extrusiontechnik Ltd.

Fortune Terraces, B wing, 10th Floor, Link Road, Opp. Citi Mall,

Andheri (West), Mumbai - 400 053. Maharashtra, India.

Phone : +91-22-26734822/23/24/25 • Fax : +91-22-2673 5041 • Email : sales@kolsitegroup.com

CIN - L28900MH1982PLC028535



<p>Information as required pursuant to BSE Circular with ref. no. LIST/COMP/14/2018-19 and the National Stock Exchange of India Ltd. With ref. no. NSE/CML/2018/24, dated 20th June, 2018.</p>	<p>Mr. Shreevallabh G. Kabra is not debarred from holding the office of Director by virtue of any SEBI order or any other such authority.</p>	<p>Mr. Anand S. Kabra is not debarred from holding the office of Director by virtue of any SEBI order or any other such authority.</p>
---	---	--

Kabra Extrusiontechnik Ltd.

Fortune Terraces, B wing, 10th Floor, Link Road, Opp. Citi Mall,

Andheri (West), Mumbai - 400 053. Maharashtra, India.

Phone : +91-22-26734822/23/24/25 • Fax : +91-22-2673 5041 • Email : sales@kolsitegroup.com

CIN - L28900MH1982PLC028535



Kabra Extrusiontechnik Ltd.
STANDALONE AND CONSOLIDATED AUDITED FINANCIAL RESULTS
FOR THE QUARTER AND YEAR ENDED 31ST MARCH 2023

(₹ in lakhs)

Sr. No.	Particulars	Standalone					Consolidated				
		Quarter Ended		Year Ended			Quarter Ended		Year Ended		
		March 31	Dec 31	Mar 31	March 31	March 31	Mar 31	Dec 31	Mar 31	Mar 31	Mar 31
		2023	2022	2022	2023	2022	2023	2022	2022	2023	2022
		Audited	Unaudited	Audited	Audited	Audited	Unaudited	Audited	Audited	Audited	
I	Revenue from operations	17,795.83	20,684.67	16,263.08	67,000.77	40,590.34	17,795.83	20,684.67	16,263.08	67,000.77	40,590.34
II	Other Income	23.73	101.44	23.46	317.34	224.91	23.73	101.44	23.46	317.34	224.91
III	Total income (I + II)	17,819.57	20,786.11	16,286.54	67,318.11	40,815.25	17,819.57	20,786.11	16,286.54	67,318.11	40,815.25
IV	EXPENSES										
	Cost of material consumed	11,334.57	14,889.77	11,464.23	49,210.23	28,849.26	11,348.43	14,889.77	11,464.23	49,224.09	28,849.26
	Changes in inventories of finished goods & work in progress	1,122.51	421.54	240.62	(583.14)	(1,492.67)	1,098.51	421.54	240.62	(607.14)	(1,492.67)
	Employee benefit expense	1,260.55	1,238.33	1,098.91	4,771.81	3,786.69	1,260.55	1,238.33	1,101.12	4,771.81	3,788.90
	Finance Cost	298.91	246.43	99.84	906.14	267.50	298.91	246.43	99.84	906.14	267.50
	Depreciation and amortisation expense	355.93	343.25	297.27	1,356.93	1,124.49	357.29	344.61	297.65	1,362.16	1,124.88
	Other Expenses	1,737.94	1,913.69	1,487.79	6,170.80	3,951.62	1,750.54	1,923.69	1,487.96	6,204.61	3,951.79
	Total expenses (IV)	16,110.42	19,053.02	14,688.66	61,832.76	36,486.89	16,114.24	19,064.37	14,691.43	61,861.67	36,489.66
V	Profit/(Loss) before exceptional items & tax (III - IV)	1,709.15	1,733.09	1,597.88	5,485.35	4,328.36	1,705.32	1,721.74	1,595.11	5,456.44	4,325.59
VI	Share in Profit/(Loss) of Joint Ventures & Associates (net of tax)	-	-	-	-	-	20.47	(34.90)	72.95	(30.34)	24.63
VII	Exceptional items	-	-	-	-	-	-	-	-	-	-
VIII	Profit/ (Loss) before tax (V + VI - VII)	1709.15	1733.09	1597.88	5485.35	4328.36	1725.80	1686.84	1668.07	5426.10	4350.22
IX	Tax expenses										
	Current Tax	428.62	448.01	399.41	1,441.33	1,217.60	428.62	448.01	399.41	1,441.33	1,217.60
	Income Tax Earlier Year	(14.91)	-	55.31	(14.91)	71.08	(14.91)	-	55.31	(14.91)	71.08
	Deferred Tax	73.70	92.87	(6.05)	251.36	34.17	73.24	92.31	(6.05)	249.87	34.17
X	Profit/ (Loss) for the period (VIII - IX)	1,221.74	1,192.20	1,149.21	3,807.57	3,005.50	1,238.85	1,146.52	1,219.40	3,749.81	3,027.37
XI	Other Comprehensive Income										
	i) Items that will not be reclassified to profit or loss	(829.28)	(787.31)	(414.78)	(1,315.60)	(411.12)	(829.28)	(787.31)	(414.78)	(1,315.60)	(411.12)
	ii) Income tax relating to items that will not be reclassified to profit or loss	1.05	17.45	(15.33)	1.05	(52.51)	1.05	17.45	(15.33)	1.05	(52.51)
XII	Total Comprehensive Income for the period (X + XI) (Comprising Profit (Loss) and Other Comprehensive Income for the period)	393.51	422.34	719.10	2,493.02	2,541.88	410.62	376.66	789.29	2,435.26	2,563.75
XIII	Paid up Equity Share Capital (Face Value of Rs. 5/- each)	1679.56	1,604.14	1,604.14	1679.56	1,604.14	1679.56	1,604.14	1,604.14	1679.56	1,604.14
XIV	Earning per share (Face Value of Rs. 5/- each)(basic and diluted but not annualized) (In ₹)										
	1. Basic	3.66	3.72	3.60	11.75	9.42	3.71	3.57	3.82	11.57	9.49
	2. Diluted	3.49	3.41	3.49	10.89	9.35	3.54	3.28	3.70	10.72	9.41

For Kabra Extrusiontechnik Limited

SHREEVALL
 ABH
 GOPILAL
 KABRA

Digitally signed by
 SHREEVALLABH
 GOPILAL KABRA
 Date: 2023.05.10
 18:32:42 +05'30'

S.V. Kabra
Executive Chairman
DIN: 00015415

Notes

- The above Results have been reviewed and recommended by the Audit Committee & approved by the Board of Directors at their meeting held on 10th May'23.
- Mr. S.V. Kabra, Executive Chairman has been duly authorized by the Board of Directors to sign the financial results.
- Figures for previous periods have been regrouped wherever necessary.

Kabra Extrusiontechnik Ltd.

Standalone and Consolidated Statement of Assets & Liabilities as at 31st March 2023

(₹ in lakhs)

Sr. No.	Particulars	Standalone		Consolidated	
		As at March 31, 2023	As at March 31, 2022	As at March 31, 2023	As at March 31, 2022
	ASSETS				
(1)	Non-current assets				
	Property, Plant and Equipment	16,036.56	14,935.30	16,100.46	14,995.30
	Capital work-in-progress	590.23	-	737.57	-
	Goodwill	-	-	83.63	83.43
	Other Intangible assets	718.68	666.57	718.68	666.57
	Financial Assets				
	Investments	2,576.25	3,930.89	2,262.27	3,847.16
	Loans	276.94	72.01	276.94	72.01
	Other non-current assets	801.92	616.97	802.36	616.97
	Total non-current assets	21,000.57	20,221.74	20,981.91	20,281.44
(2)	Current assets				
	Inventories	20,922.21	20,408.58	20,946.21	20,408.58
	Financial Assets				
	Investments	1,836.44	1,627.45	1,836.44	1,627.45
	Trade receivables	10,958.17	5,591.92	10,958.17	5,591.92
	Cash and cash equivalents	192.42	15.72	195.47	15.72
	Other balances with banks	5,632.01	3,206.41	5,632.01	3,206.41
	Loans	59.15	39.45	59.15	39.45
	Other financial assets	94.50	248.72	15.42	248.72
	Current Tax Assets (net)	-	276.10	-	276.10
	Other current assets	2,802.23	5,146.21	2,854.24	5,156.84
	Total current assets	42,497.12	36,560.55	42,497.11	36,571.18
	TOTAL ASSETS	63,497.69	56,782.29	63,479.02	56,852.62
	EQUITY AND LIABILITIES				
	Equity				
	Equity Share capital	1,679.56	1,604.14	1,679.56	1,604.14
	Other Equity	36,733.65	31,294.20	36,669.69	31,287.80
	Total equity	38,413.20	32,898.34	38,349.25	32,891.94
(1)	LIABILITIES				
	Non-current liabilities				
	Financial Liabilities				
	Borrowings	1,115.49	1,639.89	1,115.49	1,639.89
	Provisions	107.82	99.98	107.82	99.98
	Deferred tax liabilities (net)	1,134.71	683.78	1,134.71	684.83
	Total non-current liabilities	2,358.02	2,423.65	2,358.02	2,424.70
(2)	Current liabilities				
	Financial liabilities				
	Borrowings	6,282.69	4,205.00	6,282.69	4,205.20
	Trade payables	8,051.69	10,229.02	8,085.90	10,300.11
	Other financial liabilities	1,207.89	1,250.10	1,208.60	1,250.10
	Other current liabilities	5,339.69	4,680.12	5,350.05	4,680.12
	Provisions	1,671.67	633.84	1,671.67	638.25
	Current tax liabilities (net)	172.83	462.22	172.83	462.22
	Total current liabilities	22,726.46	21,460.30	22,771.75	21,535.99
	Total liabilities	25,084.49	23,883.95	25,129.77	23,960.68
	TOTAL EQUITY AND LIABILITIES	63,497.69	56,782.29	63,479.02	56,852.62

For Kabra Extrusiontechnik Limited

 SHREEVALL
 ABH
 GOPILAL
 KABRA
Digitally signed by SHREEVALLABH GOPILAL KABRA Date: 2023.05.10 18:33:03 +05'30'

S.V. Kabra

Executive Chairman

DIN: 00015415

Kabra ExtrusionTechnik Limited
Standalone and Consolidated Cash Flow Statement for the year ended 31st March 2023

(₹ in lakhs)

Particulars	Standalone		Consolidated	
	For the year ended March 31, 2023	For the year ended March 31, 2022	For the year ended March 31, 2023	For the year ended March 31, 2022
A. Cash flow from operating activities				
Net Profit / (Loss) before extraordinary items and tax	5,485.35	4,328.36	5,456.44	4,325.59
<u>Adjustments for:</u>				
Depreciation and amortisation (including exceptional item)	1,356.93	1,124.49	1,362.16	1,124.69
Provision for impairment of fixed assets and intangibles	-	-	-	-
Loss on sale of property, plant and equipments	1.80	(7.28)	1.80	(7.28)
Profit on sale of investment	(48.94)	(131.60)	(48.94)	(131.60)
Dividend income from current investments	(61.27)	(73.86)	(61.27)	(73.86)
Fair value changes of current investments	(9.00)	18.71	(9.00)	18.71
Interest income from financial assets at amortised cost	(174.51)	(30.88)	(174.51)	(30.88)
Interest expenditure on borrowings	738.55	219.88	738.55	219.88
Bill discounting charges	99.22	-	99.22	-
Other borrowing cost	68.37	47.62	68.37	47.62
Fair value changes in derivative instrument	23.61	32.03	23.61	32.03
Fair value changes in non-current investments	-	-	-	-
Remeasurements of defined benefit plans	29.12	125.75	29.12	125.75
Provision for doubtful trade and other receivables, loans and advances	19.68	41.52	19.68	41.52
	2,043.54	1,366.38	2,048.78	1,366.58
Operating profit / (loss) before working capital changes	7,528.89	5,694.74	7,505.22	5,692.17
Changes in working capital:				
(Increase) / Decrease in inventories	(513.63)	(9,240.62)	(537.63)	(9,240.62)
(Increase) / Decrease in trade receivables	(5,366.25)	(3,387.27)	(5,366.25)	(3,387.27)
(Increase) / Decrease in other bank balances	(2,425.60)	(2,558.81)	(2,425.60)	(2,558.81)
(Increase) / Decrease in current loans	(19.69)	34.17	(19.70)	34.15
(Increase) / Decrease in other current financial asset	154.22	(71.11)	154.22	(71.11)
(Increase) / Decrease in other current assets	2,343.98	(3,713.32)	2,302.60	(3,723.95)
(Increase) / Decrease in non-current loans	(204.93)	(34.97)	(204.93)	(34.97)
(Increase) / Decrease in other non-current assets	(58.14)	83.32	(58.14)	84.38
Increase / (Decrease) in trade payables	(2,177.33)	5,987.18	(2,181.92)	6,058.27
Increase / (Decrease) in current other financial liabilities	(42.21)	208.69	37.58	208.69
Increase / (Decrease) in other current liabilities	659.57	914.38	669.93	914.38
Increase / (Decrease) in short-term provision	1,037.83	326.35	1,033.42	330.76
Increase / (Decrease) in long-term provision	7.84	(16.08)	7.84	(16.08)
Cash generated from operations	924.54	(5,773.35)	916.65	(5,710.02)
Net income tax (paid) / refunds	(1,491.18)	(509.64)	(1,489.70)	(509.64)
MAT Credit utilised	-	-	-	-
Net cash flow from / (used in) operating activities	(566.64)	(6,282.99)	(573.04)	(6,219.66)
B. Cash flow from investing activities				
Capital expenditure on property plant and equipment	(2,857.74)	(2,670.46)	(2,846.50)	(2,752.50)
Expenditure on intangibles (including capital advance)	(376.88)	496.06	(376.88)	496.06
Proceeds from sale of property plant and equipment	7.30	7.28	7.30	29.32
Investment in joint ventures	(0.10)	(80.00)	-	-
Deferred Tax Expenses	251.36	34.26	249.87	34.17
Sale of investment Non Current Investment	262.50	342.06	262.50	342.06
Purchase of Goodwill	-	-	(0.20)	(83.43)
Net sale / (purchase) of current investments	(208.99)	2,550.76	(208.99)	2,550.76
Interest received	174.51	30.88	174.51	30.88
Dividend received	61.27	73.86	61.27	73.86
Net cash flow from / (used in) investing activities	(2,686.77)	784.72	(2,677.12)	721.18
C. Cash flow from financing activities				
Interest expenditure on term loan and cash credit	(738.55)	(219.88)	(738.55)	(219.88)
Interest Expenditure of earlier year	-	-	-	-
Issue of Warrant	3,646.41	2,961.73	3,646.41	2,961.73
Issue of Equity	75.42	9.02	75.42	9.02
Bill discounting charges	(99.22)	-	(99.22)	-
Other borrowing cost	(68.37)	(47.62)	(68.37)	(47.62)
Fair value changes in derivative instrument	23.61	(32.03)	23.61	(32.03)
Interim dividend	(962.48)	(797.56)	(962.48)	(797.56)
Tax on interim dividend	-	-	-	-
Borrowings / (Repayment) (Net)	1,553.29	3,448.13	1,553.09	3,448.33
Net cash flow from / (used in) financing activities	3,430.11	5,321.80	3,429.90	5,322.00
Net increase / (decrease) in Cash and cash equivalents	176.70	(176.47)	179.74	(176.47)
Cash and cash equivalents at the beginning of the year	15.72	192.19	15.72	192.19
Cash and cash equivalents at the end of the year	192.42	15.72	195.46	15.72

For Kabra Extrusiontechnik Limited

SHREEVALL
ABH
GOPILAL
KABRA
Digitally signed by
SHREEVALLABH
GOPILAL KABRA
Date: 2023.05.10
18:33:18 +05'30'

S.V. Kabra
Executive Chairman
DIN: 00015415

Kabra Extrusiontechnik Ltd.

Standalone & Consolidated Segment Information for Quarter and Year ended 31st March '2023

(₹ in Lakhs)

Sr No	Particulars	Standalone					Consolidated				
		Quarter ended		Year ended			Quarter ended		Year ended		
		March 31, 2023	Dec 31, 2022	March 31, 2022	March 31, 2023	March 31, 2022	March 31, 2023	Dec 31, 2022	March 31, 2022	March 31, 2023	March 31, 2022
		Audited	(Unaudited)	Audited	Audited	Audited	Audited	(Unaudited)	Audited	Audited	Audited
(i)	Segment Revenue										
	Extrusion Machinery Division	10,384.34	8,781.63	10,127.66	31,978.11	29,680.57	10,384.34	8,781.63	10,127.66	31,978.11	29,680.57
	Battery Division	7,435.23	12,004.47	6,158.88	35,340.00	11,134.68	7,435.23	12,004.47	6,158.88	35,340.00	11,134.68
	Total Segment Revenue	17,819.57	20,786.11	16,286.54	67,318.11	40,815.25	17,819.57	20,786.11	16,286.54	67,318.11	40,815.25
(ii)	Segment Results										
	Extrusion Machinery Division	1,736.46	796.61	1,275.07	3,659.06	4,214.58	1,736.46	796.61	1,275.08	3,659.06	4,214.59
	Battery Division	271.59	1,182.92	422.66	2,732.43	381.28	271.59	1,182.92	422.66	2,732.43	381.28
	Total Segment Results	2,008.05	1,979.53	1,697.73	6,391.49	4,595.86	2,008.05	1,979.53	1,697.74	6,391.49	4,595.87
	Unallocated Corporate income net of unallocated expenses	-	-	-	-	-	-3.82	-11.35	-2.77	-28.90	-2.77
	Profit / (loss) before interest and taxation	2,008.05	1,979.53	1,697.73	6,391.49	4,595.86	2,004.23	1,968.18	1,694.97	6,362.59	4,593.10
	Finance Cost	298.91	246.43	99.84	906.14	267.50	298.91	246.43	99.84	906.14	267.50
	Profit (+)/loss (-) before exceptional items and share of loss	1,709.15	1,733.10	1,597.89	5,485.35	4,328.36	1,705.33	1,721.75	1,595.13	5,456.45	4,325.60
	Share in profit/(loss) of joint ventures / associates	-	-	-	-	-	20.48	-34.90	72.95	-30.34	24.63
	Profit(+)/LossH before exceptional items and tax	1,709.15	1,733.10	1,597.89	5,485.35	4,328.36	1,725.80	1,686.85	1,668.08	5,426.11	4,350.23
	Exceptional items	-	-	-	-	-	-	-	-	-	-
	Profit(+)/ Loss(-) before tax	1,709.15	1,733.10	1,597.89	5,485.35	4,328.36	1,725.80	1,686.85	1,668.08	5,426.11	4,350.23
	Tax Expenses										
	Current Tax	428.62	448.01	399.41	1,441.33	1,217.60	428.62	448.01	399.41	1,441.33	1,217.60
	MAT Credit Entitlement	-	-	-	-	-	-	-	-	-	-
	Income Tax of earlier year	-14.91	-	55.32	-14.91	71.08	-14.91	-	55.32	-14.91	71.08
	Deferred Tax	73.70	92.87	-6.05	251.36	34.17	73.24	92.31	-6.05	249.87	34.17
	Net Profit/ (loss) after tax	1,221.74	1,192.21	1,149.21	3,807.57	3,005.51	1,238.85	1,146.53	1,219.40	3,749.82	3,027.38
	Other Comprehensive Income	-828.23	-769.86	-430.11	-1,314.55	-463.63	-828.23	-769.86	-430.11	-1,314.55	-463.63
	Net Comprehensive Income	393.51	422.35	719.10	2,493.02	2,541.88	410.63	376.67	789.29	2,435.27	2,563.75
(iii)	Segment Assets										
	Extrusion Machinery Division	27,373.58	27,511.89	24,233.61	27,373.58	24,233.61	27,373.58	27,511.89	24,233.62	27,373.58	24,233.62
	Battery Division	25,367.65	26,854.06	23,203.94	25,367.65	23,203.94	25,367.65	26,854.06	23,203.94	25,367.65	23,203.94
	Total Segment Assets	52,741.24	54,365.95	47,437.55	52,741.24	47,437.55	52,741.24	54,365.95	47,437.56	52,741.24	47,437.56
	Unallocated Corporate Assets	10,756.46	7,589.35	9,344.74	10,756.46	9,344.74	10,737.78	7,522.51	9,415.06	10,737.78	9,415.06
	Total Assets	63,497.69	61,955.30	56,782.29	63,497.69	56,782.29	63,479.02	61,888.47	56,852.62	63,479.02	56,852.62
(iv)	Segment Liabilities										
	Extrusion Machinery Division	11,379.97	10,724.88	11,074.47	11,379.97	11,074.47	11,379.97	10,724.88	11,074.47	11,379.97	11,074.47
	Battery Division	4,890.98	6,011.77	5,718.62	4,890.98	5,718.62	4,890.98	6,011.77	5,718.62	4,890.98	5,718.62
	Total Segment Liabilities	16,270.94	16,736.65	16,793.09	16,270.94	16,793.09	16,270.94	16,736.65	16,793.09	16,270.94	16,793.09
	Unallocated Corporate Liabilities	47,226.75	45,218.65	39,989.21	47,226.75	39,989.21	47,208.07	45,151.82	40,059.53	47,208.07	40,059.53
	Total Liabilities	63,497.69	61,955.30	56,782.29	63,497.69	56,782.29	63,479.02	61,888.47	56,852.62	63,479.02	56,852.62
(v)	Capital Employed										
	Extrusion Machinery Division	15,993.62	16,787.01	13,159.15	15,993.62	13,159.15	15,993.62	16,787.01	13,159.16	15,993.62	13,159.15
	Battery Division	20,476.67	20,842.29	17,485.32	20,476.67	17,485.32	20,476.67	20,842.29	17,485.32	20,476.67	17,485.32
	Unallocated	-36,470.29	-37,629.31	-30,644.47	-36,470.29	-30,644.47	-36,470.29	-37,629.31	-30,644.47	-36,470.29	-30,644.47

For Kabra Extrusiontechnik Limited

SHREEVAL Digitally signed
by
LABH SHREEVALLABH
GOPILAL GOPILAL KABRA
KABRA Date: 2023.05.10
18:33:33 +05'30'

S.V. Kabra
Executive Chairman
DIN: 00015415

Notes :

1. Company operates in two business segments i) Extrusion Machinery ii) Battery.
2. Previous year figures have been regrouped wherever necessary.



A.G. OGALE & CO.

Chartered Accountants



INDEPENDENT AUDIT REPORT FOR THE QUARTER AND YEAR ENDED MARCH 31, 2023
STANDALONE FINANCIAL RESULTS

**To the Board of Directors of
Kabra Extrusiontechnik Limited**

1. We have audited the accompanying statement of standalone financial results of Kabra Extrusiontechnik Limited (the "Company") for the quarter and year ended March 31, 2023 ("the Statement"), being submitted by the Company pursuant to the requirement of Regulation 33 of the SEBI (Listing Obligations and Disclosure Requirements) Regulations, 2015, read with SEBI Circular No. CIR/CFD/FAC/62/2016 dated July 5, 2016. Attention is drawn to the fact that the figures for the quarter ended March 31, 2023 and the corresponding quarter ended in the previous year as reported in these annual standalone financial results are balancing figures between audited figures in respect of full financial year and published year to date standalone figures up to end of the third quarter of the financial year, which were subjected to a limited review as required under the Regulations and the Circular.
2. This statement which is the responsibility of the Company's Management and has been approved by the Board of Directors. The Statement, as it relates to the quarter year ended March 31, 2023, has been compiled from the related interim condensed standalone financial statements prepared in accordance with Indian Accounting Standard 34, "Interim Financial Reporting" ("Ind AS 34") and as it relates to the year ended March 31, 2023, has been compiled from the related annual standalone financial statements prepared in accordance with Indian Accounting Standards, prescribed under Section 133 of the Companies Act, 2013 read with relevant rules issued there under and other accounting principles generally accepted in India. Our responsibility is to express opinion on the standalone financial statements based on our audit of such interim condensed standalone financial statements and annual standalone financial statements.
3. We conducted our audit in accordance with the Standard on auditing issued by the Institute of Chartered Accountants of India. Those Standards require that we comply with ethical requirements and plan and perform the audit to obtain reasonable assurance about whether the Statement is free from material misstatement.

An audit involves performing procedures to obtain evidence about the amounts and the disclosures in the Statement. The procedures selected depend on the auditor's judgment, including the assessment of the risks of material misstatement of the Statement, whether due to fraud or error. In making those risk assessments, the auditor considers internal financial controls relevant to the Company's preparation and fair presentation of the Statement in order to design audit procedures that are appropriate in the circumstances, but not for the purpose of expressing an opinion on the effectiveness of the Company's internal financial control. An audit also includes evaluating the appropriateness of the accounting policies used and the reasonableness of the accounting estimates made by the Management, as well as evaluating the overall presentation of the Statement.

We believe that the audit evidence obtained by us, is sufficient and appropriate to provide a basis for our audit opinion.

4. In our opinion and to the best of our information and according to the explanation given to us, these quarterly financial results as well as the year to date results:
- (i) are presented in accordance with the requirements of Regulation 33 of the SEBI (Listing Obligations and Disclosure Requirements) Regulations, 2015, as modified by Circular NO. CIR/CFD/FAC/62/2016 dated July 5, 2016 and
 - (ii) gives a true and fair view in conformity with the aforesaid Indian Accounting Standards and other accounting principles generally accepted in India of the profit, total comprehensive income and other financial information of the Company for the quarter and year ended March 31, 2023.

For A.G. Ogale & Co.

Chartered Accountants

Firm Registration No. 114115W



CA Pramod Gugale

Partner

Membership No.: 113775

Pune, May 10, 2023.

UDIN : 23113775BGURCH7936

Ganesh Prasad, 365/38, Ekbote Colony, Shankarsheth Road, Pune 411 042.

Contact: 94 220 320 49 Mail : pramodgugale@gmail.com



A.G. OGALE & CO.

Chartered Accountants



INDEPENDENT AUDIT REPORT FOR THE YEAR ENDED MARCH 31, 2023
CONSOLIDATED FINANCIAL RESULTS


**To the Board of Directors of
Kabra Extrusiontechnik Limited**

1. We have audited the accompanying statement of consolidated financial results of **Kabra Extrusiontechnik Limited** (the "Company"), its jointly controlled entities and Wholly-owned subsidiary entities (the Company, its jointly controlled entities and Wholly-owned subsidiary entities are referred to as the "the group") for the quarter and year ended March 31, 2023 ("the Statement"), being submitted by the Company pursuant to the requirement of Regulation 33 of the SEBI (Listing Obligations and Disclosure Requirements) Regulations, 2015, read with SEBI Circular No. CIR/CFD/FAC/62/2016 dated July 5, 2016. Attention is drawn to the fact that the figures for the quarter ended March 31, 2023 and the corresponding quarter ended in the previous year as reported in these annual consolidated financial results are balancing figures between audited figures in respect of full financial year and published year to date consolidated figures up to end of the third quarter of the relevant financial year, which were subjected to a limited review as required by the Regulations and the Circular.
2. This statement is the responsibility of the Company's Management and has been approved by the Board of Directors. The Statement, as it relates to the year ended March 31, 2023 has been compiled from the related audited annual consolidated Ind AS financial statements prepared in accordance with Indian Accounting Standards, prescribed under Section 133 of the Companies Act, 2013 read with relevant rules issued there under and other accounting principles generally accepted in India. Our responsibility is to express opinion on the statements based on our audit.
3. We conducted our audit in accordance with the Standard on auditing issued by the Institute of Chartered Accountants of India. Those Standards require that we comply with ethical requirements and plan and perform the audit to obtain reasonable assurance about whether the Statement is free from material misstatement.

An audit involves performing procedures to obtain evidence about the amounts and the disclosures in the Statement. The procedures selected depend on the auditor's judgment, including the assessment of the risks of material misstatement of the Statement, whether due to fraud or error. In making those risk assessments, the auditor considers internal financial controls relevant to the Company's preparation and fair presentation of the Statement in order to design audit procedures that are appropriate in the circumstances, but not for the purpose of expressing an opinion on the effectiveness of the Company's internal financial control. An audit also includes evaluating the appropriateness of the accounting policies used and the reasonableness of the accounting estimates made by the Management, as well as evaluating the overall presentation of the Statement.

We believe that the audit evidence obtained by us, is sufficient and appropriate to provide a basis for our audit opinion.


4. In our opinion and to the best of our information and according to the explanation given to us these quarterly financial results as well as the year to date results:
- (i) include the results of the jointly controlled entities namely Penta Auto Feeding India Limited and Kabra Mecanor Belling Technik Private Limited and Wholly-owned subsidiaries namely Varos Technology Private Limited and Kolsite Energy Private Limited.
 - (ii) are presented in accordance with the requirements of Regulation 33 of the SEBI (Listing Obligations and Disclosure Requirements) Regulations, 2015, as modified by Circular NO. CIR/CFD/FAC/62/2016 dated July 5, 2016 and,
 - (iii) give a true and fair view in conformity with the aforesaid Indian Accounting Standards and other accounting principles generally accepted in India of the consolidated total comprehensive income (comprising of net profit and other comprehensive income) and other financial information of the Company for the quarter and year ended March 31, 2023.




A handwritten signature in blue ink is located at the bottom right of the page, overlapping the end of the third list item. The signature appears to be "A.G. Ogale".

5. We did not audit the financial statements of jointly controlled entities and included in the Statement, whose financial statements reflect total assets Rs. 1,334.69 lakhs for the year ended March 31, 2023 and Rs. 1,334.69 lakhs for the quarter ended on that date, total revenue from operations of Rs. 549.44 lakhs for the year ended March 31, 2023 and Rs 259.72 lakhs for the quarter ended on that date, and total Loss (including other comprehensive income) of Rs. 57.51 lakhs for the year ended March 31, 2023 and Profit of Rs. 41.98 lakhs for the quarter ended on that date as considered in the statement. We did not audit the financial statements of Wholly-owned subsidiaries reflecting total assets of Rs. 290.74 lakhs for the year ended March 31, 2023 and Rs. 290.74 lakhs for the quarter ended on that date, total revenue from operations of Rs. 43.37 lakhs for the year ended March 31, 2023 and Rs. 43.37 lakhs for the quarter ended on that date, and total Loss of Rs. 27.41 lakhs for the year ended March 31, 2023 and loss of Rs. 3.36 lakhs for the quarter ended on that date as considered in the statement. These financial statements and other financial information have been audited by the other auditors whose reports have been furnished to us. Our opinion in so far as it relates to the balances and affairs of such jointly controlled entities and Wholly-owned subsidiary is based solely on the report of other auditor. Our opinion is not modified/qualified in respect of this matter.

For A.G. Ogale & Co.
Chartered Accountants
Firm Registration No. 114115W


CA Pramod Gugale
Partner
Membership No.: 113775



Pune, May 10, 2023
UDIN: 23113775BGURCI4635