

# SHREE GLOBAL TRADEFIN LIMITED

Regd. Office: A2, 2nd Floor, Madhu Estate, Pandurang Budhkar Marg, Lower Parel, Mumbai 400013  
Tel. 022- 62918111 email: sgtl2008@gmail.com CIN: L27100MH1986PLC041252 Website: www.sgtl.in

**Date: 03<sup>rd</sup> November, 2022**

**To,**  
**BSE Limited**  
The Corporate Relationship Department  
P.J. Towers, 1<sup>st</sup> Floor,  
Dalal Street,  
Mumbai – 400001

**Dear Sir/Madam,**

**Sub: Revised Unaudited Financial Results (Standalone & Consolidated) for the Quarter and Half year ended 30<sup>th</sup> September, 2022 under regulation 33(3) of SEBI (Listing Obligations and Disclosure Requirements) Regulation, 2015 along with Limited Review Report.**

With reference to above subject we would like to state that Unaudited Financial Results (Standalone and Consolidated) for the Quarter and Half year ended 30<sup>th</sup> September, 2022 along with Limited Review Report which was uploaded on 27<sup>th</sup> October, 2022 was signed by Chief Financial Officer as Mr. Rajesh R Gupta, Chairman & Managing Director was not available for signing.

In order to rectify the same, we are filing revised Unaudited Financial Results (Standalone and Consolidated) for the Quarter and Half year ended 30<sup>th</sup> September, 2022 along with Limited Review Report with the Signature of Mr. Manesh Cherian, Director (Authorised by the Board).

There are no changes in the facts and figures of the results (Standalone and Consolidated) for the Quarter and Half year ended 30<sup>th</sup> September, 2022 along with Limited Review Report which was uploaded on BSE portal on 27<sup>th</sup> October, 2022.

Kindly take the same on your records and oblige.

Thanking You,  
Yours faithfully,

**For Shree Global Tradefin Limited**

**Manesh Cherian**

**Director**

**DIN: 02244855**

**A/34, Miraaj Residency Chs., Off Marve Road,  
Behind Jay Nagar, Jankalyan Nagar, Malad  
West Mumbai 400095**



**SHREE GLOBAL TRADEFIN LIMITED**

REGD. OFF. : A2, 2nd Floor, Madhu Estate, Pandurang Budhkar Marg, Lower Parel, Mumbai- 400 013

CIN : L27100MH1986PLC041252; Website : www.sgtl.in

**UNAUDITED STANDALONE FINANCIAL RESULTS FOR QUARTER AND HALF YEAR ENDED 30<sup>TH</sup> SEPTEMBER 2022**

(' in Lakhs)

Sr. No.	Particulars	Quarter Ended			Half Year Ended		Year Ended
		30-Sep-22 (Unaudited)	30-Jun-22 (Unaudited)	30-Sep-21 (Unaudited)	30-Sep-22 (Unaudited)	30-Sep-21 (Unaudited)	31-Mar-22 (Audited)
1	<b>Income</b>						
	(a) Revenue from Operations	-	-	-	-	-	105.82
	(b) Other Income	895.78	124.76	-	1,020.54	6.55	15,092.87
	<b>Total Income from Operations</b>	<b>895.78</b>	<b>124.76</b>	<b>-</b>	<b>1,020.54</b>	<b>6.55</b>	<b>15,198.69</b>
2	<b>Expenses</b>						
	a. Purchase of Traded Goods	-	-	-	-	-	104.05
	b. Employee Benefit Expense	29.43	23.00	25.74	52.43	51.65	112.18
	c. Depreciation and Amortization Expense	0.01	0.01	0.01	0.02	0.02	0.04
	d. Finance Costs	-	-	6.22	-	6.22	6.22
	e. Other Expenditure	56.64	598.46	3.95	655.10	36.61	55.00
	<b>Total Expenses</b>	<b>86.08</b>	<b>621.47</b>	<b>35.92</b>	<b>707.55</b>	<b>94.50</b>	<b>277.49</b>
3	<b>Profit / (Loss) from Operations before Exceptional Items and Tax(1 - 2)</b>	<b>809.70</b>	<b>(496.71)</b>	<b>(35.92)</b>	<b>312.99</b>	<b>(87.95)</b>	<b>14,921.20</b>
4	Exceptional Items	-	-	-	-	-	-
5	<b>Profit / (Loss) from before Tax (3 + 4)</b>	<b>809.70</b>	<b>(496.71)</b>	<b>(35.92)</b>	<b>312.99</b>	<b>(87.95)</b>	<b>14,921.20</b>
6	Tax Expenses						
7	<b>Net Profit / (Loss) from ordinary activities after tax (5 - 6)</b>	<b>809.70</b>	<b>(496.71)</b>	<b>(35.92)</b>	<b>312.99</b>	<b>(87.95)</b>	<b>14,921.20</b>
8	<b>Other Comprehensive Income</b>						
	a) (i) Item that will not be reclassified to profit or loss	13,894.80	(11,574.39)	12,515.17	2,320.41	35,362.89	82,551.34
	(ii) Income tax effect on above	-	-	-	-	-	-
	b) (i) Item that will be reclassified to profit or loss	-	-	-	-	-	-
	(ii) Income tax effect on above	-	-	-	-	-	-
9	<b>Total Comprehensive Income (7+8)</b>	<b>14,704.50</b>	<b>(12,071.10)</b>	<b>12,479.25</b>	<b>2,633.40</b>	<b>35,274.94</b>	<b>97,472.54</b>
10	Paid Up Equity Share Capital (Face Value of `1/- each)	12,721.26	12,721.26	12,721.26	12,721.26	12,721.26	12,721.26
11	Other Equity						1,23,794.33
12	<b>Earnings per Share (of ` 1 each) (not annualised)</b>						
	(a) Basic - In `	0.06	(0.04)	0.00	0.02	-0.01	1.17
	(b) Diluted - In `	0.06	(0.04)	0.00	0.02	-0.01	1.17

For and on Behalf of the Board of  
Shree Global Tradefin Limited



*(Signature)*  
Manesh Cheriyan  
Director

DIN: 02244855

Place: Mumbai  
Date: 27th October 2022

## Notes

- 1 The statement of unaudited standalone financial results ("the statement") of Shree Global Tradefin Limited for the quarter and half year ended 30th September, 2022 have been reviewed by the Audit Committee and approved by the Board of Directors at their respective meetings held on 27th October, 2022.
- 2 These financial results have been prepared in accordance with the recognition and measurement principles laid down in Ind AS 34 Interim Financial Reporting prescribed under section 133 of the Companies Act, 2013 read with the relevant rules issued thereunder and the other accounting principles generally accepted in India.
- 3 The auditors of the Company have conducted a limited review of the financial results for the quarter and half year ended 30th September, 2022. An unqualified report has been issued by them thereon.
- 4 The Company is primarily engaged in the business of trading and there are no separate reportable segments identified as per Ind AS-108- Operating Segment.
- 5 The figures for the corresponding previous period have been regrouped/reclassified wherever necessary, to make them comparable.
- 6 The results for the quarter and half year ended 30<sup>th</sup> September, 2022 are available on the website of BSE at [www.bseindia.com](http://www.bseindia.com) and on Company's website at [www.sgtl.in](http://www.sgtl.in)

For and on behalf of the Board of Directors of  
Shree Global Tradefin Limited



Manesh Cherian

Director

DIN:02244855

Place : Mumbai

Date: 27<sup>th</sup> October 2022



# SHREE GLOBAL TRADEFIN LIMITED

CIN - : L27100MH1986PLC041252

## CASH FLOW STATEMENT FOR THE YEAR ENDED 30TH SEPTEMBER, 2022

(` in Lakhs)

	Particulars	For the Period ended 30th September, 2022	For the Period ended 31st March, 2022
<b>A</b>	<b>CASH FLOW FROM OPERATING ACTIVITIES</b>		
	Net Profit/(Loss) Before Tax	312.99	14,921.21
	<b>Adjustments for:</b>		
	(Profit)/Loss on Sale of Investment	-	(14,997.45)
	Actuarial Gain/(Loss)	-	12.70
	Loss in Investment in LLP	-	0.03
	Depreciation	0.02	0.04
	<b>Operating Profit Before Working Capital Changes</b>	<b>313.01</b>	<b>(63.48)</b>
	<b>Change in operating assets and liabilities</b>		
	(Increase)/Decrease in Trade and other Receivables	52.33	(52.33)
	(Increase) / Decrease in Other Non Current Assets	16,403.20	(15,998.78)
	(Increase) / Decrease in Other Current Assets	(130.11)	(5.88)
	Increase/(Decrease) in Other Non-Current Liabilities	-	-
	Increase/(Decrease) in Other Current Liabilities	10,051.58	(517.90)
	Increase/(Decrease) in Short-term Provisions	5.42	(1.07)
	Increase/(Decrease) in Trade Payable	(82.66)	82.66
	Increase/(Decrease) in Long-term Provisions	-	(9.25)
	<b>Cash Generated from Operations</b>	<b>26,612.77</b>	<b>(16,566.03)</b>
	Direct Taxes Paid (Net of Refunds)	-	-
	<b>Net cash inflow (outflow) from operating activities</b>	<b>26,612.77</b>	<b>(16,566.03)</b>
<b>B</b>	<b>CASH FLOW FROM INVESTING ACTIVITIES</b>		
	Investment in Fixed Deposit	(23,326.89)	600.00
	Profit/(Loss) on Sale of Investment	-	14,997.45
	Sale/(Purchase) of Investment	(499.32)	1,112.37
	<b>Net cash inflow (outflow) from investing activities</b>	<b>(23,826.21)</b>	<b>16,709.83</b>
<b>C</b>	<b>CASH FLOW FROM FINANCING ACTIVITIES</b>		
	Interest & Financial Charges Paid	-	-
	Proceeds / (Repayments) in Borrowing	-	(211.94)
	Dividend Paid	(2,544.25)	-
	<b>Net cash inflow/(outflow) from financing activities</b>	<b>(2,544.25)</b>	<b>(211.94)</b>
	<b>Net Increase/(Decrease) in Cash &amp; Cash Equivalents (A+B+C)</b>	<b>242.31</b>	<b>(68.14)</b>
	Cash & Cash Equivalents as at beginning of period	38.91	107.05
	Cash & Cash Equivalents as at end of period	281.22	38.91
	<b>Net Increase / (Decrease) in Cash &amp; Cash Equivalents</b>	<b>242.31</b>	<b>(68.14)</b>
	<b>Components of Cash and Cash equivalents</b>		
	(a) Cash on Hand	-	0.41
	(b) Balance with Schedule Bank in : Current account	281.22	38.50
	<b>Total Cash and Cash Equivalents</b>	<b>281.22</b>	<b>38.91</b>



**SHREE GLOBAL TRADEFIN LIMITED**

REGD. OFF. : A2, 2nd Floor, Madhu Estate, Pandurang Budhkar Marg, Lower Parel, Mumbai- 400 013

CIN : L27100MH1986PLC041252; Website : www.sgtl.in

**UNAUDITED CONSOLIDATED FINANCIAL RESULTS FOR QUARTER AND HALF YEAR ENDED 30<sup>TH</sup> SEPTEMBER 2022**

(' in Lakhs)

Sr. No.	Particulars	Quarter Ended			Half Year Ended		Year Ended
		30-Sep-22 (Unaudited)	30-Jun-22 (Unaudited)	30-Sep-21 (Unaudited) Refer Note No.5	30-Sep-22 (Unaudited)	30-Sep-21 (Unaudited) Refer Note No.5	31-Mar-22 (Audited) Refer Note No.5
1	<b>Income</b>						
	(a) Revenue from Operations	2,957.99	5,077.07	736.52	8,035.06	923.20	4,782.47
	(b) Other Income	1,101.85	263.97	174.96	1,365.82	280.51	15,929.27
	<b>Total Income from Operations</b>	<b>4,059.84</b>	<b>5,341.04</b>	<b>911.48</b>	<b>9,400.88</b>	<b>1,203.71</b>	<b>20,711.74</b>
2	<b>Expenses</b>						
	a. Cost of Materials Consumed	3,182.68	2,495.05	111.43	5,677.73	146.74	3,645.66
	b. Changes in Inventories of Finished Goods, Work in Progress and Stock in Trade	(2,659.84)	(45.36)	(65.15)	(2,705.20)	(84.29)	(2,600.67)
	c. Purchase of Traded Goods	-	-	-	-	-	104.05
	d. Employee Benefit Expense	437.38	398.20	381.61	835.58	551.71	1,317.89
	e. Manufacturing and Other Expenses	1,368.86	1,617.14	271.70	2,986.00	527.79	1,912.79
	f. Depreciation and Amortization Expense	58.05	40.02	32.85	98.07	46.97	116.55
	g. Finance Costs	107.86	75.02	19.74	182.88	26.98	102.14
	<b>Total Expenses</b>	<b>2,494.99</b>	<b>4,580.07</b>	<b>752.18</b>	<b>7,075.06</b>	<b>1,215.90</b>	<b>4,598.41</b>
3	<b>Profit / (Loss) from Operations before Exceptional Items and Tax(1 - 2)</b>	<b>1,564.85</b>	<b>760.97</b>	<b>159.30</b>	<b>2,325.82</b>	<b>(12.19)</b>	<b>16,113.33</b>
4	Exceptional Items	-	(250.00)	-	(250.00)	-	-
5	<b>Profit / (Loss) from before Tax (3 + 4)</b>	<b>1,564.85</b>	<b>510.97</b>	<b>159.30</b>	<b>2,075.82</b>	<b>(12.19)</b>	<b>16,113.33</b>
5	<b>Tax Expenses</b>						
	- Deferred Tax Expenses/(Income)						403.63
	- Mat Credit Reversals						212.40
7	<b>Net Profit / (Loss) from ordinary activities after tax (5 - 6)</b>	<b>1,564.85</b>	<b>510.97</b>	<b>159.30</b>	<b>2,075.82</b>	<b>(12.19)</b>	<b>15,497.30</b>
3	Share of Profit/(Loss) of Associates	(39.12)	(24.35)	2.02	(63.47)	33.34	(123.84)
9	<b>Profit/(Loss) for the Period (7+8)</b>	<b>1,525.73</b>	<b>486.62</b>	<b>161.32</b>	<b>2,012.35</b>	<b>21.15</b>	<b>15,373.46</b>
0	<b>Other Comprehensive Income</b>						
	a) (i) Item that will not be reclassified to profit or loss	6,217.25	1,045.18	12,342.22	7,262.43	23,911.27	19,596.21
	(ii) Income tax effect on above	0.03	0.04	(5.28)	0.07	(7.67)	3.04
	b) (i) Item that will be reclassified to profit or loss	-	-	-	-	-	-
	(ii) Income tax effect on above	-	-	-	-	-	-
1	<b>Total Comprehensive Income (9+10)</b>	<b>7,743.01</b>	<b>1,531.84</b>	<b>12,498.26</b>	<b>9,274.85</b>	<b>23,924.75</b>	<b>34,972.71</b>
	<b>Profit or loss attributable to:</b>						
	Owners of the Company	1,137.07	(32.01)	70.33	1,105.06	(14.16)	15,104.95
	Non controlling interests	388.66	518.63	90.99	907.29	35.31	268.51
	<b>Profit for the period</b>	<b>1,525.73</b>	<b>486.62</b>	<b>161.32</b>	<b>2,012.35</b>	<b>21.15</b>	<b>15,373.46</b>
	<b>Other comprehensive income attributable to:</b>						
	Owners of the Company	6,217.34	1,045.28	12,330.55	7,262.62	23,894.32	19,602.96
	Non controlling interests	(0.06)	(0.06)	6.39	(0.12)	9.27	(3.71)
	<b>Other Comprehensive Income for the period</b>	<b>6,217.28</b>	<b>1,045.22</b>	<b>12,336.94</b>	<b>7,262.50</b>	<b>23,903.60</b>	<b>19,599.25</b>
	<b>Total Comprehensive Income attributable to</b>						
	Owners of the Company	7,354.41	1,013.27	12,400.88	8,367.68	23,880.16	34,707.91
	Non controlling interests	388.60	518.57	97.38	907.17	44.58	264.80
	<b>Total Comprehensive Income for the period</b>	<b>7,743.01</b>	<b>1,531.84</b>	<b>12,498.26</b>	<b>9,274.85</b>	<b>23,924.75</b>	<b>34,972.71</b>
1	<b>Paid Up Equity Share Capital</b>	<b>12,721.26</b>	<b>12,721.26</b>	<b>12,721.26</b>	<b>12,721.26</b>	<b>12,721.26</b>	<b>12,721.26</b>
	(Face Value of `1/- each)						
1	<b>Other Equity</b>						<b>66,737.81</b>
2	<b>Earnings per Share (of ` 1 each) (not annualised)</b>						
	(a) Basic - In `	0.12	0.04	0.01	0.16	0.00	1.21
	(b) Diluted - In `	0.12	0.04	0.01	0.16	0.00	1.21

For and on Behalf of the Board of  
Shree Global TradeFin Limited

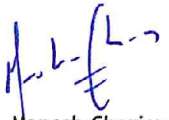


Manesh Cherian  
Director  
DIN: 02244855

## Notes

- 1 The statement of unaudited consolidated financial results ("the financial Results") of Shree Global Tradefin Limited for the quarter and half year ended 30th September, 2022 have been reviewed by the Audit Committee and approved by the Board of Directors at their respective meetings held on 27th October, 2022.
- 2 These financial results have been prepared in accordance with the recognition and measurement principles laid down in Ind AS 34 Interim Financial Reporting prescribed under section 133 of the Companies Act, 2013 read with the relevant rules issued thereunder and the other accounting principles generally accepted in India.
- 3 The auditors of the Company have conducted a limited review of the financial results for the quarter and half year ended 30th September, 2022. An unqualified report has been issued by them thereon.
- 4 The Company is primarily engaged in the business of trading and there are no separate reportable segments identified as per Ind AS-108- Operating Segment.
- 5 The figures for the corresponding previous period have been regrouped/reclassified wherever necessary, to make them comparable.
- 6 The results for the quarter and half year ended 30th September, 2022 are available on the website of BSE at [www.bseindia.com](http://www.bseindia.com) and on Company's website at [www.sgtl.in](http://www.sgtl.in)

For and on behalf of the Board of Directors of  
Shree Global Tradefin Limited



Manesh Cherian

Director

DIN:02244855

Place : Mumbai

Date: 27<sup>th</sup> October 2022



# SHREE GLOBAL TRADEFIN LIMITED

CIN- : L27100MH1986PLC041252

## CONSOLIDATED CASH FLOW STATEMENT FOR THE YEAR ENDED 30TH SEPTEMBER, 2022

	Particulars	For the Period ended 30th September, 2022	For the Year ended 31st March, 2022
<b>A</b>	<b>CASH FLOW FROM OPERATING ACTIVITIES</b>		
	Net Profit/(Loss) Before Tax	2,075.82	16,113.30
	<b>Adjustments for:</b>		
	(Profit)/Loss on Sale of Investment	-	(14,997.45)
	Actuarial Gain/(Loss)	(0.30)	1.71
	Loss in Investment in LLP	-	0.03
	Loss on sale of Property , Plant & Equipment (Net)	10.84	0.40
	Depreciation	57.50	73.11
	Interest Income	(331.87)	(176.85)
	Interest Expenses	132.04	50.38
	Unrealized Exchange (gain) /Loss (net)	2.98	8.62
	<b>Operating Profit Before Working Capital Changes</b>	<b>1,947.01</b>	<b>1,073.25</b>
	<b>Change in operating assets and liabilities</b>		
	Adjustment for Decrease / (Increase) in Inventories	(4,072.51)	(3,023.79)
	(Increase)/ Decrease in Trade and other Receivables	(212.76)	(303.72)
	(Increase) / Decrease in Other Non Current Assets	16,403.20	(16,016.85)
	(Increase) / Decrease in Other Current Assets	372.48	483.17
	Adjustment for Other Financial Assets – Non Current	8.65	-
	Adjustment for Other Financial Assets – Current	(707.43)	(85.25)
	Adjustment for Other Bank Balances	102.81	23.60
	Increase/(Decrease) in Other Non-Current Liabilities	-	-
	Increase/(Decrease) in Other Current Liabilities	14,685.00	(595.40)
	Increase/(Decrease) in Short-term Provisions	42.44	(59.33)
	Increase/(Decrease) in Trade Payable	655.39	339.24
	Adjustment for Other Financial Liabilities, current	(52.72)	(3.03)
	Adjustment for Other Financial Liabilities, non-current	12.60	26.53
	Increase/(Decrease) in Long-term Provisions	15.38	45.53
	<b>Cash Generated from Operations</b>	<b>29,199.54</b>	<b>(18,096.05)</b>
	Direct Taxes Paid (Net of Refunds)	(186.86)	(41.77)
	<b>Net cash inflow (outflow) from operating activities</b>	<b>29,012.68</b>	<b>(18,137.82)</b>
<b>B</b>	<b>CASH FLOW FROM INVESTING ACTIVITIES</b>		
	Proceed/(Investment) in Fixed Deposit	(23,326.90)	600.00
	Payment towards capital expenditure (including intangible assets)	(2,221.77)	(1,189.56)
	Inter Corporate Deposits (Given) Refunded	(3,420.00)	(45.60)
	Interest Received	259.81	217.42
	Purchase of Fixed Assests	-	-
	Profit/(Loss) on Sale of Investment	-	14,997.45
	Sale/(Purchase) of Investment	(499.33)	1,112.37
	<b>Net cash inflow (outflow) from investing activities</b>	<b>(29,208.19)</b>	<b>15,692.08</b>
<b>C</b>	<b>CASH FLOW FROM FINANCING ACTIVITIES</b>		
	Interest & Financial Charges Paid	(130.76)	(11.44)
	Repayment of Long Term Borrowings	4.09	(24.10)
	Fund Generated from issue of OFCD	-	2,067.27
	Fund Generated from issue of Share Warrant	2,605.50	1,585.14
	Dividend Paid	(3,038.60)	-
	Proceeds /( Repayments ) in Borrowing	42.98	(211.94)
	<b>Net cash inflow/(outflow) from financing activities</b>	<b>(516.79)</b>	<b>3,404.93</b>
	<b>Net Increase/(Decrease) in Cash &amp; Cash Equivalents (A+B+C)</b>	<b>(712.30)</b>	<b>959.19</b>
	Cash & Cash Equivalents as at beginning of period	1,215.90	107.05
	Add: Cash and Bank balances adjusted upon consolidation of Subsidiaries	-	149.66
	Cash & Cash Equivalents as at end of period	503.60	1,215.90
	<b>Net Increase/ (Decrease) in Cash &amp; Cash Equivalents</b>	<b>(712.30)</b>	<b>959.19</b>
	<b>Components of Cash and Cash equivalents</b>		
	(a) Cash on Hand	0.04	2.43
	(b) Balance with Schedule Bank in : Current account	503.56	1,213.47
	<b>Total Cash and Cash Equivalents</b>	<b>503.60</b>	<b>1,215.90</b>



## SHREE GLOBAL TRADEFIN LIMITED

REGD.OFF. : A2, 2nd Floor, Madhu Estate, Pandurang Budhkar Marg, Lower Parel, Mumbai- 400 013

CIN - : L27100MH1986PLC041252

### Statement of Assets and Liabilities as at 30th September, 2022

( in Lakhs)

	Particulars	Standalone		Consolidated	
		As at 30th September, 2022 (Unaudited)	As at 31st March, 2022 (Audited)	As at 30th September, 2022 (Unaudited)	As at 31st March, 2022 (Audited)
<b>A</b>	<b>ASSETS</b>				
1	<b>Non-Current Assets</b>				
	(a) Property, Plant and Equipment	0.25	0.27	2,115.81	923.09
	(b) Capital Work in progress			1,632.13	373.62
	(c) Intangible Assets	-	-	95.98	95.98
	(d) Right To Use Account	-	-	492.68	376.38
	(e) Financial Assets				
	(i) Investments	1,08,462.50	1,05,642.78	42,760.19	35,062.30
	(f) Deferred Tax Assets (Net)	-	-	364.41	364.41
	(c) Other Non-current Assets	14,481.70	30,884.90	14,911.79	31,695.84
	<b>Total Non Current Assets</b>	<b>1,22,944.45</b>	<b>1,36,527.95</b>	<b>62,372.99</b>	<b>68,891.62</b>
2	<b>Current Assets</b>				
	(a) Inventories			8,957.57	4,885.07
	(b) Financial Assets				
	(i) Trade receivables	-	52.33	1,247.68	1,034.92
	(ii) Loans			6,295.00	2,875.00
	(iii) Other financial Assets			1,183.45	403.96
	(iv) Cash and Cash Equivalents	281.22	38.92	1,683.21	2,498.32
	(v) Other Balances with Banks	23,326.89		23,326.89	-
	(c) Current Tax Assets (Net)			377.86	190.94
	(d) Other Current Assets	181.34	51.22	4,424.97	4,722.78
	<b>Total Current Assets</b>	<b>23,789.45</b>	<b>142.47</b>	<b>47,496.63</b>	<b>16,610.99</b>
	<b>TOTAL ASSETS</b>	<b>1,46,733.90</b>	<b>1,36,670.42</b>	<b>1,09,869.62</b>	<b>85,502.61</b>
<b>B</b>	<b>EQUITY AND LIABILITIES</b>				
	<b>Equity</b>				
	(a) Equity Share Capital	12,721.26	12,721.26	12,721.26	12,721.26
	(b) Other Equity	1,23,883.47	1,23,794.33	68,063.80	61,173.14
	(c) Non-Controlling Interest	-	-	7,515.01	5,564.67
	<b>Total Equity</b>	<b>1,36,604.73</b>	<b>1,36,515.59</b>	<b>88,300.07</b>	<b>79,459.07</b>
1	<b>Liabilities</b>				
	<b>Non Current Liabilities</b>				
	(a) Financial Liabilities				
	Long Term Borrowings			1,890.10	1,886.02
	Lease Liabilities			504.20	375.29
	(b) Provisions	33.93	33.94	467.26	451.89
	(c) Other Long Term Financial Liability				
	<b>Total Non Current Liabilities</b>	<b>33.93</b>	<b>33.94</b>	<b>2,861.56</b>	<b>2,713.20</b>
2	<b>Current Liabilities</b>				
	(a) Financial Liabilities				
	(i) Borrowings			42.98	
	(ii) Lease Liabilities			36.36	36.36
	(iii) Trade Payables				
	a) total outstanding dues of micro enterprises and small enterprises; and	-	-	-	-
	b) total outstanding dues of creditors other than micro enterprises and small enterprises	-	82.66	1,520.25	861.61
	(b) Provisions	13.85	8.44	136.79	94.36
	(c) Other Current Liabilities	10,081.39	29.79	16,971.61	2,338.01
	<b>Total Current Liabilities</b>	<b>10,095.24</b>	<b>120.89</b>	<b>18,707.99</b>	<b>3,330.34</b>
	<b>TOTAL EQUITY AND LIABILITIES</b>	<b>1,46,733.90</b>	<b>1,36,670.42</b>	<b>1,09,869.62</b>	<b>85,502.61</b>





# Todarwal & Todarwal LLP

## Chartered Accountants

Independent Auditor's Review Report on the Quarterly and Half Year to Date Unaudited Standalone Financial Results of the Company Pursuant to the Regulation 33 of the SEBI (Listing Obligations and Disclosure Requirements) Regulations, 2015, as amended

Review Report to,  
The Board of Directors  
Shree Global Tradefin Limited  
A-2, 2<sup>nd</sup> floor, Madhu estate,  
Pandurang Budhkar Marg, Lower Parel,  
Mumbai-400013

Dear Sirs,

**Re: Limited Review Report of the Unaudited Financial Results for the quarter ended 30<sup>th</sup> September 2022 and half year to date from 1<sup>st</sup> April, 2022 to 30<sup>th</sup> September, 2022**

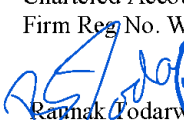
We have reviewed the accompanying Statement of Unaudited Financial Results of **Shree Global Tradefin Limited ("the Company")** for the quarter ended **30<sup>th</sup> September 2022**, and half year to date from 1<sup>st</sup> April, 2022 to 30<sup>th</sup> September, 2022 ("**the Statement**") attached herewith, being submitted by the Company pursuant to the requirement of Regulation 33 of SEBI (Listing Obligations and Disclosure Requirements), Regulations, 2015 ("the Regulation") as amended.


This Statement which is the responsibility of the Company's Management and approved by the Board of Directors has been prepared in accordance with the recognition and measurement principles laid down in the Indian Accounting Standard 34 "Interim Financial Reporting" ("Ind AS 34"), prescribed under Section 133 of the Companies Act, 2013 read with relevant rules issued there under and other accounting principles generally accepted in India. Our responsibility is to issue a report on the Statement based on our review.

We conducted our review of the Statement in accordance with the Standard on Review Engagement (SRE) 2410, "Review of Interim Financial Information performed by the Independent Auditor of the Entity", issued by the Institute of Chartered Accountants of India. This Standard requires that we plan and perform the review to obtain moderate assurance as to whether the Statement is free of material misstatement. A review is limited primarily to inquiries of company personnel and analytical procedure applied to financial data and thus provides less assurance than an audit. We have not performed an audit and, accordingly, we do not express an audit opinion.

Based on our review conducted as above, nothing has come to our attention that causes us to believe that the accompanying statement of Unaudited Financial Results prepared in accordance with applicable Indian Accounting Standards specified under section 133 of the Companies Act, 2013 as amended, read with relevant rules issued thereunder and other recognized accounting practices and policies has not disclosed the information required to be disclosed in terms of the Regulation, read with the Circular, including the manner in which it is to be disclosed, or that it contains any material misstatement.

For **Todarwal & Todarwal LLP**  
Chartered Accountants  
Firm Reg No. W100231

  
Ranmak Todarwal  
Partner  
M. No.: 165030  
UDIN: 22165030BBAMCM2675  
Dated: 27<sup>th</sup> October 2022  
Place: Mumbai



# Todarwal & Todarwal LLP

## Chartered Accountants

### Independent Auditor's Review Report on the Quarterly and Half Year to Date Consolidated Financial Results of the Company Pursuant to the Regulation 33 of the SEBI (Listing Obligations and Disclosure Requirements) Regulations, 2015, as amended

To,  
The Board of Directors  
Shree Global Tradefin Limited,  
A-2, 2<sup>nd</sup> floor, Madhu estate,  
Pandurang Budhkar Marg, Lower Parel,  
Mumbai-400013

Dear Sirs,

**Re: Limited Review Report of the unaudited Consolidated Financial Results for the quarter ended 30<sup>th</sup> September, 2022 and half year to date from 1<sup>st</sup> April, 2022 to 30<sup>th</sup> September 2022**

1. We have reviewed the accompanying Statement of unaudited Consolidated Financial Results of Shree Global Tradefin Limited ("the Parent") and its subsidiaries and its associate, (collectively referred to as "the Group") and its share of the net profit after tax and total comprehensive income of its associate for the quarter ended 30<sup>th</sup> September, 2022 and half year to date from 1<sup>st</sup> April, 2022 to 30<sup>th</sup> September, 2022 ("the Statement"), attached herewith, being submitted by the Parent pursuant to the requirement of Regulation 33 of SEBI (Listing Obligations and Disclosure Requirements), Regulations, 2015 as amended ('the Listing Regulations'). Attention is drawn to the fact that the consolidated figures for the corresponding quarter ended 30<sup>th</sup> September, 2022 as reported in these unaudited consolidated financial results have been approved by the parent's Board of Directors, that have been subjected to review.
2. This Statement, which is the responsibility of the Parent's Management and approved by the Parent's Board of Directors, has been compiled from the related interim consolidated financial results / interim consolidated financial information which has been prepared in accordance with the recognition and measurement principles laid down in Indian Accounting Standard 34 "Interim Financial Reporting" ("Ind AS 34"), prescribed under Section 133 of the Companies Act, 2013, and other accounting principles generally accepted in India. Our responsibility is to issue a report on the Statement based on our review.
3. We conducted our review of the Statement in accordance with the Standard on Review Engagement (SRE) 2410", Review of Interim Financial Information performed by the Independent Auditor of the Entity", issued by the Institute of Chartered Accountants of India. This Standard requires that we plan and perform the review to obtain moderate assurance as to whether the Statement is free of material misstatement. A review is limited primarily to inquiries of company personnel and analytical procedure applied to financial data and thus provides less assurance than an audit. We have not performed an audit and, accordingly, we do not express an audit opinion.



# Todarwal & Todarwal LLP

## Chartered Accountants

We also performed procedures in accordance with the circular issued by the SEBI under Regulation 33 (8) of the SEBI (Listing Obligations and Disclosure Requirements) Regulations, 2015, as amended, to the extent applicable.

4. This Statement includes the results of the following entities: -

Parent Company:

- i. Shree Global Tradefin Limited

Associate:

- i. Indrajit Properties Private Limited

Subsidiary:


- i. Lloyds Steels Industries Limited

5. We have not conducted a review of the associate included in the unaudited consolidated financial results, whose financial information reflect total revenues of ₹365.93 lakhs and total net loss of ₹ (147.81) lakhs, and total loss after comprehensive income ₹ (147.81) lakhs for the half year to date from 1<sup>st</sup> April, 2022 to 30<sup>th</sup> September, 2022 as considered in the respective unaudited financial results of the entity included in the Group.
6. We have conducted review of the interim financial statements/ financial information/ financial results of its subsidiary included in the consolidated unaudited financial results, whose interim financial statements/ financial information/ financial results reflect total assets of ₹28,838.05 lakhs as at 30<sup>th</sup> September, 2022 and total revenues of ₹8,380.34 lakhs and total net profit after tax of ₹1,762.83 lakhs, and total Profit after comprehensive income of ₹1,762.61 lakhs for the half year to date from 1<sup>st</sup> April, 2022 to 30<sup>th</sup> September, 2022 as considered in the respective unaudited financial results of the entity included in the Group.
7. Based on our review conducted as above, nothing has come to our attention that causes us to believe that the accompanying statement prepared in accordance with applicable Indian Accounting Standards specified under section 133 of the Companies Act, 2013 as amended, read with relevant rules issued thereunder and other recognized accounting practices and policies has not disclosed the information required to be disclosed in terms of the Regulation, read with the Circular, including the manner in which it is to be disclosed, or that it contains any material misstatement.

**For Todarwal & Todarwal LLP**

Chartered Accountants

Firm Reg No. W100231

  
Ranak Todarwal  
Partner

M. No.: 165030

UDIN: 22165030BBAMDM8941

Dated: 27<sup>th</sup> October 2022

Place: Mumbai

