

TEL : 0091- 217 - 2310824
: 0091- 217 - 2451500
FAX : 0091- 217 - 2451521
E-MAIL : info@balajiamines.com
WEBSITE : http://www.balajiamines.com

Balaji



ISO 9001:2015



www.tuv.com
ID 01 100 058617

CIN : L24132MH1988PLC049387

AMINES LIMITED

... A Speciality Chemical Company

Regd. Off. : 'Balaji Towers' No. 9/1A /1,
Hotgi Road, Aasara Chowk, Solapur - 413 224.
Maharashtra. (India)

4th June, 2022

To,
The General Manager-Department of
Corporate Services,
BSE Limited,
Phiroze Jeejeebhoy Towers,
Dalal Street, Mumbai - 400 001.

The Manager-Listing Department,
National Stock Exchange of India Limited,
"Exchange Plaza", 5th Floor,
Plot No.C/1, G Block, Bandra-Kurla Complex,
Bandra (East), Mumbai - 400 051.

Scrip Code : 530999

Scrip Code : BALAMINES

Dear Sir/Madam,

Sub.: Annual Report for the Financial Year 2021-22

Ref.: Compliance under Regulation 34(1) of the SEBI (Listing Obligations and Disclosure Requirements) Regulations, 2015

Pursuant to Regulation 34(1) of the SEBI (Listing Obligations and Disclosure Requirements) Regulations, 2015, we are submitting herewith the 34th Annual Report of Balaji Amines Limited for the Financial Year 2021-22 along with the Notice of the 34th Annual General Meeting (AGM). The said Annual Report is also being sent through electronic mode to those Members whose e-mail addresses are registered with the Company/Registrar and Transfer Agent/Depositories.

The 34th Annual Report 2021-22 along with the Notice of 34th AGM is also available on the website of the Company at www.balajiamines.com.

Kindly take the above on record.

Thanking you,

Yours Faithfully

For Balaji Amines Limited

Lakhan Dargad
Company Secretary & Compliance Officer



Encl. a/a



Unlocking
Value

BALAJI AMINES LIMITED
Annual Report 2022

Table of Contents

| | |
|-----|---|
| 1 | Value unlocking |
| 10 | Key performance indicators |
| 12 | About the Company |
| 20 | From the Chairman's desk |
| 22 | Management discussion & analysis |
| 30 | Environmental, Social & Governance report |
| 32 | Board of Directors |
| 33 | Awards & Accolades |
| 34 | Notice |
| 44 | Directors' Report |
| 67 | Business Responsibility & Sustainability Report |
| 92 | Report on Corporate Governance |
| 110 | Standalone Financial Statements |
| 145 | Consolidated Financial Statements |





At Balaji Amines, unlocking value forms the bedrock of our existence.

For in our 34 years of journey, we have focused primarily on creating doors in walls perceived impregnable. We ventured into areas considered complex and challenging - hence considered not feasible. We journeyed all of these years to make India self-reliant, as opposed to simply being motivated with growing our enterprise.

In doing so, we unlocked value for all those who have partnered with us, believed in us and relied on us.

This document chronicles our

'value unlocking'

for India and India Inc.



Our *Value* unlocking ethos

Our value unlocking philosophy, germinates in our mind, resides in our approach and manifests in our products and actions.

We adopted a simple strategy since inception

- 1) cherry-pick products that are being imported by India for development
- 2) leverage indigenous technology to develop and manufacture these products
- 3) deploy our intellectual capital to re-engineer designs, and processes to make our product cost-effective for our customers

Over the years, this practice has become the organisation's culture and has stood us in good stead.





...and its outcome

Currently, we are the only player in India to manufacture

- Morpholine
- Dimethylformamide (DMF)
- N-Ethyl-2-Pyrrolidone (NEP)
- N-Methyl-Pyrrolidone (NMP)
- Pharmapure Povidone
- Pharmapure Povidone (PVP K30 & PVP K25)
- Gamma Butyrolactone (GBL)

And we are among the only two Indian producers of the following products

- Methyl amines
- Ethyl amines
- Di-Methyl Acetamide (DMAC)

Also, we are the largest Indian producer of the following products

- Methylamines
- Ethylamines
- Di-Methyl Acetamide (DMAC)
- Di-Methyl Amine Hydrochloride (DMA HCL)
- Dimethylformamide (DMF)



We are the only manufacturer of Methylamines & Ethylamines in the world using indigenous (India) technology.



We continued to
unlock value for
our stakeholders in
2021-22



Our unlocking philosophy continues

We entered a new *space*

India is fully-charged to surpass its e-mobility target.

But its ambitions could face headwinds.

Dimethyl Carbonate (DMC), a chemical used predominantly in Pharma and other industries. This has an application in manufacturing Lithium Batteries.

Currently, about 8,000 tonnes of DMC land at Indian ports annually – a number which is expected to increase exponentially as the thrust on, and acceptance of e-mobility increases across the country.

We will be commissioning a new DMC & PG (Propylene Glycol) plant as part of our greenfield project (Unit IV) which makes us the sole manufacturer in India of these products. In addition to serving the domestic market, we would also be looking for export opportunities.









Our unlocking philosophy continues

We released *capacity*

Bad times are the best time. For it provides the opportunity to look inwards and improve.

Case study 1

In FY22, we had one such opportunity. We had an incident in our DMF facility in the third quarter of FY22. The plant needed to be shut down. We utilised this opportunity to undertake a process improvement exercise, which resulted in increasing our capacity from around 50 TPD to 75 TPD.

Case study 2

In the second quarter of FY22, acetic acid prices scaled up with unprecedented aggression to a new level. This gave us the opportunity to implement the

long pending project of de-bottlenecking our Acetonitrile plant from 9 TPD to 12 TPD.





For our new Acetonitrile plant (with a capacity of 50 TPD) under Phase 2 expansion of our Greenfield Project, we plan to undertake production through a new technology, which will address the adverse impact of higher prices of acetic acid.

Case study 3

We commissioned our new Ethylamines plant (part of the Phase 1 of our Greenfield Project) with a new technology. This has helped us in reducing our cost of production. And cemented our position as the undisputed leader in India in this space.




Unlocking value has been a good business philosophy

It has delivered decent growth







It has improved profitability



It has created value



Historical value

₹1,000 invested in the Company in the year 1995 would have become ₹9.70 Lakhs as on March 31, 2022 (without including dividend)

₹24,000 invested in the Company in the year 2020 would have become ₹2.78 Lakhs as on March 31, 2022 (without including dividend)

A Company that focuses on treading the *'Road less Travelled'*

Set up in 1988, Balaji Amines Limited (Balaji) is one of India's leading manufacturers of Specialty and Fine Chemicals with a specialization in manufacturing Methylamines, Ethylamines, Derivatives of Specialty Chemicals and Pharma Excipients.

Registered office in Solapur (Maharashtra, India) and Corporate Office in Hyderabad (Telangana, India). The Company has the state-of-the-art manufacturing facility near Solapur (Maharashtra, India) and Hyderabad (Telangana, India).

Balaji Amines also possesses an excellent R&D facility and pilot plants, which helps in conducting basic research and fine tune processes. Its passion for quality products is reflected in its strong global presence.

The Company is spearheaded by Mr. A. Prathap Reddy, Executive Chairman and other Members of Board. The day-to-day operations are managed by a team of 1100+ team members.

5

Plants

2,31,000

Capacity (MT)

1,100+

People

30+

Products

19%

Exports

1,918.05

Revenue (₹ crore)

81%

Domestic

1,245.01

Capital employed
(₹ crore)

9,414.12

Market capitalisation
(₹ crore)



Mission/Vision

- Maintaining our integrity in the market and excelling in all the sectors by providing quality products to our customers.
- Focus towards high-value derivatives and specialty chemicals with an aim to move up the value-chain with vertical integration.
- Develop new indigenous technology for manufacturing new products in India first time leading to lowering in manufacturing costs and improving of return ratios.



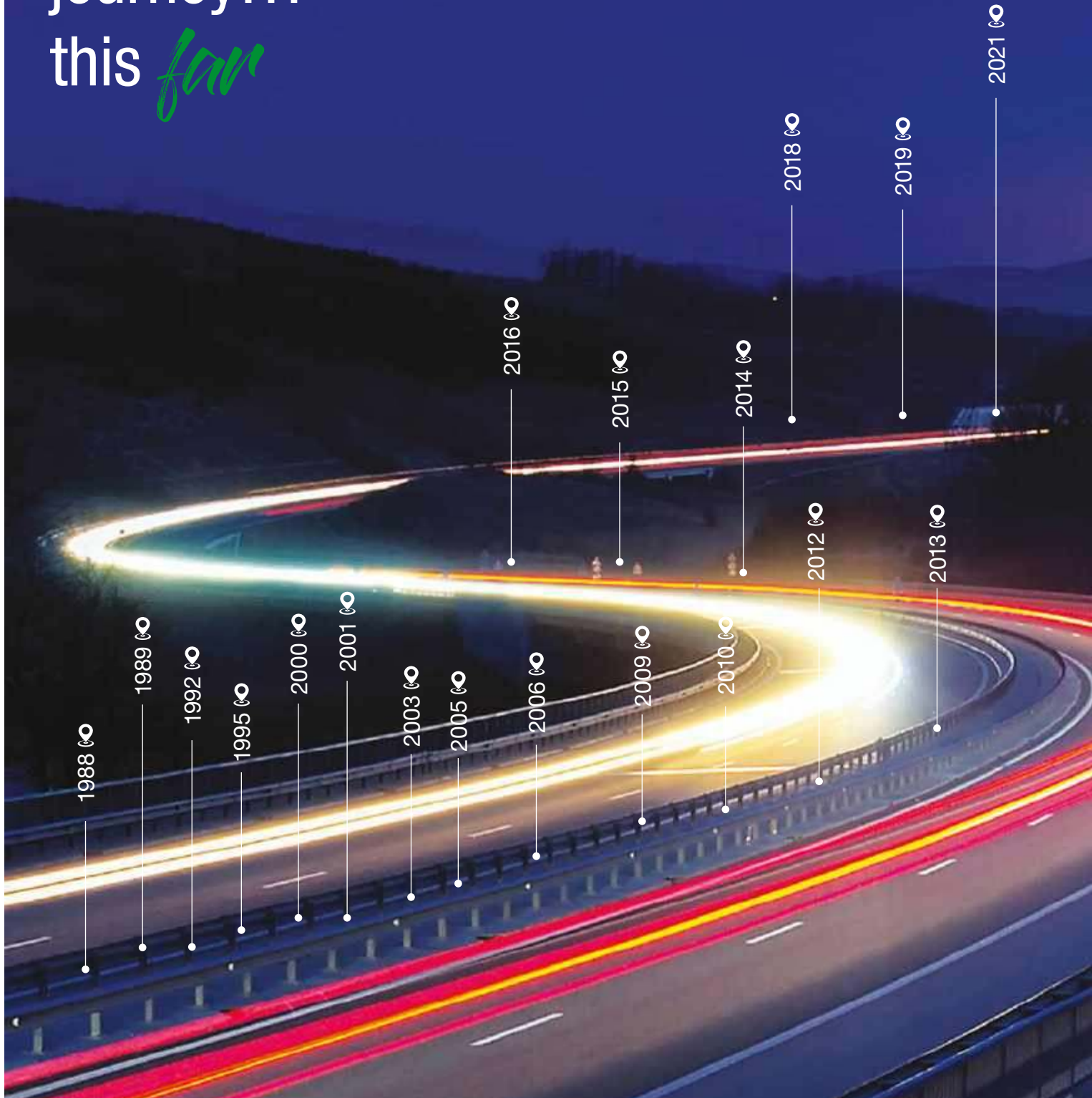
Values

- Innovating new production techniques to amplify our services, maintaining our integrity in the market and excelling in all the sectors we set our foot in are our core set of values. We abide by them and aim to continue our legacy with Integrity.
- One of our topmost priorities is to provide safety and top-notch care to our employees and develop a healthy work culture for all of them in an environments where each stakeholder is performing with excellence.

Our performance snapshot *(on Standalone basis)*

| Particulars | FY22 | FY21 | Growth (%) |
|------------------------------------|----------|----------|------------|
| Revenue (₹ crore) | 1,930.19 | 1,239.81 | 55.68 |
| EBITDA (₹ crore) | 459.35 | 338.65 | 35.64 |
| Net Profit (₹ crore) | 307.94 | 231.71 | 32.90 |
| EPS (₹) | 95.04 | 71.51 | 32.89 |
| Net Cash from Operations (₹ crore) | 232.41 | 109.87 | 111.52 |
| EBITDA margin (%) | 23.80 | 27.31 | 351 bps |
| ROCE (%) | 34.55 | 33.33 | 122 bps |

Our journey... this *four*



**1988**

Started business operations

1989

Started to produce Methyl Amines and Ethyl Amines in the following year

1992

Established an R&D Centre at Hyderabad

1995

Started manufacturing drug intermediate –Dimethyl Amine Hydrochloride

2000

Added derivatives of Methyl and Ethyl Amines to the product portfolio

2001

Certified with ISO:9001

2003

Capacity expansion of Methyl Amines

2005

Developed more specialty chemicals

2006

Founded Balaji Foundation and Research Centre for the rural population as a part of CSR activity. Became the only manufacturer of GBI, NMP, and Morpholine

2009

Secured the 'Certificate of Merit' for outstanding export by Chemexcil

2010

Installed wind turbine for generating in-house electricity in-house to start focusing on renewable energy

2012

Received "Certificate of Suitability" certification from European Directorate for the Quality Medicines & HealthCare (EDQM), Europe for our product PVPK-30.

Also received WHO-GMP certification and REACH (Registration, Evaluation, Authorisation and Restriction of Chemicals).

2013

Inaugurated the five-star hotel 'Balaji Sarovar Premiere' in October 2013

Commissioning of DMF manufacturing Plant

2014

Awarded for Balaji Sarovar Premium's 'eco-friendly Green technology'

2015

Awarded another 'Certificate of Excellence' for Balaji Sarovar Premium from the 'Trip Advisor' on the basis of customer reviews for excellent food, service and hospitality

2016

Set up a plant to manufacture Acetonitrile

2018

90 acres of land allotted in MIDC, Chincholi with Mega Project Status

2019

Set up a new plant under our subsidiary Balaji Specialty Chemicals Private Limited. The project was completed in a record 12 months and has also received Environment Clearance for Greenfield Project

Environmental Clearance received for Balaji Amines unit IV Greenfield Project

2021

Commenced operation in Greenfield Project at unit- IV



Our products

From humble beginnings as a manufacture of Methyl Amines, the Company has forged ahead into Ethyl Amines and other derivatives of Methyl Amines and Ethyl Amines leveraging in-house developed technology and processes. Continuous improvement over the years has positioned the Company as one of the low-cost producers of quality products marketed to marquee customers across sectors.



| Amines | Derivatives | Specialty Chemicals |
|--|--|---|
| <ul style="list-style-type: none"> ● Mono Methyl Amine (MMA) ● Di-Methyl Amine (DMA) ● Tri-Methyl Amine (TMA) ● Mono-Ethyle Amine (MEA) ● Di-Ethyle Amine (DEA) ● Tri-Ethyle Amine (TEA) | <ul style="list-style-type: none"> ● Mono-Methyl Amine Hydrochloride (MMA HCL) ● Di-Methyl Amine Hydrochloride (DMA HCL) ● Tri-Methyl Amine Hydrochloride (TMA HCL) ● Mono-Ethyle Amine Hydrochloride (MEA HCL) ● Di-Ethyle Amine Hydrochloride (DEA HCL) ● Tri-Ethyle Amine Hydrochloride (TEA HCL) ● Di-Methyl Acetamide(DMAC) ● Di-Methyl urea (DMU) ● Choline Chloride 60% Corn Cob (Corn Cob) ● Choline Chloride 75% (Aqueous Solution) ● Choline Chloride 98% Powder (Powder) | <ul style="list-style-type: none"> ● Morpholine ● Acetonitrile (ACN) ● Dimethylformamide (DMF) ● N-Ethyle-2-Pyrrolidone (NEP) ● 2-Pyrrolidone (2-P) ● Gamma-Butyrolactone (GBL) ● N-Methyl 2-Pyrrolidone (NMP) ● Pharmapure Povidone (PVP K30 & PVP K25) ● Di-Methyl Amino Ethanol (DMAE) ● Di-Ethyl Amino Ethanol (DEAE) |



Sectoral usage

| | | | |
|-----------------|---------------------------|---------------------------|-----------------|
| Pharmaceuticals | Agrochemicals | Paint & Resins | Animal Feed |
| Oil & Gas | Rubber Cleaning Chemicals | Water Treatment Chemicals | Dyes & Textiles |

Global presence



- The UK, • The US, • Argentina, • Canada, • Israel, • India, • Pakistan, • Bangladesh, • Oman, • Germany, • Italy, • Egypt, • South Africa, • Korea, • Taiwan, • Spain, • France, • Belgium, • The Netherlands, • Norway, • Poland, • Ukraine, • Mexico, • Brazil, • Australia, • China, • Japan, • Turkey, • Finland, • Indonesia, • Switzerland, • Sri Lanka, • Russia, • Malaysia, • Singapore, • Bahrein, • Jordan, • Guatemala, • Columbia, • Costa Rica, • Thailand, • Morocco, • Peru, • Venezuela, • Philippines, • Saudi Arabia, • Vietnam, • Ireland, • Qatar, • Slovenia, • Kuwait.





Our Competitive Moat

Diverse product portfolio

The Company enjoys an undisputed market presence in a broad range of products. It is among the top three players in India in most of the products in its basket.

Intellectual capital

The Company's intellectual capital has provided it with a unique platform – Balaji is the only company to utilise indigenous technology to manufacture Amines and allied products that cater to the requirements of diverse sectors. This coupled with the team's continuous efforts in new process development enables it to remain competitive in existing products despite the growing competitive intensity.

Infrastructure

Most of the plants are fully-automated and are controlled through DCS systems (distributed control systems) that can be managed by one single operator. This is a one-of-a-kind solution developed by the team customised to its process requirements.

Value-added products

The Company has an undying passion to move up the value-chain by developing and delivering high-value derivatives and specialty chemicals. To support this zeal, the Company continues to invest in enhancing capabilities and shoring capacities.

Large customer base

The multi-sector, multi-geography and multi-product category presence de-risks the Company from an over dependence on any one sector, geography or product. In India, it has more than 1,200 customers some of whom are sectoral leaders with a growing demand. The Company also enjoys a wide global presence in more than 50 nations. Moreover, it is a leading player for its products in the geographies of its presence.

Care of the Earth

The Company has pledged to contribute to environmental well-being by reducing and reusing the fresh water used at its manufacturing facilities. This approach has transformed all its facilities into zero liquid discharge units.

22.21%

Revenue
5-yr CAGR

24.12%

EBITDA
5-yr CAGR

28.43%

Net Profit
5-yr CAGR

26.40%

Networth
5-yr CAGR

From the Chairman's desk



We will continue to produce high-quality products which are technology driven and substitute import, for which we have been continuously undertaking expansions. This will reinforce our commitment to unlock value for our business partners in *future.*

Dear Shareholders,

It gives immense pleasure in communicating with you. Last year around this time, we were in the midst of anxiety owing to the fast spreading and increasingly fatal second wave of the pandemic. Having overcome that very trying phase with considerable pain, we have resurged smartly. For India and Indians have, time and again, demonstrated resilience to rebound smartly against headwinds.

My heart goes out to all those families who have lost their loved ones during this health crisis. My immense gratitude to the entire healthcare fraternity, other frontline workers, institutions and individuals

from all walks of life who have contributed to overcoming this very challenging phase.

FY22 was a good year for us at Balaji. We reported a healthy all-round performance in terms of growing the business during the period under review and drawing out the contours of our future road map that promises to sustain our business growth over the foreseeable future.

Business growth

We were among the very few fortunate business houses that continued to witness robust demand for our products from end-user industries even during the second wave as our products featured under the essential



category, with some of them indirectly required in medication.

With the intensity of the second wave of the pandemic tapering, demand for our products resurged which kept our facilities humming with energy. Our business progress was partially hindered by the reduced availability of Key Starting Material (KSM) to our customer owing to global supply chain disruptions that prevailed during most part of the financial year. Besides, inflationary pressures, particularly in the second half of the fiscal, impacted overall operating margins.

We ended the year with satisfying numbers. Our revenue grew by 65.08%, EBITDA by 35.64% and Net Profit by 32.90% over the previous financial year. We were aided in achieving this growth by our DMF and new Ethylamines plants which were commercialised during the year and have achieved stable operations since.

Having made good progress, we start the current year with considerable optimism in our endeavour unlock value for all our stakeholders.

We shall continue to witness improved demand across our product portfolio. The global sourcing from Indian pharma and agrochemicals industries are expected to increase on account of the 'China Plus One' business strategy being adopted by western companies. As confidence in India's capability to deliver quality products builds, demand will scale northwards.

Also, the PLI incentives provided by the Government gives considerable impetus to specialty chemicals, pharmaceutical and agrochemical industries to undertake sizeable capex which will allow India to capitalise on this large opportunities. The combination of these factors should

cascade into healthy demand for our products.

In keeping with this reality, our thrust will be on expanding our portfolio of key derivative products alongside entering newer specialty chemicals to gain from both vertical integration and operating efficiencies. We are working on both aspects, putting in place the requisite building blocks, which should strengthen our growth momentum going forward.

We are setting up a plant for manufacturing of Di Methyl Carbonate (DMC) & Propylene Glycol (PG) [under Phase 1 of our 90-acre Greenfield Project (Unit IV)] which will be operational in FY23. DMC is an import-substitute used for making Polycarbonate, apart from this DMC and PG are widely used in pharma and other Specialty chemical industries. The consumption of DMC and PG are expected to grow exponentially in India backed by various applications across the sectors. Moreover, there is an encouraging scope for exporting DMC to other global markets. The unit's capacity of DMC is 15,000 TPA and that of Propylene Glycol is 15,000 TPA.

In addition to this, we have substantial capex plans (₹300-350 crore) which will be initiated over FY23 and FY24 and are expected to commence production between mid FY24 till end of FY25.

- 1) New N-Butylamine plant with a capacity of 15,000 TPA
- 2) Acetonitrile plant with a capacity of 15,000 TPA
- 3) Methylamine plant with a capacity of 40,000 TPA
- 4) DMF plant with a capacity of 30,000 TPA

These units, when commissioned, will further strengthen our position in our business space.

We also plan to steadily expand our reach in the global market over the medium to long-term, given the eagerness of global companies to reduce their exposure to Chinese suppliers.

In closing

We will continue to produce high-quality products which substitute imports, for which we have been continuously undertaking expansions. This will only reinforce our commitment to unlock value. My personal focus will be on improving the quality of business. This means improving our products, our technology and processes and our customer service to increasingly unlock value for our customers.

I take this opportunity to thank my colleagues on the Board for their knowledge and guidance in drawing the contours of our strategy and helping the Company course correct to align with sectoral realities. I would also like to thank the entire team for their unwavering dedication and tireless efforts in elevating the Company's position in our business space. I express my gratitude to all other stakeholders for their support and belief in our journey. We continue to solicit your support as we journey towards our ambitious goal.

Stay safe. Stay healthy.

Warm regards,

A. Prathap Reddy
Executive Chairman

Management Discussion & Analysis

An economic overview



World economy

Resurgence was the single theme that played through 2021 across the world despite multiple waves of the pandemic which put significant roadblocks on the path to economic progress. The global economy grew by 5.5% in 2021 after a 3.4% contraction in 2020.

While the economies of developed nations made considerable progress in recovering from the pandemic owing to sizeable fiscal stimulus and vaccination drives, economies in transition faced headwinds from time to time, positioning their growth in the unstable zone.

The major drivers of this growth were an increase in output, improved consumer spending, higher

investments, and an unprecedented increase in trade of goods, exceeding pre-pandemic trade levels.

As per the United Nations Conference on Trade and Development, the overall value of global trade reached a record level of US\$28.5 trillion in 2021 which was 13% higher than 2019, the year before the Covid-19 pandemic. According to United Nations Industrial Development Organisation, global manufacturing production increased by 9.4% in 2021, after a pandemic-related drop of 4.2% in 2020.

The world's economic progress was thwarted by the spread of Omicron, although its impact was short-lived.

Outlook: The outlook is clouded by the ongoing geopolitical tension between Russia and Ukraine. Disruptions, sanctions and higher

commodity, fuel and food prices bear the potential of troubling global value chains. Global supplies are at risk and seem unlikely to be rescinded any time soon. The world economy is expected to slow a little with the GDP growth expected to drop to 4.1% in 2022.

Indian economy

Shadowing the global economic trend, India too registered a smart rebound to register a stellar economic growth with the GDP scaling by 8.9% in FY22 against a contraction of 6.6% in FY21. This resurgence positioned India as the fastest growing major economy in the world.

The economic resurgence was fueled by timely fiscal and policy-led support by the Government, vaccination drives across urban, semi-urban and rural India and supported by the private



sector which continued to operate while adhering to Covid-protocols and restrictions.

What was important is that the economic growth was holistic with every segment making a handsome contribution to the economic resurgence. Agriculture and allied services increased by 3.9%, the Industrial segment increased by 11.8% as did the services sector which grew by 8.2%. Majority of the High-Performance Indicators crossed their pre-covid benchmark which reflected a more wholistic economic recovery.

Some of the other positives for FY22 were:

- India's merchandise exports increased to a record \$419.65 billion, but imports increased higher to

\$611.89 billion, leaving a deficit of \$192.24 billion

- India's total tax revenue in FY22 scaled by 34% to ₹27.07 lakh crore in FY22 – it was even higher than the budget estimate for FY22
- India's sovereign rating outlook by Moody's to "Stable" from "Negative" and affirmed the country's rating at "Baa3"

The growth-oriented and pro-development, Union Budget 2022-23 drew the contours of a progressive India for the next 25 years driven by a massive spend on infrastructure – it significantly uplifted the spirits of India Inc and every Indian.

However, even as India was poised to sustain its growth momentum well into FY23, geo-political tension and

the stringent sanctions have impacted the global supply chain. This has resulted in a flare up in fuel, food and commodity prices. As such, the Government, to protect the nation from the adversities in the aftermath of war, had to undertake some to protectionist measures.

Outlook: In keeping with the prevailing volatility and inflationary pressures, the Government has had to rework on its estimates keeping in view all possibilities of the on-going war, its duration and its impact on Indian economy. The Reserve Bank of India has reduced its estimate for the India's GDP growth in FY23 – to 7.2% from the earlier 7.8%.

Indian Specialty Chemical Industry

Globally, the specialty chemical space is expected to witness healthy growth over the medium-term driven by growing demand from the Asian markets. Close to about a fifth of the overall chemical market, the specialty chemical industry is expected to grow from US\$840 bn-plus to about US\$1.2 trillion by 2025.

China, the leader in this space, is facing headwinds in recent times owing to stringent environment regulations, labour laws and the more recent pandemic apart from spiraling costs. As such, global majors are focused on broad-basing their vendor base. This trend is expected to open considerable opportunities for Indian players.

India occupies an important position in the global supply chain space, developing and delivering products across the world to leading global chemical majors. In the last five years (FY16-20) specialty chemicals accounted for more than 50% of total chemical exports from India.

India is expected to be major beneficiary of this strategic shift transpiring across the globe as it has established itself as a dependable supplier of quality products. As such experts suggest that the Indian specialty chemical market will grow at a 9% CAGR (FY20-26) against an estimated growth of 5.6% across the globe over the same period.

Indian Amines space

Amines are primarily derivatives of ammonia. If one or more than one hydrogen is replaced with alkyl substituents, then it is called Alkyl Amine. Based on the type, Alkyl Amine is segmented into Methyl Amine and Higher Alkyl Amines (Ethyl Amines, Propyl Amines, Butyl Amines and Cyclohexyl Amines). The end-use markets for Alkyl Amines include rubber processing, solvents, agrochemicals, explosives, pharmaceuticals, food additives, paper chemicals and water treatment, among others.

The amines market in Asia-Pacific (APAC) is expected to grow by USD\$ 4.69 billion from 2021 to 2026 progressing at a CAGR of 9.58% as per the estimates of Technavio. This growth will be driven by increasing compound applications from several industries and the rising demand from Pharma, Agrochemicals, personal care and cosmetic industries

The Chinese Government's clampdown on polluting industries and shutting down of many smaller units have created a disruptive discrepancy between demand and supply. This curb on polluting companies has prompted Indian Pharma and Agrochemical companies to depend on local Indian suppliers. Also, other countries which used to import from China are considering India as a preferred nation thereby adding to the export revenue of the Indian Amine industry.

Company overview

Balaji Amines is a leading name in India's Aliphatic Amines & Specialty chemicals sector. Recognised for its ability to offer a superior value-proposition to its customers, the Company's products find acceptance with leading global companies across the globe.

The Company's state-of-the-art manufacturing facilities near Solapur (Maharashtra state, India), and Hyderabad (Telangana India) are fully equipped with the cutting-edge technology and computer-controlled, fully automated operating systems. Its manufacturing capability is ably supported by its R&D competence which assists the Company in developing import-substitute products and novel processes that optimise the cost of manufacture and improve quality of existing products.

Balaji has clients across different segments like pharmaceuticals, agrochemicals, paints, textiles, water treatment etc. Exports account for more than 20% of its overall revenue.



Financial performance

(Commentary based on Consolidated Financials)

Revenue from Operations for FY22 stood at ₹2,327.60 crore, up by 76.66%, as compared to ₹1,317.53 crore in FY21. The revenue growth was on account of improved volume offtake (total volumes stood at 115,349 MT for FY22 against 106,057 MT in FY21) better capacity utilisation.

EBITDA for FY22 was ₹637.39 crore, up by 68.04%, as compared to ₹379.30 crore in FY21. EBITDA margin dropped marginally in FY22 to 27.38% from 28.79% in FY21. Despite the difficult inflationary environment, the Company was able to limit the fall due to better operating leverage on account of increase in volume and improved price realisation for some of its products.


Net Profit for the year stood at ₹417.90 crore against ₹243.50 crore – a jump of 71.62%. On a standalone basis, Balaji Amines is a zero-debt company. On a consolidated basis, its gross debt stood at ₹100.64 crore and net debt stood at ₹49.08 crore as on 31st March 2022.

| Key ratios | FY22 | FY21 | Change (%) |
|-----------------------------|-------|-------|------------|
| Current Ratio | 2.47 | 2.43 | 1 |
| Debtors Turnover | 5.41 | 5.30 | 2 |
| Inventory Turnover | 12.85 | 13.05 | (2) |
| Debt-Equity Ratio | - | - | NA |
| Interest Coverage Ratio | 61.10 | 59.10 | 3 |
| Operating Profit Margin (%) | 28.67 | 32.51 | (12) |
| Net Profit Margin (%) | 16.05 | 18.87 | (15) |
| Return on Net Worth (%) | 25.83 | 25.82 | 0 |

Product wise performance

| Particulars | As at 31 st March, 2022 | | As at 31 st March, 2021 | | Growth (%) |
|-----------------------|------------------------------------|------------------|------------------------------------|------------------|------------|
| | Quantity (MT) | Amount (₹ crore) | Quantity (MT) | Amount (₹ crore) | |
| Aliphatic Amines | 24,999 | 367.68 | 18,728 | 234.06 | 57.09 |
| Specialty Chemicals | 36,010 | 1,005.88 | 37,102 | 533.89 | 88.41 |
| Derivatives of Amines | 37,171 | 523.29 | 38,857 | 449.05 | 16.53 |
| Total | 98,180 | 1,896.85 | 94,687 | 1,217.00 | 55.86 |

Revenue from Aliphatic Amines products in FY22 was ₹367.68 crore against ₹234.06 crore in FY21 - up by 57.09% Revenue from Specialty Chemicals stood at ₹1,005.88 crore in FY22 - up by 88.41% - against ₹533.89 crore in FY21. Revenue from Derivatives of Amines increased by 16.53% from ₹449.05 crore in FY21 to ₹523.29 crore in FY22.



Expansion plans

As a proactive enterprise, the Company has planned a capex blueprint which includes 1) increase its presence in existing products through debottlenecking and technology upgradation and 2) enter new spaces that hold promise for sustained long-term growth.

DMF Debottlenecking: As a result of the completion of the debottlenecking exercise, the capacity utilisation of this plant has increased substantially, the full impact of which is likely to be visible in the next financial year. The Company expects the capacity utilisation of DMF plant to increase to ~75% in FY23 from ~42% in FY22.

DMC plant: Capex for the DMC plant under Phase 1 of our 90-acre Greenfield Project (Unit IV) is almost complete and the Company looks forward to commencing operations by the end of Q1FY23. With some refinements in the manufacturing process, this plant will have capacity to manufacture about 15,000 tons of DMC per annum. This will also result in an annual production capacity of 15,000 tons per annum of Propylene Glycol. The Company would be the sole manufacturer of DMC in India and currently the annual domestic demand stands at about 8,000 to 9,000 tons which is completely met by imports.

Future plans: The Company will initiate the following capex initiatives in FY23-24:

- 1) A new N-Butylamine plant with a capacity of 15,000 TPA
- 2) An acetonitrile plant with a capacity of 15,000 TPA
- 3) A methylamine plant with a capacity of 40,000 TPA
- 4) A DMF plant with a capacity of 30,000 TPA

The total capex is estimated to be about ₹300-350 crore. The production of above plants will commence between mid FY24 till end of FY25.

Hotel division

Balaji Sarovar Premiere represents the Company's foray in the hospitality space. Established in 2013 at Solapur, this 129-key property is managed by the Sarovar Group on a management fee + revenue-sharing model.

The Solapur city is located in the south-western region of India, and it shares its border with Karnataka. This city is located on major highway, rail routes between Mumbai, Pune, Bengaluru and Hyderabad, which provide a great connectivity to the city. Besides, with the presence of many corporates in the region, the hotel occupancy rates tend to remain higher.

The hotel segment contributes ~2% to the Company's consolidated revenue.



Another pioneering effort

The reactor installed at the facility is unique for its creation. This is the first instance of such a reactor being assembled, for it was done by conducting simulation of all design parameters such as selecting best metallurgy, operating parameters, process parameters and how it behaves under certain catalytic reactions. The reactor is operating seamlessly in high temperature with high pressure.

Balaji Specialty Chemical Limited (BSCL), our subsidiary

Incorporated in 2010, Balaji Specialty Chemicals Limited (BSCL), a subsidiary of Balaji Amines Limited, is the sole manufacturer in India for niche chemicals such as Ethylenediamine (EDA), Piperazine (PIP), Diethylenetriamine (DETA) and Aminoethylpiperazine etc., the products have REACH Certification from Europe for exports.

These products cater to diverse and high-growth industries like Specialty Chemicals, Agrochemicals, Pharma, Oil Well Drilling, Paints & Coatings, Rubber Processing, Textile Industries, Plastic Lubricants, Elastomeric Fibres, Bleach Activator, Fungicides, Lube Oil Additives, etc.

The Company has a state-of-the-art manufacturing facility located on an 11-acre plot at Solapur, Maharashtra which is proximate to major highway and rail routes between Mumbai, Pune, Bangalore and Hyderabad. The facility has installed capacity of 30,000 MTPA and an in-house ETP which positions the facility as a Zero-Liquid Discharge unit. The reactor installed at the unit is unique for its operating parameters and par excellence in its capabilities. It operates seamlessly in high temperature and high pressure.

About 25% of the Company's revenue accrues from exports to regulated and developing nations such as the US, Europe, China, Turkey, Korea, Malaysia, Kuwait etc.

In FY22, the Company reported a stellar performance as demand for its product increased significantly from domestic and global customers. It will help in strengthening price realisation. As a result, business profits and profitability shall scales higher.

Unavailability of key raw materials dissuaded the Company from

operating the plant at full capacity in FY22. However, the supply bottlenecks have eased, and the Company expects to substantially increase the utilisation levels in FY23. The Company also aims to increase the share of exports to about 30% going forward from about 25% in FY22.

| Particulars | ₹ in Crore | |
|---------------------------------------|------------|--------|
| | FY22 | FY21 |
| Total Revenue | 516 | 181 |
| Cost of goods sold | 265 | 105 |
| Gross Profit | 251 | 76 |
| Gross Margin (%) | 49 | 42 |
| Employee Expense | 3 | 2 |
| Other Expense | 65 | 27 |
| EBITDA | 183 | 47 |
| EBITDA (%) | 35 | 26 |
| Depreciation | 13 | 11 |
| Finance Cost | 15 | 19 |
| PBT | 155 | 17 |
| Tax | 45 | 5 |
| PAT | 110 | 12 |
| Net worth | 190 | 80 |
| Total Debt | 167 | 204 |
| Cash and Bank | 3 | 2 |
| Net Block | 187.87 | 200.30 |
| Return on Equity (ROE) (%) | 58 | 15 |
| Return on Capital Employed (ROCE) (%) | 46 | 13 |



Human resource

Balaji is cognizant of the role of its intellectual capital in its successful journey this far. As such the Company has created a conducive environment for its people to grow professionally. The employees are sufficiently empowered, which inspires them to channelise their talent and unlock their true potential in accomplishing the set goals for the organisation.

Balaji's care for its people was reflected during the multiple waves of the pandemic during FY22. The

Leadership connected with team members to allay fears and motivate them. The HR team ensured that Covid-related protocols were strictly adhered to even as business operations continued and ensured all the communities were vaccinated so that the Company's staff and their family are safe and secure

Internal Control Systems and their Adequacy

Your Company has appropriate internal control systems for business processes, efficiency in its operations,

and compliance with all the applicable laws and regulations. Regular internal checks and audits ensure that the responsibilities are being effectively executed. The Company conducts In-depth review of internal controls, accounting procedures and adherence to Company policies. Your Company has adopted adequate internal control and audit systems commensurate with its size and nature of business.



Risk management

Business is all about taking risks with the objective of capitalising on emerging opportunities. As such, Balaji takes calculated risks in identifying the products and processes which are commensurate with present industry standards. The Company identifies risks which could impact business operations and address them ahead of time leveraging root cause analysis.

The Company focuses on early identification of probable risks based on the dynamic and evolving external ecosystem and believes in mitigating risk early with the objective of minimising business disruptions. The Audit Committee and Management team work in tandem to identify the risks and mitigate them. Following are some of the risks and mitigatory responses for the Company:

1) Economic risk

A slowdown in economic progress would impact the Company's business prospects.

Mitigation measure: The Company has a strong presence in domestic and international markets – wide spread usage of its products mitigate the risk; it is not entirely dependent on the progress of a single economy. A slowdown in any one nation will not significantly impact the prospects of the Company.

2) Competition risk

Competitive intensity could impact business profitability.

Mitigation measure: Balaji, since inception, has focused on developing products that are import-substitutes. As such it has created market spaces which did not exist hitherto. Further, it continued to improve its processes to strengthen its competitive edge.

For half a dozen products, Balaji is the only manufacturer in India. This planning has ensured that Balaji remains relevant to its customers who are from varied industries.

3) Raw material risk

Non-availability of key inputs could impact the Company's operations and customer commitments.

Mitigation measure: The Company maintains sufficient stock of all key inputs used in the manufacturing process. Additionally, it enjoys healthy business relations with all its vendors for decades. This facilitates in securing the required quantity of inputs.

4) Cost risk

A sudden spike in input costs (some of which are crude/Gas oil derivatives) could dampen business profitability.

Mitigation measure: This would impact the industry. Balaji would not be an exception; Balaji will be passing on the incremental costs to its customers with a minimum lag so that it will not impact the profitability. Where the Company stands out is its ability in reducing cost of manufacture through technology and process improvements. This niche allows the Company to stand out of the crowd.

5) Environment risk

The Company's business operations could adversely impact the environment.

Mitigation measure: Environment management has been an important priority for the Company. It has, over its multi-decadal journey ensures that its environment standards are well within those prescribed by the Pollution Control Board. It has invested in infrastructure, systems and processes to have as a zero-liquid discharge facility.



Material Developments in Human Resources/Industrial Relations front. Development including number of people employed

BAL considers its human resource as the major strength to achieve its objectives. Keeping this in view, the Company undertakes all the care to attract new talent, provide all the necessary trainings, while retaining well-qualified and deserving employees. Owing to the current pandemic, BAL has adopted all the necessary measures required to keep the employees safe. The employees are sufficiently empowered, and the Company provides friendly environment workplace that inspires them to channelise their talent and unlock the potential, which leads to higher performance levels. BAL appreciates the contribution of its dedicated team with accolades being showered year-round.

Disclosure of Accounting Treatment

The financial statements have been prepared in accordance with all applicable accounting standards.

Disclaimer

Statement made in the Management Discussion and Analysis describing the Company's objectives, projections, estimates, expectations may be 'forward looking statements' within the meaning of applicable laws and regulations. Actual results could differ from those expressed or implied. Important factors that could make a difference to the Company's operations include economic conditions affecting demand supply and price conditions in the domestic and overseas markets in which the Company operates, changes in the government regulations, tax laws, other statutes and other incidental factors. These forward-looking statements represent only the Company's current intentions, beliefs or expectations, and any forward-looking statement speaks only as of the date on which it was made. The Company assumes no obligation to revise or update any forward-looking statements, whether because of new information, future events, or otherwise.



Distribution of RNA Covid -19 testing machine to Dr. Babasaheb Ambedkar University, Osmanabad



Distribution of highflow O₂ therapy machine – 2 and bipap machine 1 to ESIS Hospital, Solapur on 20.01.2022



Set-up of ME- Electrical Cremation Furnace of cost of ₹1.05 Crore on 26.01.2022



Constructed science laboratory for Shivprabhu Madyamik Prashalava Kanishtha Mahavidyalay Akkolekati Tal North Solapur on 14.12.2021



Donated ₹1 Crore to CM Relief Fund towards helping for flood affected victims on 26.07.2021

Environment, Social & Governance

Ethical and responsible businesses are the one who are most likely to withstand the innumerable headwinds that continue to thwart business progress. The headwinds of tomorrow are not the same as those that impacted business a few years ago.

Climate change is the buzz word across the world – in political circles and economic and business forums.

Countries and companies have articulated their aspiration to transition to a Net Carbon Zero position over the coming years.

Hence, comprehensive concern and responsibility of the Environment has become a business mandate. As a result, Environmental, Social and Governance (ESG) has emerged as a business imperative for sustained



success. In today's world, it is used as a yardstick by investors for screening companies and encourages organisations to act responsibly. Investors seek to ensure that the Company is taking prudent strategic decisions that pass the ESG filters.

As a responsible organisation, Balaji, since inception, has built its organisation pillared on Environmental, Social and Governance. Every strategic decision is taken after it successfully clears these three aspects.

Environment

Though, the Company deals in chemicals. The overall business of Balaji's focus has been the immediate impact on the environment, health and safety of our employees, stakeholders is minimally cognizant of this responsibility, the Company has established strong systems and processes to mitigate these risks. Its stringent processes and systems, have ensured that the Company has always complied with the demanding standards of the National & Global Environmental objectives.

Social

As an organisation, Balaji is committed to contributing to the well-being of communities and societies and the stakeholders. The Company focuses on supporting economically weaker sections of the society through its CSR activities in improving Rural infrastructure, education, healthcare and livelihood which is crucial to the business and the society at large.

1) Education

The Company understands that education infuses the ability of innovation and adaptability on which the future depends. In keeping with this belief, the Company generously contributes to the educational institutes in the Solapur, Osmanabad and Medak district areas. Where the facilities are set up. It provides notebooks, library books, benches, desks, water filters R/O system, toilet

blocks, laboratory equipment, provide funds for the construction of school buildings and other required furniture set up.

It also provides projectors and computers to promote e-learning. Deserving underprivileged students are awarded scholarships. Some of the district level and international conferences, educational lectures, and seminars are sponsored by Balaji. Students of the above districts are encouraged to participate in various academic and sports related competitions. The Company assists star sports persons of this region to prepare for the State or National level sports.

2) Healthcare

In the healthcare realm, Balaji shoulders the medical expenses of underprivileged patients. They have established health centres, camps etc., to provide access of medical assistance to emergency patients and the underprivileged sections of society. The Company arranges and funds regular free health camps (including eye/dental checkups) in remote areas. The Company provides dustbins and funds the construction of toilet blocks around the Solapur and Osmanabad districts to ensure proper health and hygiene is taken care of.

Balaji also facilitated and funded the installation of large water tanks, which is done to provide relief to communities in Solapur and Osmanabad districts – they did not have sufficient access to water resources. Additionally, the Company also provided water for the livestock in this region during summer.

3) Community Service

The organisation contributes to orphanages situated in and around Solapur. It provides financial support to several homeless people to improve their living conditions. Furthermore, the Company has donated wheelchairs for senior citizens at Solapur Railway Station.

4) Conservation of Natural Resources

The government of Maharashtra introduced a strategy for water conservation named 'Jalyukt Shivar Abhiyan' with an aim to make the state drought-free. Balaji strategised to become part of this initiative. The key aim of Jalyukta Shivar Abhiyan is to establish the belief in the farming community that 'every drop of rainwater is owned by them, and it should percolate in their land'. With respect to this view, the Company started this mission by way of deepening and widening of Nallas (drains, rivulets) since 2015. So far, we have completed work in more than 27 villages and have been partners in creating large storage of water to the tune of 300 TCM (30 Crores litres).

5) Rural Development

Balaji Amines has preferred with an NGO to set up Ekalavya Centre for organic agriculture, research and training Centre at Gungurti, Tandur Mandal, Vikarabad District, in Telangana. The Company has provided infrastructure facilities as a part of its smart village development by constructing roads and providing cement poles, streetlights, and surface drainage facilities to various villages.

The Company supplied garbage containers to some of the Villages in Solapur and Osmanabad districts to support the "Swatch Bharat Abhiyan". It also provided containers and dumper placer for waste management of the Municipal Corporation of Solapur/ Osmanabad districts.

Governance

Balaji Amines ensures an appropriate and transparent decision-making process. The Company has put in place a robust and relevant Corporate Governance framework that helps it in stakeholder welfare along with profit maximisation. The Board steers and sets the Group's direction and brings independent, informed and effective judgement and leadership to bear on material decisions reserved for the Board.

Board of *Directors*



Mr. A. Prathap Reddy
Executive Chairman and
Whole-time Director



Mr. D. Ram Reddy
Managing Director



Mr. N. Rajeshwar Reddy
Joint Managing Director



Mr. G. Hemanth Reddy
Whole-time Director & CFO



Mr. A. Srinivas Reddy
Whole-time Director



Mr. T. Naveena Chandra
Independent Director



**Mr. Amarender Reddy
Munipuri**
Independent Director



Mrs. Vimala B. Madon
Independent Director



**Mr. Chavali
Satyanarayana Murthy**
Independent Director



**Mr. Kashinath Revappa
Dhole**
Independent Director



Awards & Accolades



Balaji Amines Limited is a Winner for the Award for Excellence in Sub-Sector in Speciality Chemicals at India@75 : Chemical and Petrochemical Industry Awards, 2021 by FICCI (Federation of Indian Chambers of Commerce and Industry)



Balaji Speciality Chemicals Limited, Subsidiary Company as a Joint Runner-Up for Award for Leading Company Contributing Towards Atmanirbhar Bharat in Chemicals at India@75: Chemical and Petrochemical Industry Awards, 2021 by FICCI (Federation of Indian Chambers of Commerce and Industry)

NOTICE

Notice is hereby given that the 34th Annual General Meeting of Balaji Amines Limited will be held on Wednesday, 29th June, 2022 at 12.00 Noon IST through Video Conference ("VC")/ Other Audio-Visual Means ("OAVM") facility to transact the following business:

ORDINARY BUSINESS: -

1. To receive, consider and adopt the Audited Financial Statements, including Audited Consolidated Financial Statements of the Company for the Financial Year ended 31st March, 2022 and the Reports of the Board of Directors and Auditors thereon.
2. To declare dividend of ₹6 per Equity Share for the Financial Year 2021-22.
3. To appoint a Director in place of Mr. N. Rajeshwar Reddy (DIN: 00003854), who retires by rotation and, being eligible, offers himself for re-appointment.
4. To appoint Statutory Auditors of the Company:

"RESOLVED THAT pursuant to provisions of Section 139 and 141 and 142 of Companies Act, 2013, Companies (Audit and Auditors) Rules, 2014 and other applicable provisions of Companies Act, 2013 and the consent of the shareholders of the Company be and is hereby accorded for appointment of M/s. M. Anandam & Co, Chartered Accountants, (Firm Registration No. 000125S) as Statutory Auditors of the Company for a period of 5 years from the conclusion of 34th Annual General Meeting of the Company till the conclusion of 39th Annual General Meeting of the Company."

SPECIAL BUSINESS: -

5. Ratification of Remuneration to Cost Auditors

To consider and, if thought fit to pass with or without modification, the following as an Ordinary Resolution:

"RESOLVED THAT pursuant to the provisions of Section 148(3) of the Companies Act, 2013 and Rule 6(2) and 6(3A) of the Companies (Cost Records and Audit) Rules, 2014 and other applicable provisions of the Companies Act, 2013 read with rules made thereunder including any statutory modification(s) or re-enactment thereof for the time being in force, the members of the Company be and is hereby ratify remuneration of ₹75,000/- (Rupees Seventy

Five Thousand Only) excluding applicable Tax payable to Mr. Narayan D. Dontul, Cost Accountants for the financial year 2021-22, who are appointed by the Board of Directors as Cost Auditors of the Company to fill the casual vacancy caused by sad demise of Mr. N.V.S. Kapardhi, Practising Cost Accountant, Hyderabad (FRN No. 100231), to conduct cost audit relating to cost records of the Company for the financial year ending 31st March, 2022.

6. Ratification of Remuneration to Cost Auditors for the Financial Year 2022-23

To consider and, if thought fit to pass with or without modification, the following as an Ordinary Resolution:

"RESOLVED THAT pursuant to the provisions of Section 148 and other applicable provisions, if any, of the Companies Act, 2013 and the Companies (Audit and Auditors) Rules, 2014 [including any statutory modification(s) or amendment(s) thereto or reenactment(s) thereof, for the time being in force] and pursuant to the recommendation of Audit Committee, the remuneration payable to Mr. Narayan D. Dontul, Cost Accountants, Solapur, (FRN No. 100224), appointed by the Board of Directors of the Company as Cost Auditors to conduct the audit of the cost records of the Company for the Financial year ended 31st March, 2023, amounting to ₹75000/- (Rupees Twenty Five Thousand only) (plus GST and reimbursement of out of pocket expenses) be and is hereby ratified.

RESOLVED FURTHER THAT the Board of Directors of the Company be and are hereby authorised to do all such acts, deeds, matters and things and to take all such steps as may be required in this connection including seeking all necessary approvals to give effect to this Resolution and to settle any questions, difficulties or doubts that may arise in this regard."

**By Order of the Board
For Balaji Amines Limited**

Sd/-

Lakhan Dargad

**Company Secretary & Compliance Officer
ICSI Membership No. A52571**

Date: 11th May, 2022

Place: Solapur



NOTES FOR MEMBERS

1. In view of the massive outbreak of the COVID-19 pandemic, social distancing is a norm to be followed and pursuant to the Circular No. 14/2020 dated 8th April, 2020, Circular No.17/2020 dated 13th April, 2020 issued by the Ministry of Corporate Affairs followed by Circular No. 20/2020 dated 5th May, 2020 and Circular No. 02/2021 dated 13th January, 2021, Circular No. 21/2021 dated 14th December, 2021, Circular No. 3/2022 dated 5th May, 2022 and all other relevant circulars issued from time to time, physical attendance of the Members to the general meeting venue is not required and general meeting be held through video conferencing (VC) or other audio visual means (OAVM). Hence, Members can attend and participate in the ensuing AGM through VC/OAVM.
2. Institutional / Corporate Shareholders (i.e. other than individuals / HUF, NRI, etc.) are required to send a scanned copy of its Board or governing body Resolution/ Authorization etc., authorizing its representative to attend the AGM through VC/OAVM on its behalf and to vote through remote e-voting. The said Resolution/Authorization shall be sent to the Scrutinizer by email through its registered email address to suryacorporatelawyer@gmail.com or cs@balajiamines.com with a copy marked to evoting@nsdl.co.in
3. The Explanatory Statement as required under section 102 of the Companies Act, 2013 is annexed hereto.
4. Pursuant to the provisions of the Act, a Member entitled to attend and vote at the AGM is entitled to appoint a proxy to attend and vote on his/her behalf and the proxy need not be a Member of the Company. Since this AGM is being held pursuant to the MCA Circulars through VC/OAVM, physical attendance of Members has been dispensed with. Accordingly, the facility for appointment of proxies by the Members will not be available for the AGM and hence the Proxy Form and Attendance Slip are not annexed to this Notice. However, the Body Corporates are entitled to appoint authorised representatives to attend the AGM through VC/OAVM and participate there at and cast their votes through e-voting.
5. The Register of Members and Transfer Books of the Company will be closed from Thursday, 23rd June, 2022 to Wednesday, 29th June, 2022 (both days inclusive).
6. Members are requested to note that dividends not encashed or remaining unclaimed for a period of 7 (seven) years from the date of transfer to the Company's Unpaid Dividend Account, shall be transferred to the Investor Education and Protection Fund ("IEPF") established by the Central Government. Further pursuant to the provisions of Section 124 of the Companies Act, 2013 read with IEPF Rules, all shares on which dividend has not been paid or claimed for seven consecutive years or more shall be transferred to IEPF Authority as notified by the Ministry of Corporate Affairs.

In accordance with the aforesaid IEPF Rules, the Company has also published notice in newspapers regarding proposed transfer of shares to IEPF Authority. The shareholders whose dividend/shares is/will be transferred to the IEPF Authority can claim the same from the IEPF Authority by following the procedure as detailed on the website of IEPF Authority at www.iepf.gov.in

Members who have not yet encashed the dividend warrants from the financial year ended 31st March 2015 onwards are requested to forward their claims to the Company's Registrar and Share Transfer Agents without any further delay. It is in Members' interest to claim any un-encashed dividends and for future, opt for Electronic Clearing Service, so that dividends paid by the Company are credited to the Members' account on time
7. It may be noted that once the unclaimed dividend is transferred to IEPF as above, no claim shall rest with the Company in respect of such amount. It may also be noted that the unclaimed dividend amount which were lying with the Company upto and in respect of the year ended on 31st March 2014, have already been transferred to IEPF. The details of the unclaimed dividends are available on the Company's website at www.balajiamines.com and on the website of IEPF Authority at www.iepf.gov.in Members are requested to contact the Company's Registrar and Share Transfer Agent or the Company to claim the unclaimed/unpaid dividends.
7. Members can avail the facility of nomination in respect of shares held by them in physical form pursuant to the provisions of Section 72 of the Companies Act, 2013. Members desiring to avail this facility may send their nomination in the prescribed Form No. SH-13 duly filled in to RTA of the Company. Members holding shares in electronic form may contact their respective Depository Participants for availing this facility.
8. The Securities and Exchange Board of India (SEBI) has made it mandatory for all companies to use the bank account details furnished by the Depositories and the bank account details maintained by the Registrar and Transfer Agents for payment of dividend to Members electronically. The Company has extended the facility of electronic credit of dividend directly to the respective bank accounts of the Member(s) through the Electronic Clearing Service (ECS)/ National Electronic Clearing Service (NECS)/Real Time Gross Settlement (RTGS)/Direct Credit, etc. As directed by SEBI, the Members holding shares in physical form are requested to submit particulars of their bank account along with the original cancelled cheque bearing the name of the Member to RTA/Company to update their Bank

Account details. Members holding shares in demat form are requested to update their Bank Account details with their respective Depository Participant.

9. SEBI has decided that securities of listed companies can be transferred only in dematerialised form. In view of the above and to avail various benefits of dematerialisation, Members are advised to dematerialise the shares held by them in physical form.
10. Pursuant to Sections 101 and 136 of the Companies Act, 2013 read with the Rules framed thereunder and the MCA Circulars, the Notice calling the Annual General Meeting along with the Annual Report 2021-22 would be sent by electronic mode to those Members whose e-mail addresses are registered with the Depository or the Company/RTA, unless the Members have requested for a physical copy of the same. Members are requested to support this Green Initiative by registering/ updating their e-mail addresses with the Depository Participant (in case of Shares held in dematerialised form) or with RTA (in case of Shares held in physical form). For any communication, the Members may also send requests to the Company's email id: cs@balajiamines.com.
11. In line with the Ministry of Corporate Affairs (MCA) Circular No. 17/2020 dated April 13, 2020, the Notice calling the AGM has been uploaded on the website of the Company at www.balajiamines.com. The Notice can also be accessed from the websites of the Stock Exchanges i.e. BSE Limited and National Stock Exchange of India Limited at www.bseindia.com and www.nseindia.com respectively and the AGM Notice is also available on the website of NSDL (agency for providing the Remote e-Voting facility) i.e. www.evoting.nsdl.com.
12. Those members whose email IDs are not registered, are requested to register their email ID with Registrar & Share Transfer Agent i.e. info@vccipl.com (R&TA) by writing an email either to the R&TA at info@vccipl.com or to the Company at cs@balajiamines.com carrying the following details :
 - a. Folio No., Name of shareholder, scanned copy of the share certificate (front and back), PAN and AADHAR (self-attested scanned copy of both PAN card and Aadhar card) Name as registered with the R&TA,
 - b. Address, email, Copy of PAN, DPID/Client ID or Folio Number, Number of shares held.
 - c. To update bank account details, please send the following additional documents/ information followed by the hard copies:
 - i. Name of the bank and branch address,
 - ii. Type of bank account i.e., savings or current,
 - iii. Bank account no. allotted after implementation of core banking solutions,
 - iv. 9-digit MICR code no., and 11-digit IFSC code
 - v. Original cancelled cheque bearing
 - vi. the name of the first shareholder, failing which a copy of the bank passbook / statement attested by a bank
13. Members holding in DMAT Mode, please contact your DP and follow the process advised by your DP.
13. Members are requested to intimate changes, if any, pertaining to their name, postal address, e-mail address, telephone / mobile numbers, Permanent Account Number (PAN), mandates, nominations, power of attorney, etc., to their DPs if the shares are held by them in electronic form and to RTA if the shares are held by them in physical form.
14. For shareholders holding shares in Demat mode, the dividend will be paid to those shareholders whose name appear in the list of Beneficial Owners to be furnished by NSDL & CDSL as on end of 22th June, 2022, if approved at the AGM.
15. All other documents referred to in the Explanatory Statement along with Register of Directors and Key Managerial Personnel and their shareholding, maintained under Section 170 of the Act and Register of Contracts or Arrangements in which the Directors are interested, maintained under Section 189 of the Act, are available for inspection on the website of the Company at www.balajiamines.com alternatively members can reach out to cs@balajiamines.com
16. AGM has been convened through VC/OAVM in compliance with applicable provisions of the Companies Act, 2013 read with MCA Circular No. 14/2020 dated 08th April, 2020 and MCA Circular No. 17/2020 dated 13th April, 2020, MCA Circular No. 20/2020 dated 05th May, 2020 and MCA Circular No. 2/2021 dated 13th January, 2021, Circular No. 21/2021 dated 14th December, 2021 and Circular No. 3/2022 dated 5th May, 2022.
17. Members desirous of getting any information about the accounts and / or operations of the company are requested to write to the company at least seven days before the date of the Meeting to enable the company to keep the information ready at the Meeting.
18. Members attending the AGM through VC/OAVM shall be counted for the purpose of reckoning the quorum under Section 103 of the Act.
19. Since the AGM will be held through VC/OAVM, the Route Map is not annexed in this Notice.
20. Additional information pursuant to Regulation 36 of SEBI (Listing Obligations and Disclosure Requirements) Regulations, 2015 and pursuant to Secretarial Standards on general meetings, information in respect of Directors seeking appointment/re-appointment at the Annual



General Meeting is furnished in the annexure and forms part of the notice. The Directors have furnished the requisite consent / declaration for their appointment / re-appointment.

21. Members are requested to:-

- a) intimate to RTA, changes, if any, in their registered addresses at an early date, in case of shares held in physical form;
- b) intimate to the respective Depository Participant, changes, if any, in their registered addresses at an early date, in case of shares held in dematerialised form;
- c) quote their folio numbers/Client ID/DP ID in all correspondence;
- d) Consolidate their holdings into one folio in case they hold Shares under multiple folios in the identical order of names; and
- e) register their Permanent Account Number (PAN) with their Depository Participants, in case of Shares held in dematerialised form and RTA/ Company, in case of Shares held in physical form, as directed by SEBI.

22. Pursuant to Finance Act 2020, dividend income will be taxable in the hands of shareholders w.e.f. April 1, 2020 and the Company is required to deduct tax at source from dividend paid to shareholders at the prescribed rates. For the prescribed rates for various categories, the shareholders are requested to refer to the Finance Act, 2020 and amendments thereof. The shareholders are requested to update their PAN with the Company/ RTA (in case of shares held in physical mode) and depositories (in case of shares held in demat mode).

A Resident individual shareholder with PAN and who is not liable to pay income tax can submit a yearly declaration in Form No. 15G/15H, to avail the benefit of non-deduction of tax at source by email to cs@balajiamines.com by 11:59 p.m. IST on 29th June, 2022. Shareholders are requested to note that in case their PAN is not registered, the tax will be deducted at a higher rate of 20%.

Non-resident shareholders can avail beneficial rates under tax treaty between India and their country of residence, subject to providing necessary documents i.e. No Permanent Establishment and Beneficial Ownership Declaration, Tax Residency Certificate, Form 10F, any other document which may be required to avail the tax treaty benefits by sending an email to cs@balajiamines.com. The aforesaid declarations and documents need to be submitted by the shareholders on or before 29th June, 2022.

23. Instructions for e-voting and joining the AGM are as follows:

A. VOTING THROUGH ELECTRONIC MEANS

- I. In compliance with provisions of Section 108 of the Companies Act, 2013, Rule 20 of the Companies (Management and Administration) Rules, 2014 as amended by the Companies (Management and Administration) Amendment Rules, 2015 and Regulation 44(1) of the Securities and Exchange Board of India (Listing Obligations and Disclosure Requirements) Regulations, 2015, the Company is pleased to provide members facility to exercise their right to vote on Resolutions proposed to be considered at the 34th Annual General Meeting (AGM) by electronic means and the business may be transacted through e-Voting Services. The facility of casting the votes by the Members using an electronic voting system from a place other than venue of the 34th Annual General Meeting (AGM) ("remote e-voting") will be provided by National Securities Depository Limited (NSDL).
- II. The remote e-voting period begins on Sunday, 26th June, 2022 at 9:00 A.M. and ends on Tuesday, 28th June, 2022 at 5:00 P.M. The remote e-voting module shall be disabled by NSDL for voting thereafter. The Members, whose names appear in the Register of Members / Beneficial Owners as on the cut-off date i.e. Wednesday, 22nd June, 2022, may cast their vote electronically.
- III. Mr. Y. Suryanarayana, Corporate Lawyer, High Court of Telangana has been appointed as the Scrutiniser by the Board of Directors to scrutinise the e-voting process in a fair and transparent manner.
- IV. The members who have cast their vote by remote e-voting prior to the 34th Annual General Meeting (AGM) may also attend the 34th Annual General Meeting (AGM) though VC/OAVM but shall not be entitled to cast their vote again.
- V. The voting rights of shareholders shall be in proportion to their shares on the paid-up equity share capital of the Company as on the cut-off date for e-voting.
- VI. Any person, who acquires shares of the Company and become member of the Company after dispatch of the notice and holding shares as on the cut-off date i.e., Wednesday, 22nd June, 2022, may obtain the login ID and password by sending a request at evoting@nsdl.co.in or info@vccilindia.com. However, if you are already registered with NSDL for remote e-voting then you can use your existing user ID and password for casting your vote. If you forgot your password, you can reset your password by using "Forgot User Details/Password" option available on www.evoting.nsdl.com or contact NSDL at the following toll free no.: 1800-222-990.

How do I vote electronically using NSDL e-Voting system?





The way to vote electronically on NSDL e-Voting system consists of “Two Steps” which are mentioned below:

Step 1: Access to NSDL e-Voting system

A) Login method for e-Voting and joining virtual meeting for Individual shareholders holding securities in demat mode

In terms of SEBI circular dated December 9, 2020 on e-Voting facility provided by Listed Companies, Individual shareholders holding securities in demat mode are allowed to vote through their demat account maintained with Depositories and Depository Participants. Shareholders are advised to update their mobile number and email Id in their demat accounts in order to access e-Voting facility.

Login method for Individual shareholders holding securities in demat mode is given below:

| Type of shareholders | Login Method |
|---|---|
| Individual Shareholders holding securities in demat mode with NSDL. | <ol style="list-style-type: none"> Existing IDeAS user can visit the e-Services website of NSDL Viz. https://eservices.nsdl.com either on a Personal Computer or on a mobile. On the e-Services home page click on the “Beneficial Owner” icon under “Login” which is available under ‘IDeAS’ section , this will prompt you to enter your existing User ID and Password. After successful authentication, you will be able to see e-Voting services under Value added services. Click on “Access to e-Voting” under e-Voting services and you will be able to see e-Voting page. Click on company name or e-Voting service provider i.e. NSDL and you will be re-directed to e-Voting website of NSDL for casting your vote during the remote e-Voting period or joining virtual meeting & voting during the meeting. If you are not registered for IDeAS e-Services, option to register is available at https://eservices.nsdl.com. Select “Register Online for IDeAS Portal” or click at https://eservices.nsdl.com/SecureWeb/IdeasDirectReg.jsp Visit the e-Voting website of NSDL. Open web browser by typing the following URL: https://www.evoting.nsdl.com/ either on a Personal Computer or on a mobile. Once the home page of e-Voting system is launched, click on the icon “Login” which is available under ‘Shareholder/Member’ section. A new screen will open. You will have to enter your User ID (i.e. your sixteen digit demat account number hold with NSDL), Password/OTP and a Verification Code as shown on the screen. After successful authentication, you will be redirected to NSDL Depository site wherein you can see e-Voting page. Click on company name or e-Voting service provider i.e. NSDL and you will be redirected to e-Voting website of NSDL for casting your vote during the remote e-Voting period or joining virtual meeting & voting during the meeting. Shareholders/Members can also download NSDL Mobile App “NSDL Speede” facility by scanning the QR code mentioned below for seamless voting experience. <div style="text-align: right; margin-top: 10px;">   <div style="display: flex; justify-content: space-around; margin-top: 5px;">   </div> </div> |
| Individual Shareholders holding securities in demat mode with CDSL | <ol style="list-style-type: none"> Existing users who have opted for Easi / Easiest, they can login through their user id and password. Option will be made available to reach e-Voting page without any further authentication. The URL for users to login to Easi / Easiest are https://web.cdslindia.com/myeasi/home/login or www.cdslindia.com and click on New System Myeasi. After successful login of Easi/Easiest the user will be also able to see the E Voting Menu. The Menu will have links of e-Voting service provider i.e. NSDL. Click on NSDL to cast your vote. If the user is not registered for Easi/Easiest, option to register is available at https://web.cdslindia.com/myeasi/Registration/EasiRegistration Alternatively, the user can directly access e-Voting page by providing demat Account Number and PAN No. from a link in www.cdslindia.com home page. The system will authenticate the user by sending OTP on registered Mobile & Email as recorded in the demat Account. After successful authentication, user will be provided links for the respective ESP i.e. NSDL where the e-Voting is in progress. |



Individual Shareholders (holding securities in demat mode) login through their depository participants You can also login using the login credentials of your demat account through your Depository Participant registered with NSDL/CDSL for e-Voting facility. upon logging in, you will be able to see e-Voting option. Click on e-Voting option, you will be redirected to NSDL/CDSL Depository site after successful authentication, wherein you can see e-Voting feature. Click on company name or e-Voting service provider i.e. NSDL and you will be redirected to e-Voting website of NSDL for casting your vote during the remote e-Voting period or joining virtual meeting & voting during the meeting.

Important note: Members who are unable to retrieve User ID/ Password are advised to use Forget User ID and Forget Password option available at abovementioned website.

Helpdesk for Individual Shareholders holding securities in demat mode for any technical issues related to login through Depository i.e. NSDL and CDSL.

| Login type | Helpdesk details |
|--|---|
| Individual Shareholders holding securities in demat mode with NSDL | Members facing any technical issue in login can contact NSDL helpdesk by sending a request at evoting@nsdl.co.in or call at toll free no.: 1800 1020 990 and 1800 22 44 30 |
| Individual Shareholders holding securities in demat mode with CDSL | Members facing any technical issue in login can contact CDSL helpdesk by sending a request at helpdesk.evoting@cdslindia.com or contact at 022- 23058738 or 022-23058542-43 |

B) Login Method for e-Voting and joining virtual meeting for shareholders other than Individual shareholders holding securities in demat mode and shareholders holding securities in physical mode.

How to Log-in to NSDL e-Voting website?

1. Visit the e-Voting website of NSDL. Open web browser by typing the following URL: <https://www.evoting.nsdl.com/> either on a Personal Computer or on a mobile.
2. Once the home page of e-Voting system is launched, click on the icon “Login” which is available under ‘Shareholder/ Member’ section.
3. A new screen will open. You will have to enter your User ID, your Password/OTP and a Verification Code as shown on the screen.

Alternatively, if you are registered for NSDL eservices i.e. IDEAS, you can log-in at <https://eservices.nsdl.com/> with your existing IDEAS login. Once you log-in to NSDL eservices after using your log-in credentials, click on e-Voting and you can proceed to Step 2 i.e. Cast your vote electronically.

4. Your User ID details are given below :

| Manner of holding shares i.e. Demat (NSDL or CDSL) or Physical | Your User ID is: |
|--|---|
| a) For Members who hold shares in demat account with NSDL. | 8 Character DP ID followed by 8 Digit Client ID For example if your DP ID is IN300*** and Client ID is 12***** then your user ID is IN300***12*****. |
| b) For Members who hold shares in demat account with CDSL. | 16 Digit Beneficiary ID For example if your Beneficiary ID is 12***** then your user ID is 12***** |
| c) For Members holding shares in Physical Form. | EVEN Number followed by Folio Number registered with the company For example if folio number is 001*** and EVEN is 101456 then user ID is 101456001*** |

5. Password details for shareholders other than Individual shareholders are given below:

- a) If you are already registered for e-Voting, then you can use your existing password to login and cast your vote.
- b) If you are using NSDL e-Voting system for the first time, you will need to retrieve the ‘initial password’ which was communicated to you. Once you retrieve your ‘initial password’, you need to enter the ‘initial password’ and the system will force you to change your password.
- c) How to retrieve your ‘initial password’?

- (i) If your email ID is registered in your demat account or with the company, your 'initial password' is communicated to you on your email ID. Trace the email sent to you from NSDL from your mailbox. Open the email and open the attachment i.e. a .pdf file. Open the .pdf file. The password to open the .pdf file is your 8 digit client ID for NSDL account, last 8 digits of client ID for CDSL account or folio number for shares held in physical form. The .pdf file contains your 'User ID' and your 'initial password'.
 - (ii) If your email ID is not registered, please follow steps mentioned below in process for those shareholders whose email ids are not registered.
6. If you are unable to retrieve or have not received the "Initial password" or have forgotten your password:
 - a) Click on "Forgot User Details/Password?"(If you are holding shares in your demat account with NSDL or CDSL) option available on www.evoting.nsdl.com.
 - b) Physical User Reset Password?" (If you are holding shares in physical mode) option available on www.evoting.nsdl.com.
 - c) If you are still unable to get the password by aforesaid two options, you can send a request at evoting@nsdl.co.in mentioning your demat account number/folio number, your PAN, your name and your registered address etc.
 - d) Members can also use the OTP (One Time Password) based login for casting the votes on the e-Voting system of NSDL.
7. After entering your password, tick on Agree to "Terms and Conditions" by selecting on the check box.
8. Now, you will have to click on "Login" button.
9. After you click on the "Login" button, Home page of e-Voting will open.

Step 2: Cast your vote electronically and join General Meeting on NSDL e-Voting system.

How to cast your vote electronically and join General Meeting on NSDL e-Voting system?

1. After successful login at Step 1, you will be able to see all the companies "EVEN" in which you are holding shares and whose voting cycle and General Meeting is in active status.
2. Select "EVEN" of company for which you wish to cast your vote during the remote e-Voting period and casting your vote during the General Meeting. For joining virtual meeting, you need to click on "VC/OAVM" link placed under "Join Meeting".
3. Now you are ready for e-Voting as the Voting page opens.

4. Cast your vote by selecting appropriate options i.e. assent or dissent, verify/modify the number of shares for which you wish to cast your vote and click on "Submit" and also "Confirm" when prompted.
5. Upon confirmation, the message "Vote cast successfully" will be displayed.
6. You can also take the printout of the votes cast by you by clicking on the print option on the confirmation page.
7. Once you confirm your vote on the resolution, you will not be allowed to modify your vote.

General Guidelines for shareholders

1. Institutional shareholders (i.e. other than individuals, HUF, NRI etc.) are required to send scanned copy (PDF/JPG Format) of the relevant Board Resolution/ Authority letter etc. with attested specimen signature of the duly authorised signatory(ies) who are authorised to vote, to the Scrutinizer by e-mail to suryacorporatelawyer@gmail.com with a copy marked to evoting@nsdl.co.in. Institutional shareholders (i.e. other than individuals, HUF, NRI etc.) can also upload their Board Resolution / Power of Attorney / Authority Letter etc. by clicking on "Upload Board Resolution / Authority Letter" displayed under "e-Voting" tab in their login.
2. It is strongly recommended not to share your password with any other person and take utmost care to keep your password confidential. Login to the e-voting website will be disabled upon five unsuccessful attempts to key in the correct password. In such an event, you will need to go through the "Forgot User Details/Password?" or "Physical User Reset Password?" option available on www.evoting.nsdl.com to reset the password.
3. In case of any queries, you may refer the Frequently Asked Questions (FAQs) for Shareholders and e-voting user manual for Shareholders available at the download section of www.evoting.nsdl.com or call on toll free no.: 1800-222-990 or send a request to at evoting@nsdl.co.in

Process for those shareholders whose email ids are not registered with the depositories for procuring user id and password and registration of e mail ids for e-voting for the resolutions set out in this notice:

1. In case shares are held in physical mode please provide Folio No., Name of shareholder, scanned copy of the share certificate (front and back), PAN (self attested scanned copy of PAN card), AADHAR (self attested scanned copy of Aadhar Card) by email to cs@balajiamines.com.
2. In case shares are held in demat mode, please provide DPID-CLID (16 digit DPID + CLID or 16 digit beneficiary ID), Name, client master or copy of Consolidated Account statement, PAN (self attested scanned copy of PAN card), AADHAR (self attested scanned copy of Aadhar Card) to cs@balajiamines.com . If you are an Individual shareholders holding securities in demat mode, you are requested to



refer to the login method explained at step 1 (A) i.e. Login method for e-Voting and joining virtual meeting for Individual shareholders holding securities in demat mode.

3. Alternatively shareholder/members may send a request to evoting@nsdl.co.in for procuring user id and password for e-voting by providing above mentioned documents.
4. In terms of SEBI circular dated December 9, 2020 on e-Voting facility provided by Listed Companies, Individual shareholders holding securities in demat mode are allowed to vote through their demat account maintained with Depositories and Depository Participants. Shareholders are required to update their mobile number and email ID correctly in their demat account in order to access e-Voting facility.

THE INSTRUCTIONS FOR MEMBERS FOR E-VOTING ON THE DAY OF THE AGM ARE AS UNDER:-

1. The procedure for e-Voting on the day of the AGM is same as the instructions mentioned above for remote e-voting.
2. Only those Members/ shareholders, who will be present in the AGM through VC/OAVM facility and have not casted their vote on the Resolutions through remote e-Voting and are otherwise not barred from doing so, shall be eligible to vote through e-Voting system in the AGM.
3. Members who have voted through Remote e-Voting will be eligible to attend the AGM. However, they will not be eligible to vote at the AGM.
4. The details of the person who may be contacted for any grievances connected with the facility for e-Voting on the day of the AGM shall be the same person mentioned for Remote e-voting.

B. INSTRUCTIONS FOR MEMBERS FOR ATTENDING THE AGM THROUGH VC/OAVM ARE AS UNDER:

1. Member will be provided with a facility to attend the AGM through VC/OAVM through the NSDL e-Voting system. Members may access by following the steps mentioned above for Access to NSDL e-Voting system. After successful login, you can see link of "VC/OAVM link" placed under "Join meeting" menu against company name. You are requested to click on VC/OAVM link placed under Join General Meeting menu. The link for VC/OAVM will be available in Shareholder/Member login where the EVEN of Company will be displayed. Please note that the members who do not have the User ID and Password for e-Voting or have forgotten the User ID and Password may retrieve the same by following the remote e-Voting instructions mentioned in the notice to avoid last minute rush.
2. Members are encouraged to join the Meeting through Laptops for better experience.

3. Further Members will be required to allow Camera and use Internet with a good speed to avoid any disturbance during the meeting.
4. Please note that Participants Connecting from Mobile Devices or Tablets or through Laptop connecting via Mobile Hotspot may experience Audio/Video loss due to Fluctuation in their respective network. It is therefore recommended to use Stable Wi-Fi or LAN Connection to mitigate any kind of aforesaid glitches.
5. Shareholders who would like to express their views/have questions may send their questions in advance mentioning their name demat account number/folio number, email id, mobile number at cs@balajiamines.com. The same will be replied by the company suitably.
6. Members who would like to express their views or ask questions during the AGM may register themselves as a speaker by sending their request from their registered email address mentioning their name, DP ID and Client ID/folio number, PAN, mobile number at cs@balajiamines.com from 23rd June, 2022 to 25th June, 2022. Those Members who have registered themselves as a speaker will only be allowed to express their views/ask questions during the AGM. The Company reserves the right to restrict the number of speakers depending on the availability of time for the AGM.

Other Instructions

7. The Scrutinizer shall, immediately after the conclusion of voting at the AGM, first count the votes cast during the AGM, thereafter unblock the votes cast through remote e-voting and make, not later than 48 hours of conclusion of the AGM, a consolidated Scrutinizer's Report of the total votes cast in favour or against, if any, to the Chairman or a person authorised by him in writing, who shall countersign the same.
8. The Results declared along with the report of the Scrutinizer shall be placed on the website of the Company www.balajiamines.com and on the website of NSDL immediately after the declaration of result by the Chairman or a person authorized by him in writing. The results shall also be immediately forwarded to the BSE and NSE Mumbai.

**By Order of the Board
For Balaji Amines Limited**

Sd/-

**Lakhan Dargad
Company Secretary & Compliance Officer
ICSI Membership No. A52571**

Date: 11th May, 2022

Place: Solapur

**EXPLANATORY STATEMENT IN RESPECT OF THE SPECIAL BUSINESS PURSUANT TO
SECTION 102 OF THE COMPANIES ACT, 2013**

ITEM NO. 4

M/s. Ayyadevara & Co, Chartered Accountants, Hyderabad, (Membership No. ICAI – 028803, Firm Registration No. 000278S), were appointed as Statutory Auditors of the Company at the 29th Annual General Meeting ('AGM') held on July 31, 2017 for a period of 5 years, up to the conclusion of 34th AGM. The term of appointment of M/s. Ayyadevara & Co., Chartered Accountants shall expire at the conclusion of AGM. Hence, the Board of Directors of the Company recommend appointment of M/s. M. Anandam & Co, Chartered Accountants, (Firm Registration No. 000125S) as Statutory Auditors of the Company.

Based on the recommendations of the Audit Committee and the Board of Directors, it is hereby proposed to appoint M. Anandam & Co, Chartered Accountants, (Firm Registration No. 000125S) as the Statutory Auditors of the Company for the term of five consecutive years, who shall hold office from the conclusion of this AGM till the conclusion of the 39th AGM of the Company. The Board of Directors has approved a remuneration of ₹36,00,000 for conducting the statutory audit and other related works for the financial year 2022-23, excluding applicable taxes and reimbursement of out-of-pocket expenses on actuals. The remuneration proposed to be paid to the new Statutory Auditors would be in line with the remuneration being paid to outgoing auditors and shall be commensurate with the services to be rendered by them during the said tenure. The Board of Directors in consultation with the Audit Committee may alter and vary the terms and conditions of appointment, including remuneration, in such manner and to such extent as may be mutually agreed with the Statutory Auditors.

M/s. M. Anandam & Co., Chartered Accountants (Firm Registration No. 000125S) was established in 1943, having its Head office at Secunderabad. M/s. M. Anandam & Co. has a standing experience of 78 years. M/s. M. Anandam & Co. Chartered Accountants are an integrated professional service firm providing a wide range of services including special investigations, financial and tax due diligence, Statutory Audit of Listed Entities, tax structuring and compliance and management consulting services. M/s. M. Anandam & Co. have a statutory audit exposure of various Banks, Multinational Entities, Manufacturing Companies, Investment Bankers, Not for profit organisations etc.

The firm holds the 'Peer Review' certificate as issued by 'ICAI'.

The Board recommends the resolution set out at Item No. 4 of the Notice for approval by the Members by way of an Ordinary Resolution.

None of the Directors or Key Managerial Personnel of the Company or their relatives are interested or concerned, financially or otherwise, in the resolution.

ITEM NO. 5 & 6

In order to fill the casual vacancy caused by sad demise of M/s. N.V.S. Kapardhi, Practising Cost Accountants, Hyderabad (FRN No. 100231), the Board of Directors at its Meeting held on 2nd February, 2022, upon the recommendation of the Audit Committee, approved the appointment of Mr. Narayan D. Dontul, Cost Accountants, Solapur, (FRN No. 100224) as Cost Auditors of the Company to conduct the audit of the cost records of the Company for the Financial Year 2021-22 at a remuneration of ₹75,000 (Rupees Seventy Five Thousand only) (plus Goods and Services Tax and reimbursement of out of pocket expenses) subject to ratification in this Annual General Meeting.

Further the Board of Directors at its Meeting held on 11th May, 2022, upon the recommendation of the Audit Committee, have reappointed Mr. Narayan D. Dontul, Cost Accountants, Solapur, (FRN No. 100224) as Cost Auditors of the Company to conduct the audit of the cost records of the Company for the Financial Year 2022-23 at the same remuneration as earlier.

Pursuant to Section 148 of the Companies Act, 2013 read with the Companies (Audit and Auditors) Rules, 2014, Members of a Company are required to ratify the remuneration to be paid to the cost auditors of the Company.

Accordingly, consent of the Members is sought for passing an Ordinary Resolution as set out at Item No. 5 & 6 of the Notice for ratification of the remuneration payable to the Cost Auditors for conducting the audit of the cost records of the Company for the Financial Year ending 31st March, 2022 and 31st March, 2023.

The Board commends the Ordinary Resolution set out at Item No. 5 & 6 of the Notice for approval of the Members.

None of the Directors, Key Managerial Personnel of the Company and their relatives are, in any way, concerned or interested, financially or otherwise, in the Resolution set out at Item No. 5 & 6 of the Notice.

**By Order of the Board
For Balaji Amines Limited**

Sd/-

**Lakhan Dargad
Company Secretary & Compliance Officer
ICSI Membership No. A52571**

Date: 11th May, 2022

Place: Solapur

**Details of Directors seeking appointment / re-appointment at the Annual General Meeting (Pursuant to Regulation 36(3) of the Listing Regulations and Secretarial Standards on General Meetings)**

| Name of the Director | N Rajeshwar Reddy |
|---|--|
| Date of Appointment | He has been serving on the Board since 27.10.1988 and currently serving as Joint Managing Director of the Company |
| Date of first appointment on the Board | 27.10.1988 |
| Date of Birth | 02.02.1955 |
| Expertise in Specific Functional areas and Experience | Over 41 years of experience spread across different Industries. |
| Educational Qualifications | Bachelor's in Commerce |
| Directorship in other companies (including any listed entity resigned during the last 3 years) | 1. Balaji Speciality Fine Chem Products LLP 2. Balaji Speciality Chemicals Limited 3. Balaji Greenfield Techno Ventures Private Limited 4. Thirumala Precicasts Private Limited 5. Srinivasa Cement Products Private Limited |
| Membership / Chairmanships of committees of Other Boards (including any listed entity resigned during the last 3 years) | Nil |
| Details of Remuneration sought to be paid and the remuneration last drawn by such person | Last drawn remuneration: refer Report on Corporate Governance |
| Shareholding in the Company as on 31.03.2022 | 5,68,700 Equity Shares |
| Relationship between Directors inter-se/ Manager and KMPs | Mr. N Rajeshwar Reddy, Joint Managing Director of the Company is Brother in Law of Mr. G. Hemanth Reddy, Whole time Director and CFO of the Company |
| Number of Meetings of the Board attended during the year | 5 out of 5 |

Directors' Report

To the Members,

The Directors are pleased to present the 34th Annual Report of Balaji Amines Limited along with the Audited Statement of Accounts of the Company Standalone and Consolidated for the year ended 31st March, 2022.

1. Financial Results

(₹ in Lakhs)

| Particulars | Standalone | | Consolidated | |
|---|--------------------|--------------------|--------------------|--------------------|
| | 2021-22 | 2020-21 | 2021-22 | 2020-21 |
| Revenue from Operations | 1,91,805.19 | 1,22,777.95 | 2,32,035.23 | 1,31,145.51 |
| Other Income | 1,213.57 | 1,203.04 | 724.56 | 607.41 |
| Total Revenue | 1,93,018.76 | 1,23,980.99 | 2,32,759.79 | 1,31,752.92 |
| Profit before Finance Charges, Tax Expenses, Exceptional items and Depreciation | 45,934.97 | 33,864.90 | 63,739.35 | 37,929.87 |
| Less : Depreciation | 2,916.85 | 2,334.30 | 4,200.37 | 3,441.10 |
| Profit before Finance Charges, Tax Expenses, Exceptional items | 43,018.12 | 31,530.60 | 59,538.98 | 34,488.77 |
| Less : Finance Charges | 704.09 | 533.47 | 1,710.16 | 1,829.23 |
| Profit Before Tax Expenses | 42,314.03 | 30,997.13 | 57,828.82 | 32,659.54 |
| Provision for Tax | 11,522.74 | 8,002.49 | 15,888.29 | 8,486.44 |
| Adjustments of earlier year Tax Provision | (2.81) | (176.46) | 150.46 | (176.46) |
| Profit After Tax | 30,794.10 | 23,171.10 | 41,790.07 | 24,349.56 |
| Total Comprehensive Income | 30,794.10 | 23,171.10 | 41,790.07 | 24,349.56 |
| (a) Shareholders of the Company | 30,794.10 | 23,171.10 | 36,841.88 | 23,819.25 |
| (b) Non-controlling interests | - | - | 4,948.19 | 530.31 |
| Less : Transfer to Reserves | 3,078.70 | 2,317.11 | 3,078.70 | 2,317.11 |
| Balance | 27,715.40 | 20,853.99 | 33,763.18 | 21,502.14 |
| Balance of profit of earlier years | 78,485.68 | 57,826.10 | 78,183.92 | 56,876.19 |
| Final Dividend paid on Equity Shares (2019-20) | 0 | 194.41 | 0 | 194.41 |
| Dividend paid on Equity Shares (2020-21) | 1,296.04 | 0 | 1,296.04 | 0 |
| Balance Carried Forward | 1,04,905.03 | 78,485.68 | 1,10,651.07 | 78,183.92 |

2. PERFORMANCE HIGHLIGHTS

Your company has achieved a Gross Income of ₹1,93,018.76 Lakhs on standalone basis during the financial year 2021-22. The Profit after Tax for the year stood at ₹30,794.10 Lakhs.

Further details of operations are given in the Management Discussion and Analysis Report which forms part of this report.

3. DIVIDEND

During the Financial Year, based on the Company's performance, the Directors have declared dividend on equity shares @ ₹6/- (Rupees Six only) at 300% of the face value of ₹2/- if approved by the Members would involve a cash outflow of ₹1,944.06 lakhs Pursuant to Regulation 43A of SEBI (Listing Obligations and Disclosure Requirements) Regulations, 2015 the Company has framed a Dividend Distribution Policy and the same is herewith annexed as 'Annexure I' to this report. The Dividend Distribution Policy is posted on the website of the Company and the web link is <http://www.balajiamines.com/investor-relations>.

4. TRANSFER TO RESERVES

Company proposes to transfer a sum of ₹3,078.70 lakhs to the General Reserves. An amount of ₹26,419.36 Lakhs is proposed to be retained in the statement of profit and loss.

5. SUBSIDIARIES

Balaji Speciality Chemicals Limited (BSCL) is the only Subsidiary of the Company, BSCL is engaged in Manufacturing of Ethylenediamine (EDA), Piperazine (Anhydrous), Aminoethylpiperazine (AEP) and Diethylene triamine (DETA) and other Specialty Chemicals. During the period under review, Subsidiary Company has become Public Company vide fresh Certificate of Incorporation issued by Registrar of Companies Pune, vide its letter dated 17th March, 2022.

6. CONSOLIDATED FINANCIAL STATEMENTS

As required pursuant to the provisions of Section 129 of the Companies Act, 2013, and the Securities and Exchange Board of India (Listing Regulations and Disclosure



Requirements) Regulations, 2015, the Consolidated Financial Statements of the Company are prepared in accordance with the Accounting Standards issued by the Institute of Chartered Accountants of India on the basis of the audited financial statements of the Company and its subsidiaries.

As per the provisions of Section 136 of the Companies Act, 2013, the Company will also place separate Audited accounts of its Subsidiaries on its website.

The Statement containing salient features of the financial statements of the subsidiaries in Form AOC-1 is attached as 'Annexure II' to this Annual Report.

7. CREDIT RATING

The Credit Rating of the company is affirmed during the year as "IND AA/Stable/INDA1+" by India Ratings and Research.

8. DETAILS OF COMPANIES WHICH HAVE BECOME OR CEASED TO BE ITS SUBSIDIARIES, JOINT VENTURES OR ASSOCIATE COMPANIES DURING THE YEAR

During the Financial Year 2021-22, no company ceased to be a subsidiary of the company and your company does not have any associates or joint ventures.

9. DETAILS OF DIRECTORS OR KEY MANAGERIAL PERSONNEL WHO WERE APPOINTED OR HAVE RESIGNED DURING THE YEAR

The constitution of the Board is in Compliance with the provisions of Section 149 of the Companies Act, 2013, and the Listing Regulations. During the FY 2021-22, Mr. A Prathap Reddy, Executive Chairman of the Company, Mr. A Srinivas Reddy, Wholetime Director of the Company, Mr. G Hemanth Reddy, Wholetime Director and CFO of the Company, Mr. D Ram Reddy, Managing Director of the Company and Mr. N Rajeshwar Reddy, Joint Managing Director of the Company were re-appointed in the 33rd AGM of the Company held on 9th August, 2021.

Ms. Soniya Nilesh Mahajan was appointed as Company Secretary and Compliance Officer of the Company on 30th June, 2021 and resigned from the position with effect from 27th October, 2021.

Mr. Lakhan Dargad was appointed as Company Secretary and Compliance Officer of the Company with effect from 27th October, 2021.

During the year, there are no changes in the directors of the Company.

10. DECLARATION BY INDEPENDENT DIRECTORS

The Company has received declarations from all the Independent Directors of the Company confirming that they fulfill the criteria of independence as prescribed

under sub-section (6) of Section 149 of the Companies Act, 2013, and the Securities and Exchange Board of India (Listing Obligations and Disclosure Requirements), Regulations, 2015.

11. MEETINGS

During the year, five meetings of the Board of Directors were held, as more particularly disclosed in the attached Report on Corporate Governance. The intervening gap between any two meetings was within the prescribed period.

The number and dates of meetings held by the Board and its Committees, attendance of Directors and details of remuneration paid to them is given separately in the Corporate Governance Report in terms of Section 134(3) (b) of the Companies Act, 2013.

None of the Directors are disqualified under Section 164(2) of the Act. Certificate on non-disqualification, as required under Regulation 34 of SEBI (Listing Obligation & Disclosure Requirements) Regulations, 2015 is annexed to this Annual Report.

Committees of the Board

Details of committees of the Board, their composition and other details are provided in the corporate governance section, which forms part of this annual report.

Meetings of Independent Directors

As stipulated by the Code of Independent Directors under the Act and the Listing Regulations, one Meeting of Independent Directors was held during the year. The Independent Directors reviewed the performance of Non-Independent Directors and the Board as a whole, reviewed the performance of the Chairman of the Company.

12. BOARD EVALUATION

Pursuant to the provisions of the Companies Act, 2013 and regulations contained in the chapters of the Securities and Exchange Board of India (Listing Obligations and Disclosure Requirements) Regulations, 2015, the Board has carried out the annual performance evaluation of its own performance by the Directors individually (including Independent Directors) as well as the evaluation of the working of its Audit, Nomination and Remuneration and other Committees.

A structured questionnaire was prepared after taking into consideration inputs received from the Directors, covering various aspects of the Board's functioning such as adequacy of the composition of the Board and its Committees, Board culture, execution and performance of specific duties, obligations and governance.

A separate exercise was carried out to evaluate the performance of individual Directors including the Chairman of the Board, who were evaluated on parameters such as

level of engagement and contribution, independence of judgments, safeguarding the interest of the Company.

The performance evaluation of the Independent Directors was carried out by the entire Board. The performance evaluation of the Chairman and the Non-Independent Directors was carried out by the Independent Directors. The Directors expressed their satisfaction with the evaluation process.

Familiarisation program for Directors

A formal familiarisation programme was conducted about the amendments in the Companies Act, Rules prescribed thereunder, SEBI (Listing Obligations and Disclosure Requirements) Regulations, 2015 and all other applicable laws to the Company.

It is the general practice of the Company to notify the changes in all the applicable laws from time to time and during the Board Meetings conducted.

13. DIRECTORS RESPONSIBILITY STATEMENT

Pursuant to Section 134 (5) of the Companies Act, 2013, your Directors confirm that to the best of their knowledge and belief and according to the information and explanation available to them-

- i. In the preparation of the annual accounts, the applicable accounting standards have been followed along with proper explanation relating to material departures.
- ii. Such accounting policies as mentioned in the notes to the financial statements have been selected and applied consistently and judgments and estimates that are reasonable and prudent made so as to give a true and fair view of the state of affairs of the Company at the end of the financial year 2021-22 and of the statement of profit of the Company for that period;
- iii. Proper and sufficient care has been taken for the maintenance of adequate accounting records in accordance with the provisions of the Companies Act, 2013, for safeguarding the assets of the Company and for preventing and detecting fraud and other irregularities;
- iv. The annual accounts for the year 2021-22 have been prepared on a going concern basis;
- v. That the proper internal financial controls were in place and that the financial controls were adequate and were operating effectively.

That system to ensure compliance with the provisions of all applicable laws were in place and were adequate and effectively mentioned under various heads of the departments which are in turn reporting to the Whole-time Directors.

14. RESEARCH & DEVELOPMENT

Your Company has been carrying out continuous Research and Development activities in the following areas:

- a) Adoption of advanced technology in recovering waste water has resulted in minimizing the impact on the environment and concentration of the core principle of Reduce, Reuse and Recycle of all the resources.
- b) Several improvements in the ACETONITRILE plant have been initiated which have resulted in lower consumption coefficient and higher efficiency of plant operations.
- c) Backward & forward integration of products to improve value chain and better utilisation of all the resources.
- d) Identification of new products and development activities of latest process technologies are continuously worked on.
- e) Continuous improvement of processes and fine tuning of process parameters to optimize utilisation of energy, utilities & raw materials consumption and alternate routes are being looked at.
- f) For sustainable usage of natural resources, the Company has initiated various methods and Processes, equipments for reducing, reusing and recycling of various natural resources
- g) The R&D demonstration projects for the Manufacture of THF, NEM, NMM, NMMO and MIPA were undertaken during the year by your company.
- h) After successful development of the process (es), the pilot plant-cum-demonstration plants shall be taken up for implementation.

15. EXPANSION/DIVERSIFICATION

- a) The Expansion project of the DMC is in the final stages of commissioning and expected to start trials by the end of June 2022. As on 31st March, 2022 capex incurred on DMC plant is ₹13,324.35 lakhs including advances paid.
- b) The Boiler of 50 TPH capacity is commissioned during the FY with a capex of ₹1,975.06 lakhs.
- c) The captive power plant is under installation and as on 31st March, 2022 capex incurred on this is ₹1,988.64 lakhs.
- d) All other expansion plans are in final stages of order placement for plant & machinery, long delivery equipment such as boiler/turbine etc.,

16. CHANGE IN NATURE OF BUSINESS

There is no change in the nature of business during the year.



17. MATERIAL CHANGES AND COMMITMENTS

No material changes and commitments affecting the financial position of your Company have occurred after the closure of the Financial Year 2021-22 till the date of this Report.

18. REMUNERATION POLICY

The Board has, on the recommendation of the Nomination and Remuneration Committee, framed a policy for selection and appointment of Directors and Senior Management personnel and fix their remuneration. The Remuneration Policy is posted on the website of the Company at the link: www.balajiamines.com/investor-relations.

19. PARTICULARS OF LOANS, GUARANTEES OR INVESTMENTS

Details of Loans, Guarantees and Investments covered under the provisions of Section 186 of the Companies Act, 2013, are given in the notes to the Financial Statements.

20. ANNUAL RETURN

The Annual Return of the Company as on March 31, 2022 is available on the Company's website and can be accessed at www.balajiamines.com/investor-relations.

21. PARTICULARS OF EMPLOYEES

In term of the provisions of Section 197(12) of the Companies Act, 2013 read with Rule 5(2) and (3) of the Companies (Appointment and Remuneration of Managerial Personnel) Rules, 2014 a statement showing the names and other particulars of the employees drawing remuneration in excess of the limits set out in the said rules are provided in 'Annexure III' to this report.

22. DETAILS IN RESPECT OF ADEQUACY OF INTERNAL FINANCIAL CONTROLS WITH REFERENCE TO THE FINANCIAL STATEMENTS

The Company has in place proper and adequate internal control systems commensurate with the nature of its business, size and complexity of its operations. Internal control systems comprising policies and procedures designed and implemented to ensure reliability of financial reporting, timely feedback on achievement of operational and strategic goals, compliance with policies, procedure, applicable laws and regulations, and that all assets and resources acquired are used optimally.

23. STATUTORY AUDITORS

The term of M/s Ayyadevara & Co., Chartered Accountants, Hyderabad, the Statutory Auditors of the Company, will expire on the conclusion of the ensuing Annual General Meeting. Hence it is proposed to appoint M/s. M. Anandam & Co., Chartered Accountants as Statutory Auditor for a period of 5 years.

The company has received a consent and eligibility letter from M/s. M. Anandam & Co., Chartered Accountants

under Section 139(1) of the Companies Act, 2013 and the Rules framed thereunder confirming their eligibility to the effect, that, their appointment, if made, would be within the prescribed limits under provisions of sections specified under the Act and that, they are not disqualified for such appointment within the meaning of the section of the said Act.

Accordingly, resolution recommending appointment of M/s. M. Anandam & Co., Chartered Accountants Firm Reg. No. 000125S is proposed along with the Notice of the 34th AGM of the Company.

24. REPORTING OF FRAUDS

During the year under review, there was no instance of fraud, which required the Statutory Auditors to report to the Audit Committee and /or Board under Section 143(12) of the Companies Act, 2013 and the rules made thereunder.

25. INTERNAL AUDITORS

The Board of Directors based on the recommendation of the Audit Committee have appointed M/s. Aherkar & Co, Chartered Accountants, Solapur, as the Internal Auditors of your Company. The Internal Auditors are submitting their reports on a monthly basis.

26. COST AUDITORS

In accordance with Section 148(3) and other applicable provisions, if any, of the Companies Act, 2013, and the Companies (Audit and Auditors) Rules, 2014, the Audit Committee has recommended and the Board of Directors had appointed Mr. Narayan D. Dontul, Practicing Cost Accountants, Solapur, (FRN No. 100224), being eligible and having sought appointment, as Cost Auditors of the Company, to carry out the cost audit of the products manufactured by the Company during the financial year 2022-2023 on a remuneration of ₹75,000/- (Rupees Seventy Five Thousand only). The remuneration payable to the cost auditor is required to be placed before the Members in a general meeting for their approval. Accordingly, a Resolution seeking Members' approval for the remuneration payable to Mr. Narayan D. Dontul, Cost Accountants, is included at Item No. 3 of the Notice convening the Annual General Meeting.

27. SECRETARIAL AUDITORS & SECRETARIAL AUDIT REPORT

Pursuant to provisions of Section 204 of the Companies Act, 2013, read with Companies (Appointment and Remuneration of Managerial Personnel) Rules, 2014 the Board has appointed M/s. P. S. Rao & Associates, Practicing Company Secretaries, to conduct Secretarial Audit for the financial year 2021-22. The Secretarial Audit Report, pursuant to Section 204(1) of the Companies Act, 2013, for the financial year ended 31st March, 2022 is given in 'Annexure IV' attached hereto and forms part of this Report.

The Secretarial Audit Report does not contain any qualification, reservation or adverse remark on the Company. However Secretarial Auditors have given their observation as below:

“Registration of one of the Independent Directors of the Company in the Independent Directors Data Bank was done beyond the prescribed time”

Reply to Observation in secretarial Audit Report:

Due to inadvertance, the registration of Mr. M. Amarender Reddy as Independent Director in the Independent Directors Database was not done during the prescribed period and the window for said registration was made open by MCA only after some time and the Independent Directors got himself registered in the said database immediately when the same was enabled.

The Annual Secretarial Compliance Report issued by M/s. P.S. Rao & Associates, Practicing Company Secretaries pursuant to SEBI circular dated February 8, 2019 and is forming part of the Corporate Governance Report.

28. VIGIL MECHANISM / WHISTLE BLOWER POLICY

The Company has formulated a Whistle Blower Policy in terms of Section 177 of the Companies Act, 2013, and as per Regulation 22 of the Securities and Exchange Board of India (Listing Obligations and Disclosure Requirements) Regulations, 2015 and Securities and Exchange Board of India (Prohibition of Insider Trading) Regulations, 2015 for the employees to report their grievances / concerns about instances of unethical behavior, actual or suspected fraud or violation of Company’s Code of Conduct by means of Protected Disclosure to the Authorized Officer or the Chairman of the Audit Committee.

The vigil mechanism / whistle blower policy may be accessed on the Company’s website at the link: www.balajiamines.com/investor-relations.

29. ENERGY CONSERVATION, TECHNOLOGY ABSORPTION AND FOREIGN EXCHANGE EARNINGS AND OUTGO

The information on conservation of energy, technology absorption and foreign exchange earnings and outgo stipulated under Section 134(3) (m) of the Companies Act, 2013, read with Rule 8 of the Companies (Accounts) Rules, 2014 is annexed herewith as ‘Annexure V’.

30. PARTICULARS OF CONTRACTS OR ARRANGEMENTS WITH RELATED PARTY

All related party transactions that were entered into during the financial year were at an arm’s length basis

and were in the ordinary course of business. There are no materially significant related party transactions made by the Company with Promoters, Directors, Key Managerial Personnel or other designated persons which may have a potential conflict with the interest of the Company at large.

During the year, all Related Party Transactions were placed before the Audit Committee and also to the Board for approval. Prior omnibus approval of the Audit Committee was obtained for the transactions which were of a foreseen and repetitive nature.

The Policy on Related Party Transactions as approved by the Board of Directors of the Company is uploaded on the website of the Company and the same can be accessed at the link: www.balajiamines.com/investor-relations

The particulars of contracts or arrangements with related parties referred to in sub-section (1) of Section 188 of the Companies Act, 2013, in Form AOC-2 and disclosures under Schedule V of the Securities and Exchange Board of India (Listing Obligations and Disclosure Requirements) Regulations, 2015, is annexed as ‘Annexure VI’ to this report.

31. RISK MANAGEMENT

The Company has constituted a Risk Management Committee and formulated a policy on Risk Management in accordance with the Companies Act, 2013 and Regulation 21 of SEBI (Listing Obligations and Disclosure Requirements) Regulations, 2015. The details of the Committee and its terms of reference are set out in the Corporate Governance Report forming part of the Board’s Report. The Risk Management Policy of the Company is posted on the website of the Company and the web link <http://www.balajiamines.com/investor-relations>

32. CORPORATE SOCIAL RESPONSIBILITY

The Board in compliance with the provisions of Section 135(1) of the Companies Act, 2013, and rules made thereunder has constituted CSR Committee with Mr. Kashinath R. Dhole, Independent Director, Mr. D. Ram Reddy, Managing Director and Mr. N. Rajeshwar Reddy, Joint Managing Director of the Company as its Members. The CSR policy has been placed on the Website of the Company and can be accessed through the link: www.balajiamines.com/investor-relations and a brief outline of the CSR Policy and the CSR initiatives undertaken by the Company during the year as per Annexure prescribed in the Companies (Corporate Social Responsibility Policy) Rules, 2014 have been appended as ‘Annexure VII’ to this Report.

**33. FIXED DEPOSITS**

Your Company has not accepted any fixed deposits and as such no principal or interest was outstanding as on the date of the Balance Sheet.

34. DETAILS OF SIGNIFICANT AND MATERIAL ORDERS PASSED BY THE REGULATORS OR COURTS OR TRIBUNALS IMPACTING THE GOING CONCERN STATUS AND THE COMPANY'S OPERATIONS IN FUTURE

There are no significant and material orders passed by the regulators or courts or tribunals that would impact the going concern status of the Company and its future operations.

35. MANAGEMENT DISCUSSION & ANALYSIS

The Management Discussion and Analysis as required under Schedule V of the Listing Regulations forms is shown in a separate section forming part of the Annual Report.

36. COMPLIANCE WITH SECRETARIAL STANDARDS

During the year under review your Company has complied with the respective Secretarial Standards issued by the Institute of Company Secretaries of India on Board Meetings, General Meetings and Dividend.

37. EMPLOYEE STOCK OPTIONS

Company is yet to implement the ESOP Scheme.

38. BUSINESS RESPONSIBILITY & SUSTAINABILITY REPORT WITH ENVIRONMENT, SOCIAL & GOVERNANCE

Business responsibility & Sustainability reporting for the year under review, as stipulated under Securities and Exchange Board of India (Listing Obligations and Disclosure Requirements) Regulations, 2015 is in a separate section forming part of the Annual Report.

SEBI, vide its circular dated May 10, 2021, made BRSR mandatory for the top 1,000 listed companies (by market capitalization) from fiscal 2023, while disclosure is voluntary for fiscal 2022.

The Committee Report encourages companies to report their performance for fiscal 2022 to be better prepared to adopt this framework from the next fiscal.

39. CORPORATE GOVERNANCE

Your Company practices a culture that is built on core values and ethical governance practices and is committed to transparency in all its operations and activities. A Report on Corporate Governance along with a Certificate from the Statutory Auditors of the Company regarding compliance with the conditions of Corporate Governance as stipulated in Regulations 17 to 27, clauses (b) to (i) of sub-regulation (2)

of Regulation 46 and paragraphs C, D and E of Schedule V of the Securities and Exchange Board of India (Listing Obligations and Disclosure Requirements) Regulations, 2015 is annexed to this Report.

40. HUMAN RESOURCES

Your Company considers its Human Resource as the major strength to achieve its objectives. Keeping this in view, your Company takes all the care to attract, train and retain well qualified and deserving employees. The employees are sufficiently empowered and enabled to work in an environment that inspires them to achieve higher levels of performance. The unflinching commitment of the employees is the driving force behind the Company's vision being accomplished. Your Company appreciates the contribution of its dedicated employees during this pandemic.

41. DISCLOSURE UNDER THE SEXUAL HARASSMENT OF WOMAN AT WORKPLACE (PREVENTION, PROHIBITION AND REDRESSAL) ACT, 2013

The Company has in place an Anti-Sexual Harassment Policy in line with the requirements of the Sexual Harassment of Women at the Workplace (Prevention, Prohibition & Redressal) Act, 2013. Internal Complaints Committee (ICC) has been set up to redress complaints received regarding sexual harassment. All employees (permanent, contractual, temporary, trainees) are covered under this policy.

The following is a summary of sexual harassment complaints received and disposed of during the year:

| | |
|-------------------------------|-------|
| No. of Complaints received | : Nil |
| No. of Complaints disposed of | : Nil |

42. LISTING WITH STOCK EXCHANGES

The Equity Shares of the Company are listed on NSE Limited and BSE Limited. The annual listing fees for the years 2022-23 have been paid to these exchanges.

43. ACKNOWLEDGMENT

Your Directors express their sincere appreciation to the customers, members, dealers, employees, bankers, State and Central Government, Stock Exchanges and all the stakeholders for their cooperation and confidence reposed in the Company.

For and on Behalf of the Board of Directors

Sd/-

A. Prathap Reddy
Executive Chairman
DIN: 00003967

Date: 11th May, 2022
Place: Hyderabad

ANNEXURES TO THE DIRECTORS' REPORT

ANNEXURE-I

DIVIDEND DISTRIBUTION POLICY

1. Background and applicability

The Dividend Distribution Policy (hereinafter referred to as the "Policy") has been developed in accordance with the applicable provisions of the Companies Act, 2013 and applicable SEBI regulations.

The Securities and Exchange Board of India ("SEBI") vide its Gazette Notification dated July 08, 2016 has amended the Listing Regulations by inserting Regulation 43A in order to make it mandatory to have a Dividend Distribution Policy in place by the top five hundred listed companies based on their market capitalization calculated as on the 31st day of March of every year and to disclose a Dividend Distribution Policy in the annual report and on the corporate website.

The Board of Directors (the "Board") of Balaji Amines Limited (the "Company") has adopted the Policy of the Company as required in terms of Regulation 43A of the SEBI (Listing Obligations and Disclosure Requirements) Regulations, 2015 ("Listing Regulations").

The Company currently has only one class of shares, viz. equity, for which, this policy is applicable. The policy is subject to review if and when the Company issues different classes of shares.

2. Dividend distribution philosophy

The Company is committed to driving extraordinary value creation for all its stakeholders. The focus is to continue to provide sustainable returns, through an appropriate capital strategy for both medium term and longer term value creation. Accordingly, the Board would continue to adopt a progressive and dynamic dividend policy, ensuring immediate as well as long term needs of the business considering wealth maximisation as a philosophy.

3. Dividend

Dividend represents part of the profits of the Company, which is distributed to shareholders in proportion to the amount paid-up on shares they hold. Dividend includes Interim Dividend.

The Dividend for any financial year shall normally be paid out of the Company's profits for that year. This will be arrived at after providing for depreciation in accordance with the provisions of the Companies Act, 2013. If circumstances require, the Board may also declare dividend out of accumulated profits of any previous financial year(s) in accordance with provisions of the Act and Regulations, as applicable.

4. Circumstances under which shareholders can expect Dividend

The Board will assess the Company's financial requirements, including present and future organic and inorganic growth opportunities and other relevant factors (as mentioned elsewhere in this policy) and declare Dividend in any financial year.

Notwithstanding the above, the shareholders of the Company may not expect Dividend under the following circumstances:

- a. Whenever it undertakes or proposes to undertake a significant expansion project requiring higher allocation of capital expenditure
- b. Significantly higher working capital requirements which may adversely impacting free cash flow during that period.
- c. Whenever it undertakes any acquisition or joint ventures requiring significant Allocation of capital
- d. In the event of inadequacy of profit or whenever the Company has incurred losses

5. Interim and Final Dividend

The Board may declare one or more Interim Dividends during the year. Additionally, the Board may recommend Final Dividend for the approval of the shareholders at the Annual General Meeting. The date of the Board meeting in which the Dividend proposal is being considered, will be informed to the stock exchanges, as required by Listing Regulations.

6. Financial parameters and other internal and external factors that would be considered for declaration of Dividend:

- Distributable surplus available as per the Act and Regulations
- The Company's liquidity position and future cash flow needs
- Track record of Dividends distributed by the Company
- Payout ratios of comparable companies
- Prevailing Taxation Policy or any amendments expected thereof, with respect to Dividend distribution
- Capital expenditure requirements considering the expansion and acquisition opportunities



- Cost and availability of alternative sources of funds.
- Macroeconomic and business conditions in general which may impact the cashflows.
- Providing for unforeseen events or contingency with financial implications
- Any other relevant factors that the Board may deem fit to consider before declaring a Dividend.

7. Utilisation of retained earnings

Subject to applicable regulations, the Company's retained earnings shall be applied for:

- Funding inorganic and organic growth needs including working capital, capital expenditure, repayment of debt, etc.

- Buyback of shares subject to applicable limits as per the Act and Regulations.
- Payment of Dividend in future years
- Issue of Bonus shares
- Any other permissible purpose

8. Modification of the Policy

The Policy will be reviewed periodically by the Board. The Board is authorised to change/amend this policy from time to time at its sole discretion and/or in pursuance of any amendments made in the Companies Act, 2013, or the SEBI Regulations, etc.

ANNEXURES TO THE DIRECTORS' REPORT
ANNEXURE – II
FORM AOC – 1

**STATEMENT CONTAINING SALIENT FEATURES OF THE FINANCIAL STATEMENT OF
SUBSIDIARIES / ASSOCIATE COMPANIES / JOINT VENTURES.**

[Pursuant to first proviso to sub-section (3) of section 129 read with Rule 5 of Companies (Accounts) Rules, 2014]

PART A : SUBSIDIARIES

| Sr. No. | Particulars | Details |
|---------|---|---|
| 1 | Name of the subsidiary | Balaji Speciality Chemicals Limited |
| 2 | Reporting period for the subsidiary concerned, if different from the holding company's reporting period | 31 st March, 2022 (Same as Holding Company) |
| 3 | Reporting currency and Exchange rate as on the last date of the relevant Financial year in the case of foreign subsidiaries | Not Applicable |
| 4 | Share Capital | ₹40,00,00,000 |
| 5 | Reserves & Surplus | ₹1,50,19,52,154 |
| 6 | Total Assets | ₹4,25,77,67,034 |
| 7 | Total Liabilities | ₹2,35,58,14,880 |
| 8 | Investments | - |
| 9 | Turnover | ₹5,15,79,63,180 |
| 10 | Profit / Loss before taxation | ₹1,55,14,80,021 |
| 11 | Tax Expense Net of Deferred Tax Asset | ₹45,18,81,506 |
| 12 | Profit/Loss after taxation | ₹1,09,95,98,515 |
| 13 | Proposed Dividend | Nil |
| 14 | % of Shareholding | 55% |

PART B : ASSOCIATE AND JOINT VENTURES : Not Applicable

As per our report of even date

For M/s. Ayyadevara & Co.

Chartered Accountants,

FRN 000278S

Sd/-

Ayyadevara Srinivas

Proprietor

Membership No. 028803

Date: May 11, 2022

Place: Hyderabad

For and on behalf of the Board of Directors

Sd/-

A. Prathap Reddy

Executive Chairman

DIN: 00003967

Sd/-

G. Hemanth Reddy

Whole-time Director & CFO

DIN: 00003868

Sd/-

Lakhan Dargad

Company Secretary

Date: May 11, 2022

Place: Hyderabad



ANNEXURE - III REPORT ON MANAGERIAL REMUNERATION

[As per Section 197 of the Companies Act, 2013, Read with Rule 5 of the Companies
(Appointment and Remuneration of Managerial Personnel) Rules, 2014]

(A) Details pertaining to remuneration as required under Section 197 (12) of the Companies Act, 2013, read with Rule 5(1) of the (Appointment and Remuneration of Managerial Personnel) Rules, 2014

- i. The percentage increase in remuneration of each Director, Chief Financial Officer and Company Secretary, ratio of the remuneration of each Director to the median remuneration of the employees of the company are as under:

| Name | Designation | Remuneration of Director KMP for the financial year 2021-22* (Amount in ₹) | Ratio of Remuneration of each Director to median remuneration of employees | % increase in Remuneration in the financial year 2021-22 |
|---|--|--|--|--|
| Mr. A. Prathap Reddy | Executive Chairman | 54,25,200 | 18.69 | 3.03 |
| Mr. D. Ram Reddy | Managing Director | 46,03,200 | 15.85 | 3.57 |
| Mr. N. Rajeshwar Reddy | Joint Managing Director | 46,03,200 | 15.85 | 3.57 |
| Mr. G. Hemanth Reddy | Whole-time Director & CFO | 46,03,200 | 15.85 | 3.57 |
| Mr. A. Srinivas Reddy | Whole-time Director | 41,10,000 | 14.16 | 4 |
| Ms. Sonia Nilesh Mahajan# (From 30 th June, 2021 to 27 th October, 2021) | Company Secretary & Compliance Officer | 96,154 | 0.33 | - |
| Mr. Lakhan Dargad# (From 27 th October, 2021) | Company Secretary & Compliance Officer | 2,55,295 | 0.88 | - |

*Remuneration excludes Commission paid to the Directors as a % of Profits

Remuneration paid only for part of the year

- ii. The median remuneration of employees' of the Company during the financial year was ₹2,90,345/-
- iii. The percentage increase in the median remuneration of employees in the financial year ending 31st March, 2022 was ₹35,493/- (20%)
- iv. There were 1071 permanent employees on the rolls of Company as on 31st March, 2022.
- v. Average percentile increase already made in the salaries of employees other than the managerial personnel in the last financial year and its comparison with the percentile increase in the managerial remuneration and justification thereof and point out if there are any exceptional circumstances for increase in the managerial remuneration:

The average annual increase across the organization was 25% However, the total increase was 39% after accounting for promotions and corrections.

There were no exceptional circumstances for increase in the managerial remuneration The Company affirms that remuneration to the Directors and Key Managerial Personnel is as per the remuneration policy of the Company.

(B) Statement of Particulars of Employees Pursuant to Provisions of Rule 5 (2) of Section 197 (12) of the Companies Act 2013 read with Companies (Appointment and Remuneration of Managerial Personnel) Rules, 2014

| Sr. No. | Name and Designation | Nature of Employment | Qualifications Experience and age of the Employee | Date of Commencement of Employment | The Last Employment held before Joining the Company | Remuneration for the FY 2021-22 (₹) | Whether employee is relative of any director or Manager of the Company |
|---------|---|----------------------|---|------------------------------------|---|-------------------------------------|--|
| 1 | Mr. A. Prathap Reddy, Executive Chairman | Contractual | He is a Civil Engineer by Qualification; He has over 47 Years of experience across varied industries. (Age - 71 Years.) | 27 th October, 1988 | Nil | 14,10,10,981 | 1.Father of Mr. A. Srinivas Reddy 2. Father-in-Law of Mr. G. Hemanth Reddy 3. Uncle of Mr. D. Ram Reddy |
| 2 | Mr. D. Ram Reddy, Managing Director | Contractual | He has over 37 years of experience in varied industries. (Age - 61 Years) | 15 th January, 1989 | Nil | 9,40,07,321 | 1. Nephew of Mr. A. Prathap Reddy 2. Cousin of Mr. A. Srinivas Reddy |
| 3 | Mr. N. Rajeshwar Reddy Joint Managing Director | Contractual | He holds a Bachelor's degree in Commerce and has over 42 years of experience across varied industries. (Age - 67 Years) | 27 th October, 1988 | Nil | 9,40,07,321 | 1. Brother-in-Law of Mr. G. Hemanth Reddy |
| 4 | Mr. G. Hemanth Reddy Whole-time Director & CFO | Contractual | He is a post graduate in management with Finance & Marketing as specialization having more than 32 years of experience spread across various businesses. (Age - 56 Years) | 28 th July, 2008 | Bhagyanagar Woodplast Limited | 4,70,03,660 | 1. Son-in-Law of Mr. A. Prathap Reddy 2. Brother-in-Law of Mr. N. Rajeshwar Reddy 3. Brother-in-Law of Mr. A. Srinivas Reddy |
| 5 | Mr. A. Srinivas Reddy Whole-time Director | Contractual | He is a Post Graduate in Computer science & an MBA. He has worked as project manager on multiple projects at large for the tune 100 US companies including Sprint, Goodyear, Agilent technologies Cummins Inc, etc. (Age - 46 Years) | 11 th May, 2013 | Nil | 9,40,07,321 | 1. Son of Mr. A. Prathap Reddy 2. Brother-in-Law of Mr. G. Hemanth Reddy 3. Cousin of Mr. D. Ram Reddy |
| 6 | Mr. Nilesh Shashikant Jadhav (Vice President) | On Roll | He holds a Bachelor's Degree {B.E. -Chemical Engineering}, Piping Engineering from IIT Bombay & an MBA. He has over 26 years experience in Processes, Operations, Technology and Business significance of Specialty Chemicals including Deepak Fertilizers and Petrochemicals Corp. Ltd, ESSAR Refinery, Schenectady Herdillia, Rubber Flex SDN BHD -Malaysia, Apcotex Lattices Limited, (Age - 51 Years) | 06 th January, 2021 | Deepak Fertilizers and Petrochemicals Corp. Ltd | 44,00,000 | No |
| 6 | Mr. Govind Raybhanrao Menchekare (GM - Operations) | On Roll | He holds a Bachelor's Degree {B.Sc. -Tech. (Petrochemical)} and he has over 28 years experience in Chemicals Production. (Age - 48 Years) | 24 th January, 1996 | NA | 29,00,000 | No |



| Sr. No. | Name and Designation | Nature of Employment | Qualifications Experience and age of the Employee | Date of Commencement of Employment | The Last Employment held before Joining the Company | Remuneration for the FY 2021-22 (₹) | Whether employee is relative of any director or Manager of the Company |
|---------|--|----------------------|---|------------------------------------|---|-------------------------------------|--|
| 7 | Mr. Roopavathram Subba Sastry (DGM – Services) | On Roll | He is a Post Graduate in Instrumentation (M.Sc – Instrumentation) and he has over 27 years experience in Electrical Instrumentation & Maintenance (Age – 56 Years) | 1 st July, 1996 | NA | 25,00,000 | No |
| 8 | Mr. Suresh Babu Satyanarayana Vuppula (DGM – Services) | On Roll | He is a Post Graduate in Engineering Physics & Instrumentation (M.Sc – Engineering Physics & Instrumentation) and he has over 31 years experience in Electrical & Instrumentation. (Age – 54 Years) | 8 th July, 1991 | NA | 25,00,000 | No |
| 9 | Mr. Arun Maruti Masal (DGM – Finance) | On Roll | He is a Post Graduate in Commerce (M.com) and he has over 32 years experience in Accounts & Finance (Age – 56 Years) | 01 th October, 1990 | NA | 22,00,000 | No |

- i. There were no other employees drawing remuneration of ₹8.50 Lakhs p.m or above / ₹102 Lakhs p.a or above whether employed
- ii. throughout or part of the financial year No employees are covered under rule 5(2)(iii) of Companies (Appointment and Remuneration of Managerial Personnel) Rules, 2014
- iii. The Remuneration of top 5 employees includes commission on profits.

For and on Behalf of the Board of Directors

Sd/-

A. Prathap Reddy
Executive Chairman
DIN: 00003967

Date: 11th May, 2022
Place: Hyderabad

ANNEXURE - IV
FORM NO MR-3
SECRETARIAL AUDIT REPORT

FOR THE FINANCIAL YEAR ENDED 31ST MARCH, 2022

[Pursuant to Section 204(1) of the Companies Act, 2013 and the Rule 9 of the companies
(Appointment and remuneration of managerial personnel) Rule, 2014]

To,
The Members,
Balaji Amines Limited
Solapur

We have conducted the secretarial audit of the compliance of applicable statutory provisions and the adherence to good corporate practices by M/s Balaji Amines Limited, (hereinafter called the company). Secretarial Audit was conducted in a manner that provided us a reasonable basis for evaluating the corporate conducts/statutory compliances and expressing our opinion thereon.

Based on our verification of the Company's books, papers, minute books, forms and returns filed and other records maintained by the company and also the information provided by the Company, its officers, agents and authorized representatives during the conduct of secretarial audit, We hereby report that in our opinion, the company has, during the audit period covering the financial year ended on 31st March, 2022 has complied with the statutory provisions listed hereunder and also that the Company has proper Board-processes and compliance-mechanism in place to the extent, in the manner and subject to the reporting made hereinafter:

1. We have examined the books, papers, minute books, forms and returns filed and other records maintained by the company for the financial year ended on 31st March, 2022 according to the provisions of:
 - (i) The Companies Act, 2013 (the Act) and the rules made thereunder;
 - (ii) The Securities Contracts (Regulation) Act, 1956 ('SCRA') and the rules made thereunder;
 - (iii) The Depositories Act, 1996 and the Regulations and Bye-laws framed thereunder;
 - (iv) Foreign Exchange Management Act, 1999 and the rules and regulations made thereunder to the extent of Foreign Direct Investment, Overseas Direct Investment and External Commercial Borrowings;

- (v) The following Regulations and Guidelines prescribed under the Securities and Exchange Board of India Act, 1992 ('SEBI Act'):-
 - (a) The Securities and Exchange Board of India (Substantial Acquisition of Shares and Takeovers) Regulations, 2011;
 - (b) The Securities and Exchange Board of India (Prohibition of Insider Trading) Regulations, 2015;
 - (c) The Securities and Exchange Board of India (Share Based Employee Benefits and Sweat Equity) Regulations, 2021;
2. Provisions of the following Regulations and Guidelines prescribed under the Securities and Exchange Board of India Act, 1992 ('SEBI Act') were not applicable to the Company under the financial year under report:-
 - (a) The Securities and Exchange Board of India (Issue of Capital and Disclosure Requirements) Regulations, 2018;
 - (b) The Securities and Exchange Board of India (Issue and Listing of Non-Convertible Securities) Regulations, 2021;
 - (c) The Securities and Exchange Board of India (Registrars to an Issue and Share Transfer Agents) Regulations, 1993 regarding the Companies Act and dealing with client;
 - (d) The Securities and Exchange Board of India (Delisting of Equity Shares) Regulations, 2021; and
 - (e) The Securities and Exchange Board of India (Buyback of Securities) Regulations, 2018;
3. The industry specific major laws that applicable to the company are
 - a) Hazardous and Other Wastes (Management and Transboundary Movement) Rules, 2016 under the Environment (Protection) Act, 1986;



- b) Food Safety And Standards Act, 2006
 - c) Petroleum Act 1934
 - d) Poisons Act 1919
 - e) The Indian Copyright Act, 1957
 - f) The Patents Act, 1970
 - g) The Trade Marks Act, 1999
 - h) The Indian Boilers Act, 1923
 - i) The Explosives Act 1983
 - j) Manufacture Storage and Import of Hazardous Chemical Rules, 1989
 - k) Public Liability Insurance Act, 1991
4. We have also examined compliance with the applicable clauses of the following:
- (a) SEBI (Listing Obligations and Disclosure Requirements) Regulations, 2015
 - (b) Secretarial Standards issued by the Institute of Company Secretaries of India and notified under the Act.

During the period under review the Company has complied with the provisions of the Act, Rules, Regulations, Guidelines, Standards, etc. mentioned above subject to our comments below:

Registration of one of the Independent Directors of the Company in the Independent Directors Data Base was made after the prescribed time.

We further report that

The Board of Directors of the Company is duly constituted with proper balance of Executive Directors, Non-Executive Directors and Independent Directors. There were no changes in the composition of the Board of Directors during the period under review.

Adequate notice is given to all directors to schedule the Board Meetings, agenda and detailed notes on agenda were sent at least seven days in advance, and a system exists for seeking and obtaining further information and clarifications on the agenda items before the meeting and for meaningful participation at the meeting.

Majority decision is carried through while the dissenting members' views are captured and recorded as part of the minutes.

We further report that there are adequate systems and processes in the company commensurate with the size and operations of the company to monitor and ensure compliance with applicable laws, rules, regulations and guidelines.

Company has not undertaken any event / action having a major bearing on the Company's affairs in pursuance of the above referred laws, rules, regulations, guidelines, standards, etc.

Place: Hyderabad
Date: 09.05.2022
UDIN: F010322D000288952

For **P.S. Rao & Associates**
Company Secretaries
P S Rao
Partner
M. No. F10322
C P No: 3829
PR: 710/2020

Note: This report is to be read with our letter of even date which is annexed as '**Annexure-A**' and forms an integral part of this report.

ANNEXURE A

To,

The Members,

Balaji Amines Limited

Solapur

Our report of even date is to be read along with this letter.

1. Maintenance of secretarial record is the responsibility of the management of the company. Our responsibility is to express an opinion on these secretarial records based on our audit.
2. We have followed the audit practices and processes as were appropriate to obtain reasonable assurance about the correctness of the contents of the Secretarial records. The verification was done on test basis to ensure that correct facts are reflected in secretarial records. We believe that the processes and practices, we followed provide a reasonable basis for our opinion.
3. We have not verified the correctness and appropriateness of financial records and Books of Accounts of the company.
4. Where ever required, we have obtained the Management representation about the compliance of laws, rules and regulations and happening of events etc.
5. The compliance of the provisions of Corporate and other applicable laws, rules, regulations, standards is the responsibility of management. Our examination was limited to the verification of procedures on test basis.
6. The Secretarial Audit report is neither an assurance as to the future viability of the company nor of the efficacy or effectiveness with which the management has conducted the affairs of the company.

For **P.S. Rao & Associates**
Company Secretaries

P S Rao

Partner

M. No. F10322

C P No: 3829

PR: 710/2020

Place: Hyderabad

Date: 09.05.2022

UDIN: F010322D000288952



ANNEXURE - V

CONSERVATION OF ENERGY, TECHNOLOGY ABSORPTION AND FOREIGN EXCHANGE EARNINGS AND OUTGO

[Pursuant to section 134 (3) (m) of The Companies Act, 2013, read with Rule 8 (3) of The Companies
(Accounts) Rules, 2014]

A. Conservation of Energy

a. The steps taken or impact on conservation of energy:

The Company has an excellent team of professionals and Industry specialists on retainers who are responsible for improving energy conservation. The team implements the latest trends, developments & technologies available in conserving energy across all the units. The areas of conservation of energy are:

1. Steam recovery, optimizing Steam generation & optimum recovery of waste heat synchronization.
2. Recovery of water, and waste water recycling by various methods.
3. Recovery of energy from the process with heat exchangers etc.
4. Use of Dry AirCooled Condensers and Chillers in place of Cooling Tower water.
5. Deploying various power generation equipment in the plants resulting in lower overall cost of power.
6. Use of additional concentration systems for Effluents to reduce MEE loads
7. Deploying of additional innovative solutions at cooling towers to reduce consumption of water and water treatment chemicals.

b. Steps taken by the Company for utilizing alternate sources of energy

The Company has 415KW solar power plant at Unit 3, MIDC, Chincholi apart from 50KVA at its registered office. The Company continues to explore additional opportunities for alternative sources of energy in other areas that have both environmental as well as financial benefits.

c. The Capital investment on energy conservation equipment

The company has implemented various energy conservative measures, which has resulted in reducing energy costs and improving efficiency of various plants.

- a) Optimizing the usage of energy efficient pumping systems, chillers etc

1. Waste Water recovery system through High Pressure processing system.
2. Deployment of latest Effluent Treatment System in addition to existing ETP unit at Unit 1, Tamalwadi. The same will allow for lower cost of effluent processing cost.
3. Various kinds of power generation systems deployed at plants reducing overall cost of power.

Impact of the above measures are:

1. Free power to part of the offices as well as Chincholi Manufacturing site through solar power unit.
2. Sustainable usage of water resources.
3. Reduced power cost at process plants due to power generation equipment deployment.
4. The overall reduction of energy costs and also efficiency of various plants has been improved.
5. Reduced cost of effluent treatment at Various sites.
6. Lower wastage of water through RO reject (and subsequent processing in multiple effect evaporator).
7. Reduced cooling costs due to deployment of more efficient condensers and chillers.

B. Technology Absorption

- i. Efforts made towards technology absorption: Through the R&D initiatives new products/ processes developed, involves usage of latest technology, process methods. The R & D team has been continuously working on improving existing manufacturing processes and changes proposed have been implemented in production.
- ii. The Benefits derived like product improvement, cost reduction, product development or import substitution:
 - a) Impact on Environment is minimized
 - b) Process Time and costs reduced substantially.

- iii. In case of imported technology (imported during the last three years reckoned from the beginning of the financial year) – Not Applicable

iv. Particulars with Respect to Research and Development

1. Specific Areas in which the Company Carries out R&D
 - a) Improved process of Aliphatic Amines manufacture process
 - b) Better Handling of effluents from various plants
 - c) Improve product quality of existing product portfolio as per customer requirements through R&D pilot trials
 - d) Improvement of processes in existing plants.
 - e) Test out various new catalysts for existing products for identifying replacement catalysts with better performance on all metrics.

2. Benefits Derived

- a) Impact on Environment is minimized
- b) Process Time and cost reduced substantially.
- c) Overall performance of the company has been satisfactory and operating at a high scale of operations and optimum utilization of resources.

3. Future Course of Action

- a) Continuous improvement of processes and fine tuning process parameters to optimize utilization of energy, utilities and consumption of raw materials.
- b) Greater importance for both Backward & Forward integration of product lines for better realization and value addition.
- c) Continued emphasis on identifying new products / processes through in house R&D center.

4. Expenditure on R&D

- a) Capital in nature : Nil
- b) Revenue : ₹ 56,03,607

5. Technology Absorption, Adoption and Innovation Efforts Made

Through the R&D initiatives new products/processes developed, involves usage of latest technology, process and methods.

C. Foreign Exchange Earnings and Outgo

| Particulars | (₹ in Lakhs) | |
|-------------------------|--------------|-------------|
| | 2020-21 | 2021-22 |
| Foreign Exchange Earned | ₹ 17,796.84 | ₹ 33,335.15 |
| Foreign Exchange Outgo | ₹ 20,664.70 | ₹ 40,551.42 |



ANNEXURE - VI FORM NO AOC -2

**(Pursuant to clause (h) of sub-section (3) of section 134 of the Act and Rule 8(2)
of the Companies (Accounts) Rules, 2014)**

Form for disclosure of particulars of contracts/arrangements entered into by the Company with related parties referred to in sub-section (1) of section 188 of the Companies Act, 2013 including certain arm's length transactions under third proviso thereto

1. Details of contracts or arrangements or transactions not at arm's length basis-

There were no contracts or arrangements or transactions entered into during the year ended 31st March, 2022, which were not at arm's length basis.

2. Details of contracts or arrangements or transactions at arm's length basis-

The details of contracts or arrangements or transactions at arm's length basis for the year ended 31st March, 2022, are as follows:

| Name of the related party | Nature of Transaction | Transaction value (In Rs.) | Duration of Transaction | Salient terms of Transaction | Date of approval by the Board | Amount paid as advance if any |
|--|-------------------------|-------------------------------------|-------------------------|---|--------------------------------|-------------------------------|
| Balaji Speciality Chemicals Limited (Subsidiary Company by holding 55% Stake) | a. Sales b. Purchase | ₹93,23,41,017/- ₹ 20,26,18,366/- | 1 Year | Sale, purchase or supply of raw material and trading of Specialty Chemicals and other capital goods for the value. Consideration upto Rs.131.14 Crores | 8 th February, 2021 | Nil |
| Balaji Speciality Chemicals Limited (Subsidiary Company by holding 55% Stake) | Receipt of Office Rent | ₹.60,000/- | 3 Years | Lease agreement for office given on monthly rental Rs. 5000 | 8 th February, 2021 | Nil |
| Thirumala Precicasts Pvt. Ltd. (Directors are interested) | Receipt of Office Rent | ₹3,74,762/- | 3 Years | Lease agreement for office given on monthly rental of Rs. 25,000 | 28 th October, 2022 | Nil |
| MVL Medisynth Pvt. Ltd. (Directors are interested) | a. Sales b. Purchase | ₹3,23,18,443/- ₹12,44,730/- | 1 Year | Job Work for chemicals Purchase and Sale of chemicals and utilities on Market Rate/ Transfer Pricing /on Arm's Length basis. Consideration upto Rs.93 Crores (Excluding Taxes, TDS & TCS) | 8 th February, 2021 | Nil |
| SVS Sourcing Pvt. Ltd. (Directors are interested) | a. Sales | 52,17,67,333/- | 1 Year | Sale of products and purchase of raw materials as per mutual understanding and Transfer pricing guidelines at arm's length. Consideration upto Rs.100 Crores | 2 nd August, 2021 | Nil |

Note : As per provisions of SEBI (Listing Obligations and Disclosures Requirement) Regulations, 2015 none of the above mentioned transactions are material in nature.

For and on Behalf of the Board of Directors

Sd/-

A. Prathap Reddy
Executive Chairman
DIN: 00003967

Date: 11.05.2022
Place: Hyderabad

Balaji Amines Limited

Particulars of loans/advances, etc. pursuant to Para A of Schedule V of the SEBI (Listing Obligations and Disclosure Requirements) Regulations, 2015

| Sr. No. | In the Accounts of | Disclosure of amounts at the year end and the Maximum amount of loans/Advances/ Investments outstanding during the year |
|----------------|---------------------------|--|
| 1 | Balaji Amines Limited | Loans and Advances in the Nature of loans to subsidiary company Balaji Speciality Chemicals Limited: Rs. 13,34,76,847/- |

There are no transactions entered into between the Company with any person or entity belonging to the promoter/promoter group which holds 10% or more shareholding in the Company.

For and on Behalf of the Board of Directors

Sd/-

A. Prathap Reddy
Executive Chairman
DIN: 00003967

Date: 11.05.2022
Place: Hyderabad



ANNEXURE - VII

ANNUAL REPORT ON CORPORATE SOCIAL RESPONSIBILITY (CSR) ACTIVITIES

- 1. A brief outline of the Company's CSR policy, including overview of projects or programs completed and proposed to be undertaken and a reference to the web-link to the CSR policy and projects or programs:**

The CSR Policy including a brief overview of the projects or programs undertaken can be accessed at the Company's website through the Web-link: <http://www.balajiamines.com/corporate-social-responsibility>

- 2. Composition of the CSR Committee:**

| Sr. No. | Name of Director | Designation/Nature of Directorship | Number of meetings held during the year | Number of meetings of CSR Committee attended during the year |
|---------|--------------------|--|---|--|
| 1 | Kashinath R. Dhole | Chairman- Non executive Independent Director | 4 | 4 |
| 2 | N. Rajeshwar Reddy | Member- Joint Managing Director | 4 | 4 |
| 3 | D. Ram Reddy | Member- Managing Director | 4 | 4 |

- 3. Web link where Composition of CSR committee, CSR Policy and CSR projects approved by the board are disclosed on the website of the company <http://www.balajiamines.com/investor-relations>**
- 4. Provide the details of Impact assessment of CSR projects carried out in pursuance of sub-rule (3) of rule 8 of the Companies (Corporate Social Responsibility Policy) Rules, 2014, if applicable (attach the report)- Not applicable**
- 5. Details of the amount available for set off in pursuance of sub-rule (3) of rule 7 of the Companies (Corporate Social Responsibility Policy) Rules, 2014 and amount required for set off for the financial year, if any**

| Sr. No. | Financial Year | Amount available for set-off from preceding financial years (in ₹) | Amount required to be set-off for the financial year, if any (in ₹) | Total Amount available for set off after utilising part of the Carried forward amount |
|---------|----------------|--|---|---|
| 1 | 2019-20 | - | - | |
| 2 | 2020-21 | 45,92,897 | 83,615 | |
| 3 | 2021-22 | 45,92,897 | 83,615 | |
| | Total | 45,92,897 | 83,615 | |

- 6. Average net profit of the company as per section 135(5): ₹2,12,92,81,578/-**

- 7 a) Two percent of average net profit of the company as per section 135(5): 4,25,85,632**

b) Surplus arising out of the CSR projects or programmes or activities of the previous financial years NIL.

c) Amount required to be set off for the financial year, if any: ₹83,615/-

d) Total CSR obligation for the financial year (7a+7b-7c): ₹4,25,02,017/-

- 8 (a) CSR amount spent or unspent for the financial year:**

| Total Amount Spent for the Financial Year (in ₹) | Amount Unspent (in ₹) | | | | |
|--|--|-------------------|--|---------|-------------------|
| | Total Amount transferred to Unspent CSR Account as per section 135(6). | | Amount transferred to any fund specified under Schedule VII as per second proviso to section 135(5). | | |
| | Amount. | Date of transfer. | Name of the Fund | Amount. | Date of transfer. |
| 4,25,02,017/- | N A | N A | N A | N A | |

b) Details of CSR amount spent against ongoing projects for the financial year: (Not Applicable)

| Sr. No. | Name of the Project | Item from the list of activities in Schedule VII to the Act | Local Area (Yes/No) | Location of the project | Project Duration | Amount Allocated for the project (in ₹) | Amount Spent in the Current Financial year (in ₹) | Amount transferred to Unspent CSR Account for the project as per Section 135(6) (in ₹) | Mode of Implementation - Direct (Yes/No) | Mode of Implementation - Through Implementing Agency | CSR Registration Number |
|----------------|---------------------|---|---------------------|-------------------------|------------------|---|---|--|--|--|-------------------------|
| State District | | | | | | | | | | Name | CSR Registration Number |
| Not Applicable | | | | | | | | | | | |

c) Details of CSR amount spent against other than ongoing projects for the financial year:

| Sr. No. | Name of the Project | Item from the list of activities in Schedule VII to the Act | Local Area (Yes/No) | Location of the project | | Amount Spent for the project (in ₹) | Mode of Implementation - Direct (Yes/No) | Mode of Implementation - Through implementing Agency | |
|---------|--|---|---------------------|-------------------------|-------------------------------------|-------------------------------------|--|--|---------------------|
| | | | | State | District | | | CSR Name | Registration Number |
| 1 | Improving health conditions & medical facilities in various villages of Maharashtra by constructing toilets, water collection system, RO Plants, Providing medical aid, contributing towards CM care fund and other contributions towards COVID-19 pandemic etc. | Health Care | Yes | Maharashtra | Solapur & Osmanabad District | 1,28,61,512 | Yes | - | - |
| | | | | Telangana | Siddipet & Mandal Mirdoddi District | | | | |
| 2 | Enhancing the state of educational institutions by constructing necessary infrastructure for schools, painting of speaking images on school wall and providing Computers, benches, smart board, projectors, competitive exams books, Lab Equipments & Other relevant materials. Educational Aid and encouragement to needy students for studies or any other activities of their interest. | Promoting Education | Yes | Maharashtra | Solapur & Osmanabad District | 56,32,274 | Yes | - | - |
| | | | | Telangana | Siddipet & Mandal Mirdoddi District | | | | |
| 4 | Installation of Solar Street Lights, Renovation of Multipurpose hall, construction & colouring building of police station, Construction of rest room at Police Station, cctv camera, donation for construction of kitchen hall & for seminar hall, Road Maintenance activity. | Rural Development | Yes | Maharashtra | Solapur & Osmanabad District | 15,15,852 | Yes | - | - |



| Sr. No. | Name of the Project | Item from the list of activities in Schedule VII to the Act | Local Area (Yes/No) | Location of the project | | Amount Spent for the project (in ₹) | Mode of Implementation – Direct (Yes/No) | Mode of Implementation – Through implementing Agency | |
|--------------|--|---|---------------------|-------------------------|-------------------------------------|-------------------------------------|--|--|---------------------|
| | | | | State | District | | | CSR Name | Registration Number |
| 5 | Providing necessary Infrastructure for sports activities, providing sports equipment | Promoting Sports | Yes | Maharashtra | Solapur District | 8,81,003 | Yes | - | - |
| | | | | Telangana | Siddipet & Mandal Mirdoddi District | | | | |
| 6 | Set-up Me-Electrical Cremation Furnace | Ensuring environmental sustainability, ecological balance | Yes | Maharashtra | Solapur District | 1,05,13,122 | Yes | | |
| 7 | Donated sarees to Indian ex-service man Families. | Armed Forces | Yes | Maharashtra | Solapur District | 20,370 | Yes | | |
| 8 | Donation for flood and drought relief operations | Disaster Management | Yes | Maharashtra | - | 1,00,00,000 | Yes | | |
| Total | | | | | | 4,14,24,133 | | | |

d) Amount spent in Administrative Overheads:- ₹10,77,884/-

e) Amount spent on Impact Assessment, if applicable:- Not Applicable

f) Total amount spent for the Financial Year (8b+8c+8d+8e) :- ₹4,25,02,017/-

Excess amount for set off, if any

| Sr. No. | Particular | Amount (in ₹) |
|---------|---|---------------|
| 1 | Two percent of average net profit of the company as per section 135(5) | 4,25,85,632/- |
| 2 | Total amount spent for the Financial Year | 4,25,02,017/- |
| 3 | Excess amount spent for the financial year [(ii)-(i)] | (83,615) |
| 4 | Surplus arising out of the CSR projects or programmes or activities of the previous financial years, if any | 0 |
| 5 | Amount available for set off in succeeding financial years | (83,615) |

9 (a) Details of Unspent CSR amount for the preceding three financial years: Not Applicable

| Sl. No. | Preceding Financial Year | Amount transferred to Unspent CSR Account under section 135 (6) (in ₹) | Amount spent in the reporting Financial Year (in ₹) | Amount transferred to any fund specified under Schedule VII as per section 135(6), if any | | | Amount remaining to be spent in succeeding financial years. (in ₹) |
|--------------|--------------------------|--|---|---|---------------|------------------|--|
| | | | | Name of the Fund | Amount (in ₹) | Date of transfer | |
| 1 | 2019-20 | - | - | - | - | - | - |
| 2 | 2020-21 | - | - | - | - | - | - |
| 3 | 2021-22 | - | - | - | - | - | - |
| TOTAL | | | | | | | |

**9 (b) Details of CSR amount spent in the financial year for ongoing projects of the preceding financial year(s):
Not Applicable**

10. In case of creation or acquisition of capital asset, furnish the details relating to the asset so created or acquired through CSR spent in the financial year (Asset wise details)

- a) Date of creation or acquisition of the capital asset(s). Not Applicable
- b) Amount of CSR spent for creation or acquisition of capital asset. Not Applicable
- c) Details of the entity or public authority or beneficiary under whose name such capital asset is registered, their address etc. Not Applicable
- d) Provide details of the capital asset(s) created or acquired (including complete address and location of the capital asset).- Not Applicable

11. Specify the reason(s), if the company has failed to spend two per cent of the average net profit as per section 135(5). NA

Sd/-

Kashinath R. Dhole
Chairman-CSR Committee
DIN: 01076675

Sd/-

A. Prathap Reddy
Executive Chairman
DIN: 00003967

Date: 09.05.2022

Place: Hyderabad/Solapur



Business Responsibility & Sustainability Report

SECTION A: GENERAL DISCLOSURES

I. Details of the listed entity

1. Corporate Identity Number (CIN) of the Listed Entity : L24132MH1988PLC049387
2. Name of the Listed Entity : Balaji Amines Limited
3. Year of incorporation : 1988
4. Registered office address : Balaji Towers, No. 9/1A/1, Aasara Chowk, Hotgi Road, Solapur-413224, Maharashtra.
5. Corporate address : Balaji Bhawan, Plot No. 47, Kavuri Hills, Madhapur, Hyderabad -500033
6. E-mail : cs@balajiamines.com
7. Telephone : 0217-2310824
8. Website : www.balajiamines.com
9. Financial year for which reporting is being done : 01.04.2021 to 31.03.2022
10. Name of the Stock Exchange(s) where shares are listed : NSE & BSE
11. Paid-up Capital : ₹ 6,48,02,000/- (3,24,01,000 Equity shares of ₹ 2/- each)
As on 31st March, 2022

12. Name and contact details (telephone, email address) of the person who may be contacted in case of any queries on the BRSR report

Ms. Varsha Guntuk – Manager – Human Resource

E- Mail: hr@balajiamines.com

Tel. + 91 217 2451 500

13. Reporting boundary - Are the disclosures under this report made on a standalone basis (i.e. only for the entity) or on a consolidated basis (i.e. for the entity and all the entities which form a part of its consolidated financial statements, taken together).

➤ The disclosures under this report are made on a standalone basis, unless otherwise specified.

II. Products/services:

Speciality Chemicals, Aliphatic Amines and their Derivatives, Hotels, Restaurants and Hospitality Services -Hotels Star rated

14. Details of business activities (accounting for 90% of the turnover):

| S. No. | Description of Main Activity | Description of Business Activity | % of Turnover of the entity |
|--------|------------------------------|--|-----------------------------|
| 1 | Manufacturer | Our company is engaged in the activity of manufacture and sale of Aliphatic Amines, Speciality Chemicals and its Derivatives. Engaged in the activity of manufacture and sale of Aliphatic Amines, Speciality Chemicals and its Derivatives. | 99.16% |
| 2 | Service Sector | Hotels, Restaurants and Hospitality Services -Hotels Star rated | 0.84% |

15. Products/Services sold by the entity (accounting for 90% of the entity's Turnover):

| S. No. | Product/Service | NIC Code | % of total Turnover contributed |
|--------|----------------------|----------|---------------------------------|
| 1 | Aliphatic Amines | 20119 | 25.46% |
| 2 | Speciality Chemicals | 20119 | 36.68% |
| 3 | Derivatives | 20119 | 37.02% |

BUSINESS RESPONSIBILITY & SUSTAINABILITY REPORT (Contd.)

III. Operations

16. Number of locations where plants and/or operations/offices of the entity are situated:

| Location | Number of plants/ Operations | Number of offices | Total |
|---------------|------------------------------|-------------------|----------------|
| National | 6 | 2 | 8 |
| International | Not Applicable | Not Applicable | Not Applicable |

17 Markets served by the entity:

a. Number of location

| Locations | Number |
|----------------------------------|---|
| National (No. of States) | 26 States (including Union Territories) |
| International (No. of Countries) | 50 Countries |

b. What is the contribution of exports as a percentage of the total turnover of the entity?

Contribution of Exports 19.49% of the total turnover of the entity

c. A brief on types of customers :

1. Pharma
2. Agrochem
3. Paints & Resins
4. Animal Feed
5. Oil & Gas
6. Rubber Cleaning Chemicals
7. Dye & Textiles
8. Water Treatment Chemicals.

IV. Employees

18. Details as at the end of Financial Year:

a. Employees and workers (including differently abled):

| S. No. | Particulars | Total (A) | Male | | Female | |
|------------------|--------------------------------|-----------|---------|-----------|---------|-----------|
| | | | No. (B) | % (B / A) | No. (C) | % (C / A) |
| EMPLOYEES | | | | | | |
| 1. | Permanent (D) | 394 | 375 | 95% | 19 | 5% |
| 2. | Other than Permanent (E) | 8 | 6 | 75% | 2 | 25% |
| 3. | Total employees (D + E) | 402 | 381 | 95% | 21 | 5% |
| WORKERS | | | | | | |
| 4. | Permanent (F) | 625 | 625 | 100% | 0 | 0 |
| 5. | Other than Permanent (G) | 145 | 145 | 100% | 0 | 0 |
| 6. | Total workers (F + G) | 770 | 770 | 100% | 0 | 0 |

**BUSINESS RESPONSIBILITY & SUSTAINABILITY REPORT (Contd.)****b. Differently abled Employees and workers**

| S. No | Particulars | Total (A) | Male | | Female | |
|------------------------------------|--|-----------|---------|-----------|---------|-----------|
| | | | No. (B) | % (B / A) | No. (C) | % (C / A) |
| DIFFERENTLY ABLED EMPLOYEES | | | | | | |
| 1. | Permanent (D) | 0 | 0 | 0 | 0 | 0 |
| 2. | Other than Permanent (E) | 0 | 0 | 0 | 0 | 0 |
| 3. | Total differently abled employees (D + E) | 0 | 0 | 0 | 0 | 0 |
| DIFFERENTLY ABLED WORKERS | | | | | | |
| 4. | Permanent (F) | 0 | 0 | 0 | 0 | 0 |
| 5. | Other than permanent (G) | 0 | 0 | 0 | 0 | 0 |
| 6. | Total differently abled workers (F + G) | 0 | 0 | 0 | 0 | 0 |

19. Participation/Inclusion/Representation of women

| | Total (A) | No. and percentage of Females | |
|--------------------------|-----------|-------------------------------|-----------|
| | | No. (B) | % (B / A) |
| Board of Directors | 10 | 1 | 10% |
| Key Management Personnel | 27 | 6 | 23% |

20. Turnover rate for permanent employees and workers (Disclose trends for the past 3 years)

| | FY 2021-22 | | | FY 2020-21 | | | FY 2019-20 | | |
|---------------------|-------------------------------|--------|-------|--------------------------------|--------|-------|--|--------|-------|
| | (Turnover rate in current FY) | | | (Turnover rate in previous FY) | | | (Turnover rate in the year prior to the previous FY) | | |
| | Male | Female | Total | Male | Female | Total | Male | Female | Total |
| Permanent Employees | 3% | 0.20% | 3% | 4% | 0 | 4% | 3% | 0 | 3% |
| Permanent Workers | 4% | 0 | 4% | 5% | 0 | 5% | 7% | 0 | 7% |

V. Holding, Subsidiary and Associate Companies (including joint ventures)**21. (a) Names of holding / subsidiary / associate companies / joint ventures**

| S. No. | Name of the holding / subsidiary / associate companies / joint ventures (A) | Indicate whether holding/ Subsidiary/ Associate/ Joint Venture | % of shares held by listed entity | Does the entity indicated at column A, participate in the Business Responsibility initiatives of the listed entity? (Yes/No) |
|--------|---|--|-----------------------------------|--|
| 1 | Balaji Speciality Chemicals Limited | Subsidiary | 55% | No |

VI. CSR Details

22. (i) Whether CSR is applicable as per section 135 of Companies Act, 2013: Yes

(ii) Turnover (in ₹) **19,18,05,19,253.00**

(iii) Net worth (in ₹) **11,92,38,78,628.00**

BUSINESS RESPONSIBILITY & SUSTAINABILITY REPORT (Contd.)

VII. Transparency and Disclosures Compliances

23. Complaints/Grievances on any of the principles (Principles 1 to 9) under the National Guidelines on Responsible Business Conduct:

| Stakeholder group from whom complaint is received | Grievance Redressal Mechanism in Place (Yes/No) (If Yes, then provide web-link for grievance redress policy) | FY Current Financial Year | | | FY Previous Financial Year | | |
|---|--|--|--|---------|--|--|---------|
| | | Number of complaints filed during the year | Number of complaints pending resolution at close of the year | Remarks | Number of complaints filed during the year | Number of complaints pending resolution at close of the year | Remarks |
| Communities | Yes* | 0 | 0 | NA | 0 | 0 | NA |
| Investors (other than shareholders) | Yes http://www.balajiamines.com/investor-relations | 0 | 0 | NA | 0 | 0 | NA |
| Shareholders | Yes http://www.balajiamines.com/investor-relations | 0 | 0 | NA | 0 | 0 | NA |
| Employees and workers | Yes* | 0 | 0 | NA | 0 | 0 | NA |
| Customers | Yes* | 0 | 0 | NA | 0 | 0 | NA |
| Value Chain Partners | Yes* | 0 | 0 | NA | 0 | 0 | NA |

*BAL's stakeholders include our investors, clients, employees, vendors / partners, government, and the community. A whistleblower policy and non-retaliation clause is available to all our stakeholders. Our whistle blower policy is available at http://www.balajiamines.com/pdf/1644382399whistle_blower_policy_balajiamines_final.pdf

24. Overview of the entity's material responsible business conduct issues

Please indicate material responsible business conduct and sustainability issues pertaining to environmental and social matters that present a risk or an opportunity to your business, rationale for identifying the same, approach to adapt or mitigate the risk along-with its financial implications, as per the following format:-

| S. No. | Material issue identified | Indicate whether risk or opportunity (R/O) | Rationale for identifying the risk / opportunity | In case of risk, approach to adapt or mitigate | Financial implications of the risk or opportunity (Indicate positive or negative implications) |
|--------|--|--|--|--|--|
| 1 | Low Boiling point or High Vapour Pressure Chemicals storages at ambient conditions | Risk | Storage Tanks may get pressurised at higher ambient Temperatures and will lead to vapour/gases emissions involves environment and fire hazard. | All such associated risks are identified and classified for suitable storage and preservation criterias in consultation with Experts of the field and the infrastructure provided is inline with API and ASME International codes and standards. All such Tanks are equipped with Refrigeration systems with redundancy to maintain the Temperature below the Risk criterias. In some cases suitably designed scrubbers are installed. Best Instrumentation and accessories are provided for monitoring and Control. | Negative |

**BUSINESS RESPONSIBILITY & SUSTAINABILITY REPORT (Contd.)**

| S. No. | Material issue identified | Indicate whether risk or opportunity (R/O) | Rationale for identifying the risk / opportunity | In case of risk, approach to adapt or mitigate | Financial implications of the risk or opportunity (Indicate positive or negative implications) |
|--------|---|--|---|--|--|
| 2 | Process Residue formations and its disposal | Opportunity | At present the Process Residues are sent for Incineration to CHWTSDF Facility. Due to limitations of logistic some times the residue storages are limitations and this can lead to plant stoppages. Can result in economic penalties and reputation damage. | 1. Indegineous incineration provision with suitable water scrubbers to take care of residue generated in the process and Waste Heat is utilised for concentrating the Inorganic Water Effluent inplace of Multiple Effect Evaporators leading to low carbon foot print. 2. Continual efforts in optimising Distillation processes to reduce the Process Residues and improve the overall Yield. | Positive |
| 3 | Liquid Effluent generation and Higher Carbon Foot print operation by use of Steam Ejectors and Water Ring vaccum Pumps success. | Opportunity | Ejectors requires motive steam and the condensate contains organic leading to addition in Liquid Effluent ,same case is with Water Ring vaccum Pumps. | Most of Vaccum systems are being upgraded by use of Dry Vaccum pumps to minimise the Liquid Effluent Generation and the Condensable is recycled back to Process. The Ejectors and Water Ring vaccump pumps are being used as standby during any contingency. | Positive |
| 4 | Social Responsibility – Alignment with Local Communities for welfare activities as well the Expansions in current Buisness is creating New Jobs opportunity and allied Buisness and adding the Socio-economic value to society. | Opportunity | Most of the Manufacturing facilities and New expansions are taking in and around Solapur. It is necessary to built allied Buisness such as Transportation , Fabrication , warehouses , spares for Machinary etc in order to have best possible ways and means of Logistic . Also a Talent pool with minimum attrition rate is possible only when Local people are being employed having required qualification and skills can be further improved by means of Training. | Major allied Buisness creation has changed the socio -economic aspects of villages nearby. Also the workforce is recruited from the institutions and Colleges in and around manufacturing facilities and mainly from nearby villages and townships. | Positive |

SECTION B: MANAGEMENT AND PROCESS DISCLOSURES

This section is aimed at helping businesses demonstrate the structures, policies and processes put in place towards adopting the NGRBC Principles and Core Elements.

The National Voluntary Guidelines on Social, Environmental and Economic Responsibilities of Business (NVGs) released by the Ministry of Corporate Affairs has adopted nine areas of Business Responsibility. These briefly are as follows:

P1 Business should conduct and govern themselves with Ethics, Transparency and Accountability

P2 Businesses should provide goods and services that are safe and contribute to sustainability throughout their life cycle

P3 Businesses should promote the wellbeing of all employees

P4 Businesses should respect the interests of, and be responsive towards all stakeholders, especially those who are disadvantaged, vulnerable and marginalized

P5 Businesses should respect and promote human rights

P6 Business should respect, protect, and make efforts to restore the environment

BUSINESS RESPONSIBILITY & SUSTAINABILITY REPORT (Contd.)

P7 Businesses, when engaged in influencing public and regulatory policy, should do so in a responsible manner

P8 Businesses should support inclusive growth and equitable development

P9 Businesses should engage with and provide value to their customers and consumers in a responsible manner

| Disclosure Questions | P1 | P2 | P3 | P4 | P5 | P6 | P7 | P8 | P9 |
|---|---|------------------------|--------------------|----|----|----|----|----|----|
| Policy and management processes | | | | | | | | | |
| 1. a. Whether your entity's policy/policies cover each principle and its core elements of the NGRBCs. (Yes/No) | Y | Y | Y | Y | Y | Y | Y | Y | Y |
| b. Has the policy been approved by the Board? (Yes/No) | Y | Y | Y | Y | Y | Y | Y | Y | Y |
| c. Web Link of the Policies, if available | Y | Y | Y | Y | Y | Y | Y | Y | Y |
| 2. Whether the entity has translated the policy into procedures. (Yes / No) | Y | Y | Y | Y | Y | Y | Y | Y | Y |
| 3. Do the enlisted policies extend to your value chain partners? (Yes/No) | Y | Y | Y | Y | Y | Y | Y | Y | Y |
| 4. Name of the national and international codes/certifications/labels/standards (e.g. Forest Stewardship Council, Fairtrade, Rainforest Alliance, Trust) standards (e.g. SA 8000, OHSAS, ISO, BIS) adopted by your entity and mapped to each principle. | NA | Y1 | NA | NA | NA | NA | NA | NA | NA |
| 5. Specific commitments, goals and targets set by the entity with defined timelines, if any. | N | N | N | N | N | N | N | N | N |
| 6. Performance of the entity against the specific commitments, goals and targets along-with reasons in case the same are not met. | NA | NA | NA | NA | NA | NA | NA | NA | NA |
| Governance, leadership and oversight | | | | | | | | | |
| 7. Statement by director responsible for the business responsibility report, highlighting ESG related challenges, targets and achievements <i>"Balaji Amines, since inception, has built its organization pillared on Environmental, Social and Governance. Every strategic decision is taken after it's successfully clears these three aspects. The Company is aspired to follow a good governance model in every aspect of business activities which is useful to attain sustainable development. This will be roadmap to the Company's ESG plans."</i> | | | | | | | | | |
| - Mr. G. Hemanth Reddy Whole-time Director and CFO | | | | | | | | | |
| 8. Details of the highest authority responsible for implementation and oversight of the Business Responsibility policy (ies). | The Board oversees the Business Responsibility and progress on our ESG ambitions. | | | | | | | | |
| 9. Does the entity have a specified Committee of the Board/ Director responsible for decision making on sustainability related issues? (Yes / No). If yes, provide details. | The Stakeholders' Relationship Committee (SRC) of the Board of Directors is responsible for decision making on sustainability related issues. | | | | | | | | |
| | DIN | Name | Designation | | | | | | |
| | 5182741 | Mr. M. Amarender Reddy | Chairman | | | | | | |
| | 00003967 | Mr. A. Prathap Reddy | Member | | | | | | |
| | 00003868 | Mr. G. Hemanth Reddy | Member | | | | | | |

Y1 the Company believes in benchmarking practices and global standards to the best possible extent. The Company has ISO 9001:2015 certification.

Notes:

- All the policies are formulated with detailed analysis and benchmarking across industry. The policies are in compliance with all applicable laws.
- As per the Company's practice, all the mandatory policies under the Indian laws and regulations have been approved by the Board. Other policies are approved by the concerned Functional Head or Managing Director / Joint Managing Director of the Company depending upon the nature of policy.
- All the policies have a policy owner and the respective policy owners are responsible for implementation of the policy.
- Except Code of Conduct and Corporate Social Responsibility Policy, all other policy documents being in-house and internal documents of the Company are accessible to all the employees of the Company and thus are not available on the website of the Company. The Code of Conduct and Corporate Social Responsibility Policy can be accessed on the below link: <http://www.balajiamines.com>
- Any grievance relating to any of the policy can be escalated to the policy owner/ Managing Director & /or Joint Managing Director.
- Implementation of policies is evaluated as a part of internal governance by policy owners.

**BUSINESS RESPONSIBILITY & SUSTAINABILITY REPORT (Contd.)****10. Details of Review of NGRBCs by the Company:**

| Subject for Review | Indicate whether review was undertaken by Director / Committee of the Board/ Any other Committee | | | | | | | | | Frequency (Annually/ Half yearly/ Quarterly/ Any other – please specify) | | | | | | | | |
|--|--|----|----|----|----|----|----|----|----|--|----|----|----|----|----|----|----|----|
| | P1 | P2 | P3 | P4 | P5 | P6 | P7 | P8 | P9 | P1 | P2 | P3 | P4 | P5 | P6 | P7 | P8 | P9 |
| Performance against above policies and follow up action | Y | Y | Y | Y | Y | Y | Y | Y | Y | Q | H | Q | Q | Q | H | H | Q | Q |
| Compliance with statutory requirements of relevance to the principles, and, rectification of any non-compliances | We comply with all applicable laws of the land we operate in | | | | | | | | | Quarterly | | | | | | | | |
| 11. Has the entity carried out independent assessment/ evaluation of the working of its policies by an external agency? (Yes/No). If yes, provide name of the agency. | | | | | | | | | | Not Applicable | | | | | | | | |

12. If answer to question (1) above is “No” i.e. not all Principles are covered by a policy, Reasons to be stated: Not Applicable

SECTION C: PRINCIPLE WISE PERFORMANCE DISCLOSURE

This section is aimed at helping entities demonstrate their performance in integrating the Principles and Core Elements with key processes and decisions. The information sought is categorized as “Essential” and “Leadership”. While the essential indicators are expected to be disclosed by every entity that is mandated to file this report, the leadership indicators may be voluntarily disclosed by entities which aspire to progress to a higher level in their quest to be socially, environmentally and ethically responsible.

PRINCIPLE 1 Businesses should conduct and govern themselves with integrity, and in a manner that is Ethical, Transparent and Accountable.**Essential Indicators**

1. Percentage coverage by training and awareness programmes on any of the Principles during the financial year:

| Segment | Total number of training and awareness programmes held | Topics / principles covered under the training and its impact | % age of persons in respective category covered by the awareness programmes |
|-----------------------------------|--|---|---|
| Board of Directors | 4 | All | 100% |
| Key Managerial Personnel | 12 | All | 85% |
| Employees other than BOD and KMPs | 12 | Principle 2,3 & 5,6,8,9 | 80% |
| Workers | 12 | Principle 2,3 & 5,6 | 75% |

2. Details of fines / penalties /punishment/ award/ compounding fees/ settlement amount paid in proceedings (by the entity or by directors / KMPs) with regulators/ law enforcement agencies/ judicial institutions, in the financial year, in the following format (Note: the entity shall make disclosures on the basis of materiality as specified in Regulation 30 of SEBI (Listing Obligations and Disclosure Obligations) Regulations, 2015 and as disclosed on the entity’s website):

➤ None

3. Of the instances disclosed in Question 2 above, details of the Appeal/ Revision preferred in cases where monetary or non-monetary action has been appealed.

➤ None

4. Does the entity have an anti-corruption or anti-bribery policy? If yes, provide details in brief and if available, provide a web-link to the policy.

BUSINESS RESPONSIBILITY & SUSTAINABILITY REPORT (Contd.)

- Yes. Our Code of Conduct complies with the legal requirements of applicable laws and regulations, including anti-bribery, anti-corruption and ethical handling of conflicts of interest. The Policy on Code of Conduct available at <http://www.balajiamines.com/pdf/1553680298CODEOF%20CONDUCT%20FOR%20PREVENTION%20OF%20INSIDER%20TRADING.pdf>

5. Number of Directors/KMPs/employees/workers against whom disciplinary action was taken by any law enforcement agency for the charges of bribery/ corruption:

| | FY 2021-22 | FY 2020-21 |
|-----------|------------|------------|
| Directors | NA | NA |
| KMPs | NA | NA |
| Employees | NA | NA |
| Workers | NA | NA |

6. Details of complaints with regard to conflict of interest:

| | FY 2021-22 | | FY 2020-21 | |
|--|------------|---------|------------|---------|
| | Number | Remarks | Number | Remarks |
| Number of complaints received in relation to issues of Conflict of Interest of the Directors | NIL | NIL | NIL | NIL |
| Number of complaints received in relation to issues of Conflict of Interest of the KMPs | NIL | NIL | NIL | NIL |

7. Provide details of any corrective action taken or underway on issues related to fines / penalties / action taken by regulators/ law enforcement agencies/ judicial institutions, on cases of corruption and conflicts of interest.

- Not Applicable

PRINCIPLE 2 Businesses should provide goods and services in a manner that is sustainable and safe

Essential Indicators

1. Percentage of R&D and capital expenditure (capex) investments in specific technologies to improve the environmental and social impacts of product and processes to total R&D and capex investments made by the entity, respectively.

| | FY 2021-22 (₹ In Lakhs) | FY 2020-21 (₹ In Lakhs) | Details of improvements in environmental and social impacts |
|-------|----------------------------|----------------------------|--|
| R & D | 56.04 | 94.41 | 1) Catalyst development work for existing products in order to control side reactions & bi-products formation. 2) The intangible benefit is reduce wastages in the process in terms of gases emission & liquid effluent & residues. |
| Capex | - | - | |

2. a. Does the entity have procedures in place for sustainable sourcing? (Yes/No)
- Yes, BAL have procedures defined under ISO guidelines for sustainable sourcing
- b. If yes, what percentage of inputs were sourced sustainably?
- Approximately 45% suppliers of BAL are responsible under these guidelines.
3. Describe the processes in place to safely reclaim your products for reusing, recycling and disposing at the end of life, for (a) Plastics (including packaging) (b) E-waste (c) Hazardous waste and (d) other waste.
- The waste water generated from boiler and cooling tower is recovered through multi stage RO units and used for cooling tower and gardening purpose.

**BUSINESS RESPONSIBILITY & SUSTAINABILITY REPORT (Contd.)**

- The solids generated after MEE are sent to landfill through hazard waste management Companies.
 - Recovered packing material are disposed through approved agencies
4. Whether Extended Producer Responsibility (EPR) is applicable to the entity's activities (Yes / No). If yes, whether the waste collection plan is in line with the Extended Producer Responsibility (EPR) plan submitted to Pollution Control Boards? If not, provide steps taken to address the same.
- Not Applicable

PRINCIPLE 3 Businesses should respect and promote the well-being of all employees, including those in their value chains**Essential Indicators**

1. a. Details of measures for the well-being of employees:

| Category | Total (A) | % of employees covered by | | | | | | | | | |
|---------------------------------------|------------|---------------------------|-------------|--------------------|-------------|--------------------|------------|------------|-----------|---------------------|------------|
| | | Health insurance | | Accident insurance | | Maternity benefits | | Paternity | | Day Care facilities | |
| | | Number (B) | % (B / A) | Number (c) | % (C / A) | Number (D) | % (D / A) | Number (E) | % (E / A) | Number (F) | % (F / A) |
| Permanent employees | | | | | | | | | | | |
| Male | 375 | 375 | 100% | 375 | 100% | 0 | 0% | 0 | 0 | 0 | 0 |
| Female | 19 | 19 | 100% | 19 | 100% | 19 | 100% | 0 | 0 | 19 | 100% |
| Total | 402 | 402 | 100% | 402 | 100% | 19 | 4% | 0 | 0 | 19 | 4% |
| Other than Permanent employees | | | | | | | | | | | |
| Male | 5 | 5 | 100% | 5 | 100% | 0 | 0% | 0 | 0 | 0 | 0 |
| Female | 3 | 3 | 100% | 3 | 100% | 3 | 100% | 0 | 0 | 3 | 100% |
| Total | 8 | 8 | 100% | 8 | 100% | 3 | 38% | 0 | 0 | 3 | 38% |

b. Details of measures for the well-being of workers:

| Category | Total (A) | % of employees covered by | | | | | | | | | |
|---------------------------------------|------------|---------------------------|-------------|--------------------|-------------|--------------------|-----------|------------|-----------|---------------------|-----------|
| | | Health insurance | | Accident insurance | | Maternity benefits | | Paternity | | Day Care facilities | |
| | | Number (B) | % (B / A) | Number (c) | % (C / A) | Number (D) | % (D / A) | Number (E) | % (E / A) | Number (F) | % (F / A) |
| Permanent employees | | | | | | | | | | | |
| Male | 625 | 625 | 100% | 625 | 100% | 0 | 0 | 0 | 0 | 0 | 0 |
| Female | 0 | 0 | 0% | 0 | 0% | 0 | 0 | 0 | 0 | 0 | 0 |
| Total | 625 | 625 | 100% | 625 | 100% | 0 | 0 | 0 | 0 | 0 | 0 |
| Other than Permanent employees | | | | | | | | | | | |
| Male | 144 | 144 | 100% | 144 | 100% | 0 | 0 | 0 | 0 | 0 | 0 |
| Female | 0 | 0 | 0% | 0 | 0% | 0 | 0 | 0 | 0 | 0 | 0 |
| Total | 144 | 144 | 100% | 144 | 100% | 0 | 0 | 0 | 0 | 0 | 0 |

BUSINESS RESPONSIBILITY & SUSTAINABILITY REPORT (Contd.)

2. Details of retirement benefits, for Current FY and Previous Financial Year.

| Benefits | FY 2021-22 | | | FY 2020-21 | | |
|-------------------------|--|--|---|--|--|--|
| | No. of employees covered as a % of total employees | No. of workers covered as a % of total | Deducted and deposited with the authority | No. of employees covered as a % of total employees | No. of workers covered as a % of total workers | Deducted and deposited with the authority (Y/N/N.A.) |
| PF | 394 | 625 | Y | 274 | 579 | Y |
| Gratuity | 394 | 625 | Y | 274 | 579 | Y |
| ESI | 74 | 354 | Y | 75 | 237 | Y |
| Others – please specify | 320 | 271 | Y | 199 | 342 | Y |

3. Accessibility of workplaces

Are the premises / offices of the entity accessible to differently abled employees and workers, as per the requirements of the Rights of Persons with Disabilities Act, 2016? If not, whether any steps are being taken by the entity in this regard.

- Wherever possible provision for access to differently abled persons is provided

4. Does the entity have an equal opportunity policy as per the Rights of Persons with Disabilities Act, 2016?

- Yes

5. Return to work and Retention rates of permanent employees and workers that took parental leave.

| Gender | Permanent employees | | Permanent workers | |
|--------|---------------------|----------------|---------------------|----------------|
| | Return to work rate | Retention rate | Return to work rate | Retention rate |
| Male | NA | NA | NA | NA |
| Female | 100% | 100% | NA | NA |
| Total | 100% | 100% | NA | NA |

6. Is there a mechanism available to receive and redress grievances for the following categories of employees and worker? If yes, give details of the mechanism in brief.

| | Yes/No (If Yes, then give details of the mechanism in brief) |
|--------------------------------|--|
| Permanent Workers | YES |
| Other than Permanent Workers | YES |
| Permanent Employees | YES |
| Other than Permanent Employees | YES |

7. Membership of employees and worker in association(s) or Unions recognised by the listed entity:

| Category | FY 2021-22 | | | FY 2020-21 | | |
|--------------------------------|--|--|-----------|--|--|-----------|
| | Total employees / workers in respective category (A) | No. of employees / workers in respective category, who are part of association(s) or Union (B) | % (B / A) | Total employees / workers in respective category (C) | No. Of employees / workers in respective category, who are part of association(s) or Union (D) | % (D / C) |
| Total Permanent | | | | | | |
| - Male | NA | NA | NA | NA | NA | NA |
| - Female | NA | NA | NA | NA | NA | NA |
| Total Permanent Workers | | | | | | |
| - Male | 625 | 625 | 100% | 579 | 579 | 100% |
| - Female | 0 | 0 | 0 | 0 | 0 | |

**BUSINESS RESPONSIBILITY & SUSTAINABILITY REPORT (Contd.)****8. Details of training given to employees and workers:**

| Category | FY 2021-22 | | | | | FY 2020-21 | | | | |
|------------------|------------|-------------------------------|---------|----------------------|---------|------------|-------------------------------|-----------|----------------------|------|
| | Total (A) | On and Measures Health Safety | | On skill Upgradation | | Total (D) | On and Measures Health Safety | | On skill Upgradation | |
| | No. (B) | % (B / A) | No. (C) | % (C / A) | No. (E) | % (E / D) | No. (F) | % (F / D) | | |
| Employees | | | | | | | | | | |
| Male | 375 | 300 | 80% | 300 | 80% | 263 | 184 | 70% | 211 | 80% |
| Female | 19 | 15 | 80% | 18 | 95% | 11 | 9 | 82% | 11 | 100% |
| Total | 394 | 315 | 80% | 318 | 81% | 274 | 193 | 70% | 222 | 81% |
| Worker | | | | | | | | | | |
| Male | 625 | 468 | 75% | 524 | 84% | 579 | 443 | 77% | 382 | 65% |
| Female | 0 | 0 | 0 | 0 | 0 | 0 | 0 | 0 | 0 | 0 |
| Total | 625 | 468 | 75% | 524 | 84% | 579 | 443 | 77% | 382 | 65% |

9. Details of performance and career development reviews of employees and worker:

We have periodical performance reviews of all the employees and workers with designated head of departments. This will enable the HR function to review with top management for effective performance of each worker and employee on an ongoing basis. The company has once in two years increment cycle for employees. Based on the performance review the employees are given promotion/ career progression opportunities, Workers are linked to Union cadre – for this category the increment cycle, promotions and career development is for every year applicable.

| Category | FY 2021-22 | | | FY 2020-21 | | |
|------------------|------------|---------|---------|------------|---------|----------|
| | Total (A) | No. (B) | % (B/A) | Total (C) | No. (D) | %(D/ C) |
| Employees | | | | | | |
| Male | 375 | 89 | 23% | NA | NA | NA |
| Female | 19 | 8 | 42% | NA | NA | NA |
| Total | 394 | 97 | 25% | NA | NA | NA |
| Workers | | | | | | |
| Male | 625 | 120 | 20% | 579 | 89 | 16% |
| Female | 0 | 0 | 0% | 20 | 0 | 0% |
| Total | 625 | 120 | 20% | 579 | 89 | 16% |

10. Health and safety management system:

- a. Whether an occupational health and safety management system has been implemented by the entity? (Yes/ No). If yes, the coverage such system?
 - Yes, We have EHS department, EHS activity like different types of safety training, first aid training, medical check-up of employees, risk assessment, legal requirement etc, have been carried out.
- b. What are the processes used to identify work-related hazards and assess risks on a routine and non-routine basis by the entity?
 - Work related hazards have been identified by following methods - conduct regular worksite inspections, interviews with workers and managers, critical safety observations are discussed in safety daily meetings and in safety committee meetings. Corrective actions are taken on critical issues,
- c. Whether you have processes for workers to report the work related hazards and to remove themselves from such risks. (Y/N)
 - Yes.
- d. Do the employees/ worker of the entity have access to non-occupational medical and healthcare services? (Yes/ No)
 - Yes.

BUSINESS RESPONSIBILITY & SUSTAINABILITY REPORT (Contd.)

11. Details of safety related incidents, in the following format:

| Safety Incident/Number | Category | FY 2021-22 | FY 2020-21 |
|---|-----------|------------|------------|
| Lost Time Injury Frequency Rate (LTIFR) (per one million- | Employees | Nil | Nil |
| | Workers | Nil | Nil |
| Total recordable work-related injuries | Employees | Nil | Nil |
| | Workers | Nil | Nil |
| No. of fatalities | Employees | Nil | Nil |
| | Workers | Nil | Nil |
| High consequence work-related injury or ill-health | Employees | Nil | Nil |
| | Workers | Nil | Nil |

12. Describe the measures taken by the entity to ensure a safe and healthy work place.

- Daily Inspection of workplace.
- Created a health and safety plan.
- Employees are trained in health and safety at workplace.
- Regular meetings are conducted.
- Maintaining periodical health and safety records.
- Employees are rewarded for safe behaviour.
- Housekeeping is maintained with utmost care.
- Mock drills are conducted with various teams periodically such that each worker and employee are fully trained to manage any eventuality.
- Conducted health checkup for 100% employees and workers every year.

13. Number of Complaints on the following made by employees and workers:

| | FY 2021-22 | | | FY 2020-21 | | |
|--------------------|-----------------------|---------------------------------------|---------|-----------------------|---------------------------------------|---------|
| | Filed during the year | Pending resolution at the end of year | Remarks | Filed during the year | Pending resolution at the end of year | Remarks |
| Working Conditions | NIL | NIL | NIL | NIL | NIL | NIL |
| Health & Safety | NIL | NIL | NIL | NIL | NIL | NIL |

14. Assessments for the year:

| | % of your plants and offices that were assessed |
|-----------------------------|---|
| Health and safety practices | 100% |
| Working Conditions | 100% |

15. Provide details of any corrective action taken or underway to address safety-related incidents (if any) and on significant risks / concerns arising from assessments of health & safety practices and working conditions.

- We have taken some corrective actions wherever incidents happen, preventive actions are taken wherever risk assessment were made to minimize any safety issue.

**BUSINESS RESPONSIBILITY & SUSTAINABILITY REPORT (Contd.)****PRINCIPLE 4: Businesses should respect the interests of and be responsive to all its stakeholders****Essential Indicators**

- Describe the processes for identifying key stakeholder groups of the entity.
 - Investors contributing capital are important stakeholders. We are privileged to share a strong relationship with investors based on a deep understanding of their expectations and our commitment to consistently fulfil them. Stakeholders' value creation is a reflection of our commitment to enhance. Employees enable us to create value for our stakeholders and organization. Suppliers are our key stakeholders who enable us to deliver business value. Our commitment to inclusive growth ensures our customers to get maximum value with sustainable business practices. Our stakeholders are our investors, clients, employees, suppliers, government / regulators and the community at large.
- List stakeholder groups identified as key for your entity and the frequency of engagement with each stakeholder group.

| Stakeholder Group | Whether identified as Vulnerable & Marginalized Group (Yes/ No) | Channels of communication (Email, SMS, Newspaper, Pamphlets, Advertisement, Community Meetings, Notice Board, Website), Other | Frequency of engagement (Annually/ Half yearly/ Quarterly / others – please specify) | Purpose and scope of engagement including key topics and concerns raised during such engagement |
|--|---|---|--|---|
| Shareholders/ Investors | No | Press releases and press Conferences, email, Advertisement in Newspapers, facility of Visits, investor Conferences, conference calls | Annually, Half yearly & Quarterly | <ul style="list-style-type: none"> Helping investors voice their concerns regarding company's policies, strategy, etc. Educating the investor community Understanding shareholder expectations |
| Clients/ Customers | No | Discussion, Meetings, Calls and Conferences, Office Visits on Projects, Management reviews, Relationship meetings and briefings, sponsored events, Newsletters, brochures | Continuous as needed. Annually, Half yearly & Quarterly | <ul style="list-style-type: none"> Understanding client, industry business challenges Identifying opportunities to improve products and services Deciding on investments and capabilities required to fulfil demand Understanding client's data privacy and security requirements |
| Employees | No | Conference Calls, Video Conferencing, Group Discussions, One to One Interactions, Review on Operations | Daily | <ul style="list-style-type: none"> Career Management and Growth Prospects Learning opportunities Compensation structure Building a safety culture and inculcating safe work practices among employees Improving Diversity and Inclusion |
| Suppliers / Collaborators | No | Meetings/calls, visits, events | Monthly & Quarterly | <ul style="list-style-type: none"> Demand Sustainability Credit worthiness Ethical Behavior Fair Business Practices Governance |
| Government / Regulators | No | Project meetings, reviews, calls, surveys, consultative sessions, field visits, due diligence, press releases, press conferences, media interviews and quotes, sponsored events as needed | Continuous | <ul style="list-style-type: none"> Understand areas for sustainable development Discussions on performance and formulate strategy; Share and contribute to thought leadership and insight into public and business concerns; Work in partnership to develop solutions to global challenges Ensure Compliance of all applicable laws, rules and regulations |
| All other stakeholders or community at large | No | Newspaper Advertisement, TV Interviews, Events, Surveys, Press Releases, Visits, Press conferences | As needed | <ul style="list-style-type: none"> Knowledge-exchange collaboration Job creation and other opportunities Continuous Development |

BUSINESS RESPONSIBILITY & SUSTAINABILITY REPORT (Contd.)**PRINCIPLE 5 Businesses should respect and promote human rights****Essential Indicators****1. Employees and workers who have been provided training on human rights issues and policy(ies) of the entity, in the following format: In the process of establishing.**

| Category | FY 2021-22 | | | FY 2020-21 | | |
|----------------------|------------|--|-----------|------------|--|-----------|
| | Total (A) | No. of employees / workers covered (B) | % (B / A) | Total (C) | No. of employees / workers covered (D) | % (D / C) |
| Employees | | | | | | |
| Permanent | NIL | NIL | NIL | NIL | NIL | NIL |
| Other Than Permanent | NIL | NIL | NIL | NIL | NIL | NIL |
| Total Employees | NIL | NIL | NIL | NIL | NIL | NIL |
| Workers | | | | | | |
| Permanent | NIL | NIL | NIL | NIL | NIL | NIL |
| Other Than Permanent | NIL | NIL | NIL | NIL | NIL | NIL |
| Total Employees | NIL | NIL | NIL | NIL | NIL | NIL |

2. Details of minimum wages paid to employees and workers, in the following format:

| Category | FY 2021-22 | | | | | FY 2020-21 | | | | |
|----------------------|------------|-----------------------|-----------|------------------------|-----------|------------|-----------------------|-----------|------------------------|-----------|
| | Total (A) | Equal to Minimum Wage | | More than Minimum Wage | | Total (D) | Equal to Minimum Wage | | More than Minimum Wage | |
| | | No. (B) | % (B / A) | No. (C) | % (C / A) | | No. (E) | % (E / D) | No. (F) | % (F / D) |
| Employees | | | | | | | | | | |
| Permanent | 394 | 0 | 0 | 394 | 100% | 274 | 0 | 0 | 274 | 100% |
| Male | 375 | 0 | 0 | 375 | 100% | 263 | 0 | 0 | 263 | 100% |
| Female | 19 | 0 | 0 | 19 | 100% | 11 | 0 | 0 | 11 | 100% |
| Other than Permanent | 8 | 8 | 0 | 0 | 0 | 0 | 0 | 0 | 0 | 0 |
| Male | 5 | 5 | 100% | 0 | 0 | 0 | 0 | 0 | 0 | 0 |
| Female | 3 | 3 | 100% | 0 | 0 | 0 | 0 | 0 | 0 | 0 |
| Workers | | | | | | | | | | |
| Permanent | 625 | 0 | 0 | 625 | 100% | 579 | 0 | 0 | 579 | 100% |
| Male | 625 | 0 | 0 | 625 | 100% | 579 | 0 | 0 | 0 | 0 |
| Female | 0 | 0 | 0 | 0 | 0 | 0 | 0 | 0 | 579 | 100% |
| Other than Permanent | 144 | 30 | 20% | 114 | 80% | 132 | 48 | 36% | 84 | 64% |
| Male | 144 | 30 | 20% | 114 | 80% | 132 | 48 | 36% | 84 | 64% |
| Female | 0 | 0 | 0 | 0 | 0 | 0 | 0 | 0 | 0 | 0 |

3. Details of remuneration/salary/wages, in the following format:

| | Male | | Female | |
|--------------------------|--------|---|--------|---|
| | Number | Median remuneration/ salary/ wages of respective category | Number | Median remuneration/ salary/ wages of respective category |
| Board of Directors | 10 | 46,03,200 | 0 | 0 |
| Key Managerial Personnel | 16 | 14,11,734 | 9 | 7,22,000 |
| Employees other than BOD | 359 | 3,70,265 | 10 | 3,45,218 |
| Workers | 625 | 2,07,104 | 0 | 0 |

**BUSINESS RESPONSIBILITY & SUSTAINABILITY REPORT (Contd.)**

4. Do you have a focal point (Individual/ Committee) responsible for addressing human rights impacts or issues caused or contributed to by the business? (Yes/No)

➤ Yes

5. Describe the internal mechanisms in place to redress grievances related to human rights issues.

➤ Reporting avenues have been provided for BAL employees, customers, suppliers and other stakeholders to raise concerns or make disclosures when they become aware of any actual or potential violation of the Company Code, policies or law including human rights violation. Representations made in the reporting avenues are reviewed and appropriate action is taken on substantiated violations.

6. **Number of Complaints on the following made by employees and workers:**

| FY 2021-22 | | | FY 2020-21 | | |
|-----------------------------------|---------------------------------------|---------|-----------------------|---------------------------------------|---------|
| Filed during the year | Pending resolution at the end of year | Remarks | Filed during the year | Pending resolution at the end of year | Remarks |
| Sexual | 0 | 0 | 0 | 0 | 0 |
| Discrimination at workplace | 0 | 0 | 0 | 0 | 0 |
| Child Labour | 0 | 0 | 0 | 0 | 0 |
| Forced Labour/Involuntary Labour | 0 | 0 | 0 | 0 | 0 |
| Wages | 0 | 0 | 0 | 0 | 0 |
| Other human rights related issues | 0 | 0 | 0 | 0 | 0 |

7. Mechanisms to prevent adverse consequences to the complainant in discrimination and harassment cases.

➤ Concerns on discrimination and harassment are dealt with confidentially. BAL does not tolerate any form of retaliation against anyone reporting good faith concerns. Anyone involved in targeting such a person raising such complaints will be subject to disciplinary action.

8. Do human rights requirements form part of your business agreements and contracts?

➤ Yes

9. **Assessments for the years:**

| | % of your plants and offices that were assessed |
|-----------------------------|---|
| Child labour | BAL internally monitors compliances of all relevant laws and policies pertaining to these issues. |
| Forced/involuntary labour | |
| Sexual harassment | |
| Discrimination at workplace | |
| Wages | |
| Others – please specify | |

10. Provide details of any corrective actions taken or underway to address significant risks /concerns arising from the assessments at Question 9 above.

➤ Not applicable

BUSINESS RESPONSIBILITY & SUSTAINABILITY REPORT (Contd.)

PRINCIPLE 6: Businesses should respect and make efforts to protect and restore the environment

Essential Indicators

1. Details of total energy consumption (in Joules or multiples) and energy intensity, in the following format:

| Parameter | FY 2021-22 | FY2020-21 |
|---|-------------------------|------------------------|
| Total electricity consumption (A) | 26,28,87,676.00 | 25,30,97,629.00 |
| Total fuel consumption (B) | 90,05,77,794.00 | 54,49,57,132.00 |
| Energy consumption through other sources (C) | 2,67,98,981.00 | 1,03,96,022.00 |
| Total energy consumption (A+B+C) | 119,02,64,451.00 | 42,15,54,706.00 |
| Energy intensity per rupee of turnover (Total energy consumption/ turnover in rupees) | 0.06 | 0.03 |
| Energy intensity (optional) – the relevant metric may be selected by the entity | | |

Note: Indicate if any independent assessment/ evaluation/assurance has been carried out by an external agency? (Y/N) If yes, name of the external agency. ➤ No

2. Does the entity have any sites / facilities identified as designated consumers (DCs) under the Performance, Achieve and Trade (PAT) Scheme of the Government of India? (Y/N) If yes, disclose whether targets set under the PAT scheme have been achieved. In case targets have not been achieved, provide the remedial action taken, if any.

➤ No

3. Provide details of the following disclosures related to water, in the following format:

| Parameter | FY2021-22 | FY 2020-21 |
|---|-----------------|-----------------|
| Water withdrawal by source (in kilolitres) | | |
| (i) Surface water | 315441 | 353421 |
| (ii) Groundwater | 187709 | 164383 |
| (iii) Third party water | 0 | 0 |
| (iv) Seawater / desalinated water | 0 | 0 |
| (v) Others | 0 | 0 |
| Total volume of water withdrawal (in kilolitres) (i + ii + iii + iv + v) | 503150 | 517804 |
| Total volume of water consumption (in kilolitres) | 503150 | 517804 |
| Water intensity per rupee of turnover (Water consumed / turnover) | 0.000026 | 0.000042 |
| Water intensity (optional) – the relevant metric may be selected by the entity | | |

Note: Indicate if any independent assessment/ evaluation/assurance has been carried out by an external agency? (Y/N) If yes, name of the external agency.

➤ No.

4. Has the entity implemented a mechanism for Zero Liquid Discharge? If yes, provide details of its coverage and implementation.

➤ Yes, all the BAL sites have implemented Zero Liquid Discharge facilities. The Coverage is for both Organic and Inorganic Effluents.

**BUSINESS RESPONSIBILITY & SUSTAINABILITY REPORT (Contd.)****5. Please provide details of air emissions (other than GHG emissions) by the entity, in the following format:**

| Parameter | Please specify unit | FY 2021-22 | FY2020-21 |
|-------------------------------------|--|------------|-----------|
| NOx | mg/Nm3 | 0-500 | 0-500 |
| SOx | mg/Nm3 | 0-600 | 0-600 |
| Particulate matter (PM) | Ppm | 0-150 | 0-150 |
| Persistent organic pollutants (POP) | NA | NA | NA |
| Volatile organic compounds (VOC) | Process Scrubbers / absorbers are provided wherever applicable | | |
| Hazardous air pollutants (HAP) | NA | NA | NA |
| Others – please specify | NA | NA | NA |

Note: Indicate if any independent assessment/ evaluation/assurance has been carried out by an external agency? (Y/N) If yes, name of the external agency.

➤ Yes. Savant Envitech Pvt. Ltd.

6. Provide details of greenhouse gas emissions (Scope 1 and Scope 2 emissions) & its intensity, in the following format:

➤ Not Applicable

| Parameter | Unit | FY 2021-22 | FY 2020-21 |
|---|---------------------------------|------------|------------|
| Total Scope 1 emissions (Break-up of the GHG into CO2, CH4, N2O, HFCs, PFCs, SF6, NF3, if available) | Metric tonnes of CO2 equivalent | NA | NA |
| Total Scope 2 emissions (Break-up of the GHG into CO2, CH4, N2O, HFCs, PFCs, SF6, NF3, if available) | Metric tonnes of CO2 equivalent | NA | NA |
| Total Scope 1 and Scope 2 emissions per rupee of turnover | | NA | NA |
| Total Scope 1 and Scope 2 emission intensity (optional) – the relevant metric may be selected by the entity | | NA | NA |

Note: Indicate if any independent assessment/ evaluation/assurance has been carried out by an external agency? (Y/N) If yes, name of the external agency.

➤ No.

7. Does the entity have any project related to reducing Green House Gas emission? If Yes, then provide details.

➤ Since BAL site does not have any GHG emissions, no GHG project is being initiated.

BUSINESS RESPONSIBILITY & SUSTAINABILITY REPORT (Contd.)**8. Provide details related to waste management by the entity, in the following format:**

| Parameter | FY 2021-22 | FY 2020-21 |
|--|--|--|
| Total Waste generated (in metric tonnes) | | |
| Plastic waste (A) | 0 | 0 |
| E-waste (B) | 0 | 0 |
| Bio-medical waste (C) | NA | NA |
| Construction and demolition waste (D) | 0 | 0 |
| Battery waste (E) | 0 | 0 |
| Radioactive waste (F) | NA | NA |
| Other Hazardous waste. Please specify, if any. (G) | 282.15 | 399.08 |
| Other Non-hazardous waste generated (H). Please specify, if any. (Break-up by composition i.e. by materials relevant to the sector) | Total : 7191 (MT/Annum) Ash MT/Annum- 7191 Solid Organic waste - Corn Cob MT/Annum - 0 | Total : 5275 (MT/Annum) Ash MT/Annum- 5275 Solid Organic waste - Corn Cob MT/Annum - 0 |
| Total (A+B + C + D + E + F + G + H) | 7473.15 | 5974.08 |
| For each category of waste generated, total waste recovered through recycling, re-using or other recovery operations (in metric tonnes) | | |
| Category of waste | | |
| (i) Recycled | No | No |
| (ii) Re-used | No | No |
| (iii) Other recovery operations | No | No |
| For each category of waste generated, total waste disposed by nature of disposal method (in metric tonnes) | | |
| Category of waste | | |
| (i) Incineration through CHWTSDf | Distillation Residue | Distillation Residue |
| (ii) Landfilling through CHWTSDf | ETP Sludge, Decontamination residue after treatment | ETP Sludge, Decontamination residue after treatment |
| (iii) Other disposal operations | Spent Catalyst and Spent Oil | Spent Catalyst and Spent Oil |

Note: Indicate if any independent assessment/ evaluation/assurance has been carried out by an external agency? (Y/N) If yes, name of the external agency : No

9. Briefly describe the waste management practices adopted in your establishments. Describe the strategy adopted by your company to reduce usage of hazardous and toxic chemicals in your products and processes and the practices adopted to manage such wastes.

➤ Present Waste Management Practices

- a. Incineration through CHWTSDf
- b. Land filling after treatment through CHWTSDf
- c. Some of the Waste e.g Spent Oil through Authorised Recycler.
- d. Own Incineration facility is in place.
- e. Membrane Technologies for the reduction of inorganic waste and further integrated with Multiple effect evaporators and ATFD units.
- f. Best Process plant Technologies whereby waste is controlled at source and provisions of recycles are in place.
 - Strategies adopted by the Company to reduce hazardous and Toxic chemicals in Products and Processes
 - a. Selection of Process Route and Technology using Chemicals which are Safe to handle, store, use and are Biodegradable.
 - b. Catalyst selection in most of the reactions controls the unwanted/undesired side reactions and bi-products.

**BUSINESS RESPONSIBILITY & SUSTAINABILITY REPORT (Contd.)**

10. If the entity has operations/offices in/around ecologically sensitive areas (such as national parks, wildlife sanctuaries, biosphere reserves, wetlands, biodiversity hotspots, forests, coastal regulation zones etc.) where environmental approvals / clearances are required, please specify details in the following format:

| S. No. | Location of operations/offices | Type of operations | Whether the conditions of environmental approval / clearance are being complied with? (Y/N) If no, the reasons thereof and corrective action taken, if any. |
|--------|--------------------------------|------------------------|--|
| 1 | Unit-1, Tamalwadi, Osmanabad | Chemical Manufacturing | Yes |
| 2 | Unit 2, Hyderabad | Chemical Manufacturing | Yes |
| 3 | Unit 3, MIDC Chincholi | Chemical Manufacturing | Yes |
| 4 | Unit 4, MIDC Chincholi | Chemical Manufacturing | Yes |

11. Details of environmental impact assessments of projects undertaken by the entity based on applicable laws, in the current financial year:

| Name and brief details of project | EIA Notification No. | Date | Whether conducted by independent external agency (Yes / No) | Results communicated in public domain (Yes / No) | Relevant Web link |
|-----------------------------------|----------------------|------|---|--|-------------------|
| NO | | | | | |

12. Is the entity compliant with the applicable environmental law/ regulations/ guidelines in India; such as the Water (Prevention and Control of Pollution) Act, Air (Prevention and Control of Pollution) Act, Environment protection act and rules thereunder (Y/N). If not, If not, provide details of all such non-compliances, in the following format:

| S. No. | Specify the law / regulation / guidelines which was not complied with | Provide details of the non-compliance | Any fines / penalties / action taken by regulatory agencies such as pollution control boards or by courts | Corrective action taken, if any |
|--|---|---------------------------------------|---|---------------------------------|
| Company is meeting all Compliances with applicable environment law/regulations /guidelines in India such as Water Act, Air act, Environment protection act and rules thereunder and is being demonstrated in Six monthly MOEF Compliance documents and also the new projects are being under taken as and when New /revised law/regulations/guidelines are being communicated by respective Authorities/ agency. | | | | |

Leadership Indicators

1. Provide break-up of the total energy consumed (in Joules or multiples) from renewable and non-renewable sources, in the following format:

| Parameter | FY 2021-22 (Current Financial Year) | FY 2020-21 (Previous Financial Year) |
|---|--|---|
| From renewable sources (in GJoules/Annum) | | |
| Total electricity consumption (A) | 3,15,26,839 | 3,26,40,127 |
| Total fuel consumption (B) | 1,08,639.745 | 91,436.100 |
| Energy consumption through other sources (C) | 26,95,235 | 4,56,772 |
| Total energy consumed from renewable sources (A+B+C) | 3,43,30,713.745 | 3,31,88,335.100 |
| From non-renewable sources | | |
| Total electricity consumption (D) | - | - |
| Total fuel consumption (E) | - | - |
| Energy consumption through other sources (F) | - | - |
| Total energy consumed from non-renewable sources (D+E+F) | - | - |

Note: Indicate if any independent assessment/ evaluation/assurance has been carried out by an external agency? (Y/N) If yes, name of the external agency? (Y/N) If yes, name of the external agency : No.

BUSINESS RESPONSIBILITY & SUSTAINABILITY REPORT (Contd.)

2. Provide the following details related to water discharged:

BAL all sites being ZLD Manufacturing facilities, the water discharge criteria is not applicable to us.

| Parameter | FY 2021-22 | FY 2020-21 |
|--|------------|------------|
| Water discharge by destination and level of treatment (in kilolitres) | | |
| (i) To Surface water | NA | NA |
| - No treatment | NA | NA |
| - With treatment – please specify level of treatment | NA | NA |
| (ii) To Groundwater | NA | NA |
| - No treatment | NA | NA |
| - With treatment – please specify level of treatment | NA | NA |
| (iii) To Seawater | NA | NA |
| - No treatment | NA | NA |
| - With treatment – please specify level of treatment | NA | NA |
| (iv) Sent to third-parties | NA | NA |
| - No treatment | NA | NA |
| - With treatment – please specify level of treatment | NA | NA |
| (v) Others | NA | NA |
| - No treatment | NA | NA |
| - With treatment – please specify level of treatment | NA | NA |
| Total water discharged (in kilolitres) | NA | NA |

Note: Indicate if any independent assessment/ evaluation/assurance has been carried out by an external agency? (Y/N) If yes, name of the external agency : No.

3. Water withdrawal, consumption and discharge in areas of water stress (in kilolitres):

For each facility / plant located in areas of water stress, provide the following information:

- (i) Name of the area : Solapur (New Expansions are being done in designated MIDC area)
- (ii) Nature of operations : Manufacturing of Chemicals
- (iii) Water withdrawal, consumption and discharge in the following format:

| Parameter | FY 2021-22 | FY 2020-21 |
|---|----------------|----------------|
| Water withdrawal by source (in kilolitres) | | |
| (i) Surface water | 315441 | 353421 |
| (ii) Groundwater | 187709 | 164383 |
| (iii) Third party water | 0 | 0 |
| (iv) Seawater / desalinated water | Not applicable | Not applicable |
| (v) Others | Not applicable | Not applicable |
| Total volume of water withdrawal (in kilolitres) | 503150 | 517804 |
| Total volume of water consumption (in kilolitres) | 503150 | 517804 |
| Water intensity per rupee of turnover (Water consumed / turnover) | 0.000026 | 0.000042 |
| Water intensity (optional) – the relevant metric may be selected by the entity | | |
| Water discharge by destination and level of treatment (in kilolitres) | | |

**BUSINESS RESPONSIBILITY & SUSTAINABILITY REPORT (Contd.)**

(i) Into Surface water

- No treatment

- With treatment – please specify level of treatment

(ii) Into Groundwater

- No treatment

- With treatment – please specify level of treatment

(iii) Into Seawater

- No treatment

- With treatment – please specify level of treatment

(iv) Sent to third-parties

- No treatment

- With treatment – please specify level of treatment

(v) Others

- No treatment

- With treatment – please specify level of treatment

Total water discharged (in kilolitres)

Not Applicable as all sites are " ZLD " Zero Liquid Discharge Manufacturing Facilities

Note: Indicate if any independent assessment/ evaluation/assurance has been carried out by an external agency? (Y/N) If yes, name of the external agency: No.

4. Please provide details of total Scope 3 emissions & its intensity, in the following format:

| Parameter | Unit | FY 2021-22 | FY 2020-21 |
|--|---------------------------------|------------|------------|
| Total Scope 3 emissions (Break-up of the GHG into CO2, CH4, N2O, HFCs, PFCs, SF6, NF3, if available) | Metric tonnes of CO2 equivalent | NA | NA |
| Total Scope 3 emissions per rupee of turnover | | NA | NA |
| Total Scope 3 emission intensity (optional) – the relevant metric may be selected by the entity | | NA | NA |

Note: Indicate if any independent assessment/ evaluation/assurance has been carried out by an external agency? (Y/N) If yes, name of the external agency.

5. With respect to the ecologically sensitive areas reported at Question 10 of Essential Indicators above, provide details of significant direct & indirect impact of the entity on biodiversity in such areas along-with prevention and remediation activities.

- The sites and Expansions are being awarded Environment Clearances with due consideration that there are no Direct or Indirect impacts on Biodiversity as most of the sites and Expansion plans are located in Designated Industrial areas complying with EPA (Environment Protection Act) and with due assessments, appropriate Infrastructure is provided at all sites with required Environment considerations as per Guidelines.

BUSINESS RESPONSIBILITY & SUSTAINABILITY REPORT (Contd.)

6. If the entity has undertaken any specific initiatives or used innovative technology or solutions to improve resource efficiency, or reduce impact due to emissions / effluent discharge / waste generated, please provide details of the same as well as outcome of such initiatives, as per the following format:

| Sr. No | Initiative undertaken | Details of the initiative (Web-link, if any, may be provided along-with summary) | | | Outcome of the initiative |
|--------|---|---|---------|-------------------|---|
| 1 | Unit-4 Expansion ,Installed Air Cooled Condensers in Process plant as a substitute to Conventional Induced Draft Cooling Towers . This has saved Water substantially for the entire site as major water Intensive operation was process Condensers. | Air Cooled Condenser Tag No. | HTA, M2 | Heat Duty Kcal/hr | Saving of water, M3/hr |
| | | EA-121 | 1133.2 | 310000 | 0.574074074074074 |
| | | EA-131 | 414.3 | 119000 | 0.22037037037037 |
| | | EA-221 | 3528.7 | 1613000 | 2.98703703703704 |
| | | EA-231 | 3360.75 | 2675000 | 4.9537037037037 |
| | | EA-241 | 1737.3 | 1014000 | 1.87777777777778 |
| | | EA-251 | 276.2 | 244000 | 0.451851851851852 |
| | | EA-254 | 237.6 | 96000 | 0.177777777777778 |
| | | EA-261 | 282.16 | 236000 | 0.437037037037037 |
| | | EA-263 | 193.06 | 25000 | 0.046296296296296 |
| | | EA-271 | 774.89 | 245000 | 0.453703703703704 |
| | | EA-281 | 2605.9 | 1302000 | 2.41111111111111 |
| | | EA-291 | 774.89 | 484000 | 0.896296296296296 |
| | | Total 12 Nos. | | 836300 | 15.487037037037 |
| 2 | Use of Dry Vaccum Pumps in Distillation Columns | Use of Single stage Dry Vaccum Pumps with Boosters and use of Multistage Dry Vaccum Pump in all Distillation Columns enabling substitute for Steam Ejectors and Water Ring Vaccum Pumps | | | Reduction in carbon Foot print and liquid effluents |
| | | 16 Nos. | | | 1628 Kg/hr Reduction in Liquid Effluent |

7. Does the entity have a business continuity and disaster management plan? Give details in 100 words/ web link.
- BAL has onsite Emergency plan for all sites. Though for any Emergency (Inside as well outside) there are trained teams comprising of Operation, Engineering, Safety and Fire crew available at all sites with required Tools and Tackles for identified Emergencies and preparedness is ensured through Risks mitigation. Also BAL team works in close co-ordination with Local authorities like Fire Dept, MIDC, Collector office, State Pollution Boards etc All the Hazardous chemical storages are equipped with Fire and Safety infrastructure, periodic testing and Inspection is done for ensuring Mechanical Integrity. Suitable Pressure Control systems and accessories are installed for Control and Monitoring. Certain tank farm areas are in compliance with PESO regulations and 100% compliance is ensured. Area Classification guidelines are ensured as per IS, ATEX and NFPA guidelines.
 - BAL has prepared policy frameworks inside premises whereby major loading and Unloading activities are restricted in silent hours and accordingly infrastructure is created. All Raw material and Finished Good Tankers are in compliance with HAZCHEM, SMPV Guidelines ensuring during Transport the Risk associated in Public areas are taken care. All the Drums /containers are as per UN Code and with compatible Material of Construction.
 - The Risk associated in value chain are identified and the mitigation measures are taken.



BUSINESS RESPONSIBILITY & SUSTAINABILITY REPORT (Contd.)

8. Disclose any significant adverse impact to the environment, arising from the value chain of the entity. What mitigation or adaptation measures have been taken by the entity in this regard.
 - There is no significant impact arising from value chain ,though continual efforts are being put in identifying various risks associated and mitigation measures are taken to avoid any adversity.
9. Percentage of value chain partners (by value of business done with such partners) that were assessed for environmental impacts.
 - The credentials of all value chain partners are verified and is being part of evaluation and contracts, endorsed by getting details pertaining to relevant certifications and standards.

PRINCIPLE 7 Businesses, when engaging in influencing public and regulatory policy, should do so in a manner that is responsible and transparent

Essential Indicators

1. a. Number of affiliations with trade and industry chambers/ associations.
 - Refer to response below
- b. List the top 10 trade and industry chambers/ associations (determined based on the total members of such body) the entity is a member of/ affiliated to.

| S. No. | Name of the trade and industry chambers/ associations | Reach of trade and industry chambers/ associations |
|--------|---|--|
| 1 | Basic Chemicals Cosmetic & Dyes Export Promotion Council, | Mumbai |
| 2 | Federation of Indian Export Organisations | Mumbai |
| 3 | Service Export Promotion Council | New Delhi |
| 4 | Indian Chemical Council | Mumbai |
| 5 | Solapur Chamber of Commerce, Industries & Agriculture | Solapur |
| 6 | Federation of Indian Chambers of Commerce & Industry | New Delhi |
| 7 | Chemexcil- Chemicals Export Promotion Council | Mumbai |
| 8 | Federation of Telangana Chambers of Commerce and Industry | Hyderabad |
| 9 | Bulk Drug Manufacturers Association | Hyderabad |
| 10 | Chemical Industries Association | Chennai |

2. Provide details of corrective action taken or underway on any issues related to anti- competitive conduct by the entity, based on adverse orders from regulatory authorities.
 - None

PRINCIPLE 8 Businesses should promote inclusive growth and equitable development

Essential Indicators

1. Details of Social Impact Assessments (SIA) of projects undertaken by the entity based on applicable laws, in the current financial year.
 - Not applicable – we have no SIA notification
2. Provide information on project(s) for which ongoing Rehabilitation and Resettlement (R&R) is being undertaken by your entity, in the following format:
 - Not Applicable

BUSINESS RESPONSIBILITY & SUSTAINABILITY REPORT (Contd.)

3. Describe the mechanisms to receive and redress grievances of the community.

- The Balaji Foundation works closely with the community in identified areas of contribution in the domains of education, healthcare, destitute care, rural development, art and culture, and disaster relief. Within its areas of work, the Foundation has robust mechanisms to assess the impact of projects on intended beneficiaries. These mechanisms range from one-on-one and group discussions with beneficiaries to independent external assessments, among others, and provide ample opportunity to receive and redress grievances of the intended beneficiaries

4. Percentage of input material (inputs to total inputs by value) sourced from suppliers:

| | FY 2021-22 | FY 2020-21 |
|---|------------|------------|
| Directly sourced from MSMEs/ small producers | 17.28% | 16.83% |
| Sourced directly from within the district and neighboring districts | 2.76% | 3.90% |

PRINCIPLE 9 Businesses should engage with and provide value to their consumers in a responsible manner

Essential Indicators

1. Describe the mechanisms in place to receive and respond to consumer complaints and feedback.

- We are committed to surpassing client expectations consistently. We have robust mechanisms to track and respond to customer complaints and feedback in the delivery of our services. Our latest annual client survey indicates that a large set of clients are delighted with Balaji Amines, sustaining the healthy positive client sentiment attained over the years. Client sentiment around our resilience, agility, client centricity, excellence in execution, quality of deliverables, base delivery, tools, and methodologies, is extremely positive.

2. Turnover of products and/ services as a percentage of turnover from all products/service that carry information about:

| | As a percentage to total turnover |
|---|-----------------------------------|
| Environmental and social parameters relevant to the product | NA |
| Safe and responsible usage | NA |
| Recycling and/or safe disposal | NA |

3. Number of consumer complaints in respect of data privacy, advertising, cybersecurity, delivery of essential services, restrictive trade practices, and unfair trade practices

- We do not have any consumer complaints in respect of data privacy, advertising, cybersecurity, delivery of essential services, restrictive trade practices, unfair trade practices

4. Details of instances of product recalls on account of safety issues:

- Not Applicable

5. Does the entity have a framework/ policy on cyber security and risks related to data privacy? (Yes/No) If available, provide a web-link of the policy.

- Yes. The web link of the policy at www.balajiamines.com/investorrelations/

6. Provide details of any corrective actions taken or underway on issues relating to advertising, and delivery of essential services; cyber security and data privacy of customers; re-occurrence of instances of product recalls; penalty / action taken by regulatory authorities on safety of products / services.

- None



BUSINESS RESPONSIBILITY & SUSTAINABILITY REPORT (Contd.)

Leadership Indicators

1. Channels / platforms where information on products and services of the entity can be accessed (provide web link, if available).
 - www.balajiamines.com
2. Steps taken to inform and educate consumers about safe and responsible usage of products and/or services.

Each and every consignment goes with our MSDS which will enable our consumers how to handle and dispose of in any situation
3. Mechanisms in place to inform consumers of any risk of disruption/discontinuation of essential services.
 - Each customer relationship in Balaji Amines has a business continuity mechanism to handle any disruption of services/ products and a suitable communication plan.
4. Does the entity display product information on the product over and above what is mandated as per local laws? (Yes/No/Not Applicable) If yes, provide details in brief. Did your entity carry out any survey with regard to consumer satisfaction relating to the major products / services of the entity, significant locations of operation of the entity or the entity as a whole? (Yes/No)
 - Yes.
5. Provide the following information relating to data breaches:
 - a. Number of instances of data breaches along-with impact
 - In fiscal 2022, there were no substantiated complaints received concerning breaches of customer privacy from outside parties and regulatory authorities. There was only one breach identified during the reporting period, outside the organization and where users were notified of the breach
 - b. Percentage of data breaches involving personally identifiable information of customers
 - 0%

REPORT ON CORPORATE GOVERNANCE

1. COMPANY'S PHILOSOPHY ON CORPORATE GOVERNANCE

Your Company has all the process, protocols and system of Corporate Governance and has been following fair, transparent and ethical governance practices and follows to the Tee and also it to be essential for enhancing long-term shareholder value and retaining investor confidence & trust. Your Company believes that Corporate Governance is about best practices of a business to be imbibed into the culture of the organization and complying with value systems, ethical business practices, complying to laws and regulations to achieve the main objects of the Company through best practices.

The Company believes to grow and be successful by following systems, protocols, policies and practices which are ethical and sustainable while being competitive.

Policies, processes, practices and actions of the Company are carefully designed to further the objectives of Good Corporate Governance of the Company, thereby enhancing its performance and improving stakeholder's value and fulfilling its obligations towards the Government, its shareholders, employees and other stakeholders.

2. BOARD OF DIRECTORS

The composition of the Board of your Company is in conformity with the provisions of the Companies Act, 2013 ("the Act") and the Securities and Exchange Board of India (Listing Obligations and Disclosure Requirements)

The names and categories of Directors, their attendance at the Board Meetings held during the year and at the last Annual General Meeting (AGM) held on 9th August, 2021, and also the number of Directorships and committee positions held by them in public limited companies are as follows:

| Name of the Director | Category | No of Board Meetings attended during 2021-22 | Attendance at the Last AGM (9 th August, 2021) | No. of Directorships in Other Companies | | Memberships held in committees of other public Companies* | Chairmanships held in committees of other Public Companies* | Name of other listed entities where he/she is a director and the category of directorship |
|---|----------------------------------|--|---|---|--------|---|---|---|
| | | | | Private | Public | | | |
| Mr. A. Prathap Reddy Executive Chairman DIN: 00003967 | Executive Director (Promoter) | 5 | Yes | 1 | 1 | 0 | 0 | - |
| Mr. D. Ram Reddy Managing Director DIN : 00003864 | Executive Director (Promoter) | 5 | Yes | 6 | 1 | 0 | 0 | - |
| Mr. N. Rajeshwar Reddy Joint Managing Director DIN : 00003854 | Executive Director (Promoter) | 5 | Yes | 3 | 1 | 0 | 0 | - |

Regulations, 2015 ("Listing Regulations"), as amended from time to time.

The Company's board consists of 10 (Ten) Directors as on 31st March, 2022. Out of 10 Directors, 5 Directors are Independent Directors including one (1) woman Director. The Chairman of the Board is an Executive Director. None of the Independent Directors of the Company had any material pecuniary relationship or transactions with the Company, its promoter, its management during 2021-22, which may affect independence of the Independent Directors. All Directors mentioned above as Independent Directors, fall within the expression of "Independent Directors" as mentioned in SEBI (Listing Obligation and Disclosure Requirements) Regulations, 2015 and Companies Act, 2013.

a) Number of Board Meetings and Attendance of the Directors at Meetings of the Board and at the Last Annual General Meeting

The Board of Directors met 5 (five) times during the year under review on 24th May, 2021, 30th June, 2021, 2nd August, 2021, 27th October, 2021 and 2nd February, 2022. The Requisite quorum was present for all the Meetings. The Board met at least once in a calendar quarter and the maximum time gap between any two Meetings was not more than one hundred and twenty days. These Meetings were well attended. The 33rd Annual General Meeting was held on 9th August, 2021 over video conferencing mode due to covid-19 pandemic as per the MCA guidelines.



| Name of the Director | Category | No of Board Meetings attended during 2021-22 | Attendance at the Last AGM (9th August, 2021) | No. of Directorships in Other Companies | | Memberships held in committees of other public Companies* | Chairmanships held in committees of other Public Companies* | Name of other listed entities where he/she is a director and the category of directorship |
|---|------------------------------------|--|---|---|--------|---|---|---|
| | | | | Private | Public | | | |
| Mr. G. Hemanth Reddy Whole-time Director & CFO DIN : 00003868 | Executive Director (Promoter) | 4 | Yes | 0 | 1 | 1 | 0 | - |
| Mr. A. Srinivas Reddy Whole-time Director DIN: 03169721 | Executive Director (Promoter) | 5 | Yes | 0 | 1 | 0 | 0 | - |
| Mr. T. Naveena Chandra Independent Director DIN: 00231636 | Independent Non-Executive Director | 4 | Yes | 3 | 2 | 2 | 2 | 1. Sri KPR Industries Limited- Non-Executive - Independent Director 2. Saaketa Consultant Limited- Executive Director |
| Mr. M. Amarender Reddy Independent Director DIN : 05182741 | Independent Non-Executive Director | 4 | Yes | 0 | 1 | 0 | 0 | - |
| Mr. C.S.N. Murthy Independent Director DIN : 00142138 | Independent Non-Executive Director | 4 | Yes | 2 | 2 | 2 | 0 | 1. Gland Pharma Limited Non-Executive - Independent Director, Shareholder Director 2. Vijaya Diagnostic Centre Limited - Non- Executive - Independent Director |
| Mr. Kashinath R. Dhole Independent Director DIN : 01076675 | Independent Non-Executive Director | 5 | Yes | 1 | 2 | 2 | 1 | 1. Smruthi Organics Limited- Non-Executive - Independent Director |
| Mrs. Vimala B. Madon Independent Director DIN : 06925101 | Independent Non-Executive Director | 4 | Yes | 1 | 1 | 0 | 0 | 1. Godavari Drugs Limited- Non-Executive - Independent Director |

*Membership/Chairmanship of Audit Committees and Stakeholders' Relationship Committees

None of the Directors on the Board is a member of more than 10 Committees and Chairman of more than 5 Committees across all the companies in which they are directors. None of the Directors hold office in more than 10 public companies. None of the Directors serve as Independent Director in more than seven listed companies.

b) Disclosure of relationships between directors inter-se:

- Mr. A. Prathap Reddy, Executive Chairman of the Company is father of Mr. A. Srinivas Reddy, Whole time Director of the Company, Father In Law of Mr. G. Hemanth Reddy, Whole time Director and CFO of the Company and Uncle of Mr. D. Ram Reddy, Managing Director of the Company.
- Mr. D. Ram Reddy, Managing Director of the Company is Nephew of Mr. A. Prathap Reddy, Executive Chairman of the Company and Cousin of Mr. A. Srinivas Reddy Whole time Director of the Company.
- Mr. N. Rajeshwar Reddy, Joint Managing Director of the Company is Brother in Law of Mr. G. Hemanth Reddy, Whole time Director and CFO of the Company.
- Mr. G. Hemanth Reddy, Whole time Director and CFO of the Company is Son in Law of Mr. A. Prathap Reddy, Executive Chairman of the Company, Brother in Law of Mr. N. Rajeshwar Reddy, Joint Managing Director of the

Company and Brother in Law of Mr. A. Srinivas Reddy, Wholetime Director of the Company.

- Mr. A. Srinivas Reddy, Whole time Director of the Company Son of Mr. A. Prathap Reddy, Executive Chairman of the Company, Brother in Law of Mr. G. Hemanth Reddy, Whole time Director and CFO of the Company and Cousin of Mr. D. Ram Reddy, Managing Director of the Company.

c) NUMBER OF SHARES HELD BY NON-EXECUTIVE DIRECTORS

| Name of Director | Designation | No. of Shares held |
|------------------------|----------------------|--------------------|
| Mr. T. Naveena Chandra | Independent Director | 1089 |
| Mr. M. Amarender Reddy | Independent Director | - |
| Mr. C.S.N. Murthy | Independent Director | - |
| Mr. Kashinath R. Dhole | Independent Director | 281 |
| Mrs. Vimala B. Madon | Independent Director | - |

d) FAMILIARIZATION PROGRAMME

At the time of appointing a Director, a formal letter of appointment is given, which inter alia explains the role, function, duties and responsibilities expected from a Director of the Company. The Director is also explained in detail the Compliance required from him under Companies Act, 2013, the Listing Regulations and other various statutes and an affirmation is obtained. Further, on an ongoing basis as a part of Agenda of Board / Committee Meetings, briefings are regularly made to the Independent Directors on various matters inter-alia covering the Company's and its subsidiaries businesses and operations, industry and regulatory updates, strategy, finance, role, rights, responsibilities of the Independent Directors under various statutes and other relevant matters.

A formal familiarization programme was conducted about the amendments in the Companies Act, 2013, Rules prescribed thereunder, SEBI (Listing Obligations and Disclosure Requirements) Regulations, 2015 and all other applicable laws of the Company. Company do notify the changes in all the applicable laws from time to time to the Board of Directors regularly in every Board Meeting

The details of the familiarization programme for Directors are available on the Company's website at the link: www.balajiamines.com/investor-relations.

| List of skills/ competencies required in Names of Directors having such relation to business operations | Mr. A. Prathap Reddy | Mr. D. Ram Reddy | Mr. N. Rajeshwar Reddy | Mr. G. Hemanth Reddy | Mr. A. Srinivas Reddy | Mr. T. Naveena Chandra | Mr. M. Amarender Reddy | Mr. C.S.N. Murthy | Mr. Kashinath R Dhole | Mrs. Vimala B. Madon |
|---|----------------------|------------------|------------------------|----------------------|-----------------------|------------------------|------------------------|-------------------|-----------------------|----------------------|
| Finance, Law, Management, Administration | Yes | Yes | Yes | Yes | Yes | Yes | Yes | Yes | Yes | Yes |
| Industry/ Sector Knowledge | Yes | Yes | Yes | Yes | Yes | Yes | Yes | Yes | Yes | Yes |
| Corporate Governance, Strategic Management | Yes | Yes | Yes | Yes | Yes | Yes | Yes | Yes | Yes | Yes |
| International Marketing and Sales | Yes | Yes | Yes | Yes | Yes | Yes | Yes | Yes | Yes | Yes |

f) Confirmation that in the opinion of the board, the independent directors fulfil the conditions specified in these regulations and are independent of the management.

The Board of Directors be and is hereby confirm that in the opinion of the Board, the Independent Directors fulfill the conditions specified by SEBI (Listing Obligations and Disclosure Requirements) Regulations, 2015 and they are independent of the management.

COMMITTEES OF THE BOARD

Your Company has six Board level Committees – Audit Committee, Nomination and Remuneration Committee, Stakeholders' Relationship Committee, Corporate Social Responsibility Committee, Research & Development Committee & Risk Management Committee. All decisions pertaining to the constitution of Committees, appointment of members and fixing of terms of service for Committee Members are taken by the Board of Directors. Details on

e) SKILLS / EXPERTISE / COMPETENCIES OF THE BOARD OF DIRECTORS

The following is the list of core skills / expertise / competencies identified by the Board of Directors that are required in the context of the Company's business and that the said skills are available with the Board Members:

- Knowledge on Company's business policies and culture (including the Mission, Vision and Values) major risks / threats and potential opportunities and knowledge of the industry in which the Company operates.
- Behavioral skills - attributes and competencies to use their knowledge and skills to contribute effectively to the growth of the Company.
- Business Strategy, Sales & Marketing, Corporate Governance, Forex Management, Administration, Decision Making
- Financial and Management skills, Risk assessment and mitigation, troubleshooting etc.
- Technical / Professional skills and specialized knowledge in relation to Company's business.

the role and composition of these Committees, including the number of Meetings held during the financial year and the related attendance, are provided below:

3. Audit Committee

The Company has a qualified and independent Audit committee and consists of 3 Independent Directors, who shall provide assistance to the Board of Directors in fulfilling its responsibilities.

The composition of the Audit committee is in accordance with the requirements of the Regulations under Securities and Exchange Board of India (Listing Obligations and Disclosure Requirements) Regulations, 2015 and also Section 177 of the Companies Act, 2013 and Rule 6 and 7 of Companies (Meetings of Board and its Powers) Rules, 2014.

The Audit Committee meets regularly as required and exercises its powers in accordance with the framework



defined by the Board. The terms of reference of the Audit Committee are as set out by the Board which is in accordance with the aforesaid provisions.

During the year under review, four meetings of the Committee were held on 24th May, 2021, 2nd August, 2021, 27th October, 2021 and 2nd February, 2022. The gap between two meetings did not exceed one hundred and twenty days. There were no changes in the constitution of the Audit Committee. The composition of the Audit Committee and the details of meetings attended by each of the members are given below:

| Name | Designation | Category | No. of Meetings Attended |
|------------------------|-------------|----------------------------|--------------------------|
| Mr. T. Naveena Chandra | Chairman | Independent, Non-Executive | 4 |
| Mr. M. Amarender Reddy | Member | Independent, Non-Executive | 4 |
| Mr. C.S.N. Murthy | Member | Independent, Non-Executive | 4 |

The terms of reference of the Audit Committee are as under:

1. Overview of Company's financial reporting process and disclosure of its financial information to ensure that the financial statements are accurate, sufficient and credible.
2. Recommending to the Board, the appointment, re-appointment and if required, the replacement or removal of auditors and fixation of audit fee.
3. Approval of payment to statutory auditors for any other services rendered by them.
4. Reviewing, with the management, the annual financial statements before submission to the Board for approval, with particular reference to:
 - a) Matters required to be included in the Director's Responsibility Statement to be included in the Board's report in terms of clause (c) of sub-section 3 of Section 134 of the Companies Act, 2013
 - b) Changes, if any, in accounting policies and practices and reasons for the same.
 - c) Major accounting entries involving estimates based on the exercise of judgment by management.
 - d) Significant adjustments made in the financial statements arising out of audit finding.
 - e) Compliance with listing and other legal requirements relating to financial statements.
 - f) Disclosure of any related party transactions.
5. Review of Statement of significant related party transactions submitted by the management.
6. Review of management letters/letters of internal control weaknesses issued by the statutory auditors.
7. Review of internal audit reports relating to internal control weaknesses.
8. Review of appointment, removal and terms of remuneration of the Internal Auditor.
9. Reviewing, with the management, the quarterly financial statements before submission to the Board for approval.
10. Review of the financial statements of subsidiary Companies.
11. Review and monitor the auditor's independence, performance, and effectiveness of audit process.
12. Approval or any subsequent modification of transactions of the Company with related parties.
13. Scrutiny of inter-corporate loans and investments.
14. Valuation of undertakings or assets of the Company, wherever necessary.
15. Evaluation of internal financial controls and risk management systems.
16. To look into the reasons for substantial defaults in the payment to the shareholders (in case of non-payment of declared dividends) and creditors.
17. Reviewing, with the management, the statement of uses / application of funds raised through an issue (public issue, rights issue, preferential issue, etc.), the statement of funds utilized for purposes other than those stated in the offer document/ prospectus/ notice and the report submitted by the monitoring agency monitoring the utilization of proceeds of a public or rights issue and making appropriate recommendations to the Board to take up steps in this matter.
18. Reviewing, with the management, performance of statutory and internal auditors, adequacy of the internal control systems.
19. Reviewing the adequacy of internal audit function, if any, including the structure of the internal audit department, staffing and seniority of the official
- g) Review of draft Auditors Report, in particular qualifications / remarks / observations made by the Auditors on the financial statements.
- h) Management Discussion and Analysis of financial conditions and results of operations.

heading the department, reporting structure coverage and frequency of internal audit.

20. Discussion with internal auditors of any significant findings and follow up there on.
21. Reviewing the risk management policies, practices and the findings of any internal investigations by the internal auditors into matters where there is suspected fraud or irregularity or a failure of internal control systems of a material nature and reporting the matter to the Board.
22. Discussion with statutory auditors before the audit commences, about the nature and scope of audit as well as post audit discussion to ascertain any area of concerns.
23. To review the functioning of the Whistle Blower Mechanism.
24. Approval of appointment / reappointment, remuneration of CFO (or any other person heading the finance function or discharging that function) after assessing the qualifications, experience & background, etc. of the candidate.
25. Carrying out any other function as may be mentioned in the terms of reference of the Audit Committee. The Audit Committee discharges its functions and obligations on regular basis and on the occurrence of the events.
26. reviewing the utilization of loans and/ or advances from/ investment by the holding company in the subsidiary exceeding rupees ₹100 crore or 10% of the asset size of the subsidiary, whichever is lower including existing loans / advances / investments existing as on the date of coming into force of this provision.

4. Nomination and Remuneration Committee

The Nomination and Remuneration Committee of the Company has been constituted in accordance with the provisions of Section 178 of the Companies Act, 2013 as well as in terms of Regulation 19 of the Listing Regulations and comprises requisite number of Independent Directors.

Mr. M. Amarender Reddy, the Independent Non-executive Director is the Chairman of the Committee.

During the year under review, four meetings of the committee were held on 24th May, 2021, 30th June, 2021, 27th October, 2021 and 2nd February, 2021. There were no changes in the constitution of the Nomination and Remuneration Committee. The composition of the Nomination and Remuneration Committee and the details of meetings attended by each of the members are given below:

| Name | Designation | Category | No. of Meetings Attended |
|------------------------|-------------|----------------------------|--------------------------|
| Mr. M. Amarender Reddy | Chairman | Independent, Non-Executive | 4 |
| Mr. T. Naveena Chandra | Member | Independent, Non-Executive | 4 |
| Mrs. Vimala B. Madon | Member | Independent, Non-Executive | 4 |

The terms of reference of the Nomination and Remuneration Committee are as under:

1. Formulation of the criteria for determining qualifications, positive attributes and independence of a director and recommend to the Board a policy, relating to the remuneration of the directors, key managerial personnel and other employees.
2. Formulation of criteria for evaluation of Independent Directors and the Board. Devising a policy on Board diversity.
3. Identifying persons who are qualified to become directors and who may be appointed in senior management in accordance with the criteria laid down, and recommend to the Board for the reappointment and removal.
4. To recommend/review remuneration of Key Managerial Personnel based on their performance and defined assessment criteria.
5. To decide on the elements of the remuneration package of all the Key Managerial Personnel i.e. salary, benefits, bonus, stock options, pensions, etc.
6. Recommendation of fee / compensation if any, to be paid to Non-Executive Directors, including Independent Directors of the Board.
7. Payment / revision of remuneration payable to Managerial Personnel.
8. While approving the remuneration, the committee shall take into account financial position of the Company, trend in the industry, qualification, experience and past performance of the appointee.
9. The Committee shall be in a position to bring about objectivity in determining the remuneration package while striking the balance between the interest of the Company and shareholders.
10. Any other functions / powers / duties as may be entrusted by the Board from time to time.

The Company has adopted a Policy relating to the remuneration for Directors, Key Managerial Personnel and other employees of the Company which is disclosed on



the website of the Company at the link: www.balajiamines.com/investor-relations

The committee under the guidance of the Board has formulated the criteria and framework for the performance evaluation of every Director of the Board including independent Directors and identified the ongoing training and education programs to ensure that the independent Directors are provided with adequate information regarding the business, the industry and their legal responsibilities and duties.

Performance Evaluation Criteria for Independent Directors

Independent Directors are evaluated based on below mentioned criteria:

- their general understanding of the Company's business dynamics;
- their contribution in the Board Meetings and guidance to the Board;
- professional ethics, integrity and values;
- willingness to devote sufficient time and energy in carrying out their duties and responsibilities effectively;

The Nomination and Remuneration Committee also has laid down criteria for performance evaluation of all the Directors on the Board and recommended the same for evaluating the performance of each and every Director.

5. Stakeholders' Relationship Committee

The Stakeholders' Relationship Committee has been formed in compliance of Regulations under Securities and Exchange Board of India (Listing Obligations and Disclosure Requirements) Regulations, 2015 and pursuant to Section 178(5) of the Companies Act, 2013. The Committee comprises two Whole-time Directors and one Independent Director. Mr. M. Amarender Reddy, independent non- executive director heads the Committee.

The Committee met four times on 24th May, 2021, 2nd August, 2021, 27th October, 2021 and 2nd February, 2022 during 2021-22. The composition of the Stakeholders' Relationship Committee and the details of Meetings attended by each of the Members are given below:

| Name | Designation | Category | No. of Meetings Attended |
|------------------------|-------------|-------------------------------------|--------------------------|
| Mr. M. Amarender Reddy | Chairman | Independent Director, Non-Executive | 4 |
| Mr. A. Prathap Reddy | Member | Independent, Non-Executive | 4 |
| Mr. G. Hemanth Reddy | Member | Independent, Non-Executive | 4 |

The Committee reviews the security transfers/transmissions, process of dematerialization and the investors' grievances and the systems dealing with these issues.

- Details of status of the references / complaints received and replied / resolved during the year are given in the following statements

| Description | No. of Complaints Received | No. of Complaints Resolved | Pending Complaints |
|---|----------------------------|----------------------------|--------------------|
| Non Receipt of Share Certificates after transfer etc. | NIL | NIL | NIL |
| Non Receipt of Dividend Warrant | NIL | NIL | NIL |
| Query regarding demat credit | NIL | NIL | NIL |
| Non receipt of Bonus | NA | NA | NA |
| Miscellaneous | NIL | NIL | NIL |
| Total | NIL | NIL | NIL |

The terms of reference of the Stakeholders' Relationship Committee are as under:

- Resolving the grievance of the security holders of the Company including complaints related to transfer/transmission of shares, non-receipt of annual report, non-receipt of declared dividends, issue of new/duplicate certificates, general meetings etc.
- Review of measures taken for effective exercise of voting rights by shareholders.
- Review of adherence to the service standards adopted by the Company in respect of various services being rendered by the Registrar & Share Transfer Agent.
- Review of the various measures and initiatives taken by the Company for reducing the quantum of unclaimed dividends and ensuring timely receipt of dividend warrants/annual reports/statutory notices by the shareholders of the company.

6. Risk Management Committee:

Board has constituted Risk Management Committee in compliance with Regulation 17(9)(b) of SEBI (Listing Obligations and Disclosure Requirements) Regulations, 2015 ("the Listing Regulations") and provisions of the Companies Act, 2013 ("the Act"), for risk assessment and risk minimisation.

The Risk Management Committee is constituted w.e.f 24th May, 2021 with two Executive Directors and two Non Executive Independent Directors of the Company.

Meetings and attendance during the year:

During the year, the committee had met 2 (two) times i.e. on 4th November, 2021 and 2nd February, 2022.

Details of Risk Management Committee Meetings with Attendance

| Name | Designation | Category | No. of Meetings Attended |
|--------------------|-------------|--|--------------------------|
| C.S.N. Murthy | Chairperson | Non-Executive - Independent Director, Chairperson | 2 |
| N. Rajeshwar Reddy | Member | Executive Director, Member | 2 |
| G. Hemanth Reddy | Member | Executive Director, Member | 2 |
| M. Amarender Reddy | Member | Non-Executive - Independent Director, Member | 2 |

The Risk Management Committee shall provide oversight and will report to the Board of Directors who have the sole responsibility for overseeing all risks. The Company recognises that enterprise risk management is an integral part of good management practice. The purpose of this policy is a system and mechanism to identify the risks, manage the risks and to set a clear guidelines on approach of the Company in handling the risks associated at each level of the organisation. All employees are responsible for managing risks in so far as is reasonably predictable within their area of activity.

Role of Risk Management Committee:

- a) To formulate a detailed risk management policy which shall include:
 - i. A framework for identification of internal and external risks specifically faced by the listed entity, in particular including financial, operational, sectoral, sustainability (particularly, ESG related risks), information, cyber security risks or any other risk as may be determined by the Committee.
 - ii. Measures for risk mitigation including systems and processes for internal control of identified risks.
 - iii. Business continuity plan.
- b) To ensure that appropriate methodology, processes and systems are in place to monitor and evaluate risks associated with the business of the Company;
- c) To monitor and oversee implementation of the risk management policy, including evaluating the adequacy of risk management/mitigating systems;
- d) To periodically review the risk management policy, at least once in two years, including by considering the changing industry dynamics and evolving complexity;

7. Corporate Social Responsibility Committee

The Corporate Social Responsibility (CSR) Committee has been constituted by the Board of Directors to formulate and recommend to the Board the CSR Policy indicating the activities to be undertaken by the Company in compliance with the provisions of the Act and Rules made there under, allocate the amount of expenditure to be incurred on CSR activities as enumerated in Schedule VII to the Act and monitor the CSR Policy of the Company periodically. The CSR Policy of the Company is displayed on the website of the Company at the link: www.balajiamines.com/investor-relations

As on 31st March, 2022, the CSR Committee comprised three members, viz. Mr. Kashinath R. Dhole, Independent Director, (Chairman of the Committee), Mr. D. Ram Reddy, Managing Director and Mr. N. Rajeshwar Reddy, Joint Managing Director of the Company. The Committee held four meetings during the year under review. The Committee met on 12th May, 2021, 28th July, 2021, 19th October, 2021 and 27th January, 2022. The composition of the CSR Committee and the details of meetings attended by each of the members are given below:

Details of Corporate Social Responsibility Committee Meetings with Attendance

| Name | Designation | Category | No of Meetings attended |
|------------------------|-------------|---|-------------------------|
| Mr. Kashinath R. Dhole | Chairman | Independent Director, Non- Executive | 4 |
| Mr. N. Rajeshwar Reddy | Member | Joint Managing Director | 4 |
| Mr. D. Ram Reddy | Member | Managing Director | 4 |

The Committee shall take up CSR activities as per the policy. The Committee shall oversee and monitor the spending of the CSR amount and implementation of the CSR activities undertaken.

The committee may report to the board, the status of each activity, utilization of the earmarked funds, next course of action and also prepare a display / photographs of the works undertaken duly reporting the press clippings to spread the awareness in the regional media to get maximum beneficiaries to be impacted.

8. Research and Development Committee

The Board has constituted a Research and Development Committee, to carry out the Research and Development initiations and to monitor the implementation of new R&D plans for identifying the new products, improving



the processes etc. to optimize the utilization of all the resources.

The composition of the Research and Development Committee is given below:

| Name | Designation | Category |
|------------------------|-------------|-------------------------|
| Mr. A. Prathap Reddy | Chairman | Executive Chairman |
| Mr. N. Rajeshwar Reddy | Member | Joint Managing Director |
| Mr. A. Srinivas Reddy | Member | Whole-time Director |

9. Remuneration of Directors:

- All pecuniary relationship or transactions of the non-executive directors
 - Non-Executive Directors including Independent Directors are entitled to payment of sitting fee for the Board meetings attended by them
 - Criteria of making payments to non-executive directors: NA
 - Disclosures with respect to remuneration: in addition to disclosures required under the Companies Act, 2013
- The remuneration paid to Executive Directors is recommended by the NRC Committee and fixed by the Board of Directors and approved by the shareholders in general meetings. The remuneration paid to Executive Directors pursuant to Sections 196, 197, 203 read with Schedule V and other applicable provisions of the Companies Act, 2013.
- All elements of remuneration package of individual directors summarized under major groups, such as salary, Commission, bonuses, etc for the FY 2021-22:

Remuneration paid to Executive Directors for the year 2021-22

(Amount in ₹)

| Particulars | Mr. A. Prathap Reddy | Mr. D. Ram Reddy | Mr. N. Rajeshwar Reddy | Mr. G. Hemanth Reddy | Mr. A. Srinivas Reddy | Total |
|----------------------------------|----------------------|------------------|------------------------|----------------------|-----------------------|--------------|
| Salary, Allowances & Perquisites | 54,25,200 | 46,03,200 | 46,03,200 | 46,03,200 | 41,10,000 | 2,33,44,800 |
| Benefits | - | - | - | - | - | - |
| Commission | 13,55,85,781 | 8,94,04,121 | 8,94,04,121 | 4,24,00,460 | 8,98,97,321 | 44,66,91,804 |
| Sitting Fees | - | - | - | - | - | - |
| Loans from the Company | - | - | - | - | - | - |

Notes: The Executive Chairman and Whole-time Directors are also entitled to Company's Contribution to Superannuation fund, to the extent not taxable and gratuity and encashment of leave at the end of tenure as per the rules of the Company and to the extent not taxable.

Remuneration paid to Non-Executive Directors for 2021-22

(Amount in ₹)

| Particulars | Mr. T. Naveena Chandra | Mr. M. Amarender Reddy | Mr. C.S.N. Murthy | Mr. Kashinath R. Dhole | Mrs. Vimala B. Madon | Total |
|--------------|------------------------|------------------------|-------------------|------------------------|----------------------|----------|
| Sitting Fees | 1,16,000 | 1,26,000 | 1,12,000 | 1,35,000 | 1,08,000 | 5,97,000 |

- Details of fixed component and performance linked incentives, along with the performance criteria; NA
- Service contracts, notice period, severance fees: Company does not have any service contract with the Directors of the Company.
- stock option details, if any and whether issued at a discount as well as the period over which accrued and over which exercisable. Company has not granted any Stock options during the year.

10. General Body Meeting

a. Venue and time of the preceding of last three Annual General Meetings held:

| Year | AGM/EGM | VENUE | Day, Date & Time | Time |
|---------|----------------------|--|--|------------|
| 2020-21 | 33 rd AGM | Video Conference ("VC")/Other Audio Visual Means ("OAVM") | Monday, 9 th August 2021 | 11:30 A.M. |
| 2019-20 | 32 nd AGM | Video Conference ("VC")/Other Audio Visual Means ("OAVM") | Saturday, 8 th August, 2020 | 11:30 A.M. |
| 2018-19 | 31 st AGM | Balaji Sarovar Premiere, Balaji Towers, 9/1A/1, Aasara Chowk, Hotgi Road, Solapur – 413 224. | Friday, 26 th July, 2019 | 12:00 Noon |

b. List of Special Resolutions passed during the last three AGMs

i. Special Resolutions were passed in 2020-21 AGM

- a. Re-appointment of Mr. A. Prathap Reddy as Executive Chairman
- b. Re-appointment of Mr. D. Ram Reddy as Managing Director
- c. Re-appointment of Mr. N. Rajeshwar Reddy as Joint Managing Director
- d. Re-appointment of Mr. G. Hemanth Reddy as Wholetime Director & CFO
- e. Re-appointment of Mr. A. Srinivas Reddy, as a Whole-time Director

ii. No Special Resolutions were passed in 2019-20 AGM

iii. Special Resolutions passed in the 2018-19 AGM:

- a. Re-appointment of Mr. T. Naveena Chandra as an Independent Director
- b. Re-appointment of Mr. M. Amarender Reddy as an Independent Director
- c. Re-appointment of Mr. C.S.N. Murthy as an Independent Director
- d. Re-appointment of Mr. Kashinath R. Dhole as an Independent Director
- e. Re-appointment of Mrs. Vimala B. Madon as an Independent Director
- f. Approval of remuneration of Mr. A. Prathap Reddy, Executive Chairman in terms of Regulation 17(6)(e) of SEBI Amended Listing Regulations for the remaining tenure of his appointment
- g. Approval of remuneration of Mr. D. Ram Reddy, Managing Director in terms of Regulation 17(6)(e) of SEBI Amended Listing Regulations for the remaining tenure of his appointment
- h. Approval of remuneration of Mr. N. Rajeshwar Reddy, Joint Managing Director in terms of Regulation 17(6)(e) of SEBI Amended Listing Regulations for the remaining tenure of his appointment
- i. Approval of remuneration of Mr. G. Hemanth Reddy, Whole-time Director & CFO in terms of Regulation 17(6)(e) of SEBI Amended Listing Regulations for the remaining tenure of his appointment

j. Approval of remuneration of Mr. A. Srinivas Reddy, Whole-time Director in terms of Regulation 17(6)(e) of SEBI Amended Listing Regulations for the remaining tenure of his appointment

k. Approval pursuant to Section 185 of the Companies Act, 2013, Loan to Subsidiary Company

c. Special Resolutions passed through postal ballot and details of voting pattern

During the previous year no resolutions were passed by postal ballot.

d. person who conducted the postal ballot exercise : Not Applicable

e. No Special Resolution is proposed to be passed through the Postal Ballot.

f. procedure for postal ballot : Not Applicable

11. Means of Communication:

a) Quarterly Results:-

The quarterly, half-yearly and annual results of the Company were normally published by the Company in the newspapers within 48 hours from the conclusion of the Board meeting.

Annual reports with audited financial statements are sent to the shareholders through permitted mode and are displayed on the Company's website at www.balajiamines.com/investor-relations.

b) Newspapers wherein results normally published:-

The Company publishes its quarterly, half-yearly and annual results in Business Standard (in English) and any one of Lokmat Times, Divya Marathi, Dainik Pudhari, Sakal, Tarun Bharat, Sanchar (in regional language) dailies.

c) Any Website, Where Displayed:-

The results are displayed on the Company's website at www.balajiamines.com/investor-relations

d) Whether it is also displays official news releases:-

The newsletters and press releases from time to time were also displayed on the Company's website.

e) Presentations made to institutional investors or to the analysts:-

Any presentation made to the institutional investors or/and analysts are also posted on the Company's website and were intimated to the Stock Exchanges.



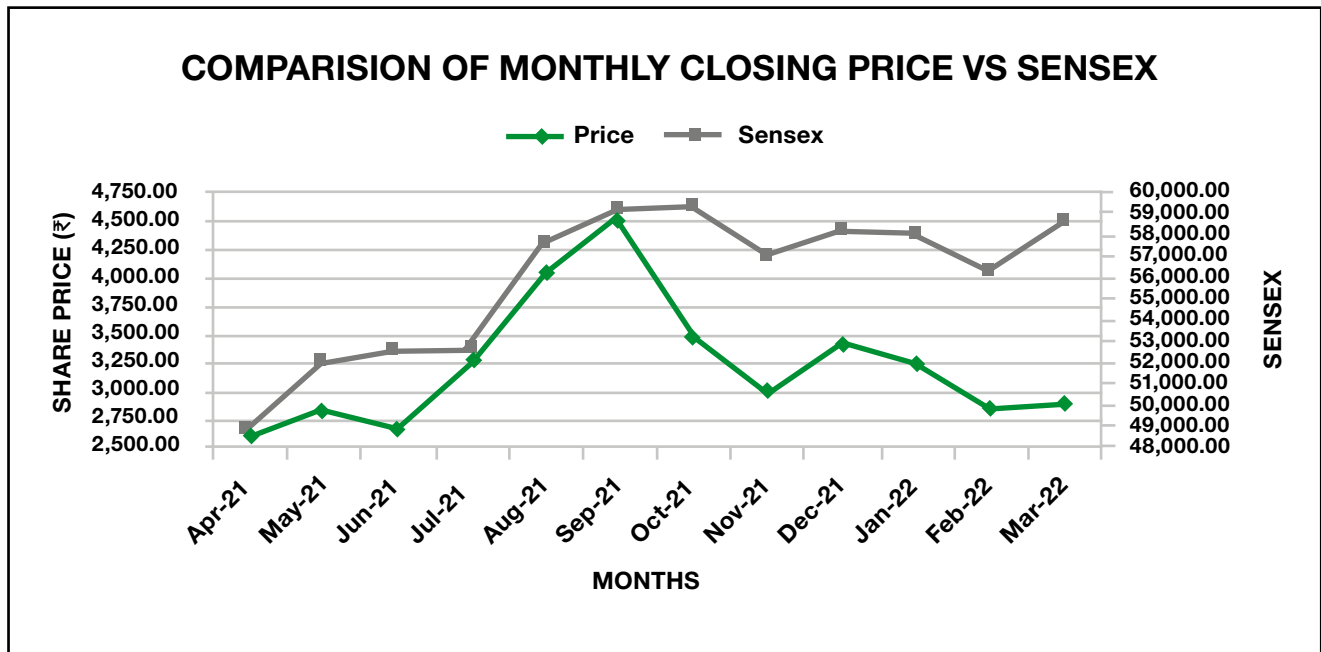
12. GENERAL INFORMATION TO SHAREHOLDERS

| | | |
|----|--|--|
| a. | Annual General Meeting Date, Time and Venue | Wednesday, 29 th June, 2022 at 12.00 Noon through Video Conference (“VC”)/ Other Audio Visual Means (“OAVM”) |
| b. | Date of Book Closure | The share transfer books and the Register of Members will be closed on 23 rd June, 2022 to 29 th June, 2022 (both days inclusive) |
| c. | Financial year | 1 st April to 31 st March |
| d. | Dividend Payment Date | The proposed dividend, if approved at the ensuing Annual General Meeting (AGM) on Wednesday, 29 th June, 2022 will be distributed within 30 days of Annual General Meeting. |
| e. | Name and address of stock exchanges | BSE Limited, Phiroze Jeejeebhoy Towers, Dalal Street, Mumbai – 400 001. National Stock Exchange of India Limited, Exchange Plaza, 5 th Floor, Plot No. C/1, G Block, Bandra-Kurla Complex, Bandra (East), Mumbai - 400 051. |
| f. | Listing fees | The Company has paid the annual listing fees for the year 2022-23 to both the above stock exchanges. |
| g. | Security Code | BSE : 530999 NSE: BALAMINES |
| h. | ISIN Code | INE050E01027 |
| i. | Registrar and Share Transfer Agents | Venture Capital and Corporate Investments Pvt. Ltd 12-10-167, Bharat nagar, Hyderabad - 500018 Ph:040-23818475/476; Fax:040-23868024; email: info@vcilindia.com |
| j. | Share Transfer System | As per SEBI Circulars that securities of listed companies can be transferred only in dematerialised form and hence members are advised to dematerialise the shares held for any transfer of shares. |
| k. | Outstanding GDRs/ADRs/ Warrants or any Convertible Instruments | As on 31 st March, 2022, the Company did not have any outstanding GDRs/ADRs/Warrants or any Convertible Instruments. |
| l. | list of all credit ratings obtained by the entity along with any revisions thereto during the relevant financial year, for all debt instruments of such entity or any fixed deposit programme or any scheme or proposal of the listed entity involving mobilization of funds, whether in India or abroad | Not applicable. However, we have obtained a credit rating report from ‘India Ratings & Research’ to share with Company’s bankers, who have extended working capital and term loan funding. |
| m. | Plant Locations | Unit 1 : Tamalwadi Village, Taluka- Tuljapur, Osmanabad District – 413 623, Maharashtra. Unit 2 : Plot No. 4 & 5, Beside Sub - Station 2 IDA Bollaram, Sangareddy District - 502 325, Telangana. Unit 3 : Plot No. E - 7 & 8, Chincholi MIDC, Taluka Mohol, Solapur - 413 255, Maharashtra. Unit 4 : Plot No. F - 104, Chincholi MIDC, Taluka Mohol, Solapur - 413 255, Maharashtra. Unit 5 : Nandi Kandi, Sadasivpet, Sangareddy District, Telangana. Hotel Division: Balaji Sarovar Premiere, Survey No. 9/1A/1, Aasara Chowk, Hotgi Road, Solapur-413 224. |
| n. | Address for the correspondence | Mr. Lakhan Dargad Company Secretary and Compliance Officer Balaji Amines Limited. Balaji Towers No. 9/1A/1, Hotgi Road, Aasara Chowk, Solapur – 413 224. Email: cs@balajiamines.com |

o. Month-Wise Market Price data during the year ended 31st March, 2022

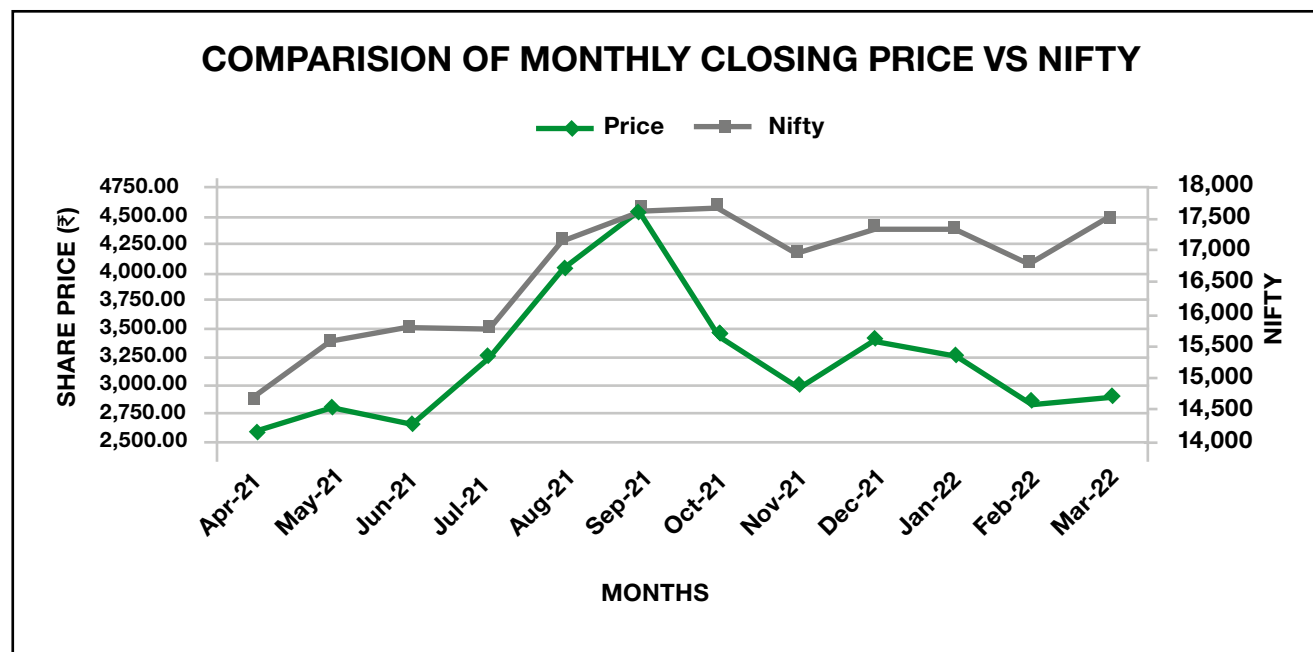
| MONTH | BSE | | NSE | |
|----------|------------|-----------|------------|-----------|
| | High Price | Low Price | High Price | Low Price |
| Apr-21 | 2,674.25 | 1,723.95 | 2,673.70 | 1,725.05 |
| May-21 | 2,959.95 | 2,316.10 | 2,957.80 | 2,307.10 |
| Jun-21 | 2,828.20 | 2,451.35 | 2,828.20 | 2,451.70 |
| Jul-21 | 3,445.00 | 2,672.60 | 3,441.00 | 2,670.00 |
| Aug-21 | 4,095.45 | 3,178.00 | 4,094.80 | 3,169.70 |
| Sep-21 | 5,220.00 | 4,000.55 | 5,223.55 | 4,001.30 |
| Oct-21 | 4,799.00 | 3,386.60 | 4,805.00 | 3,399.00 |
| Nov-21 | 3,499.95 | 2,880.00 | 3,500.00 | 2,885.20 |
| Dec-21 | 3,432.35 | 2,934.85 | 3,435.00 | 3,171.40 |
| Jan-22 | 3,936.95 | 3,013.25 | 3,935.00 | 2,936.00 |
| Feb-22 | 3,711.35 | 2,691.00 | 3,714.15 | 2,700.50 |
| Mar - 22 | 3,169.00 | 2,680.05 | 3,164.20 | 2,692.75 |

p. BAL's share performance versus BSE Sensex





q. BAL's share performance versus Nifty

r. Distribution of Shareholding as at 31st March, 2022Distribution details on Face Value as at 31st March, 2022

| Nominal Value | Number | % of total | In ₹ | % of the total |
|--------------------|-----------------|---------------|--------------------|----------------|
| Upto 5,000 | 1,17,662 | 99.81 | 52,02,842 | 16.06 |
| 5,001-10,000 | 100 | 0.08 | 7,65,948 | 2.36 |
| 10,001-20,000 | 45 | 0.04 | 6,14,341 | 1.90 |
| 20,001-30,000 | 24 | 0.02 | 6,05,690 | 1.87 |
| 30,001-40,000 | 7 | 0.01 | 2,49,040 | 0.77 |
| 40,001-50,000 | 6 | 0.01 | 2,74,711 | 0.85 |
| 50,001-1,00,000 | 14 | 0.01 | 9,45,493 | 2.92 |
| 1,00,001 and above | 29 | 0.02 | 2,37,42,935 | 73.28 |
| Total | 1,17,887 | 100.00 | 3,24,01,000 | 100.00 |

s. Dematerialization of Shares and Liquidity

As on 31st March, 2022, 3,21,28,940 number of Equity Shares of ₹2/- each representing 99.16% of the total no. of shares are in dematerialised form. There were no pending transfers as on 31st March, 2022.

t. Commodity price risk or foreign exchange risk and hedging activities

The Company imports its major raw material and hence there is a commodity price risk and also foreign exchange risk. The company imports in bulk quantities against spot prices or annual contracts with the suppliers where the company gets the price advantage on the bulk / contract

purchase. Since the company is also having exports the exchange risk is partly covered by natural hedge (by way of exports). The Company also carries hedging activities based on the market conditions on a case to case basis.

13. Other Disclosures:-

- The particulars of transactions between the Company and its related parties are set out at Notes to financial statements. However these transactions are not likely to have any conflict with the Company's interest and are not materially significant.
- There were no non-compliances in the last three years by the Company on any matter related to

Capital Market and there were no penalties imposed nor strictures passed on the Company by any Stock Exchange, SEBI or any other Statutory Authority during the year.

- c. The Whistle Blower (Vigil) mechanism provides a channel to the employees to report to the management concerns about unethical behavior, actual or suspected fraud or violation of the Codes of Conduct or policy and also provides for adequate safeguards against victimization of employees by giving them direct access to the Chairman of the Audit Committee in exceptional cases. No person has been denied access to the Chairman of the Audit Committee.

The Policy covers malpractices and events which have taken place / suspected to have taken place, misuse or abuse of authority, fraud or suspected fraud, violation of Company rules, manipulations, negligence causing danger to public health and safety, misappropriation of monies, and other matters or activity on account of which the interest of the Company is affected and formally reported by whistle blowers concerning its employees. The Whistle Blower Policy of the Company is also posted on the website of the Company <http://www.balajiamines.com/investor-relations>

- d. The Company has complied with the mandatory requirements of SEBI (Listing Obligations and Disclosure Requirements) Regulations, 2015.
- e. The status of compliance with the discretionary requirements under Regulation 27(1) of SEBI Listing Regulations are as under:

Separate posts of chairperson and chief executive officer: The office of Chairman and that of Managing Director of the Company are held by different persons.

- f. The Company has formulated a policy pursuant to provisions of Chapter IV of SEBI Listing Regulations to determine material subsidiaries. The policy is posted on the website of the Company and the web link for the same is: <http://www.balajiamines.com/investor-relations>
- g. The Related Party policy is hosted in the website of the Company at the link <http://www.balajiamines.com/investor-relations>
- h. Commodity price risk and Commodity hedging activities

The Company imports its major raw material and hence there is a commodity price risk. The company imports in bulk quantities against spot prices or annual contracts with the suppliers where the company gets the price advantage on the bulk / contract purchase.

The Company also carries hedging activities basing on the market conditions on case to case basis.

- i. Details of utilization of funds raised through preferential allotment or qualified institutions placement as specified under Regulation 32 (7A)- Not Applicable
- j. A certificate from a company secretary in practice that none of the directors on the Board of the Company have been debarred or disqualified from being appointed or continuing as directors of companies by the Board/Ministry of Corporate Affairs or any such statutory authority has been enclosed separately to this report.
- k. Where the board had not accepted any recommendation of any committee of the board which is mandatorily required, in the relevant financial year- There are no such instances during the year and the Board considered and accepted the recommendations of all the Committees.
- l. Total fees for all services paid by the listed entity and its subsidiaries, on a consolidated basis, to the statutory auditor and all entities in the network firm/network entity of which the statutory auditor is a part- ₹45,70,000/-.
- m. Disclosures in relation to the Sexual Harassment of Women at Workplace (Prevention, Prohibition and Redressal) Act, 2013

The Company has adopted a Policy on Prevention, Prohibition and Redressal of Sexual Harassment at workplace as per the provisions of the Sexual Harassment of Women at Workplace (Prevention, Prohibition and Redressal) Act, 2013 and the Rules made thereunder. The policy aims to provide protection to Employees at the workplace and prevent and redress complaints of sexual harassment and for matters connected or incidental thereto, with the objective of providing a safe working environment, where Employees feel secure. Company has formed an internal compliance committee to monitor and address any complaints under these provisions.

Company has not received any complaints on sexual harassment during the year.

- 14.** Company has complied with all the provisions of Corporate Governance
- 15.** The Company has complied with all the requirements specified in Regulation 17 to 27 and clauses (b) to (i) of sub-regulation (2) of regulation 46.



16. The extent to which the discretionary requirements as specified in Part E of Schedule II have been NIL

17. Code of Conduct for the Board & Senior Management Personnel

The Company has laid down a Code of Conduct which has been effectively adopted by the Board Members and Senior Management Personnel of the Company.

18. Compliance Certificate from Auditors

Certificate from Auditors of the Company M/s. Ayyadevara & Co confirming compliance with the conditions of corporate Governance as stipulated Chapter IV of Securities and Exchange Board of India (Listing Obligations and Disclosure Requirements) Regulations, 2015 is annexed herewith as Annexures to CG Report.

19. Prohibition of Insider Trading

As required under the SEBI (Prohibition of Insider Trading) Regulations, 2015, your Company has framed Code of Conduct for Prevention of Insider Trading and Code of Corporate Disclosure Practices and Policy for Procedure of Inquiry In Case of Leak of Unpublished Price Sensitive Information ("UPS!") for Details Please refer to the Company's website <http://www.balajiamines.com/investor-relations>

20. CEO/CFO Certificate

Mr. D. Ram Reddy, Managing Director and Mr. G. Hemanth Reddy, Whole-time Director & CFO has issued certificate under Regulation 17(8) of SEBI (Listing Obligations and Disclosure Requirements) Regulations, 2015, which is annexed and forms part of this report.

21. Secretarial Standards

The Company has complied with Secretarial Standards issued by the Institute of Company Secretaries of India.

22. Investor Education and Protection Fund (IEPF)

In terms of Section 123, 124 and 125 of the Companies Act, 2013, the unclaimed dividends for the year 2013-14 and shares wherein the dividends were unclaimed for a period of seven consecutive years has been transferred to the IEPF Fund/Suspense account respectively.

The details of shares transferred are available in the website of the Company. Further, as per the provisions of Section 125, the share(s) wherein the dividend is unclaimed for a period of consecutive seven (7) years will be transferred to the suspense account as prescribed by the IEPF Rules, therefore the shareholders whose dividends are unclaimed for seven consecutive years are requested to claim their unclaimed dividend at the earliest. Shareholders are requested to write to the Company or RTA for claiming their unclaimed dividends. (list of the shareholders along with the unclaimed dividend details are available on the website of the Company www.balajiamines.com)

For and on behalf of the company

Sd/-

A. Prathap Reddy

Executive Chairman

DIN: 00003967

Date: 11th May, 2022

Place: Hyderabad

ANNEXURES TO CORPORATE GOVERNANCE REPORT
I. CERTIFICATE OF NON-DISQUALIFICATION OF DIRECTORS

(Pursuant to Regulation 34(3) and Schedule V Para C clause (10)(i) of the SEBI (Listing Obligations and Disclosure Requirements) Regulations, 2015)

To
The Members of
Balaji Amines Limited
Solapur

We have examined the relevant registers, records, forms, returns and disclosures received from the Directors of BALAJI AMINES LIMITED having CIN: L7499L24132MH1988PLC049387 and having registered office at BALAJI TOWERS', No. 9/1A/1, Hotgi Road, Aasara Chowk, Solapur, Maharashtra 413224 (hereinafter referred to as 'the Company'), produced before us by the Company for the purpose of issuing this Certificate, in accordance with Regulation 34(3) read with Schedule V Para-C Sub clause 10(i) of the Securities Exchange Board of India (Listing Obligations and Disclosure Requirements) Regulations, 2015.

In our opinion and to the best of our information and according to the verifications (including Directors Identification Number (DIN) status at the portal www.mca.gov.in) as considered necessary and explanations furnished to us by the Company & its officers, We hereby certify that none of the Directors on the Board of the Company as stated below for the Financial Year ending on 31st March, 2022 have been debarred or disqualified from being appointed or continuing as Directors of companies by the Securities and Exchange Board of India or Ministry of Corporate Affairs or any other Statutory Authority

| Sr. No. | Name of Director | DIN | Date of appointment in Company |
|----------------|------------------------------|------------|---------------------------------------|
| 1 | ANDE PRATAP REDDY | 00003967 | 01.04.2013 |
| 2 | ANDE SRINIVAS REDDY | 03169721 | 30.09.2013 |
| 3 | RAJESHWAR REDDY NOMULA | 00003854 | 16.11.1988 |
| 4 | RAM REDDY DUNDURAPU | 00003864 | 15.01.1989 |
| 5 | HEMANTH REDDY GADDAM | 00003868 | 01.04.2010 |
| 6 | SATYANARAYANA MURTHY CHAVALI | 00142138 | 30.01.2012 |
| 7 | NAVEENA THAMMISHETTY CHANDRA | 00231636 | 24.06.1996 |
| 8 | KASHINATH REVAPPA DHOLE | 01076675 | 11.05.2013 |
| 9 | AMARENDER REDDY MINUPURI | 05182741 | 31.01.2012 |
| 10 | VIMALA BEHRAM MADON | 06925101 | 28.07.2014 |

Ensuring the eligibility for the appointment / continuity of every Director on the Board is the responsibility of the management of the Company. Our responsibility is to express an opinion on these based on our verification. This \certificate is neither an assurance as to the future viability of the Company nor of the efficiency or effectiveness with which the management has conducted the affairs of the Company.

For P S Rao & Associates
Company Secretaries

Sd/-
P S Rao
Partner
M.No. F10322
CP No. 3829
UDIN: F010322D000289141

Place: Hyderabad
Date: 09.05.2022



II. SECRETARIAL COMPLIANCE REPORT

To
Board of Directors
Balaji Amines Limited
Balaji Tower,
No. 9/1A/1, Hotgi Road,
Asara Chowk, Solapur,
Maharashtra, INDIA.

We P S. Rao & Associates, Company Secretaries have examined:

- (a) all the documents and records made available to us and explanation provided by M/s Balaji Amines Limited, having its registered office at Balaji Tower, No. 9/1A/1, Hotgi Road, Asara Chowk, Solapur, Maharashtra, INDIA, hereinafter referred to as “the listed entity”.
- (b) the filings/ submissions made by the listed entity to the stock exchanges,
- (c) website of the listed entity,
- (d) any other document/ filing, as may be relevant, which has been relied upon to make this certification, for the year ended 31.03.2022 (“01.04.2021 to 31.03.2022”) in respect of compliance with the provisions of:
 - a) the Securities and Exchange Board of India Act, 1992 (“SEBI Act”) and the Regulations, circulars, guidelines issued thereunder; and
 - b) the Securities Contracts (Regulation) Act, 1956 (“SCRA”), rules made thereunder and the Regulations, circulars, guidelines issued thereunder by the Securities and Exchange Board of India (“SEBI”);

The specific Regulations, whose provisions and the circulars/ guidelines issued thereunder, have been examined, include: -

- a) Securities and Exchange Board of India (Listing Obligations and Disclosure Requirements) Regulations, 2015;
- b) Securities and Exchange Board of India (Issue of Capital and Disclosure Requirements) Regulations, 2018; - Not Applicable during the reporting period
- c) Securities and Exchange Board of India (Substantial Acquisition of Shares and Takeovers) Regulations, 2011;
- d) Securities and Exchange Board of India (Buyback of Securities) Regulations, 2018; - Not Applicable during the reporting period
- e) Securities and Exchange Board of India (Share Based Employee Benefits) Regulations, 2014;
- f) Securities and Exchange Board of India (Issue and Listing of Debt Securities) Regulations, 2008;- Not Applicable during the reporting period
- g) Securities and Exchange Board of India (Issue and Listing of Non-Convertible and Redeemable Preference Shares) Regulations, 2013; - Not Applicable during the reporting period
- h) Securities and Exchange Board of India (Prohibition of Insider Trading) Regulations, 2015;
- i) The Depositories Act, 1996
- j) The Securities and Exchange Board of India (Registrars to an Issue and Share Transfer Agents) Regulations, 1993 regarding the Companies Act and dealing with client and circulars/ guidelines issued thereunder; and based on the above examination, I/We hereby report that, during the Review Period:
 - a) The listed entity has complied with the provisions of the above Regulations and circulars/ guidelines issued thereunder,
 - b) The listed entity has maintained proper records under the provisions of the above Regulations and circulars/ guidelines issued thereunder insofar as it appears from my/our examination of those records.
 - c) There were no instances of actions taken against the listed entity/ its promoters/ directors/ material subsidiaries either by SEBI or by Stock Exchanges (including under the Standard Operating Procedures issued by SEBI through various circulars) under the aforesaid Acts/ Regulations and circulars/ guidelines issued thereunder during the Reporting period:
 - d) There were no observations made in previous reports issued to the Company.
 - e) Since the Auditor has already been appointed, the terms of appointment of the Auditor have been suitably modified to give effect to 6(A) and 6 (B) of SEBI Circular No. CIR/CFD/CMD1/114/2019 dated October 18. 2019

For P S Rao & Associates
Company Secretaries

Sd/-

P S Rao

Partner

M.No. F10322

CP No. 3829

Place: Hyderabad

Date: 09.05.2022

UDIN: F010322D000289018

III. CEO /CFO CERTIFICATION TO THE BOARD

**[Pursuant to Regulation 17 (8) under Chapter IV of Securities Exchange board of India
(Listing Obligations and Disclosure Requirements) Regulations, 2015]**

We, D. Ram Reddy, Managing Director and G. Hemanth Reddy, Whole-time Director and Chief Financial Officer of the Company responsible for the finance function hereby certify that:

- a) We have reviewed the financial statements and the cash flow statement for the year 2021-22 and that to the best of our knowledge and belief:
 - (i) These statements do not contain any materially untrue statement or omit any material fact or contain statements that might be misleading;
 - (ii) These statements together present a true and fair view of the company's affairs and are in compliance with existing accounting standards, applicable laws and regulation.
- b) There are, to the best of our knowledge and belief, no transactions entered into by the company during the year 2021-22, which are fraudulent, illegal or violative of the company's code of conduct.
- c) We accept responsibility for establishing and maintaining internal controls for financial reporting and that we have evaluated the effectiveness of internal control systems of the company pertaining to financial reporting and have disclosed to the auditors and the Audit Committee, deficiencies in the design or operation of such internal controls, if any, of which we are aware and the steps we have taken or propose to take to rectify these deficiencies.
- d) We have indicated to the auditors and the Audit committee :
 - (i) significant changes in internal control over financial reporting during the year 2021-22
 - (ii) significant changes in accounting policies during the year 2021-22 and that the same have been disclosed in the notes to the financial statements;
 - (iii) There were no instances of significant fraud of which we have become aware and the involvement therein, if any, of the management or an employee having a significant role in the company's internal control system over financial reporting.

Sd./-

D. Ram Reddy
Managing Director
DIN: 00003864

Sd./-

G. Hemanth Reddy
Whole-time Director & CFO
DIN: 00003868

Date: 11.05.2022

Place: Hyderabad

DECLARATION ON CODE OF CONDUCT

This is to confirm that the Board has laid down a Code of Conduct for all Board Members and Senior Management Personnel of the Company. The Code of Conduct has also been posted on the website of the company. It is further confirmed that all directors and senior management personnel of the company have affirmed compliance with the code of conduct of the company for the financial year ended on 31st March, 2022 as envisaged in the Chapter IV of the Securities Exchange board of India (Listing Obligations and Disclosure Requirements) Regulations, 2015.

Sd./-

D. Ram Reddy
Managing Director
DIN: 00003864

Date: 11.05.2022

Place: Hyderabad



IV. INDEPENDENT AUDITORS' CERTIFICATE ON CORPORATE GOVERNANCE

To the Members of Balaji Amines Limited,

We have examined the compliance of conditions of Corporate Governance by Balaji Amines Limited ('the Company'), for the Financial Year ended 31st March, 2022 as stipulated under the relevant provisions of Securities and Exchange Board of India (Listing Obligation and Disclosure Requirements) Regulations, 2015 ('Listing Regulation').

The compliance of the conditions of Corporate Governance is the responsibility of the Management. Our examination was limited to the procedure and implementation thereof, adopted by the Company for ensuring the compliance of the conditions of Corporate Governance. It is neither an audit nor an expression of the opinion on the financial statements of the Company.

In our opinion, and to the best of the information and according to the explanations given to us, we certify that the Company has complied with the conditions of Corporate Governance as stipulated in the above mentioned Listing Regulations, as applicable.

We further state that such compliance is neither an assurance as to the future viability of the Company nor the efficiency or effectiveness with which the Management has conducted the affairs of the Company.

For Ayyadevara & Co.,

Chartered Accountants,
FRN No. 000278S

Sd./-

Ayyadevara Srinivas

Proprietor
ICAI Membership No. 028803

Date: 11.05.2022

Place: Hyderabad

INDEPENDENT AUDITOR'S REPORT

To the Members of **Balaji Amines Limited**

Report on the Audit of the Standalone Financial Statements

Opinion

We have audited the standalone financial statements of Balaji Amines Limited ("the Company"), which comprise the balance sheet as at March 31, 2022, and the statement of profit and loss, statement of changes in equity and statement of cash flows for the year then ended, and notes to the financial statements, including a summary of significant accounting policies and other explanatory information.

In our opinion and to the best of our information and according to the explanations given to us, the aforesaid standalone financial statements give the information required by the Companies Act, 2013 in the manner so required and give a true and fair view in conformity with the accounting principles generally accepted in India, of the state of affairs of the Company as at March 31, 2022, and its profit, changes in equity, and its cash flows for the year ended on that date.

Basis for Opinion

We conducted our audit in accordance with the Standards on Auditing (SAs) specified under section 143(10) of the Companies Act, 2013. Our responsibilities under those Standards are further described in the Auditor's Responsibilities for the Audit of the Financial Statements section of our report. We are independent of the Company in accordance with the Code of Ethics issued by the Institute of Chartered Accountants of India together with the ethical requirements that are relevant to our audit of the financial statements under the provisions of the Companies Act, 2013 and the Rules thereunder, and we have fulfilled our other ethical responsibilities in accordance with these requirements and the Code of Ethics. We believe that the audit evidence we have obtained is sufficient and appropriate to provide a basis for our opinion.

Key Audit Matters

Key audit matters are those matters that, in our professional judgment, were of most significance in our audit of the financial statements of the current period. These matters were addressed in the context of our audit of the financial statements as a whole, and in forming our opinion thereon, and we do not provide a separate opinion on these matters.

| Sl. No. | Key Audit Matter | Auditor's Response |
|---------|---|--|
| 1 | <p>Disputed Tax Demands</p> <p>The company is in dispute in respect of Income Tax Assessments for 5 years (Assessment years 2013-14, 2014-15, 2016-17, 2017-18 and 2019-20) and the aggregate of the tax demand in respect of these assessment years is ₹296.46 lakhs. The matter is in appeal before the first appellate authority, i.e., National Faceless Appeal Centre. The aforementioned tax demand is adjusted against the refund due to the company for Assessment years 2018-19 and 2019-20.</p> <p>This position involves uncertainty about the possible outcome of these disputes and consequent recovery of the tax refund so adjusted.</p> | <p>We have obtained and considered an expert opinion on the matters involved in these appeals and also the judicial precedents. We have evaluated the same to assess whether there should be a change in the management's position on the sustainability and recoverability of the amounts paid against the disputed demands</p> |

Information Other than the Financial Statements and Auditor's Report Thereon"

The Company's Board of Directors is responsible for the preparation of the other information. The other information comprises the information included in the Management Discussion and Analysis, Board's Report including Annexures to Board's Report, Business Responsibility Report, Corporate Governance and Shareholder's Information, but does not include the standalone financial statements and our auditor's report thereon.

Our opinion on the standalone financial statements does not cover the other information and we do not express any form of assurance conclusion thereon.



INDEPENDENT AUDITOR'S REPORT (Contd.)

In connection with our audit of the standalone financial statements, our responsibility is to read the other information and, in doing so, consider whether the other information is materially inconsistent with the standalone financial statements or our knowledge obtained during the course of our audit or otherwise appears to be materially misstated.

If, based on the work we have performed, we conclude that there is a material misstatement of this other information, we are required to report that fact. We have nothing to report in this regard.

Responsibilities of Management and Those Charged with Governance for the Standalone Financial Statements

The Company's Board of Directors is responsible for the matters stated in section 134(5) of the Companies Act, 2013 ("the Act") with respect to the preparation of these standalone financial statements that give a true and fair view of the financial position, financial performance, changes in equity and cash flows of the Company in accordance with the accounting principles generally accepted in India, including the Accounting Standards specified under section 133 of the Act. This responsibility also includes maintenance of adequate accounting records in accordance with the provisions of the Act for safeguarding of the assets of the Company and for preventing and detecting frauds and other irregularities; selection and application of appropriate accounting policies; making judgments and estimates that are reasonable and prudent; and design, implementation and maintenance of adequate internal financial controls, that were operating effectively for ensuring the accuracy and completeness of the accounting records, relevant to the preparation and presentation of the financial statements that give a true and fair view and are free from material misstatement, whether due to fraud or error.

In preparing the financial statements, the Board of Directors is responsible for assessing the Company's ability to continue as a going concern, disclosing, as applicable, matters related to going concern and using the going concern basis of accounting unless the Board of Directors either intends to liquidate the Company or to cease operations, or has no realistic alternative but to do so.

Those Board of Directors are also responsible for overseeing the Company's financial reporting process.

Auditor's Responsibilities for the Audit of the Financial Statements

Our objectives are to obtain reasonable assurance about whether the financial statements as a whole are free from material misstatement, whether due to fraud or error, and to issue an auditor's report that includes our opinion. Reasonable assurance is a high level of assurance, but is not a guarantee

that an audit conducted in accordance with SAs will always detect a material misstatement when it exists. Misstatements can arise from fraud or error and are considered material if, individually or in the aggregate, they could reasonably be expected to influence the economic decisions of users taken on the basis of these financial statements.

As part of an audit in accordance with SAs, we exercise professional judgment and maintain professional skepticism throughout the audit. We also:

- Identify and assess the risks of material misstatement of the financial statements, whether due to fraud or error, design and perform audit procedures responsive to those risks, and obtain audit evidence that is sufficient and appropriate to provide a basis for our opinion. The risk of not detecting a material misstatement resulting from fraud is higher than for one resulting from error, as fraud may involve collusion, forgery, intentional omissions, misrepresentations, or the override of internal control.
- Obtain an understanding of internal control relevant to the audit in order to design audit procedures that are appropriate in the circumstances. Under section 143(3) (i) of the Companies Act, 2013, we are also responsible for expressing our opinion on whether the company has adequate internal financial controls system in place and the operating effectiveness of such controls.
- Evaluate the appropriateness of accounting policies used and the reasonableness of accounting estimates and related disclosures made by management.
- Conclude on the appropriateness of management's use of the going concern basis of accounting and, based on the audit evidence obtained, whether a material uncertainty exists related to events or conditions that may cast significant doubt on the Company's ability to continue as a going concern. If we conclude that a material uncertainty exists, we are required to draw attention in our auditor's report to the related disclosures in the financial statements or, if such disclosures are inadequate, to modify our opinion. Our conclusions are based on the audit evidence obtained up to the date of our auditor's report. However, future events or conditions may cause the Company to cease to continue as a going concern.
- Evaluate the overall presentation, structure and content of the financial statements, including the disclosures, and whether the financial statements represent the underlying transactions and events in a manner that achieves fair presentation. We communicate with those charged with governance regarding, among other matters, the planned scope and timing of the audit and significant audit findings, including any significant deficiencies in internal control that we identify during our audit. We also

INDEPENDENT AUDITOR'S REPORT (Contd.)

provide those charged with governance with a statement that we have complied with relevant ethical requirements regarding independence, and to communicate with them all relationships and other matters that may reasonably be thought to bear on our independence, and where applicable, related safeguards.

From the matters communicated with those charged with governance, we determine those matters that were of most significance in the audit of the financial statements of the current period and are therefore the key audit matters. We describe these matters in our auditor's report unless law or regulation precludes public disclosure about the matter or when, in extremely rare circumstances, we determine that a matter should not be communicated in our report because the adverse consequences of doing so would reasonably be expected to outweigh the public interest benefits of such communication.

Report on Other Legal and Regulatory Requirements

1. As required by the Companies (Auditor's Report) Order, 2020 ("the Order"), issued by the Central Government of India in terms of sub-section (11) of section 143 of the Companies Act, 2013, we give in the "Annexure A", a statement on the matters specified in paragraphs 3 and 4 of the Order, to the extent applicable.
2. As required by Section 143(3) of the Act, we report that:
 - (a) We have sought and obtained all the information and explanations which to the best of our knowledge and belief were necessary for the purposes of our audit.
 - (b) In our opinion, proper books of account as required by law have been kept by the Company so far as it appears from our examination of those books.
 - (c) The Balance Sheet, the Statement of Profit and Loss, the Statement of Changes in Equity and the Cash Flow Statement dealt with by this Report are in agreement with the books of account.
 - (d) In our opinion, the aforesaid standalone financial statements comply with the Accounting Standards specified under Section 133 of the Act, read with Rule 7 of the Companies (Accounts) Rules, 2014.
- (e) On the basis of the written representations received from the directors as on March 31, 2022 taken on record by the Board of Directors, none of the directors is disqualified as on March 31, 2022 from being appointed as a director in terms of Section 164(2) of the Act.
- (f) With respect to the adequacy of the internal financial controls over financial reporting of the Company and the operating effectiveness of such controls, refer to our separate Report in "Annexure B".
- (g) With respect to the other matters to be included in the Auditor's Report in accordance with Rule 11 of the Companies (Audit and Auditors) Rules, 2014, in our opinion and to the best of our information and according to the explanations given to us:
 - i. The Company has disclosed the impact of pending litigations on its financial position in its financial statements – Refer Note VI-16 to the financial statements;
 - ii. The Company did not have any long-term contracts including derivative contracts for which there were any material foreseeable losses.
 - iii. There has been no delay in transferring amounts, required to be transferred, to the Investor Education and Protection Fund by the Company.

For **Ayyadevara & Co.,**

Chartered Accountants

Firm's Registration No.000278S

Ayyadevara Srinivas

Proprietor

Membership No.28803

Hyderabad. May 11, 2022

UDIN: 22028803AITSZN9705



ANNEXURE A

TO THE INDEPENDENT AUDITOR'S REPORT OF EVEN DATE ON THE FINANCIAL STATEMENTS

[Referred to in para 1 under the heading 'Report on Other Legal and Regulatory Requirements']

- (i) (a) (A) The company is maintaining proper records showing full particulars, including quantitative details and situation of Property, Plant and Equipment.
- (B) The company, during the year under consideration, did not own any intangible assets.
- (b) The Property, Plant and Equipment have been physically verified by the management at reasonable intervals. We are informed that no material discrepancies were noticed on such verification.
- (c) During the financial year 2017-18, amalgamation took place between the company and two of its subsidiaries, viz., Balaji Greentech Products Limited and Bhagyanagar Chemicals Limited. The immovable properties acquired by the company on such amalgamation are yet to be registered in the name of the company. The company has made an application to the concerned authorities which is pending disposal. Except as mentioned above, the title deeds of immovable properties belonging to the company are held in the name of the company. The particulars of the lands, of the subsidiaries, are as under:

| Description of property | Gross Carrying value ₹ In Lakhs. | Held in the name of | Whether promoter director or their relative or employee | Period held | Reason for not being held in the name of the company and if in dispute. |
|---|----------------------------------|--|---|---------------|---|
| Freehold land at Industrial Development Area, Bollaram, Sangareddy District Telangana | 4.34 | Bhagyanagar Chemicals Limited, erstwhile subsidiary (since amalgamated with the company in FY 2017-18) | No | Since 2017-18 | Application for transfer of title pending with SRO. The land is not in dispute. |
| Freehold land at Gollagudem – Nandikandi, Sadashivpet, Sangareddy District Telangana | 163.31 | Balaji Greentech Products Limited, erstwhile subsidiary (since amalgamated with the company in FY 2017-18) | No | Since 2017-18 | Application for transfer of title pending with SRO. The land is not in dispute. |

- (d) The company has not revalued any of its property.
- (e) To the best of our knowledge and information no proceedings have been initiated or are pending against the company for holding any benami property under the Benami Transactions (Prohibition) Act, 1988 (45 of 1988) and rules made thereunder, to the best of our knowledge and belief.
- (ii) (a) Physical verification of inventory has been conducted at reasonable intervals by the management and in our opinion, the coverage and procedure of such verification by the management is appropriate. No discrepancies of 10% or more in the aggregate for each class of inventory were noticed during such verification.
- (b) The quarterly returns or statements filed by the company with banks or financial institutions that have sanctioned working capital limits to the company, are in agreement with the books of account of the Company.
- (iii) a. During the year the company has not made any investments in, or provided any security or granted any loans or advances in the nature of loans, secured or unsecured, to companies, firms, Limited Liability Partnerships or any other parties or to promoters or related parties, except as stated hereunder.
- b. The company had in an earlier year provided guarantee to an extent of ₹225.00 Crores in respect a loan availed by its subsidiary, viz., Balaji Specialty Chemicals Limited. During the year under consideration this amount has been enhanced to ₹250.00 Crores. The balance outstanding of the loan in respect of this guarantee is ₹106.22 Crores.

- c. The company has granted loan to the aforementioned subsidiary. The aggregate amount of the loan given during the year is ₹12.00 Crores and the outstanding amount as on March 31, 2022 is ₹ 66.00 Crores.
- d. The terms and conditions of such guarantee, in our opinion, are not prejudicial to the company's interest.
- e. The repayment of the principal and interest in respect of the said loan are regular.
- f. There are no overdue amounts in respect of the said loan.
- g. There are no loans or advances in the nature of loan granted which has fallen due during the year, has been renewed or extended or fresh loans granted to settle the overdues of existing loans given to the same parties.
- h. The company has not granted any loans or advances in the nature of loans either repayable on demand or without specifying any terms or period of repayment, to Promoters or related parties as defined in clause (76) of section 2 of the Companies Act, 2013.
- (iv) In respect of loans granted and investment made and guarantee provided the provisions of sections 185 and 186 of the Companies Act 2013 have been complied with.
- (v) The company has not accepted any deposits or any amounts that are deemed to be deposits, under the directives issued by the Reserve Bank of India to which the provisions of sections 73 to 76 of the Companies Act, 2013, apply.
- (vi) In respect of cost records, we have broadly reviewed the books of accounts maintained by the Company pursuant to the rules made by the Central Government for maintenance of cost records under sub-section (1) of Section 148 of the Act, in respect of its products and are of the opinion that prima facie, the prescribed accounts and records have been made and maintained. However, we have not carried out detailed examination of the records with a view to determine whether these are accurate or complete.
- (vii) (a) The company is regular in depositing undisputed statutory dues including Goods and Services Tax, provident fund, employees' state insurance, income-tax, sales-tax, service tax, duty of customs, duty of excise, value added tax, cess and any other statutory dues to the appropriate authorities.
- (b) As on March 31, 2022 the company is in dispute in respect of Income Tax Assessments, the particulars of which are as under:

| SI. No. | Dues under | Nature and amount of demand | Authority before whom dispute pending | Amount deposited against the demand |
|---------|-----------------------|---|---|-------------------------------------|
| 1 | Income Tax Act, 1961 | On account of assessment order under section 143(3) of the Act. Assessment Year 2013-14 | National Faceless Appeal centre | ₹ 17.60 Lakhs |
| 2 | Income Tax Act, 1961 | On account of assessment order under section 143(3) of the Act. Assessment Year 2014-15 | National Faceless Appeal centre | ₹ 231.08 Lakhs |
| 3 | Income Tax Act, 1961 | On account of assessment order under section 143(3) of the Act. Assessment Year 2016-17 | National Faceless Appeal centre | ₹ 9.25 Lakhs |
| 4 | Income Tax Act, 1961 | On account of assessment order under section 143(3) of the Act. Assessment Year 2017-18 | National Faceless Appeal centre | ₹ 29.31 Lakhs |
| 5 | Income Tax Act, 1961. | On account of assessment order under section 143(3) of the Act. Assessment Year 2019-20 | Rectification petition before Assessing Officer / Central Processing Centre, Income Tax department. | ₹ 9.85 Lakhs |

The aggregate of the above disputed demands ₹ 296.46, has been adjusted against the refund due to the company for Assessment Year 2018-19 and 2019-20 and as such no amounts remain unpaid. Apart from the above there are no disputed amounts in respect of other statutory dues.

- (viii) To the best of our knowledge and as per our information given to us, there are no amounts that are in the nature of undisclosed transactions or amounts surrendered as income in assessments under the Income Tax Act, 1961 (43 of 1961).
- (ix) (a) The company has not defaulted in repayment of loans or other borrowings or in the payment of interest thereon to any lender.
- (b) The company is not declared wilful defaulter by any bank or financial institution or other lender.

**ANNEXURE A****TO THE INDEPENDENT AUDITOR'S REPORT OF EVEN DATE ON THE FINANCIAL STATEMENTS (Contd.)**

| | | |
|---------|-----|--|
| | (c) | During the year the company has not availed of or has been disbursed any term loans. |
| | (d) | No funds raised on short term basis have been utilised for long term purposes. |
| | (e) | The company has not raised any loans on the pledge of securities held in subsidiaries, associates or joint ventures. |
| | (f) | The company does not have any subsidiaries, associates or joint ventures. |
| (x) | (a) | The company has not raised, during the year, any amounts by way of initial public offer or further public offer (including debt instruments). |
| | (b) | The company has not made any preferential allotment or private placement of shares or convertible debentures (fully, partially or optionally convertible) during the year. |
| (xi) | (a) | During the course of our audit, we have not come across any instances of fraud by the company or any fraud on the company. |
| | (b) | There is no instance, during the year under consideration, that necessitates reporting in Form ADT-4. |
| | (c) | To the best of our knowledge and belief, there are no instances of whistle-blower complaints received during the year by the company. |
| (xii) | | The company is not a Nidhi Company. |
| (xiii) | | All transactions with the related parties are in compliance with sections 177 and 188 of Companies Act where applicable and the details have been disclosed in the financial statements, etc., as required by the applicable accounting standards. |
| (xiv) | (a) | The company has an internal audit system commensurate with the size and nature of its business. The company has engaged a firm of Chartered Accountants to carry out internal audit and submit their report to the Board of Directors and Audit Committee. |
| | (b) | The reports of the Internal Auditors for the period under audit have been considered by us. |
| (xv) | | The company has not entered into any non-cash transactions with directors or persons connected with them. |
| (xvi) | (a) | The company is not required to be registered under section 45-IA of the Reserve Bank of India Act, 1934 (2 of 1934). |
| | (b) | The company has not conducted any Non-Banking Financial or Housing Finance activities without a valid Certificate of Registration (CoR) from the Reserve Bank of India as per the Reserve Bank of India Act, 1934. |
| | (c) | The company is not a Core Investment Company (CIC) as defined in the regulations made by the Reserve Bank of India. |
| | (d) | The company is not part of any "group" as defined under the applicable regulations / guidelines. |
| (xvii) | | The company has not incurred cash losses in the financial year and in the immediately preceding financial year. |
| (xviii) | | There has not been any resignation of the statutory auditors during the year. |
| (xix) | | On the basis of the financial ratios, ageing and expected dates of realisation of financial assets and payment of financial liabilities, other information accompanying the financial statements, and our knowledge of the Board of Directors and management plans, we are of the opinion that no material uncertainty exists as on the date of our audit report that company is capable of meeting its liabilities existing at the date of balance sheet as and when they fall due within a period of one year from the balance sheet date. |
| (xx) | | There are no unspent amounts that are required to be transferred in terms of provisions of section 135(5) of the Companies Act, 2013. |
| (xxi) | | There are no qualifications or adverse remarks in the report of Auditors of the subsidiary company. |

For **Ayyadevara & Co.,**
Chartered Accountants
Firm's Registration No.000278S

Ayyadevara Srinivas
Proprietor
Membership No.28803
Hyderabad. May 11, 2022
UDIN: 22028803AITSZN9705

ANNEXURE “B”

TO THE INDEPENDENT AUDITOR’S REPORT

(Referred to in paragraph 2 (f) under ‘Report on Other Legal and Regulatory Requirements’ section of our report of even date)

Report on the Internal Financial Controls Over Financial Reporting under Clause (i) of Sub-section 3 of Section 143 of the Companies Act, 2013 (“the Act”)

We have audited the internal financial controls over financial reporting of Balaji Amines Limited (the “Company”) as of March 31, 2022 in conjunction with our audit of the standalone financial statements of the Company for the year ended on that date.

Management’s Responsibility for Internal Financial Controls

The Board of Directors of the Company is responsible for establishing and maintaining internal financial controls based on the internal control over financial reporting criteria established by the Company considering the essential components of internal control stated in the Guidance Note on Audit of Internal Financial Controls Over Financial Reporting issued by the Institute of Chartered Accountants of India (the “ICAI”). These responsibilities include the design, implementation and maintenance of adequate internal financial controls that were operating effectively for ensuring the orderly and efficient conduct of its business, including adherence to respective company’s policies, the safeguarding of its assets, the prevention and detection of frauds and errors, the accuracy and completeness of the accounting records, and the timely preparation of reliable financial information, as required under the Companies Act, 2013.

Auditor’s Responsibility

Our responsibility is to express an opinion on the Company’s internal financial controls over financial reporting of the Company based on our audit. We conducted our audit in accordance with the Guidance Note on Audit of Internal Financial Controls Over Financial Reporting (the “Guidance Note”) issued by the ICAI and the Standards on Auditing prescribed under Section 143(10) of the Companies Act, 2013, to the extent applicable to an audit of internal financial controls. Those Standards and the Guidance Note require that we comply with ethical requirements and plan and perform the audit to obtain reasonable assurance about whether adequate internal financial controls over financial reporting was established and maintained and if such controls operated effectively in all material respects.

Our audit involves performing procedures to obtain audit evidence about the adequacy of the internal financial controls system over financial reporting and their operating effectiveness. Our audit of internal financial controls over

financial reporting included obtaining an understanding of internal financial controls over financial reporting, assessing the risk that a material weakness exists, and testing and evaluating the design and operating effectiveness of internal control based on the assessed risk. The procedures selected depend on the auditor’s judgement, including the assessment of the risks of material misstatement of the financial statements, whether due to fraud or error.

We believe that the audit evidence we have obtained, is sufficient and appropriate to provide a basis for our audit opinion on the Company’s internal financial controls system over financial reporting.

Meaning of Internal Financial Controls over Financial Reporting

A company’s internal financial control over financial reporting is a process designed to provide reasonable assurance regarding the reliability of financial reporting and the preparation of financial statements for external purposes in accordance with generally accepted accounting principles. A company’s internal financial control over financial reporting includes those policies and procedures that (1) pertain to the maintenance of records that, in reasonable detail, accurately and fairly reflect the transactions and dispositions of the assets of the company; (2) provide reasonable assurance that transactions are recorded as necessary to permit preparation of financial statements in accordance with generally accepted accounting principles, and that receipts and expenditures of the company are being made only in accordance with authorisations of management and directors of the company; and (3) provide reasonable assurance regarding prevention or timely detection of unauthorised acquisition, use, or disposition of the company’s assets that could have a material effect on the financial statements.

Inherent Limitations of Internal Financial Controls over Financial Reporting

Because of the inherent limitations of internal financial controls over financial reporting, including the possibility of collusion or improper management override of controls, material misstatements due to error or fraud may occur and not be detected. Also, projections of any evaluation of the internal financial controls over financial reporting to future periods are subject to the risk that the internal financial control over financial reporting may become inadequate because of changes in conditions, or that the degree of compliance with the policies or procedures may deteriorate.



ANNEXURE “B”

TO THE INDEPENDENT AUDITOR’S REPORT (Contd.)

Opinion

In our opinion, to the best of our information and according to the explanations given to us, the Company has, in all material respects, an adequate internal financial controls system over financial reporting and such internal financial controls over financial reporting were operating effectively as at March 31,

2022, based on the internal financial control over financial reporting criteria established by the Company considering the essential components of internal control stated in the Guidance Note on Audit of Internal Financial Controls Over Financial Reporting issued by the ICAI.

For **Ayyadevara & Co.,**
Chartered Accountants
Firm’s Registration No.000278S

Ayyadevara Srinivas
Proprietor
Membership No.28803
Hyderabad. May 11, 2022
UDIN: 22028803AITSZN9705

Standalone Balance Sheet

As at March, 31, 2022

(₹ in Lakhs)

| Particulars | Note No. | As at March 31, 2022 | As at March 31, 2021 |
|---|----------|-------------------------|-------------------------|
| ASSETS | | | |
| 1. Non - current assets | | | |
| a. Property, plant and equipment | 2 | 49,502.73 | 34,433.88 |
| b. Capital work-in-progress | 3 | 14,093.58 | 17,327.57 |
| c. Investment Property | | - | - |
| d. Goodwill | | - | - |
| e. Other Intangible assets | | - | - |
| f. Intangible assets under development | | - | - |
| g. Biological Assets other than bearer plants | | - | - |
| h. Financial Assets | | - | - |
| (i) Investments | 4 | 6,600.00 | 6,600.00 |
| (ii) Trade Receivables | | - | - |
| (iii) Loans | 5 | 6,600.00 | 7,734.77 |
| (iv) Others | 6 | 11,030.78 | 13,380.20 |
| i. Deferred tax assets (net) | | - | - |
| j. Other non-current assets | 7 | 460.04 | 1,081.51 |
| 2. Current assets | | | |
| (a) Inventories | 8 | 20,263.12 | 9,592.57 |
| (b) Financial Assets | | | |
| (i) Investments | 9 | 0.10 | 0.10 |
| (ii) Trade Receivables | 10 | 43,613.20 | 27,234.92 |
| (iii) Cash and cash equivalents | 11 | 2,971.42 | 1,536.71 |
| (iv) Bank balances other than (iii) above | 12 | 1,841.05 | 228.86 |
| (v) Loans | | - | - |
| (vi) Others | | - | - |
| (c) Current Tax Assets (Net) | | 10,808.20 | 7,375.83 |
| (d) Other current assets | 13 | 2,093.22 | 2,652.27 |
| Total Assets | | 1,69,877.44 | 1,29,179.19 |
| EQUITY AND LIABILITIES | | | |
| EQUITY | | | |
| (a) Equity Share capital | 14 | 648.02 | 648.02 |
| (b) Other Equity | | | |
| (i) Reserves and surplus | 15 | 1,18,590.77 | 89,092.71 |
| Non controlling interest of Subsidiary | | | |
| LIABILITIES | | | |
| 1. Non - current liabilities | | | |
| (a) Financial Liabilities | | | |
| (i) Borrowings | | - | - |
| (ii) Trade payables | 16 | 1,519.37 | 1,228.26 |
| (iii) Other financial liabilities (other than those specified in item (b)) | 17 | 10,662.38 | 13,261.89 |
| (b) Provisions | | | |
| (c) Deferred tax liabilities (Net) | 18 | 5,262.49 | 4,866.74 |
| (d) Other non-current liabilities | 19 | 97.87 | 96.85 |
| 2. Current liabilities | | | |
| (a) Financial Liabilities | | | |
| (i) Borrowings | 20 | - | - |
| (ii) Trade payables | 21 | 16,290.46 | 7,352.43 |
| (iii) Other financial liabilities (other than those specified in item (c)) | 22 | 245.33 | 237.73 |
| (b) Other current liabilities | 23 | 184.62 | 359.95 |
| (c) Provisions | 24 | 5,249.13 | 3,899.61 |
| (d) Current Tax Liabilities (Net) | 25 | 11,127.00 | 8,135.00 |
| Total Equity and Liabilities | | 1,69,877.44 | 1,29,179.19 |
| Significant Accounting Policies and other information | 1 | | |

Notes 1 to 32 form part of Financial Statements

As per our report of even date
For **Ayyadevara & Co.,**
Chartered Accountants
FRN: 000278S

For and on behalf of Board of Directors

Ayyadevara Srinivas
Proprietor
ICAI Membership No. 028803
Hyderabad, May 11, 2022.
UDIN: 22028803AITSZN9705

A Prathap Reddy
Executive Chairman
DIN 00003967

G Hemanth Reddy
Whole Time Director & CFO
DIN 00003868

Lakhan Dargad
Company Secretary



Standalone Statement of Profit and Loss

for the period ended March 31, 2022

(₹ in Lakhs)

| Particulars | Note No. | For the Period ended March 31, 2022 | For the Period ended March 31, 2021 |
|---|----------|-------------------------------------|-------------------------------------|
| I Revenue from operations | 26 | 1,91,805.19 | 1,22,777.95 |
| II Other income | 27 | 1,213.57 | 1,203.04 |
| III Total Revenue (I+II) | | 1,93,018.76 | 1,23,980.99 |
| IV EXPENSES | | | |
| Cost of Material Consumed | 28 | 1,12,577.62 | 61,235.03 |
| Changes in inventories of finished goods and work-in-progress | 29 | (5,271.12) | 1,034.23 |
| Employee benefits expense | 30 | 8,872.85 | 6,567.58 |
| Finance costs | 31 | 704.09 | 533.47 |
| Depreciation on Fixed Assets | 2 | 2,916.85 | 2,334.30 |
| Other expenses | 32 | 30,904.44 | 21,279.25 |
| Total Expenses (IV) | | 1,50,704.73 | 92,983.86 |
| V Profit/(loss) before exceptional items and tax (III - IV) | | 42,314.03 | 30,997.13 |
| VI Exceptional items | | | |
| VII Profit/(loss) before tax (V - VI) | | 42,314.03 | 30,997.13 |
| VIII Tax Expenses: | | | |
| 1. Current Tax | | 11,127.00 | 8,135.00 |
| 2. Deferred Tax | | 395.74 | (132.51) |
| 3. Adjustments of earlier year tax provisions | | (2.81) | (176.46) |
| IX Profit (Loss) for the period from continuing operations (VII-VIII) | | 30,794.10 | 23,171.10 |
| X Profit/loss from discontinued operations | | | |
| XI Tax expense of discontinued operations | | - | - |
| XII Profit/(loss) from discontinued operations (after tax) (X-XI) | | 30,794.10 | 23,171.10 |
| XIII Profit /Loss for the period (IX + XII) | | 30,794.10 | 23,171.10 |
| XIV Other Comprehensive Income | | | |
| A (i) items that will not be reclassified to profit or loss | | - | - |
| (ii) Income tax relating to items that will not be reclassified to profit or loss | | - | - |
| B (i) Items that will be reclassified to profit or loss | | - | - |
| (ii) Income tax relating to items that will be reclassified to profit or loss | | - | - |
| XV Total Comprehensive Income for the period (XIII + XIV) (Comprising profit/ loss and other Comprehensive Income for the period) | | 30,794.10 | 23,171.10 |
| XVI Earning per equity share (for continuing operation): | | | |
| (1) Basic | | 95.04 | 71.51 |
| (2) Diluted | | 95.04 | 71.51 |
| XVII Earning per equity share (for discontinued operation): | | | |
| (1) Basic | | - | - |
| (2) Diluted | | - | - |
| XVIII Earning per equity share (for discontinued & continuing operations) | | | |
| (1) Basic | | 95.04 | 71.51 |
| (2) Diluted | | 95.04 | 71.51 |
| Significant Accounting Policies and other information | 1 | | |

Notes 1 to 32 form part of Financial Statements

As per our report of even date
For **Ayyadevara & Co.,**
Chartered Accountants
FRN: 000278S

For and on behalf of Board of Directors

Ayyadevara Srinivas
Proprietor
ICAI Membership No. 028803
Hyderabad, May 11, 2022.
UDIN: 22028803AITSZN9705

A Prathap Reddy
Executive Chairman
DIN 00003967

G Hemanth Reddy
Whole Time Director & CFO
DIN 00003868

Lakhan Dargad
Company Secretary

Standalone Cash Flow Statement

for the period ended March 31, 2022

(₹ in Lakhs)

| Sr. No. | Particulars | Current Year 31.03.2022 | Previous Year 31.03.2021 |
|----------|---|----------------------------|-----------------------------|
| A | Cash flows from operating activities | | |
| | Profit before interest and tax | 43,018.12 | 31,530.60 |
| | Other income considered | (1,213.57) | (1,203.04) |
| | Depreciation | 2,916.85 | 2,334.30 |
| | Increase (+)/ Decrease (-) in Current Liabilities | 10,119.83 | (6,416.74) |
| | Increase (-)/ Decrease (+) in Inventories | (10,670.55) | (374.29) |
| | Increase (-)/ Decrease (+) in Debtors | (16,378.27) | (8,150.10) |
| | Increase (-)/ Decrease (+) in Other Current Assets | 559.06 | (1,134.40) |
| | Increase (-)/ Decrease (+) in Current Tax Assets | (3,432.37) | (3,370.74) |
| | Income Tax Paid | (8,132.19) | (3,823.54) |
| | Cash flow from Operating Activities A | 16,786.91 | 9,392.05 |
| B | Cash Flow From Investing Activities | | |
| | Purchase of Fixed Assets | (14,779.06) | (13,193.72) |
| | Sale of Fixed Assets | 27.34 | 64.32 |
| | Increase (-)/ Decrease (+) in Loans | 1,134.77 | (3,100.00) |
| | Increase (-)/ Decrease (+) in Other Financial Assets | (3.37) | 8.87 |
| | Increase (-)/ Decrease (+) in Non Current Assets | 621.47 | 1,612.71 |
| | Increase (-)/ Decrease (+) in Current Investments | - | 4,750.00 |
| | Other Income | 1,213.57 | 1,203.04 |
| | Cash flow from Investing activities B | (11,785.28) | (8,654.78) |
| C | Cash Flow from Financing Activities | | |
| | Increase (+)/ Decrease (-) in Other Long Term Financial Obligations | (246.72) | 44.14 |
| | Increase (+)/ Decrease (-) in Trade Payables | 291.12 | 912.55 |
| | Increase (+)/ Decrease (-) in Other non-current liabilities | 1.01 | 73.21 |
| | Interest paid | (704.09) | (533.47) |
| | Dividend paid | (1,296.04) | (194.41) |
| | Cash Flow from Financing Activities C | (1,954.72) | 302.02 |
| D | Net increase/(decrease) in cash and cash equivalents (A+B+C) | 3,046.91 | 1,039.29 |
| E | Cash and cash equivalents (beginning of the year) | 1,765.56 | 726.27 |
| F | Cash and cash equivalents (end of the year) | 4,812.47 | 1,765.56 |
| G | Increase/(decrease) in cash and cash equivalents (closing minus opening balances) | 3,046.91 | 1,039.29 |

Notes 1 to 32 form part of Financial Statements

As per our report of even date
For **Ayyadevara & Co.,**
Chartered Accountants
FRN: 000278S

For and on behalf of Board of Directors

Ayyadevara Srinivas
Proprietor
ICAI Membership No. 028803
Hyderabad, May 11, 2022.
UDIN: 22028803AITSZN9705

A Prathap Reddy
Executive Chairman
DIN 00003967

G Hemanth Reddy
Whole Time Director & CFO
DIN 00003868

Lakhan Dargad
Company Secretary



Statement of Changes in Equity

for the period ended March 31, 2022

(1) Current reporting period 31.03.2022

| Balance at the beginning of the current reporting period | Changes in Equity Share Capital due to prior period errors | Restated balance at the beginning of the current reporting period | Changes in equity share capital during the current year | Balance at the end of the current reporting period |
|--|--|---|---|--|
| 648.02 | - | - | - | 648.02 |

(₹ In Lakhs)

(2) Previous reporting period 31.03.2021

| Balance at the beginning of the previous reporting period | Changes in Equity Share Capital due to prior period errors | Restated balance at the beginning of the previous reporting period | Changes in equity share capital during the previous year | Balance at the end of the previous reporting period |
|---|--|--|--|---|
| 648.02 | - | - | - | 648.02 |

(₹ In Lakhs)

B. Other Equity

(1) Current reporting period 31.03.2022

| | Share application allotment | Equity component of compound financial instruments | Capital Total Reserve | Securities Premium | Other Reserves (State Subsidy) | Other Reserves (General Reserve) | Retained Earnings | Debt instruments through Other Comprehensive Income | Equity Instruments through Other Comprehensive Income | Effective portion of Cash Flow Hedges | Revaluation Surplus | Exchange differences on translating the financial statements of a foreign operation | Other items of Other Comprehensive Income (specify nature) | Money received against share warrants | Total |
|--|-----------------------------|--|-----------------------|--------------------|--------------------------------|----------------------------------|-------------------|---|---|---------------------------------------|---------------------|---|--|---------------------------------------|-------------|
| Balance at the beginning of the current reporting period | - | - | 6.20 | 569.61 | 297.90 | 9,733.32 | 78,485.68 | - | - | - | - | - | - | - | 89,092.71 |
| Changes in accounting policy or prior period errors | - | - | - | - | - | - | - | - | - | - | - | - | - | - | 0.00 |
| Restated balance at the beginning of the current reporting period | - | - | - | - | - | - | - | - | - | - | - | - | - | - | 0.00 |
| Total Comprehensive Income for the current year | - | - | - | - | - | - | 30,794.10 | - | - | - | - | - | - | - | 30,794.10 |
| Dividends | - | - | - | - | - | - | -1,296.04 | - | - | - | - | - | - | - | -1,296.04 |
| Transfer to retained earnings | - | - | - | - | - | - | - | - | - | - | - | - | - | - | 0.00 |
| "Any other change (to be specified) Profit during the period transferred to General Reserve" | - | - | - | - | - | 3,078.70 | -3,078.70 | - | - | - | - | - | - | - | 0.00 |
| Balance at the end of the current reporting period | - | - | 6.20 | 569.61 | 297.90 | 12,812.02 | 1,04,905.04 | - | - | - | - | - | - | - | 1,18,590.77 |

(₹ In Lakhs)

Statement of Changes in Equity (Contd.)

for the period ended March 31, 2022

B. Other Equity

(₹ In Lakhs)

(2) Previous reporting period 2021

| | Reserves and Surplus | | | | | | | | | | Total | | | | |
|--|---|--|-----------------------|--------------------|--------------------------------|----------------------------------|-------------------|---|---|---------------------------------------|-------|---------------------|---|--|---------------------------------------|
| | Share application money pending allotment | Equity component of compound financial instruments | Capital Total Reserve | Securities Premium | Other Reserves (State Subsidy) | Other Reserves (General Reserve) | Retained Earnings | Debt instruments through Other Comprehensive Income | Equity Instruments through Other Comprehensive Income | Effective portion of Cash Flow Hedges | | Revaluation Surplus | Exchange differences on translating the financial statements of a foreign operation | Other items of Other Comprehensive Income (specify nature) | Money received against share warrants |
| Balance at the beginning of the current reporting period | - | - | 6.20 | 569.61 | 297.90 | 7,416.21 | 57,826.10 | - | - | - | - | - | - | - | 66,116.02 |
| Changes in accounting policy or prior period errors | - | - | - | - | - | - | - | - | - | - | - | - | - | - | 0.00 |
| Restated balance at the beginning of the previous reporting period | - | - | - | - | - | - | - | - | - | - | - | - | - | - | 0.00 |
| Total Comprehensive Income for the previous year | - | - | - | - | - | - | 23,171.10 | - | - | - | - | - | - | - | 23,171.10 |
| Dividends | - | - | - | - | - | - | -194.41 | - | - | - | - | - | - | - | -194.41 |
| Transfer to retained earnings | - | - | - | - | - | - | - | - | - | - | - | - | - | - | 0.00 |
| Any other change (to be specified) | - | - | - | - | - | 2,317.11 | -2,317.11 | - | - | - | - | - | - | - | 0.00 |
| Profit during the period transferred to General Reserve | - | - | - | - | - | - | - | - | - | - | - | - | - | - | 0.00 |
| Balance at the end of the previous reporting period | - | - | 6.20 | 569.61 | 297.90 | 9,733.32 | 78,485.68 | - | - | - | - | - | - | - | 89,092.71 |

Note: Remeasurement of defined benefit plans and fair value changes relating to own credit risk of financial liabilities designated at fair value through profit or loss shall be recognised as a part of retained earnings with separate disclosure of such items alongwith the relevant amounts in the Notes or shall be shown as a separate column under Reserves and Surplus.]



NOTES FORMING PART OF STANDALONE FINANCIAL STATEMENTS FOR THE YEAR ENDED MARCH 31, 2022

1 SIGNIFICANT ACCOUNTING POLICIES AND OTHER INFORMATION

I. Company Overview

- a. Balaji Amines Limited (BAL) is a public limited company incorporated and domiciled in India.
- b. The Registered office of BAL is situated in Solapur, Maharashtra, India.
- c. The equity shares of BAL are listed on the National Stock Exchange (NSE) and Bombay Stock Exchange (BSE), in India.
- d. BAL is engaged in the business of manufacture and sale of Speciality Chemicals, Aliphatic Amines and derivatives.
- e. BAL has four manufacturing facilities, three plants at Tuljapur and Chincholi in Maharashtra and one at Medak, Telangana.
- f. BAL owns a Five Star Hotel in Solapur, Maharashtra. BAL has CFL lamps facility at Medak, Telangana.
- g. BAL mainly operates in three segments i.e., Speciality Chemicals and Amines, Hotel and CFL Lamps. A new facility for manufacture of Speciality Chemicals is under construction at Chicholi, Maharashtra.

II. Compliance with Indian Accounting Standards

The financial statements are prepared in accordance with Indian Accounting Standards (Ind AS) as notified under section 133 of the Companies Act, 2013 (the Act), read with Companies (Indian Accounting Standard) Rules 2015. The company has uniformly applied all the applicable accounting policies during the periods presented.

III. Reporting Currency

The Financial statements are presented in Indian Rupees which is also the functional and presentation currency of the company and all amounts are rounded off to nearest rupee.

IV. Overall Considerations

The financial statements have been prepared using significant accounting policies that are in effect as at March 31, 2022 as presented in detail hereunder.

V. COVID-19 Impact

The company has evaluated the impact of Coronavirus (COVID-19) impact on the operations and future economic activity of the company and based on its review and current indicators and future economic prospects there is no significant impact on the business of the company or its operations.

VI. Accounting Policies and Other Information

1. System of Accounting:

- i. The company follows mercantile system of accounting and recognizes income and expenditure on accrual basis.
- ii. The financial statements have been prepared in all material respects with Indian Accounting Standards as relevant and notified by the Central Government.
- iii. The financial statements are prepared as a going concern and on historical cost basis except for certain financial assets and liabilities that are measured at fair value where mandated or required by the relevant Indian Accounting Standard.

2. Revenue recognition:

- i. Revenues are generally recognized in all material aspects in accordance with Ind AS 115.
- ii. Sale of goods is recognized at the point of dispatch of goods to customers, i.e. when the substantial rights of ownership and risks are passed on to the customers. Sale is exclusive of GST.
- iii. Income from guest accommodation in respect of hotel division is recognized on day to day basis after the guests checks-in. Discounts if any in this regard are accounted upon final conclusion of the bill with the guests. Advance, if any, received against room bookings are treated as a liability pending finalization of bill / provision of services.
- iv. Income from sale of Food & Beverages is recognized at the point of serving of these items to the guests. The income stated is exclusive of Taxes.
- v. Dividends from investment are recognized as income of the year in which the same are declared by in the investee company.
- vi. Interest income is recognized on accrual basis taking into account the amount outstanding and rate applicable.

3. Property, plant and equipment:

Property, plant and equipment acquired by the company are reported at acquisition value. The acquisition cost for this purpose includes the purchase price (net of duties and taxes which are recoverable in future) and expenses directly attributable to the asset to bring it to the site and in the working condition for its intended use. Interest during construction period up to the date of commencement of operations, indirect project expenditure and trial run

NOTES FORMING PART OF STANDALONE FINANCIAL STATEMENTS FOR THE YEAR ENDED MARCH 31, 2022 (Contd.)

expenditure (net of trial run income, if any) incurred in respect of projects under implementation are capitalized to the asset constructed / created. Spares and tools that are not in the nature of 'Property, Plant & Equipment' are treated as part of inventories. The costs incurred for the repairs and maintenance of these assets are charged to revenue.

The cost of assets under construction as on the Balance Sheet date, are classified under the head "capital work in progress" and will be capitalized as and when put to use.

Land allotted by MIDC on long lease basis is treated as "Lease Hold Land". The possession of the land has been given in an earlier year and the lease agreement is executed in the current year. The one-time lump sum premium paid at the time of allotment is amortized over the period of the 95-year lease.

4. Depreciation

Depreciation / amortization on fixed assets is provided on straight line method in accordance with Schedule II of the Companies Act, 2013 in respect of the remaining useful life. The management estimates the useful lives of the assets based on the indicative life span prescribed in Schedule II of the Companies Act, 2013. The useful life of the assets and their respective residual values are reviewed at the end of each financial year and adjusted accordingly.

5. Investments: Investments are stated at cost of acquisition.

6. Inventories:

- a) Finished goods are valued at lower of cost or Net Realizable Value. Cost for this purpose is arrived at on Absorption Costing basis.
- b) Stock in process/plant is valued at cost.
- c) Stock of raw materials, Stores and Spares and packing materials are valued at cost. Cost for this purpose, does not include duties/taxes that are recoverable in future.
- d) Food & Beverages:
 1. Groceries: Groceries are valued at cost arrived at on weighted average basis.
 2. Beverages: Valued at cost.

7. Trade Receivables

Trade receivables are stated at the recoverable values. Assessment is made on a periodical basis to assess the credit risk in respect of the credit extended to the customers and adjustments are carried out where

necessary and found expedient. Provision, if any, made for the doubtful debts is charged to revenue.

8. Staff Benefits:

- a. Provident Fund Contributions are accounted on accrual basis.
- b. To cover the benefits payable to the employees on retirement, the company has subscribed to a policy of Group Gratuity Scheme of Life Insurance Corporation of India. All contributions made towards the policy premiums are charged to revenue.

9. Research and Development:

Revenue expenditure on research and development is charged to Statement of profit and loss in the year in which it is incurred. Capital expenditure on research and development is treated at par with other comparable tangible assets and depreciated accordingly.

10. Tax expense:

Accounting treatment in respect of deferred taxation and current tax is in accordance with Indian Accounting Standard 12 (Ind AS 12) - "Income Taxes"

11. Borrowing Costs:

Interest and other costs in respect of borrowings for expansion / additional fixed investments including R & D projects are capitalized to such investments. Borrowing costs relating to period after the commencement of operations of these projects are charged to revenue.

12. Foreign Currency Transactions:

Foreign Exchange Transactions are recorded at pre-determined standard exchange rates which are reviewed periodically. Gains or losses arising out of such periodic revisions of such standard rates and also on realization/settlement are accounted for accordingly. No effect is determined in respect of the repayment and balances in respect of Foreign Currency Loans as the same are paid out of the Foreign Exchange earnings through the Exchange Earners Foreign Currency Accounts in respective currencies.

13. Impairment of Assets:

The carrying amounts of assets are reviewed at each Balance Sheet date, if there is any indication of impairment based on internal / external factors. An impairment loss will be recognized wherever the carrying amount of an asset exceeds its estimated recoverable amount. The recoverable amount is greater of the asset's net selling price and value in use. In assessing the value in use, the estimated future cash flows are discounted to the



NOTES FORMING PART OF STANDALONE FINANCIAL STATEMENTS FOR THE YEAR ENDED MARCH 31, 2022 (Contd.)

present value using the weighted average cost of capital. In carrying out such exercise, due effect is given to the requirements of Schedule II of the Companies Act, 2013.

14. Earnings Per Share (EPS):

This is calculated by dividing the net profit after tax (PAT) for the period attributable to equity shareholders, by number of shares outstanding at the end of the year. In case there are any changes in the equity during the year, EPS would be calculated on the weighted average number of shares outstanding during the period including adjustments of bonus issue, if any.

15. Corporate Social Responsibility

The company computes the amount required to be spent on Corporate Social Responsibility in accordance with the provisions of Section 135 of the Companies Act, 2013. The amounts are spent on the eligible projects prescribed under Schedule VII of the Act. During the current year the company has spent an amount of ₹425.02 Lakhs on account of Corporate Social Responsibility expenditure including ₹105.13 lakhs on electrical cremation furnace installed at Solapur public crematorium.

16. Contingent Liabilities:

A. Disputed demands: Under the Income Tax Act, 1961: ₹17.60 Lakhs (relating to Assessment Year 2013-14) ₹231.08 Lakhs (relating to Assessment Year 2014-15) and ₹9.25 Lakhs (relating to Assessment Year 2016-17) ₹ 29.31 Lakhs (relating to Assessment Year 2017-18). These demands are a result of additions made in assessment under section 143(3) of the Income Tax Act, 1961 and are disputed in appellate proceedings and ₹9.22 (relating to Assessment Year 2019-20) pending rectification. The appeals are pending before the First Appellate Authority. The company has deposited an amount of ₹87.38 lakhs against the aforementioned demands and grouped the same under the head "Other Current Assets". The balance demand has been adjusted against the refunds due to the company for Assessment Years 2018-19 and 2019-20.

B. Other Contingent Liabilities

| Sr. No. | Particulars | March 31, 2022 | March 31, 2021 |
|---------|--|----------------|----------------|
| 1 | Claims against the company not Acknowledged as debt | NIL | NIL |
| 2 | Guarantee | NIL | NIL |
| 3 | Other Money for which company is contingently liable | NIL | NIL |

17. Dividends

Dividends are accounted for as an outflow from the accumulated profits in the year in which the same are declared and paid out.

18. Amounts recoverable from employees

The company has an arrangement with the supplier of coal for supply of coal in specified consignments on a periodic basis. Few consignments aggregating to the value of ₹31.71 lakhs have been misappropriated, while in transit, by 2 employees of the company during the year ended March 31, 2015. The services of the said employees have been terminated in that year itself and legal action against initiated on these employees including action for the recovery of the above-mentioned amounts. Pending recovery, the amounts are shown under short term advances.

19. Expenditure on Corporate Social Responsibility (CSR):

The company has incurred an expenditure of ₹425.02 Lakhs (Previous Year ₹374.76 Lakhs) on Corporate Social Responsibility initiatives in accordance with the provisions of Section 135 of the Companies Act, 2013. The details of the projects on which the amounts are expended by the company on Corporate Social Responsibility are given in Note 32 Other expenses.

NOTES FORMING PART OF STANDALONE FINANCIAL STATEMENTS

FOR THE YEAR ENDED MARCH 31, 2022 (Contd.)

20. Particulars relating to Short Term Borrowings

| Sl. No | Name of Financial Institution | Amount of Loan | Rate of Interest | Tenure of Loan (Months) | Date of Maturity | Classification of Loan | Nature of Security | Terms of Repayment | Whether Demand Loan? | Whether loan is default? | Personal Guarantee by Directors / Others |
|--------|-------------------------------|----------------|------------------|-------------------------|------------------|------------------------|---|--------------------|----------------------|--------------------------|--|
| 1 | STATE BANK OF INDIA | - | 7.10% | On Demand | NA | Secured | <p>Primary Security: First pari-passu charge (Hypothecation) of all current assets of the company including stock of Raw Material, SIP, Stores & Spares, Packing Material, Finished Goods & Receivables for the consortium working capital limits.</p> <p>Collateral Security : part-passu first charge for the consortium working limits on land & building and other movable fixed assets including plant & machinery, both present and future of</p> <p>1) Unit-1 (Freehold) Gat No.194,195,196, 197 & 201, Tamalwadi, Dist.Osmanabad, Maharashtra. Total extent : 6.75 Hectare.</p> <p>2) Unit-3 Leasehold (for 95 Years), Plot No.E 7 & 8, MIDC Chincholi, Solapur, Maharashtra. Total extent : 1,60,000 Sqm."</p> | NA | No | No | No |
| 2 | BANK OF BARODA | - | 6.60% | On Demand | NA | Secured | | NA | No | No | No |
| 3 | HDFC BANK LTD. | - | 7.10% | On Demand | NA | Secured | | NA | No | No | No |



NOTES FORMING PART OF STANDALONE FINANCIAL STATEMENTS FOR THE YEAR ENDED MARCH 31, 2022 (Contd.)

21. Segment Reporting:

The company operates in three segments viz., (a) Amines & Speciality Chemicals, (b) Hotel segment and (c) CFL Lamps. There is no geographical segment as the company operates only in India.

The segment results are as under:

(₹ In Lakhs)

| Sl. No. | Particulars | Year ended | |
|----------|--|-------------------------|-------------------------|
| | | 31.03.2022 (Audited) | 31.03.2021 (Audited) |
| 1 | Segment Revenue | | |
| | Amines & Speciality Chemicals | 1,90,199.88 | 1,22,050.86 |
| | Hotel Division | 1,620.32 | 720.04 |
| | CFL Lamps | 71.12 | 60.71 |
| | Sub Total : | 1,91,891.32 | 1,22,831.61 |
| | Less: Inter-segment revenue | 86.13 | 53.66 |
| | Revenue from operations | 1,91,805.19 | 1,22,777.95 |
| 2 | Segment Results before Tax & Interest | | |
| | Amines & Speciality Chemicals | 42,931.41 | 33,667.56 |
| | Hotel Division | 111.49 | (303.39) |
| | CFL Lamps | (24.78) | (1,833.57) |
| | Total : | 43,018.12 | 31,530.60 |
| a | Less : Interest | | |
| | Amines & Speciality Chemicals | 694.41 | 528.35 |
| | Hotel Division | 9.66 | 4.94 |
| | CFL Lamps | 0.02 | 0.18 |
| | Total : | 704.09 | 533.47 |
| b | Segment Profit/Loss (-) before tax | | |
| | Amines & Speciality Chemicals | 42,237.00 | 33,139.21 |
| | Hotel Division | 101.83 | (308.33) |
| | CFL Lamps | (24.80) | (1,833.75) |
| | Total : | 42,314.03 | 30,997.13 |
| 3 | Capital Employed | | |
| a | Segment Assets | | |
| | Amines & Speciality Chemicals | 1,62,485.62 | 1,21,162.34 |
| | Hotel Division | 6,442.79 | 6,864.76 |
| | CFL Lamps | 949.03 | 1,152.09 |
| | Total : | 1,69,877.44 | 1,29,179.19 |
| b | Segment Liabilities | | |
| | Amines & Speciality Chemicals | 49,490.10 | 38,305.15 |
| | Hotel Division | 1,000.05 | 974.16 |
| | CFL Lamps | 148.51 | 159.15 |
| | Total : | 50,638.66 | 39,438.46 |

NOTES FORMING PART OF STANDALONE FINANCIAL STATEMENTS FOR THE YEAR ENDED MARCH 31, 2022 (Contd.)

22. Related Party transactions

| Name of the related party | Relationship | Nature of Transaction | Transaction value Rupees | Balance outstanding – Receivable / (-) Payable as on date of Balance Sheet Rupees | Amount written off / back |
|-------------------------------------|---|--|--|---|---------------------------|
| Balaji Speciality Chemicals Limited | Company in which the Enterprise is substantially interested, by holding 55% of shares in the total paid up share capital. | Unsecured Loan given Loan Received back Interest Receipt thereon | ₹ 2,00,00,000/- ₹13,34,76,847/- ₹5,43,19,192/- | ₹66,00,00,000/- Nil Nil | Nil Nil Nil |
| Balaji Speciality Chemicals Limited | Company in which the Enterprise is substantially interested, by holding 55% of shares in the total paid up share capital. | a. Sales b. Purchase | ₹93,23,41,017/- ₹20,26,18,366/- | ₹9,83,75,198/- | Nil |
| Balaji Speciality Chemicals Limited | Company in which the Enterprise is substantially interested, by holding 55% of shares in the total paid up share capital. | Rent Receipt | ₹60,000/- | Nil | Nil |
| Thirumala Precicasts Pvt. Ltd. | A Company in which Directors are interested | Rent Receipt | ₹3,74,762/- | ₹28,812/- | Nil |
| MVL Medisynth Pvt. Ltd. | A Company in which Directors are interested | a. Sales b. Purchase | ₹3,23,18,443/- ₹12,44,730/- | ₹2,27,22,641/- | Nil |
| SVS Sourcing Pvt.Ltd. | A Company in which Directors are interested | a. Sales | ₹52,17,67,333/- | ₹35,76,38,059/- | Nil |
| Sri A. Prathap Reddy | Executive Chairman | Remuneration & Allowances Commission on Profits | ₹54,25,200/- ₹13,55,85,781/- | Nil ₹13,55,85,781/- | Nil Nil |
| Sri N. Rajeshwar Reddy | Joint Managing Director | Remuneration & Allowances Commission on Profits | ₹46,03,200/- ₹8,94,04,121/- | Nil ₹8,94,04,121/- | Nil Nil |
| Sri D. Ram Reddy | Managing Director | Remuneration & Allowances Commission on Profits | ₹46,03,200/- ₹8,94,04,121/- | Nil ₹8,94,04,121/- | Nil Nil |
| Sri G. Hemanth Reddy | Whole Time Director & CFO | Remuneration & Allowances Commission on Profits | ₹46,03,200/- ₹4,24,00,460/- | Nil ₹4,24,00,460/- | Nil Nil |
| Sri A. Srinivas Reddy | Whole Time Director | Remuneration & Allowances Commission on Profits | ₹41,10,000/- ₹8,98,97,321/- | Nil ₹8,98,97,321/- | Nil Nil |

23. Additional Information pertaining to Statement of Profit and Loss

| Sl. No. | Nature of Income /Expenses | Current Year | | Previous Year | | | |
|---------|----------------------------|----------------------------|----------------|----------------------------|---------------|----------------|-------------------|
| | | Amount In Foreign Currency | Amount In INR | Amount In Foreign Currency | Amount In INR | | |
| 1 | Export Earning | \$ | 2,61,52,126.59 | 1,93,37,44,842.62 | \$ | 1,72,08,190.09 | 1,25,99,71,065.12 |
| | | € | 1,64,10,916.00 | 1,39,97,70,391.00 | € | 60,40,924.01 | 51,97,12,453.18 |
| 2 | Sales Commission | \$ | 16,172.50 | 11,92,056.00 | \$ | 50,561.30 | 37,01,666.87 |
| | | € | 4,068.00 | 3,40,898.00 | | | |
| 3 | Registration & Renewals | \$ | | | \$ | 990 | 73,187.00 |
| | | € | 2,010.00 | 1,71,652.00 | € | 3,820.00 | 3,43,532.00 |
| 4 | Printing & Stationary | € | 5,500.00 | 4,08,815.00 | € | - | - |
| | | ¥ | | | ¥ | - | - |



NOTES FORMING PART OF STANDALONE FINANCIAL STATEMENTS FOR THE YEAR ENDED MARCH 31, 2022 (Contd.)

| Sl. No. | Nature of Income /Expenses | Current Year | | Previous Year | | | |
|---------|----------------------------|----------------------------|----------------|----------------------------|---------------|----------------|-------------------|
| | | Amount In Foreign Currency | Amount In INR | Amount In Foreign Currency | Amount In INR | | |
| 5 | Capital Goods & Spares | \$ | 7,69,891.00 | 5,73,26,395.00 | \$ | 5,19,886.00 | 3,83,56,810.20 |
| | | € | 14,500.00 | 12,48,712.00 | | | |
| | | ¥ | 5,10,000.00 | 3,52,002.00 | | | |
| 6 | Raw Material | \$ | 5,28,58,694.11 | 3,91,80,65,447.89 | \$ | 2,66,00,528.22 | 1,96,90,72,628.92 |
| | | € | 3,07,100.00 | 2,63,76,821.00 | € | 34,265.31 | 29,78,683.00 |
| 7 | Finance Charges | \$ | 6,247.60 | 4,62,733.04 | \$ | 7,158.49 | 5,28,954.91 |
| | | € | 6,334.90 | 5,41,752.71 | € | 4,280.40 | 3,67,666.00 |
| 8 | Technical Know How Fees | \$ | 6,56,250.00 | 4,86,54,487.00 | \$ | 6,91,800.00 | 5,10,46,686.00 |

24. Accounting Ratios and related particulars.

| Sr No | Ratio | Formulae | Amount 31.03.2022 | Amount 31.03.2021 | Ratio 31.03.2022 | Ratio 31.03.2021 | % Change | Reason for change |
|-------|----------------------------------|---|-------------------|-------------------|------------------|------------------|----------|-------------------|
| (a) | Current ratio | Current Assets | 81,590.31 | 48,621.26 | 2.47 | 2.43 | 1% | |
| | | Current Liabilities | 33,096.54 | 19,984.72 | | | | |
| (b) | Debt-equity ratio | Total Debt | - | - | - | - | NA | |
| | | Shareholder's Equity | 1,19,238.79 | 89,740.73 | | | | |
| (c) | Debt service coverage ratio | Earnings available for debt service | 34,810.78 | 25,923.57 | 49.44 | 48.59 | 2% | |
| | | Debt Service | 704.09 | 533.47 | | | | |
| (d) | Return on equity ratio | Net Profits after taxes – Preference Dividend | 30,794.10 | 23,171.10 | 26% | 26% | 0% | |
| | | Shareholder's Equity | 1,19,238.79 | 89,740.73 | | | | |
| (e) | Inventory turnover ratio | Cost of goods sold OR sales | 1,91,805.19 | 1,22,777.95 | 12.85 | 13.05 | (2)% | |
| | | Average Inventory | 14,927.85 | 9,405.43 | | | | |
| (f) | Trade receivables turnover ratio | Net Credit Sales | 1,91,805.19 | 1,22,777.95 | 5.41 | 5.30 | 2% | |
| | | Avg. Accounts Receivable | 35,424.06 | 23,159.88 | | | | |
| (g) | Trade payables turnover ratio | Net Credit Purchases | 1,30,999.39 | 72,703.24 | 11.08 | 11.21 | (1)% | |
| | | Average Trade Payables | 11,821.45 | 6,485.69 | | | | |
| (h) | Net capital turnover ratio | Net Sales | 1,91,805.19 | 1,22,777.95 | 3.96 | 4.29 | (8)% | |
| | | Working Capital | 48,493.77 | 28,636.54 | | | | |
| (i) | Net profit ratio | Net Profit | 30,794.10 | 23,171.10 | 16% | 19% | (15)% | |
| | | Net Sales | 1,91,805.19 | 1,22,777.95 | | | | |
| (j) | Return on capital employed | Earning before interest and taxes | 43,018.12 | 31,530.60 | 35% | 33% | 4% | |
| | | Capital Employed | 1,24,501.28 | 94,607.47 | | | | |
| (k) | Return on investment | Net Profit | 30,794.10 | 23,171.10 | 62% | 67% | (8)% | |
| | | Fixed Assets | 49,502.73 | 34,433.88 | | | | |

NOTES FORMING PART OF STANDALONE FINANCIAL STATEMENTS FOR THE YEAR ENDED MARCH 31, 2022 (Contd.)

25. Trade Receivables ageing schedule as on 31 March 2022

| Particulars | Outstanding for following periods from due date of payment# | | | | | (₹ In Lakhs) |
|--|---|------------------|-----------|-----------|-------------------|--------------|
| | Less than 6 months | 6 months -1 year | 1-2 Years | 2-3 years | More than 3 years | Total |
| (i) Undisputed Trade receivables — considered good | 43,727.21 | - | - | - | - | 43,727.21 |
| (ii) Undisputed Trade Receivables — which have significant increase in credit risk | - | - | - | - | - | - |
| (iii) Undisputed Trade Receivables — credit impaired | - | - | - | - | - | - |
| (iv) Disputed Trade Receivables — considered good | - | - | 2.91 | - | - | 2.91 |
| (v) Disputed Trade Receivables — which have significant | - | - | - | - | - | - |

26. Trade Receivables ageing schedule as on 31 March 2021.

| Particulars | Outstanding for following periods from due date of payment# | | | | | (₹ In Lakhs) |
|--|---|------------------|-----------|-----------|-------------------|--------------|
| | Less than 6 months | 6 months -1 year | 1-2 Years | 2-3 years | More than 3 years | Total |
| (i) Undisputed Trade receivables — considered good | 27,123.38 | 95.38 | 18.71 | - | - | 27,237.47 |
| (ii) Undisputed Trade Receivables — which have significant increase in credit risk | - | - | - | - | - | - |
| (iii) Undisputed Trade Receivables — credit impaired | - | - | - | - | - | - |
| (iv) Disputed Trade Receivables — considered good | - | - | 2.91 | - | - | 2.91 |
| (v) Disputed Trade Receivables — which have significant | - | - | - | - | - | - |

27. Trade Payables ageing schedule as on 31 March 2022

| Particulars | Outstanding for following periods from due date of payment# | | | | (₹ In Lakhs) |
|-----------------------------|---|-----------|-----------|-------------------|--------------|
| | Less than 1 year | 1-2 Years | 2-3 years | More than 3 years | Total |
| (i) MSME | 1,200.74 | - | - | - | 1,200.74 |
| (ii) Others | 15,089.72 | - | - | - | 15,089.72 |
| (iii) Disputed dues — MSME | - | - | - | - | - |
| (iv) Disputed dues - Others | - | - | - | - | - |

28. Trade Payables ageing schedule as on 31 March 2021

| Particulars | Outstanding for following periods from due date of payment# | | | | (₹ In Lakhs) |
|-----------------------------|---|-----------|-----------|-------------------|--------------|
| | Less than 1 year | 1-2 Years | 2-3 years | More than 3 years | Total |
| (i) MSME | 616.16 | - | - | - | 616.16 |
| (ii) Others | 6,736.27 | - | - | - | 6,736.27 |
| (iii) Disputed dues — MSME | - | - | - | - | - |
| (iv) Disputed dues - Others | - | - | - | - | - |

29. The details with respect to the dues under MSME Act are being furnished to the extent the confirmation of MSME status is made available to the company.

30. Previous year's figures are regrouped and reclassified wherever considered necessary to conform with the current year grouping / classifications.



NOTES FORMING PART OF STANDALONE FINANCIAL STATEMENTS
FOR THE YEAR ENDED MARCH 31, 2022 (Contd.)

Note 2 : Property, plant and equipment

(₹ In Lakhs)

| Assets | GROSS BLOCK | | | DEPRECIATION | | | NET BLOCK | |
|---|---------------------|------------------|--------------|---------------------|-------------------|-------------------------|---------------------|---------------------|
| | As at 31.03.2021 | Additions | Deletion | As at 31.03.2021 | For the Period | Adjustments Deletion | As at 31.03.2021 | As at 31.03.2022 |
| Amines Division | | | | | | | | |
| Land | 3,126.01 | 2,360.58 | - | 37.43 | 49.23 | - | 3,088.58 | 5,399.93 |
| Land - Own | 1,134.94 | 666.97 | - | - | - | - | 1,134.94 | 1,801.91 |
| Unit-I - Tamalwadi Tq, Tuljapur, Dist. Osmanabad, Maharashtra | 788.62 | - | - | - | - | - | 788.62 | 788.62 |
| Unit-II - Bollaram, Dist. Sanga Reddy, Telangana | 66.33 | - | - | - | - | - | 66.33 | 66.33 |
| Survey No.41 & Part 42, Kavuri Hills, Madhapur, Dist. Hyderabad, Telangana. | - | 666.97 | - | - | - | - | - | 666.97 |
| Unit-V Nandi Kandi, Sadashivpet, Sangareddy Dist. Telangana. | 163.30 | - | - | - | - | - | 163.30 | 163.30 |
| Nagai, Dist. Sangli, Maharashtra | 17.00 | - | - | - | - | - | 17.00 | 17.00 |
| Kas, Dist. Satara, Maharashtra | 20.00 | - | - | - | - | - | 20.00 | 20.00 |
| Office - Hotgi Road, Dist. Solapur, Maharashtra | 79.69 | - | - | - | - | - | 79.69 | 79.69 |
| Land - Lease Hold | 1,991.07 | 1,693.61 | - | 37.43 | 49.23 | - | 1,953.64 | 3,598.02 |
| Lease Hold Land - Plot No. E 7 & 8, Chincholi, Dist. Solapur, Maharashtra | 322.09 | 16.03 | - | 37.43 | 3.56 | - | 284.66 | 297.13 |
| Lease Hold Land- Plot No. F-104, Chincholi, Dist. Solapur, Maharashtra | 1,668.98 | 1,677.58 | - | - | 45.67 | - | 1,668.98 | 3,300.89 |
| Factory Buildings | 5,638.16 | 2,486.68 | - | 1,804.00 | 246.88 | - | 3,834.16 | 6,073.96 |
| Unit-I | 1,396.93 | - | - | 645.97 | 40.93 | - | 750.96 | 710.03 |
| Unit-II | 367.72 | - | - | 152.94 | 10.76 | - | 214.78 | 204.02 |
| Unit-III | 3,296.03 | 145.61 | - | 784.96 | 108.32 | - | 2,511.07 | 2,548.36 |
| Unit-IV | - | 2,341.07 | - | - | 68.04 | - | - | 2,273.03 |
| Unit-V | 577.48 | - | - | 220.13 | 18.83 | - | 357.35 | 338.52 |
| Office Buildings | 738.40 | 453.47 | - | 71.75 | 18.82 | - | 666.65 | 1,101.30 |
| Hotgi Road, Solapur, Maharashtra | 573.25 | - | - | 56.69 | 9.05 | - | 516.56 | 507.51 |
| Mumbai Flat | 165.15 | - | - | 15.06 | 2.61 | - | 150.09 | 147.48 |
| Kavuri Hills - Madhapur, Telangana. | - | 453.47 | - | - | 7.16 | - | - | 446.31 |
| Wind Electric Generator | 1,716.04 | 63.00 | 10.50 | 939.82 | 71.09 | 5.42 | 776.22 | 763.05 |
| Nagai, Dist. Sangli, Maharashtra | 865.71 | - | - | 536.46 | 33.65 | - | 329.25 | 295.60 |
| Kas, Dist. Satara, Maharashtra | 850.33 | 63.00 | 10.50 | 403.36 | 37.44 | 5.42 | 446.97 | 467.45 |
| Plant & Machinery | 27,006.44 | 11,625.78 | 10.99 | 12,803.07 | 1,621.36 | 7.18 | 14,203.37 | 24,203.98 |
| Unit-I | 8,913.10 | 30.70 | - | 5,819.29 | 225.43 | - | 3,093.81 | 2,899.08 |
| Unit-II | 518.85 | - | - | 448.34 | 27.40 | - | 70.51 | 43.11 |
| Unit-III | 15,914.57 | 1,984.77 | - | 5,377.00 | 649.29 | - | 10,537.57 | 11,873.05 |

NOTES FORMING PART OF STANDALONE FINANCIAL STATEMENTS

FOR THE YEAR ENDED MARCH 31, 2022 (Contd.)

(₹ In Lakhs)

| Assets | GROSS BLOCK | | | DEPRECIATION | | | NET BLOCK | |
|--|---------------------|------------------|--------------|---------------------|-------------------|-------------------------|---------------------|---------------------|
| | As at 31.03.2021 | Additions | Deletion | As at 31.03.2021 | For the Period | Adjustments Deletion | As at 31.03.2021 | As at 31.03.2022 |
| Unit-IV | - | 9,607.37 | - | - | 595.36 | - | - | 9,012.01 |
| Unit-V | 1,659.92 | 2.94 | 10.99 | 1,158.44 | 123.88 | 7.18 | 501.48 | 376.73 |
| Plant & Machinery R & D | 5,599.59 | - | - | 1,962.62 | 214.76 | - | 3,636.97 | 3,422.21 |
| Unit-I | 1,590.48 | - | - | 986.15 | 55.13 | - | 604.33 | 549.20 |
| Unit-II | 73.42 | - | - | 59.28 | 3.88 | - | 14.14 | 10.26 |
| Unit-III | 3,935.69 | - | - | 917.19 | 155.75 | - | 3,018.50 | 2,862.75 |
| Furniture & Fixtures | 275.16 | 147.05 | - | 194.64 | 31.24 | - | 80.52 | 196.33 |
| Unit-I | 228.37 | 99.97 | - | 164.74 | 24.47 | - | 63.63 | 139.13 |
| Unit-II | 1.29 | 33.65 | - | 1.16 | 2.21 | - | 0.13 | 31.57 |
| Unit-III | 38.37 | - | - | 23.48 | 1.52 | - | 14.89 | 13.37 |
| Unit-IV | - | 13.43 | - | - | 1.17 | - | - | 12.26 |
| Unit-V | 7.13 | - | - | 5.26 | 1.87 | - | 1.87 | - |
| Office Equipment | 158.12 | 22.38 | - | 130.14 | 10.97 | - | 27.98 | 39.39 |
| Unit-I | 89.55 | 10.92 | - | 80.05 | 3.73 | - | 9.50 | 16.69 |
| Unit-II | 29.14 | 5.78 | - | 19.30 | 2.21 | - | 9.84 | 13.41 |
| Unit-III | 24.52 | 0.65 | - | 19.02 | 0.44 | - | 5.50 | 5.71 |
| Unit-IV | - | 5.03 | - | - | 1.46 | - | - | 3.57 |
| Unit-V | 14.91 | - | - | 11.77 | 3.13 | - | 3.14 | 0.01 |
| Vehicles | 544.34 | 166.08 | 65.35 | 357.98 | 56.37 | 46.91 | 186.36 | 277.63 |
| Unit-I | 160.02 | 133.61 | - | 127.93 | 22.85 | - | 32.09 | 142.85 |
| Unit-II | 146.79 | 26.21 | - | 69.15 | 20.92 | - | 77.64 | 82.93 |
| Unit-III | 237.53 | 0.57 | 65.35 | 160.90 | 11.98 | 46.91 | 76.63 | 46.78 |
| Unit-IV | - | 5.69 | - | - | 0.62 | - | - | 5.07 |
| Others | 1,685.50 | 688.01 | - | 429.36 | 95.83 | - | 1,256.14 | 1,848.32 |
| Unit-I | 823.24 | - | - | 238.75 | 33.03 | - | 584.49 | 551.46 |
| Unit-II | 14.84 | - | - | 2.96 | 0.60 | - | 11.88 | 11.28 |
| Unit-III | 847.42 | 192.84 | - | 187.65 | 44.70 | - | 659.77 | 807.91 |
| Unit-IV | - | 495.17 | - | - | 17.50 | - | - | 477.67 |
| Total : A | 46,487.76 | 18,013.03 | 86.84 | 18,730.81 | 2,416.55 | 59.51 | 27,756.95 | 43,326.10 |
| Hotel Division - Hotgi Road | | | | | | | | |
| Land | 196.76 | - | - | - | - | - | 196.76 | 196.76 |
| Buildings | 5,696.83 | - | - | 1,011.98 | 86.67 | - | 4,684.85 | 4,598.18 |
| Plant & Machinery | 2,500.47 | - | - | 1,230.86 | 171.47 | - | 1,269.61 | 1,098.14 |
| Furniture & Fixtures | 2,060.85 | - | - | 1,622.04 | 220.35 | - | 438.81 | 218.46 |
| Office Equipment | 32.32 | - | - | 32.32 | - | - | - | - |
| Vehicle | 31.16 | - | - | 11.22 | 3.70 | - | 19.94 | 16.24 |
| Others | 242.28 | - | - | 175.32 | 18.11 | - | 66.96 | 48.85 |
| Total : B | 10,760.67 | - | - | 4,083.74 | 500.30 | - | 6,676.93 | 6,176.63 |
| Total : A + B | 57,248.43 | 18,013.03 | 86.84 | 22,814.55 | 2,916.85 | 59.51 | 34,433.88 | 49,502.73 |



NOTES FORMING PART OF STANDALONE FINANCIAL STATEMENTS FOR THE YEAR ENDED MARCH 31, 2022 (Contd.)

Note 3 : Capital work in progress

(₹ In Lakhs)

| Particulars | As at March 31, 2022 | As at March 31, 2021 |
|--|-------------------------|-------------------------|
| Amines Division | | |
| Expansion Project - at the beginning of the year | 17,327.57 | 4,626.67 |
| Expenditure incurred during the year | 14,006.86 | 12,700.90 |
| At the end of the year | 31,334.43 | 17,327.57 |
| Less: Commissioned during the year | 17,240.85 | 0.00 |
| Total | 14,093.58 | 17,327.57 |

Note 4 : Investments

(₹ In Lakhs)

| Particulars | As at March 31, 2022 | As at March 31, 2021 |
|--|-------------------------|-------------------------|
| In subsidiary (Unquoted) | | |
| Balaji Speciality Chemicals Limited | | |
| 2,20,00,000 Equity Shares of ₹10/- each, at premium of ₹20/- aggregating to ₹30/- per share as on 31.03.2021 | | 6,600.00 |
| 11,00,00,000 Equity Shares of ₹2/- each, at premium of ₹4/- aggregating to ₹6/- per share as on 31.03.2022 | 6,600.00 | |
| Total | 6,600.00 | 6,600.00 |
| Total non-current investments | 6,600.00 | 6,600.00 |

Note 5 : Loans

(₹ In Lakhs)

| Particulars | As at March 31, 2022 | As at March 31, 2021 |
|---|-------------------------|-------------------------|
| (Unsecured, considered good) | | |
| (a) Loans Receivables considered good - Secured; | - | - |
| (b) Loans Receivables considered good - Unsecured; | | |
| Loan to Subsidiary - Balaji Speciality Chemicals Limited | 6,600.00 | 7,734.77 |
| (c) Loans Receivables which have significant increase in Credit Risk; and | - | - |
| (d) Loans Receivables - credit impaired. | - | - |
| Total | 6,600.00 | 7,734.77 |

Note 6 : Others

(₹ In Lakhs)

| Particulars | As at March 31, 2022 | As at March 31, 2021 |
|---|-------------------------|-------------------------|
| A) Amines division | | |
| (i) Security Deposits | | |
| Deposit with Government Departments | 306.34 | 304.72 |
| Others-Security Deposits | 57.53 | 34.14 |
| (ii) Bank deposits with more than 12 months maturity | | |
| Balance with Scheduled Banks | | |
| In Margin money deposits (towards guarantees issued by banks.) | 4.83 | 27.37 |
| (iii) others(to be specified) | | |
| Corporate guarantee - Subsidiary | 10,621.78 | 12,974.57 |
| The company has extended corporate guarantee to institutional lenders to an extent of ₹250.00 Crores to secure the borrowings of its subsidiary. The company has accounted for this financial obligation as a Financial Liability and corresponding amount is shown as a non-current asset and as due from the subsidiary in accordance with Ind AS 109. The quantification is based on the balance due to the lenders by the subsidiary as on the last day of the financial year. The said borrowings of the subsidiary are also secured by personal guarantees of the Directors Sri A. Prathap Reddy, Sri N Rajeshwar Reddy, Sri D Ram Reddy, Sri G Hemanth Reddy and Sri. A Srinivas Reddy | | |
| Total (A) | 10,990.48 | 13,340.80 |

NOTES FORMING PART OF STANDALONE FINANCIAL STATEMENTS

FOR THE YEAR ENDED MARCH 31, 2022 (Contd.)

Note 6 : Others (Contd.)

(₹ In Lakhs)

| Particulars | As at March 31, 2022 | As at March 31, 2021 |
|---|-------------------------|-------------------------|
| B) Hotel division | | |
| (i) Security Deposits | | |
| Deposit with Government Departments | 38.57 | 38.47 |
| Others-Security Deposits | 1.73 | 0.93 |
| (ii) Bank deposits with more than 12 months maturity | - | - |
| (iii) others(to be specified) | - | - |
| Total (B) | 40.30 | 39.40 |
| Total (A+B) | 11,030.78 | 13,380.20 |

Note 7: Other non-current assets

(₹ In Lakhs)

| Particulars | As at March 31, 2022 | As at March 31, 2021 |
|--------------------------------|-------------------------|-------------------------|
| A) Amines division | | |
| Advances towards Capital Goods | 460.04 | 1,081.51 |
| Total | 460.04 | 1,081.51 |

Note 8 : Inventories

(₹ In Lakhs)

| Particulars | As at March 31, 2022 | As at March 31, 2021 |
|--|-------------------------|-------------------------|
| A) Amines division | | |
| [As verified, valued and certified by the Management] | | |
| Raw Material | 6,061.27 | 4,072.67 |
| Work-in-Process | 2,271.79 | 245.50 |
| Finished Goods | 6,113.60 | 2,868.77 |
| Goods-in-transit / at Bonded Warehouse | 3,885.54 | 1,015.28 |
| Stores, Spares | 653.34 | 601.63 |
| Packing Materials | 262.95 | 242.32 |
| Fuel & Others etc. | 937.62 | 472.17 |
| Total (A) | 20,186.11 | 9,518.34 |
| B) Hotel division | | |
| Housekeeping, Kitchen, Stewarding | 54.21 | 50.10 |
| Food & Beverages | 22.80 | 24.13 |
| Total (B) | 77.01 | 74.23 |
| Total (A+B) | 20,263.12 | 9,592.57 |

Note 9 : Investments

(₹ In Lakhs)

| Particulars | As at March 31, 2022 | As at March 31, 2021 |
|-----------------------------|-------------------------|-------------------------|
| Others | | |
| National Saving Certificate | 0.10 | 0.10 |
| Total | 0.10 | 0.10 |



NOTES FORMING PART OF STANDALONE FINANCIAL STATEMENTS FOR THE YEAR ENDED MARCH 31, 2022 (Contd.)

Note 10 : Trade Receivables

(₹ In Lakhs)

| Particulars | As at March 31, 2022 | As at March 31, 2021 |
|---|-------------------------|-------------------------|
| (a) Trade Receivables considered good - Secured; | - | - |
| (b) Trade Receivables considered good - Unsecured and considered good; | | |
| A) Amines division | | |
| Related Parties | 4,782.11 | 986.31 |
| Others | 38,790.22 | 26,224.88 |
| B) Hotel division | | |
| Related Parties | | |
| Others | 40.87 | 23.73 |
| (c) Trade Receivables which have significant increase in Credit Risk; and | - | - |
| (d) Trade Receivables - credit impaired. | - | - |
| Total | 43,613.20 | 27,234.92 |

Note 11 : Cash and cash equivalents

(₹ In Lakhs)

| Particulars | As at March 31, 2022 | As at March 31, 2021 |
|---|-------------------------|-------------------------|
| A) Amines division | | |
| Cash in hand | 0.11 | 0.13 |
| Balance with Scheduled Banks | | |
| In current accounts | 0.34 | 161.93 |
| Balance to the Credit of the company in Cash Credit Accounts | 2,918.01 | 1,342.82 |
| Total (A) | 2,918.46 | 1,504.88 |
| B) Hotel division | | |
| Cash in hand | 1.79 | 0.34 |
| Balance with Scheduled Banks | | |
| Balance to the Credit of the company in Cash Credit Accounts | 51.17 | 31.49 |
| Total (B) | 52.96 | 31.83 |
| Total (A+B) | 2,971.42 | 1,536.71 |

Note 12 : Bank balance

(₹ In Lakhs)

| Particulars | As at March 31, 2022 | As at March 31, 2021 |
|-------------------------------------|-------------------------|-------------------------|
| A) Amines division | | |
| Balance with Scheduled Banks | | |
| Term Deposit | 500.00 | - |
| In Margin money deposits | 1,341.05 | 228.86 |
| Total (A+B) | 1,841.05 | 228.86 |

NOTES FORMING PART OF STANDALONE FINANCIAL STATEMENTS FOR THE YEAR ENDED MARCH 31, 2022 (Contd.)

Note 13 : Other current Assets

(₹ In Lakhs)

| Particulars | As at March 31, 2022 | As at March 31, 2021 |
|---|-------------------------|-------------------------|
| A) Amines division | | |
| Balance with Revenue Authorities | 181.18 | 83.37 |
| Advances to Suppliers | 1,116.63 | 1,674.20 |
| Employees' advances | 6.99 | 15.53 |
| Income Tax Refund Receivable | 228.57 | 228.57 |
| Tax Paid against disputed demand (A.Y. 2013-14) | 19.98 | 19.98 |
| Tax Paid against disputed demand (A.Y. 2014-15) | 231.08 | 231.08 |
| Tax Paid against disputed demand (A.Y. 2016-17) | 9.25 | 9.25 |
| Tax Paid against disputed demand (A.Y. 2017-18) | 29.31 | 29.31 |
| Tax Paid against disputed demand (A.Y. 2019-20) | 1.96 | 1.96 |
| Others - Unsecured, considered good | 216.11 | 340.49 |
| Total (A) | 2,041.06 | 2,633.74 |
| B) Hotel division | | |
| Balance with Revenue Authorities | 4.93 | 1.63 |
| Advances to Suppliers | 6.67 | - |
| Employees' advances | 0.40 | 0.76 |
| Others - Unsecured, considered good | 40.16 | 16.14 |
| Total (B) | 52.16 | 18.53 |
| Total (A+B) | 2,093.22 | 2,652.27 |

Note 14 : Equity share capital (Additionally refer Note on Statement of Changes in Equity part A)

(₹ In Lakhs)

| Particulars | As at March 31, 2022 | As at March 31, 2021 |
|--|-------------------------|-------------------------|
| a. Authorised | | |
| At the beginning of the year | 4,550.00 | 4,550.00 |
| 22,75,00,000 Equity Shares of ₹ 2/- each. | | |
| At the end of the year | 4,550.00 | 4,550.00 |
| b. Movements in paid up capital | | |
| At the beginning of the year | 648.02 | 648.02 |
| Changes during the year | - | - |
| At the end of the year | 648.02 | 648.02 |
| c. Par value of shares | 2/- | 2/- |
| d. Number of shares outstanding at beginning of the year | 324.01 | 324.01 |
| Changes during the year | - | - |
| Number of shares outstanding at end of the year | 324.01 | 324.01 |
| e. Restriction on disbursement of Dividend | | |
| Out of the three banks from whom the company has availed working capital facilities, one bank viz. HDFC Bank has stipulated a condition, as part of the general terms and conditions of sanction, that prior permission is required before disbursement of dividend. | | |
| f. During the five years immediately preceding the current financial year, the company has not issued any shares without payment being received in cash, nor issued any bonus shares. Neither did the company buy back any shares during the said period. | | |
| g. The company has only one class of shares i.e. Equity Shares. | | |
| h. Terms and rights attached to equity shares | | |
| The company has only one class of equity shares having par value of INR 2 per share. The Company declares and pays dividends in Indian Rupees. In the event of liquidation of the company, the holders of equity shares will be entitled to receive remaining assets of the company, after distribution of all preferential amounts. The distribution will be in proportion to the number of equity shares held by the shareholders. | | |



NOTES FORMING PART OF STANDALONE FINANCIAL STATEMENTS FOR THE YEAR ENDED MARCH 31, 2022 (Contd.)

i. Details of Promoters shareholders holding of the company

| Sr. No. | Shareholder's Name | No. of shares | | Percentage | |
|---------|------------------------------|---------------|---------------|--------------|---------------|
| | | Current Year | Previous Year | Current Year | Previous Year |
| 1 | A. Prathap Reddy | 49,69,229 | 49,69,229 | 15.34 | 15.34 |
| 2 | APR Holdings Investments LLP | 47,74,720 | 47,74,720 | 14.74 | 14.74 |
| 3 | A. Shakuntala Devi | 19,63,049 | 19,63,049 | 6.06 | 6.06 |
| 4 | A. Srinivas Reddy | 16,93,647 | 16,93,647 | 5.23 | 5.23 |
| 5 | G. Hemanth Reddy | 7,18,803 | 7,18,803 | 2.22 | 2.22 |
| 6 | N. Rajeshwar Reddy | 5,94,895 | 5,94,895 | 1.84 | 1.84 |
| 7 | G. Madhumathi | 5,74,150 | 5,74,150 | 1.77 | 1.77 |
| 8 | D. Ram Reddy | 4,74,655 | 4,74,655 | 1.46 | 1.46 |
| 9 | N. Sarita | 3,98,000 | 3,98,000 | 1.23 | 1.23 |
| 10 | A. Annapurna Devi | 3,14,850 | 3,14,850 | 0.97 | 0.97 |
| 11 | N. Deepti | 3,04,500 | 3,04,500 | 0.94 | 0.94 |
| 12 | D. Vandana | 2,30,269 | 2,30,269 | 0.71 | 0.71 |
| 13 | A. Meena Devi | 1,44,110 | 1,44,110 | 0.44 | 0.44 |
| 14 | N. Eeshan Reddy | 1,17,402 | 1,17,402 | 0.36 | 0.36 |
| 15 | G. Tanmai Reddy | 1,06,253 | 1,06,253 | 0.33 | 0.33 |
| 16 | Laasya Gaddam | 10,010 | 10,010 | 0.03 | 0.03 |
| 17 | Komali Gaddam | 10,000 | 10,000 | 0.03 | 0.03 |

Note 15: Other Equity - Reserves and Surplus (Additionally refer Note on Statement of Changes in Equity part B)

| Particulars | (₹ In Lakhs) | |
|---|-------------------------|-------------------------|
| | As at March 31, 2022 | As at March 31, 2021 |
| a) Capital Reserves | 6.20 | 6.20 |
| b) Share Premium Account | 569.61 | 569.61 |
| c) State Subsidy | 297.90 | 297.90 |
| Total A | 873.71 | 873.71 |
| d) General Reserve | | |
| At the beginning of the year | 9,733.32 | 7,416.21 |
| Add : Transfer from statement of Profit and Loss | 3,078.70 | 2,317.11 |
| Total B | 12,812.02 | 9,733.32 |
| e) Balance in Statement of Profit and Loss brought forward from previous year | 78,485.68 | 57,826.10 |
| Add : Profit for the year | 30,794.10 | 23,171.10 |
| Less : (i) Transfer to General Reserve | 3,078.70 | 2,317.11 |
| (ii) Final Dividend 2019-20 | - | 194.41 |
| (iii) Dividend FY 2020-21 | 1,296.04 | - |
| Balance in Statement of Profit and Loss at the end of year Total C | 1,04,905.04 | 78,485.68 |
| Total other equity (A + B + C) | 1,18,590.77 | 89,092.71 |

Note 16: Trade payables

| Particulars | (₹ In Lakhs) | |
|--|-------------------------|-------------------------|
| | As at March 31, 2022 | As at March 31, 2021 |
| (A) total outstanding dues of micro enterprises and small enterprises; and | - | - |
| (B) total outstanding dues of creditors other than micro enterprises and small enterprises. | | |
| Amines Division-Creditors for Capital Goods | 1,426.42 | 1,139.02 |
| Rental Deposit | 92.95 | 89.24 |
| Total | 1,519.37 | 1,228.26 |

NOTES FORMING PART OF STANDALONE FINANCIAL STATEMENTS FOR THE YEAR ENDED MARCH 31, 2022 (Contd.)

Note 17: Other financial liabilities

(₹ In Lakhs)

| Particulars | As at March 31, 2022 | As at March 31, 2021 |
|--|-------------------------|-------------------------|
| A) Amines Division | | |
| Deposits from Customers | 40.60 | 48.60 |
| Advance from Customers | | 211.94 |
| Corporate guarantee - Subsidiary | 10,621.78 | 12,974.57 |
| [Refer: Disclosure below Note 6 Non Current Assets - Others] | | |
| Total (A) | 10,662.38 | 13,235.11 |
| B) Hotel Division | | |
| Advance from Customers | - | 26.78 |
| Total (B) | 0.00 | 26.78 |
| Total (A+B) | 10,662.38 | 13,261.89 |

NOTE 18: Deferred Tax Liabilities / Assets

(₹ In Lakhs)

| Particulars | As at March 31, 2022 | As at March 31, 2021 |
|---|-------------------------|-------------------------|
| Beginning of the year relating to the fixed assets | 4,866.74 | 4,999.26 |
| | - | - |
| Total | 4,866.74 | 4,999.26 |
| Add / (Less): Timing difference arising during the year on account of depreciation | 395.75 | -132.52 |
| Deferred Tax Liability (Net) | 5,262.49 | 4,866.74 |
| Deferred tax liabilities provided for relate to Property Plant & Equipment and other tangible assets. The company does not have any asset accounted at fair value or any other asset that requires adjustments. | | |

Note 19: Other non-current liabilities

(₹ In Lakhs)

| Particulars | As at March 31, 2022 | As at March 31, 2021 |
|----------------------------------|-------------------------|-------------------------|
| Deferred Revenue Export Benefits | 97.87 | 96.85 |
| Total | 97.87 | 96.85 |

Note 20: Borrowings

(₹ In Lakhs)

| Particulars | As at March 31, 2022 | As at March 31, 2021 |
|--|-------------------------|-------------------------|
| a. Secured | | |
| Towards working capital - Repayable on demand | | |
| (i) State Bank of India * | - | - |
| (ii) HDFC Bank * | - | - |
| (iii) Bank of Baroda * | - | - |
| * Includes sub limit of demand Loan | | |
| Total | 0.00 | 0.00 |

The particulars relating to these borrowings are given in Note 1-VI-(20).



NOTES FORMING PART OF STANDALONE FINANCIAL STATEMENTS FOR THE YEAR ENDED MARCH 31, 2022 (Contd.)

Note 21: Trade payables

(₹ In Lakhs)

| Particulars | As at March 31, 2022 | As at March 31, 2021 |
|---|-------------------------|-------------------------|
| (A) total outstanding dues of micro enterprises and small enterprises; and | 1,200.74 | 616.16 |
| (B) total outstanding dues of creditors other than micro enterprises and small enterprises. | | |
| a) Amines Division | | |
| Creditors for raw materials & others | 15,036.26 | 6,702.94 |
| b) Hotel Division | | |
| Creditors for supplies | 53.46 | 33.33 |
| Total | 16,290.46 | 7,352.43 |

Note 22: Other financial liabilities

(₹ In Lakhs)

| Particulars | As at March 31, 2022 | As at March 31, 2021 |
|------------------------|-------------------------|-------------------------|
| Advance from Customers | | |
| Amines Division | 215.84 | 237.73 |
| Hotel Division | 29.49 | - |
| Total (A+B) | 245.33 | 237.73 |

Note 23: Other Current liabilities

(₹ In Lakhs)

| Particulars | As at March 31, 2022 | As at March 31, 2021 |
|------------------------------------|-------------------------|-------------------------|
| Statutory Dues | | |
| A) Amines division | | |
| Goods & Service Tax | 138.63 | 334.37 |
| Tax Collected & Deducted at Source | 22.90 | 14.92 |
| Total (A) | 161.53 | 349.29 |
| B) Hotel Division | | |
| Goods & Service Tax | 18.32 | 9.44 |
| Value Added Tax | 2.45 | 0.68 |
| Tax Collected & Deducted at Source | 2.32 | 0.54 |
| Total (B) | 23.09 | 10.66 |
| Total (A+B) | 184.62 | 359.95 |

Note 24: Provisions

(₹ In Lakhs)

| Particulars | As at March 31, 2022 | As at March 31, 2021 |
|---------------------------|-------------------------|-------------------------|
| A) Amines division | | |
| Salaries | 186.83 | 169.57 |
| Provident Fund | 36.42 | 32.79 |
| Employees State Insurance | 2.82 | 2.19 |
| Remuneration to Directors | 4,466.92 | 3,218.66 |
| Electricity Charges | 273.30 | 251.09 |
| Others - expenses | 155.91 | 127.51 |
| Total (A) | 5,122.20 | 3,801.81 |

NOTES FORMING PART OF STANDALONE FINANCIAL STATEMENTS FOR THE YEAR ENDED MARCH 31, 2022 (Contd.)

Note 24: Provisions (Contd.)

(₹ In Lakhs)

| Particulars | As at March 31, 2022 | As at March 31, 2021 |
|---------------------------|-------------------------|-------------------------|
| B) Hotel Division | | |
| Salaries | 17.73 | 14.60 |
| Provident Fund | 3.86 | 2.82 |
| Employees State Insurance | 0.59 | 0.36 |
| Electricity Charges | 22.96 | 3.36 |
| Other expenses | 81.79 | 76.66 |
| Total (B) | 126.93 | 97.80 |
| Total (A+B) | 5,249.13 | 3,899.61 |

Note 25: Current Tax Liabilities

(₹ In Lakhs)

| Particulars | As at March 31, 2022 | As at March 31, 2021 |
|---------------------------|-------------------------|-------------------------|
| Provision for Current Tax | 11,127.00 | 8,135.00 |
| Total | 11,127.00 | 8,135.00 |

Note 26 : Revenue From Operations

(₹ In Lakhs)

| Particulars | For the Period ended March 31, 2022 | For the Period ended March 31, 2021 |
|---|---|---|
| A) Amines division | | |
| Sale of Aliphatic Amines, Speciality Chemicals, Derivatives of Amines and CFL Lamps.(including Export Benefits) | 1,90,199.89 | 1,22,066.32 |
| Total (A) | 1,90,199.89 | 1,22,066.32 |
| B) Hotel division | | |
| Rooms, restaurants, banquets and other services | 1,605.30 | 711.63 |
| Total (B) | 1,605.30 | 711.63 |
| Total Revenue from operations (Net)(A+B) | 1,91,805.19 | 1,22,777.95 |

Note 27 : Other Income

(₹ In Lakhs)

| Particulars | For the Period ended March 31, 2022 | For the Period ended March 31, 2021 |
|---------------------------------------|---|---|
| A) Amines division | | |
| Income from Wind Electric Generator | 169.07 | 106.72 |
| Interest on Margin Money Deposit | 27.80 | 37.17 |
| Interest on Security Deposit | 13.51 | 9.49 |
| Interest on loan to Subsidiary | 543.19 | 604.38 |
| Profit on Sale of Fixed Assets | 10.73 | 19.34 |
| Profit on Redemption of Mutual Fund | 3.36 | 77.41 |
| Rent Receipt | 166.57 | 76.13 |
| Sales Tax Refund and interest thereon | 5.43 | - |
| State Subsidy Received | 191.94 | 142.86 |
| Miscellaneous Income | 7.58 | 1.77 |
| Total (A) | 1,139.18 | 1,075.27 |



NOTES FORMING PART OF STANDALONE FINANCIAL STATEMENTS

FOR THE YEAR ENDED MARCH 31, 2022 (Contd.)

Note 27 : Other Income (Contd.)

(₹ In Lakhs)

| Particulars | For the Period ended March 31, 2022 | For the Period ended March 31, 2021 |
|------------------------------|-------------------------------------|-------------------------------------|
| B) Hotel division | | |
| Rent from Lobby Shops | 5.64 | 2.19 |
| State Subsidy Received | 66.68 | 123.83 |
| Interest on Security Deposit | 1.60 | 1.75 |
| Miscellaneous Income | 0.47 | - |
| Total (B) | 74.39 | 127.77 |
| Total (A + B) | 1,213.57 | 1,203.04 |

Note 28 : Cost of material consumed

(₹ In Lakhs)

| Particulars | For the Period ended March 31, 2022 | For the Period ended March 31, 2021 |
|----------------------------------|-------------------------------------|-------------------------------------|
| A) Amines division | | |
| Opening Stock | 4,072.67 | 1,738.90 |
| Add: Purchases | | |
| Raw Material - Domestic | 64,790.97 | 37,881.92 |
| Raw Material - Imports CIF Value | 49,608.86 | 25,623.74 |
| Sub- Total | 1,18,472.50 | 65,244.56 |
| Less : Closing Stock | 6,061.27 | 4,072.67 |
| Total (A) | 1,12,411.23 | 61,171.89 |
| B) Hotel division | | |
| Food & Beverages | | |
| Opening Stock | 74.23 | 78.73 |
| Add: Purchases | 169.17 | 58.64 |
| Sub- Total | 243.40 | 137.37 |
| Less : Closing Stock | 77.01 | 74.23 |
| Total (B) | 166.39 | 63.14 |
| Net Total (A + B) | 1,12,577.62 | 61,235.03 |

Note 29 : Changes in Inventories of Finished Goods & Work in Process

(₹ In Lakhs)

| Particulars | For the Period ended March 31, 2022 | For the Period ended March 31, 2021 |
|---|-------------------------------------|-------------------------------------|
| (a) Opening Stock | | |
| Finished Goods | 2,868.77 | 2,238.84 |
| Work-in -process | 245.50 | 1,909.66 |
| Sub- Total (a) | 3,114.27 | 4,148.50 |
| (b) Closing Stock | | |
| Finished Goods | 6,113.60 | 2,868.77 |
| Work-in -process | 2,271.79 | 245.50 |
| Sub- Total (b) | 8,385.39 | 3,114.27 |
| Difference of (a) and (b) Increase (-) / Decrease(+) | -5,271.12 | 1,034.23 |

NOTES FORMING PART OF STANDALONE FINANCIAL STATEMENTS

FOR THE YEAR ENDED MARCH 31, 2022 (Contd.)

Note 30 : Employee benefits

(₹ In Lakhs)

| Particulars | For the Period ended March 31, 2022 | For the Period ended March 31, 2021 |
|---|---|---|
| A) Amines division | | |
| Salaries, Wages and other allowances | 2,944.68 | 2,495.31 |
| Remuneration to Directors | 4,680.06 | 3,425.98 |
| Bonus | 116.84 | 109.08 |
| Lockdown Incentive Reward | - | 62.49 |
| Premium towards Gratuity Scheme of LIC | 508.38 | 49.61 |
| Contribution to Provident Fund | 198.09 | 168.80 |
| Contribution to Employees State Insurance | 24.76 | 19.68 |
| Contribution to Labour Welfare Fund | 0.62 | 0.59 |
| Staff Welfare Expenses | 124.35 | 58.23 |
| Group Insurance Premium | 34.15 | 28.61 |
| Total (A) | 8,631.93 | 6,418.38 |
| B) Hotel division | | |
| Salaries, Wages and other allowances | 209.19 | 117.72 |
| Bonus | 7.61 | 13.61 |
| Contribution to Provident Fund | 16.16 | 9.67 |
| Contribution to Employees State Insurance | 3.95 | 2.36 |
| Contribution to Labour Welfare Fund | 0.06 | 0.05 |
| Staff Welfare Expenses | 2.45 | 1.94 |
| Group Insurance Premium | 0.92 | 1.02 |
| Premium towards Gratuity Scheme of LIC | 0.58 | 2.83 |
| Total (B) | 240.92 | 149.20 |
| Total (A+B) | 8,872.85 | 6,567.58 |

Note 31 : Finance Cost

(₹ In Lakhs)

| Particulars | For the Period ended March 31, 2022 | For the Period ended March 31, 2021 |
|--|---|---|
| A) Amines division | | |
| Interest on Working Capital Borrowings | 254.17 | 340.10 |
| Interest on Income Tax | 131.02 | - |
| Processing Charges | 71.24 | 74.28 |
| Bank Charges | 238.00 | 114.15 |
| Total (A) | 694.43 | 528.53 |
| B) Hotel division | | |
| Credit Card Commission | 8.59 | 3.89 |
| Bank Charges | 1.07 | 1.05 |
| Total (B) | 9.66 | 4.94 |
| Total (A+B) | 704.09 | 533.47 |



NOTES FORMING PART OF STANDALONE FINANCIAL STATEMENTS

FOR THE YEAR ENDED MARCH 31, 2022 (Contd.)

Note 32: Other Expenses

(₹ In Lakhs)

| Particulars | For the Period ended March 31, 2022 | For the Period ended March 31, 2021 |
|--|---|---|
| A) Amines division | | |
| a) Manufacturing Expenses | | |
| i) Power and Fuel | 15,958.03 | 10,704.49 |
| ii) Stores, Spares Consumed | 1,519.40 | 931.67 |
| iii) Repairs & Maintenance - Plant & Machinery | 954.72 | 593.18 |
| iv) Repairs & Maintenance - Building & Other | 137.68 | 38.01 |
| b) Selling & Distribution Expenses | | |
| i) Advertisement, Publicity & Sales Promotion | 536.85 | 441.57 |
| ii) Discount on Sales | 92.37 | 54.11 |
| iii) Outward Freight | 5,370.67 | 3,481.58 |
| iv) Packing & Forwarding | 4,090.77 | 3,093.05 |
| v) Other Selling & Distribution | 424.98 | 359.02 |
| c) Administrative & General Expenses | | |
| i) Rent | 5.09 | 11.90 |
| ii) Rates & Taxes | 165.06 | 45.39 |
| iii) Repairs & Maintenance - Office Equipments | 10.58 | 6.17 |
| iv) Repairs & Maintenance - Furniture | 3.28 | 2.25 |
| vi) Auditors Remuneration - As Auditors | 30.00 | 20.00 |
| vii) Premium in respect of "Employer-Employees Policy" | 457.85 | 134.70 |
| vii) Other Expenses | 714.97 | 747.97 |
| d) Insurance | | |
| i) Plant & Machinery & Building | 86.70 | 70.11 |
| ii) Wind Electric Generator | 5.28 | 4.87 |
| iii) Raw Material & Finished Goods | 64.05 | 39.33 |
| iv) Cash In Transit | 0.07 | 0.07 |
| v) Loss of Profit | 44.48 | 39.14 |
| vi) Motor Vehicle | 8.38 | 8.13 |
| vii) Public Liability Act | 9.68 | 5.66 |
| e) Foreign Exchange Fluctuations Loss / (Gain) | (943.15) | (463.00) |
| f) Research & Development Expenses | 56.04 | 94.42 |
| g) Expenditure on Corporate Social Responsibility | | |
| i) Promoting Education | 56.32 | 67.62 |
| ii) Arrangement of Drinking Water | 1.07 | 28.91 |
| iii) Promotion of Road Safety | - | 0.19 |
| iv) Health Care | 227.55 | 187.84 |
| vii) Rural Development Projects | 15.16 | 66.08 |
| viii) Remuneration to Staff | 9.75 | 8.82 |
| ix) Administrative Expenses | 1.03 | 0.53 |
| x) Roads in Tamalwadi | 0.00 | 11.76 |
| x) ME-Electrical Cremation Furnace | 105.13 | 0.00 |
| xi) Promoting Sports | 8.81 | 2.31 |
| xii) Armed Forces | 0.20 | - |
| Total (A) | 30,228.85 | 20,837.85 |

Note 32: Other Expenses (Contd.)

(₹ In Lakhs)

| Particulars | For the Period ended March 31, 2022 | For the Period ended March 31, 2021 |
|---|---|---|
| B) Hotel division | | |
| i) Power and Fuel | 288.59 | 186.51 |
| ii) Repairs & Maintenance - Plant & Machinery | 15.26 | 7.48 |
| iii) Repairs & Maintenance - Building | 17.67 | 47.51 |
| iv) Repairs & Maintenance - Kitchen Equipments | 0.83 | 0.06 |
| v) Repairs & Maintenance - Others | 20.67 | 9.39 |
| vi) Repairs & Maintenance - Furniture | 2.01 | 2.27 |
| vii) Repairs & Maintenance - Office Equipment | 1.29 | 0.01 |
| viii) Repairs & Maintenance - Computer | 8.42 | 3.29 |
| ix) Repairs & Maintenance - Electrical Equipments | 5.04 | 5.35 |
| x) Repairs & Maintenance - Sanitary Fitting | 8.81 | 0.00 |
| xi) Repairs & Maintenance - AC Equipments | 4.09 | 0.81 |
| xii) Insurance - Plant & Machinery | 9.00 | 9.91 |
| xii) Insurance | 1.11 | 0.66 |
| xiv) Banquet Expenses | 4.63 | 3.35 |
| xv) Spa Operating Expenses | 36.14 | 19.99 |
| xvi) Laundry expenses | 8.47 | 5.92 |
| xvii) Advertisement, Publicity & Sales Promotion Expenses | 30.52 | 18.17 |
| xviii) Freight & Forwarding | 3.34 | 0.59 |
| xix) Rent, Rates & Taxes | 31.69 | 37.60 |
| xx) Operator's Management & Incentives Fees | 94.54 | 28.35 |
| xxi) Audit Fees - As Auditors | 1.50 | 1.50 |
| xxii) Others | 81.97 | 52.68 |
| Total (B) | 675.59 | 441.40 |
| Total (A+B) | 30,904.44 | 21,279.25 |

Notes 1 to 32 form part of Financial Statements

As per our report of even date
For **Ayyadevara & Co.,**
Chartered Accountants
FRN: 000278S

For and on behalf of Board of Directors

Ayyadevara Srinivas
Proprietor
ICAI Membership No. 028803
Hyderabad, May 11, 2022.
UDIN: 22028803AITSZN9705

A Prathap Reddy
Executive Chairman
DIN 00003967

G Hemanth Reddy
Whole Time Director & CFO
DIN 00003868

Lakhan Dargad
Company Secretary



INDEPENDENT AUDITOR'S REPORT

To the Members of **Balaji Amines Limited**

Report on the Audit of the Consolidated Financial Statements

Opinion

We have audited the accompanying consolidated financial statements of Balaji Amines Limited (hereinafter referred to as the 'Holding Company') and its subsidiary Balaji Speciality Chemicals Limited (Holding Company and its subsidiary together referred to as "the Group"), which comprise the consolidated Balance Sheet as at March 31, 2022, and the consolidated statement of Profit and Loss, the consolidated Statement of Changes in Equity and the Consolidated Cash Flows Statement for the year then ended, and notes to the consolidated financial statements, including a summary of significant accounting policies and other explanatory information (hereinafter referred to as "the consolidated financial statements").

In our opinion and to the best of our information and according to the explanations given to us, the aforesaid consolidated financial statements give the information required by the Companies Act, 2013 in the manner so required and give a true and fair view in conformity with the accounting principles generally accepted in India, of the consolidated state of affairs of the Group, as at March 31, 2022, of consolidated profit,

consolidated changes in equity and its consolidated cash flows for the year then ended.

Basis for Opinion

We conducted our audit in accordance with the Standards on Auditing (SAs) specified under section 143(10) of the Companies Act, 2013. Our responsibilities under those Standards are further described in the Auditor's Responsibilities for the Audit of the Consolidated Financial Statements section of our report. We are independent of the Group, its associates and jointly controlled entities in accordance with the ethical requirements that are relevant to our audit of the consolidated financial statements in India in terms of the Code of Ethics issued by ICAI and the relevant provisions of the Companies Act, 2013, and we have fulfilled our other ethical responsibilities in accordance with these requirements. We believe that the audit evidence we have obtained is sufficient and appropriate to provide a basis for our opinion.

Key Audit Matters

Key audit matters are those matters that, in our professional judgment, were of most significance in our audit of the financial statements of the current period. These matters were addressed in the context of our audit of the consolidated financial statements as a whole, and in forming our opinion thereon, and we do not provide a separate opinion on these matters.

| Sl. No. | Key Audit Matter | Auditor's Response |
|---------|---|--|
| 1 | <p>Disputed Tax Demands in case of holding company</p> <p>The group is in dispute in respect of Income Tax Assessments relating to five assessment years, in the case of the holding company and for two assessment years (relating to TDS) in the case its subsidiary. The amounts involved in dispute are ₹296.46 Lakhs in the case of the holding company and ₹56.44 Lakhs in the case of its subsidiary, aggregating to ₹352.90 Lakhs. The matter is in appeal before the first appellate authority, i.e., National Faceless Appeal Centre. The demands pertaining to the holding company has been adjusted to the refunds due to it from other assessment years. The subsidiary has made a payment of 20% of the disputed demand pending disposal of the appeal.</p> <p>This position involves uncertainty about the possible outcome of these disputes and consequent recovery of the part payments so made.</p> | <p>We have obtained and considered an expert opinion on the matters involved in these appeals and also the judicial precedents. We have evaluated the same to assess whether there should be a change in the management's position on the sustainability and recoverability of the amounts paid against the disputed demands</p> |

Information Other than the Consolidated Financial Statements and Auditor's Report Thereon

The Company's Board of Directors is responsible for the preparation of the other information. The other information comprises the information included in the Management Discussion and Analysis, Board's Report including Annexures to Board's Report, Business Responsibility Report, Corporate Governance and Shareholder's Information, but does not include the consolidated financial statements and our auditor's report thereon.

Our opinion on the consolidated financial statements does not cover the other information and we do not express any form of assurance conclusion thereon.

INDEPENDENT AUDITOR'S REPORT (Contd.)

In connection with our audit of the consolidated financial statements, our responsibility is to read the other information and, in doing so, consider whether the other information is materially inconsistent with the consolidated financial statements or our knowledge obtained during the course of our audit or otherwise appears to be materially misstated.

If, based on the work we have performed, we conclude that there is a material misstatement of this other information, we are required to report that fact. We have nothing to report in this regard.

Responsibilities of Management and Those Charged with Governance for the Consolidated Financial Statements

The Holding Company's Board of Directors is responsible for the preparation and presentation of these consolidated financial statements in term of the requirements of the Companies Act, 2013 (the Act) that give a true and fair view of the consolidated financial position, consolidated financial performance and consolidated cash flows of the Group including its associates and jointly controlled entities in accordance with the accounting principles generally accepted in India, including the Accounting Standards specified under section 133 of the Act. The respective Board of Directors of the companies included in the Group and of its associates and jointly controlled entities are responsible for maintenance of adequate accounting records in accordance with the provisions of the Act for safeguarding the assets of the Group and for preventing and detecting frauds and other irregularities; selection and application of appropriate accounting policies; making judgments and estimates that are reasonable and prudent; and the design, implementation and maintenance of adequate internal financial controls, that were operating effectively for ensuring accuracy and completeness of the accounting records, relevant to the preparation and presentation of the financial statements that give a true and fair view and are free from material misstatement, whether due to fraud or error, which have been used for the purpose of preparation of the consolidated financial statements by the Directors of the Holding Company, as aforesaid.

In preparing the consolidated financial statements, the respective Board of Directors of the companies included in the Group and of its associates and jointly controlled entities are responsible for assessing the ability of the Group and of its associates and jointly controlled entities to continue as a going concern, disclosing, as applicable, matters related to going concern and using the going concern basis of accounting unless the Board of Directors either intends to liquidate the Group or to cease operations, or has no realistic alternative but to do so.

The respective Board of Directors of the companies included in the Group and of its associates and jointly controlled entities

are responsible for overseeing the financial reporting process of the Group and of its associates and jointly controlled entities.

Auditor's Responsibilities for the Audit of the Consolidated Financial Statements

Our objectives are to obtain reasonable assurance about whether the consolidated financial statements as a whole are free from material misstatement, whether due to fraud or error, and to issue an auditor's report that includes our opinion. Reasonable assurance is a high level of assurance, but is not a guarantee that an audit conducted in accordance with SAs will always detect a material misstatement when it exists. Misstatements can arise from fraud or error and are considered material if, individually or in the aggregate, they could reasonably be expected to influence the economic decisions of users taken on the basis of these consolidated financial statements.

As part of an audit in accordance with SAs, we exercise professional judgment and maintain professional scepticism throughout the audit. We also:

- a. Identify and assess the risks of material misstatement of the consolidated financial statements, whether due to fraud or error, design and perform audit procedures responsive to those risks, and obtain audit evidence that is sufficient and appropriate to provide a basis for our opinion. The risk of not detecting a material misstatement resulting from fraud is higher than for one resulting from error, as fraud may involve collusion, forgery, intentional omissions, misrepresentations, or the override of internal control.
- b. Obtain an understanding of internal control relevant to the audit in order to design audit procedures that are appropriate in the circumstances. Under section 143(3) (i) of the Companies Act, 2013, we are also responsible for expressing our opinion on whether the company has adequate internal financial controls system in place and the operating effectiveness of such controls.
- c. Evaluate the appropriateness of accounting policies used and the reasonableness of accounting estimates and related disclosures made by management.
- d. Conclude on the appropriateness of management's use of the going concern basis of accounting and, based on the audit evidence obtained, whether a material uncertainty exists related to events or conditions that may cast significant doubt on the ability of the Group and its associates and jointly controlled entities to continue as a going concern. If we conclude that a material uncertainty exists, we are required to draw attention in our auditor's report to the related disclosures in the consolidated financial statements or, if such disclosures are inadequate, to modify our opinion. Our conclusions are based on the audit evidence obtained up to the date of our auditor's



INDEPENDENT AUDITOR'S REPORT (Contd.)

report. However, future events or conditions may cause the Group and its associates and jointly controlled entities to cease to continue as a going concern.

- e. Evaluate the overall presentation, structure and content of the consolidated financial statements, including the disclosures, and whether the consolidated financial statements represent the underlying transactions and events in a manner that achieves fair presentation.
- f. Obtain sufficient appropriate audit evidence regarding the financial information of the entities or business activities within the Group and its associates and jointly controlled entities to express an opinion on the consolidated financial statements. We are responsible for the direction, supervision and performance of the audit of the financial statements of such entities included in the consolidated financial statements of which we are the independent auditors. For the other entities included in the consolidated financial statements, which have been audited by other auditors, such other auditors remain responsible for the direction, supervision and performance of the audits carried out by them. We remain solely responsible for our audit opinion.

We communicate with those charged with governance of the Holding Company and such other entities included in the consolidated financial statements of which we are the independent auditors regarding, among other matters, the planned scope and timing of the audit and significant audit findings, including any significant deficiencies in internal control that we identify during our audit.

We also provide those charged with governance with a statement that we have complied with relevant ethical requirements regarding independence, and to communicate with them all relationships and other matters that may reasonably be thought to bear on our independence, and where applicable, related safeguards.

From the matters communicated with those charged with governance, we determine those matters that were of most significance in the audit of the consolidated financial statements of the current period and are therefore the key audit matters. We describe these matters in our auditor's report unless law or regulation precludes public disclosure about the matter or when, in extremely rare circumstances, we determine that a matter should not be communicated in our report because the adverse consequences of doing so would reasonably be expected to outweigh the public interest benefits of such communication.

Other Matters

We did not audit the financial statements / financial information of Balaji Speciality Chemicals Limited, whose financial statements / financial information reflect total assets of ₹425.77

Crores as at March 31, 2022, total revenues of ₹516.34 Crores and net cash flows amounting to ₹1.44 Crores for the year ended on that date, as considered in the consolidated financial statements. These financial statements / financial information have been audited by other auditors whose reports have been furnished to us by the Management and our opinion on the consolidated financial statements, in so far as it relates to the amounts and disclosures included in respect of these subsidiaries, jointly controlled entities and associates, and our report in terms of sub-section (3) of Section 143 of the Act, in so far as it relates to the aforesaid subsidiaries, jointly controlled entities and associates, is based solely on the reports of the other auditors.

Our opinion on the consolidated financial statements, and our report on Other Legal and Regulatory Requirements below, is not modified in respect of the above matters with respect to our reliance on the work done and the reports of the other auditors and the financial statements / financial information certified by the Management.

Report on Other Legal and Regulatory Requirements

As required by Section 143(3) of the Act, we report, to the extent applicable, that:

- a. We have sought and obtained all the information and explanations which to the best of our knowledge and belief were necessary for the purposes of our audit of the aforesaid consolidated financial statements.
- b. In our opinion, proper books of account as required by law relating to preparation of the aforesaid consolidated financial statements have been kept so far as it appears from our examination of those books and the reports of the other auditors.
- c. The Consolidated Balance Sheet, the Consolidated Statement of Profit and Loss, the Consolidated Statement of Changes in Equity and the Consolidated Cash Flow Statement dealt with by this Report are in agreement with the relevant books of account maintained for the purpose of preparation of the consolidated financial statements.
- d. In our opinion, the aforesaid consolidated financial statements comply with the Accounting Standards specified under Section 133 of the Act read with Rule 7 of the Companies (Accounts) Rules, 2014.
- e. On the basis of the written representations received from the directors of the Holding Company as on 31st March, 2022 taken on record by the Board of Directors of the Holding Company and the reports of the statutory auditors of its subsidiary companies, associate companies and jointly controlled companies incorporated in India, none of the directors of the Group companies, its associate companies and jointly controlled companies incorporated

in India is disqualified as on 31st March, 2022 from being appointed as a director in terms of Section 164(2) of the Act.

- f. With respect to the adequacy of internal financial controls over financial reporting of the Group and the operating effectiveness of such controls, refer to our separate report in Annexure.
- g. With respect to the other matters to be included in the Auditor's Report in accordance with Rule 11 of the Companies (Audit and Auditor's) Rules, 2014, in our opinion and to the best of our information and according to the explanations given to us:
 - (i) The consolidated financial statements disclose the impact of pending litigations on the consolidated

financial position of the Group, its associates and jointly controlled entities – Refer Note 1 – VI – 16 to the consolidated financial statements.

- (ii) The Group, did not have any material foreseeable losses on long-term contracts including derivative contracts.
- (iii) There were no amounts which were required to be transferred to the Investor Education and Protection Fund by the Holding Company, and its subsidiary companies, associate companies and jointly controlled companies incorporated in India.

For **Ayyadevara & Co.,**
Chartered Accountants
Firm's Registration No.000278S

Ayyadevara Srinivas
Proprietor
Membership No.28803
Hyderabad. May 11, 2022
UDIN: 22028803AJWFMA5285



ANNEXURE

TO THE INDEPENDENT AUDITOR'S REPORT

(Referred to in paragraph (f) under 'Report on Other Legal and Regulatory Requirements' section of our report to the Members of Balaji Amines Limited, of even date, on the Consolidated Financial Statements)

Report on the Internal Financial Controls Over Financial Reporting under Clause (i) of Sub-section 3 of Section 143 of the Companies Act, 2013 ("the Act")

We have audited the internal financial controls over financial reporting of BALAJI AMINES LIMITED ("the Company") as of March 31, 2022 in conjunction with our audit of the consolidated financial statements of the Company for the year ended on that date.

Management's Responsibility for Internal Financial Controls

The Board of Directors of the Company is responsible for establishing and maintaining internal financial controls based on the internal control over financial reporting criteria established by the Company considering the essential components of internal control stated in the Guidance Note on Audit of Internal Financial Controls Over Financial Reporting issued by the Institute of Chartered Accountants of India. These responsibilities include the design, implementation and maintenance of adequate internal financial controls that were operating effectively for ensuring the orderly and efficient conduct of its business, including adherence to respective company's policies, the safeguarding of its assets, the prevention and detection of frauds and errors, the accuracy and completeness of the accounting records, and the timely preparation of reliable financial information, as required under the Companies Act, 2013.

Auditor's Responsibility

Our responsibility is to express an opinion on the internal financial controls over financial reporting of the Company based on our audit. We conducted our audit in accordance with the Guidance Note on Audit of Internal Financial Controls Over Financial Reporting (the "Guidance Note") issued by the Institute of Chartered Accountants of India and the Standards on Auditing prescribed under Section 143(10) of the Companies Act, 2013, to the extent applicable to an audit of internal financial controls. Those Standards and the Guidance Note require that we comply with ethical requirements and plan and perform the audit to obtain reasonable assurance about whether adequate internal financial controls over financial reporting was established and maintained and if such controls operated effectively in all material respects.

Our audit involves performing procedures to obtain audit evidence about the adequacy of the internal financial controls system over financial reporting and their operating effectiveness. Our audit of internal financial controls over financial reporting included obtaining an understanding of internal financial controls over financial reporting, assessing the risk that a material weakness exists, and testing and evaluating the design and operating effectiveness of internal control based on the assessed risk. The procedures selected depend on the auditor's judgement, including the assessment of the risks of material misstatement of the financial statements, whether due to fraud or error. We believe that the audit evidence we have obtained, is sufficient and appropriate to provide a basis for

our audit opinion on the internal financial controls system over financial reporting of the Company.

Meaning of Internal Financial Controls Over Financial Reporting

A company's internal financial control over financial reporting is a process designed to provide reasonable assurance regarding the reliability of financial reporting and the preparation of financial statements for external purposes in accordance with generally accepted accounting principles. A company's internal financial control over financial reporting includes those policies and procedures that (1) pertain to the maintenance of records that, in reasonable detail, accurately and fairly reflect the transactions and dispositions of the assets of the company; (2) provide reasonable assurance that transactions are recorded as necessary to permit preparation of financial statements in accordance with generally accepted accounting principles, and that receipts and expenditures of the company are being made only in accordance with authorisations of management and directors of the company; and (3) provide reasonable assurance regarding prevention or timely detection of unauthorised acquisition, use, or disposition of the company's assets that could have a material effect on the financial statements.

Limitations of Internal Financial Controls Over Financial Reporting

Because of the inherent limitations of internal financial controls over financial reporting, including the possibility of collusion or improper management override of controls, material misstatements due to error or fraud may occur and not be detected. Also, projections of any evaluation of the internal financial controls over financial reporting to future periods are subject to the risk that the internal financial control over financial reporting may become inadequate because of changes in conditions, or that the degree of compliance with the policies or procedures may deteriorate.

Opinion

In our opinion, to the best of our information and according to the explanations given to us, the Company has, in all material respects, an adequate internal financial controls system over financial reporting and such internal financial controls over financial reporting were operating effectively as at March 31, 2022, based on the internal control over financial reporting criteria established by the Company considering the essential components of internal control stated in the Guidance Note on Audit of Internal Financial Controls Over Financial Reporting issued by the Institute of Chartered Accountants of India.

For **Ayyadevara & Co.,**
Chartered Accountants
Firm's Registration No.000278S

Ayyadevara Srinivas
Proprietor
Membership No.28803
Hyderabad, May 11, 2022
UDIN: 22028803AJWFMA5285

Consolidated Balance Sheet

As at March, 31, 2022

(₹ in Lakhs)

| Particulars | Note No. | As at March 31, 2022 | As at March 31, 2021 |
|--|----------|-------------------------|-------------------------|
| ASSETS | | | |
| 1. Non - current assets | | | |
| a. Property, plant and equipment | 2 | 68,117.77 | 54,291.67 |
| b. Capital work-in-progress | 3 | 14,093.58 | 17,327.57 |
| c. Investment Property | | | |
| d. Goodwill | | | |
| e. Other Intangible assets | | | |
| f. Intangible assets under development | | | |
| g. Biological Assets other than bearer plants | | | |
| h. Financial Assets | | | |
| (i) Investments | | | |
| (ii) Trade Receivables | | | |
| (iii) Loans | | | |
| (iv) Others | 4 | 599.30 | 591.09 |
| i. Deferred tax assets (net) | | - | - |
| j. Other non-current assets | 5 | 460.04 | 1,114.14 |
| 2. Current assets | | | |
| (a) Inventories | 6 | 22,235.83 | 10,993.80 |
| (b) Financial Assets | | | |
| (i) Investments | 7 | 0.10 | 0.10 |
| (ii) Trade Receivables | 8 | 58,814.57 | 30,565.82 |
| (iii) Cash and cash equivalents | 9 | 3,312.64 | 1,732.23 |
| (iv) Bank balances other than (iii) above | 10 | 1,843.28 | 232.09 |
| (v) Loans | | | |
| (vi) Others | | | |
| (c) Current Tax Assets (Net) | | 13,292.37 | 7,521.45 |
| (d) Other current assets | 11 | 4,707.91 | 6,662.97 |
| Total Assets | | 1,87,477.39 | 1,31,032.93 |
| EQUITY AND LIABILITIES | | | |
| EQUITY | | | |
| (a) Equity Share capital | 12 | 648.02 | 648.02 |
| (b) Other Equity | | | |
| (i) Reserves and surplus | 13 | 1,24,336.80 | 88,790.96 |
| Non controlling interest of Subsidiary | | 6,501.30 | 1,553.11 |
| LIABILITIES | | | |
| 1. Non - current liabilities | | | |
| (a) Financial Liabilities | | | |
| (i) Borrowings | 14 | 5,757.43 | 8,884.90 |
| (ii) Trade payables | 15 | 1,519.37 | 1,766.85 |
| (iii) Other financial liabilities (other than those specified in item (b)) | 16 | 40.60 | 287.32 |
| (b) Provisions | | | |
| (c) Deferred tax liabilities (Net) | 17 | 6,774.90 | 4,724.36 |
| (d) Other non-current liabilities | 18 | 97.87 | 96.85 |
| 2. Current liabilities | | | |
| (a) Financial Liabilities | | | |
| (i) Borrowings | 19 | 1,579.12 | 1,094.52 |
| (ii) Trade payables | 20 | 17,642.40 | 7,679.60 |
| (iii) Other financial liabilities (other than those specified in item (c)) | 21 | 3,006.50 | 3,008.18 |
| (b) Other current liabilities | 22 | 191.13 | 361.39 |
| (c) Provisions | 23 | 5,544.20 | 4,001.87 |
| (d) Current Tax Liabilities (Net) | 24 | 13,837.75 | 8,135.00 |
| Total Equity and Liabilities | | 1,87,477.39 | 1,31,032.93 |
| Significant Accounting Policies and other information | 1 | | |

Notes 1 to 31 form part of Financial Statements

As per our report of even date
For **Ayyadevara & Co.,**
Chartered Accountants
FRN: 000278S

For and on behalf of Board of Directors

Ayyadevara Srinivas
Proprietor
ICAI Membership No. 028803
Hyderabad, May 11, 2022.
UDIN: 22028803AJWfMA5285

A Prathap Reddy
Executive Chairman
DIN 00003967

G Hemanth Reddy
Whole Time Director & CFO
DIN 00003868

Lakhan Dargad
Company Secretary



Consolidated Statement of Profit and Loss

for the period ended March 31, 2022

(₹ in Lakhs)

| Particulars | Note No. | For the Period ended March 31, 2022 | For the Period ended March 31, 2021 |
|---|----------|-------------------------------------|-------------------------------------|
| I Revenue from operations | 25 | 2,32,035.23 | 1,31,145.51 |
| II Other income | 26 | 724.56 | 607.41 |
| III Total Revenue (I+II) | | 2,32,759.79 | 1,31,752.92 |
| IV EXPENSES | | | |
| Cost of Material Consumed | 27 | 1,27,641.00 | 61,580.22 |
| Changes in inventories of finished goods and work-in-progress | 28 | (5,388.41) | 1,445.39 |
| Employee benefits expense | 29 | 9,154.25 | 6,782.45 |
| Finance costs | 30 | 1,710.16 | 1,829.23 |
| Depreciation on Fixed Assets | 2 | 4,200.37 | 3,441.10 |
| Other expenses | 31 | 37,613.60 | 24,014.99 |
| Total Expenses (IV) | | 1,74,930.97 | 99,093.38 |
| V Profit/(loss) before exceptional items and tax (III - IV) | | 57,828.82 | 32,659.54 |
| VI Exceptional items | | | |
| VII Profit/(loss) before tax (V - VI) | | 57,828.82 | 32,659.54 |
| VIII Tax Expenses: | | | |
| 1. Current Tax | | 13,837.75 | 8,135.00 |
| 2. Deferred Tax | | 2,050.54 | 351.45 |
| 3. Adjustments of earlier year tax provisions | | 150.46 | (176.46) |
| IX Profit (Loss) for the period from continuing operations (VII-VIII) | | 41,790.07 | 24,349.55 |
| X Profit/loss from discontinued operations | | - | - |
| XI Tax expense of discontinued operations | | - | - |
| XII Profit/(loss) from discontinued operations (after tax) (X-XI) | | 41,790.07 | 24,349.55 |
| XIII Profit /Loss for the period (IX + XII) | | 41,790.07 | 24,349.55 |
| XIV Other Comprehensive Income | | - | - |
| A (i) items that will not be reclassified to profit or loss | | - | - |
| (ii) Income tax relating to items that will not be reclassified to profit or loss | | - | - |
| B (i) Items that will be reclassified to profit or loss | | - | - |
| (ii) Income tax relating to items that will be reclassified to profit or loss | | - | - |
| XV Total Comprehensive Income for the period (XIII + XIV) (Comprising profit/loss and other Comprehensive Income for the period) | | 41,790.07 | 24,349.55 |
| Attributable to: | | | |
| (a) Shareholders of the Company | | 36,841.88 | 23,819.25 |
| (b) Non-controlling interests | | 4,948.19 | 530.31 |
| XVI Earning per equity share (for continuing operation): | | | |
| (1) Basic | | 113.71 | 73.51 |
| (2) Diluted | | 113.71 | 73.51 |
| XVII Earning per equity share (for discontinued operation): | | | |
| (1) Basic | | - | - |
| (2) Diluted | | - | - |
| XVIII Earning per equity share (for discontinued & continuing operations) | | | |
| (1) Basic | | 113.71 | 73.51 |
| (2) Diluted | | 113.71 | 73.51 |
| Significant Accounting Policies and other information | 1 | | |

Notes 1 to 31 form part of Financial Statements

As per our report of even date
For **Ayyadevara & Co.,**
Chartered Accountants
FRN: 000278S

For and on behalf of Board of Directors

Ayyadevara Srinivas
Proprietor
ICAI Membership No. 028803
Hyderabad, May 11, 2022.
UDIN: 22028803AJWFMA5285

A Prathap Reddy
Executive Chairman
DIN 00003967

G Hemanth Reddy
Whole Time Director & CFO
DIN 00003868

Lakhan Dargad
Company Secretary

Consolidated Cash Flow Statement

for the period ended March 31, 2022

(₹ in Lakhs)

| Sr. No. | Particulars | Current Year 31.03.2022 | Previous Year 31.03.2021 |
|----------|---|----------------------------|-----------------------------|
| A | Cash flows from operating activities | | |
| | Profit before interest and tax | 59,538.98 | 34,488.77 |
| | Other income considered | (724.56) | (607.41) |
| | Depreciation | 4,200.37 | 3,441.10 |
| | Increase (+)/ Decrease (-) in Current Liabilities | 11,817.79 | (7,197.41) |
| | Increase (-)/ Decrease (+) in Inventories | (11,242.04) | (113.20) |
| | Increase (-)/ Decrease (+) in Debtors | (28,248.76) | (9,821.95) |
| | Increase (-)/ Decrease (+) in Other Current Assets | 1,955.07 | (1,864.22) |
| | Increase (-)/ Decrease (+) in Current Tax Assets | (5,770.91) | (3,514.93) |
| | Income Tax Paid | (8,285.46) | (3,823.54) |
| | Cash flow from Operating Activities | 23,240.48 | 10,987.21 |
| B | Cash Flow From Investing Activities | | |
| | Purchase of Fixed Assets | (14,819.82) | (13,197.88) |
| | Investments | - | - |
| | Sale of Fixed Assets | 27.34 | 64.32 |
| | Increase (-)/ Decrease (+) in Other Non Current Financial Assets | (8.22) | (6.29) |
| | Increase (-)/ Decrease (+) in Other Non Current Assets | 654.10 | 1,623.59 |
| | Increase (-)/ Decrease (+) in Current Investments | - | 4,750.00 |
| | Other Income | 724.56 | 607.41 |
| | Cash flow from Investing activities | (13,422.04) | (6,158.85) |
| C | Cash Flow from Financing Activities | | |
| | Proceeds from Non-Current Borrowings | - | - |
| | Repayments of Non-Current Borrowings | (3,127.47) | (2,196.87) |
| | Increase (+)/ Decrease (-) in Other Long Term Financial Obligations | (246.72) | 44.14 |
| | Increase (+)/ Decrease (-) in Trade Payables | (247.47) | 591.44 |
| | Increase (+)/ Decrease (-) in Other non-current liabilities | 1.02 | (160.22) |
| | Interest paid | (1,710.16) | (1,829.23) |
| | Dividend paid | (1,296.04) | (194.41) |
| | Cash Flow from Financing Activities | (6,626.84) | (3,745.15) |
| D | Net increase/(decrease) in cash and cash equivalents (A+B+C) | 3,191.60 | 1,083.21 |
| E | Cash and cash equivalents (beginning of the year) | 1,964.32 | 881.11 |
| F | Cash and cash equivalents (end of the year) | 5,155.92 | 1,964.32 |
| G | Increase/(decrease) in cash and cash equivalents (closing minus opening balances) | 3,191.60 | 1,083.21 |

Notes 1 to 31 form part of Financial Statements

As per our report of even date
For **Ayyadevara & Co.,**
Chartered Accountants
FRN: 000278S

For and on behalf of Board of Directors

Ayyadevara Srinivas
Proprietor
ICAI Membership No. 028803
Hyderabad, May 11, 2022.
UDIN: 22028803AJWFMA5285

A Prathap Reddy
Executive Chairman
DIN 00003967

G Hemanth Reddy
Whole Time Director & CFO
DIN 00003868

Lakhan Dargad
Company Secretary



Statement of Changes in Equity

for the period ended March 31, 2022

(1) Current reporting period 31.03.2022

| Balance at the beginning of the current reporting period | Changes in Equity Share Capital due to prior period errors | Restated balance at the beginning of the current reporting period | Changes in equity share capital during the current year | Balance at the end of the current reporting period |
|--|--|---|---|--|
| 648.02 | - | - | - | 648.02 |

(₹ In Lakhs)

(2) Previous reporting period 31.03.2021

| Balance at the beginning of the previous reporting period | Changes in Equity Share Capital due to prior period errors | Restated balance at the beginning of the previous reporting period | Changes in equity share capital during the previous year | Balance at the end of the previous reporting period |
|---|--|--|--|---|
| 648.02 | - | - | - | 648.02 |

(₹ In Lakhs)

B. Other Equity

(1) Current reporting period 31.03.2022

| | Reserves and Surplus | | | | | | | | | | Total | | | | |
|---|-----------------------------|--|-----------------------|--------------------|--------------------------------|----------------------------------|-------------------|---|---|---------------------------------------|-------|---------------------|---|--|---------------------------------------|
| | Share application allotment | Equity component of compound financial instruments | Capital Total Reserve | Securities Premium | Other Reserves (State Subsidy) | Other Reserves (General Reserve) | Retained Earnings | Debt instruments through Other Comprehensive Income | Equity Instruments through Other Comprehensive Income | Effective portion of Cash Flow Hedges | | Revaluation Surplus | Exchange differences on translating the financial statements of a foreign operation | Other items of Other Comprehensive Income (specify nature) | Money received against share warrants |
| Balance at the beginning of the current reporting period | - | - | 6.21 | 569.61 | 297.90 | 9,733.32 | 78,183.92 | - | - | - | - | - | - | - | 88,790.96 |
| Changes in accounting policy or prior period errors | - | - | - | - | - | - | - | - | - | - | - | - | - | - | 0.00 |
| Restated balance at the beginning of the current reporting period | - | - | - | - | - | - | - | - | - | - | - | - | - | - | 0.00 |
| Total Comprehensive Income for the current year | - | - | - | - | - | - | 36,841.88 | - | - | - | - | - | - | - | 36,841.88 |
| Dividends | - | - | - | - | - | - | (1,296.04) | - | - | - | - | - | - | - | (1,296.04) |
| Transfer to retained earnings | - | - | - | - | - | - | - | - | - | - | - | - | - | - | 0.00 |
| Any other change (to be specified) | - | - | - | - | - | - | (3,078.70) | - | - | - | - | - | - | - | 0.00 |
| Profit during the period transferred to General Reserve | - | - | - | - | - | - | (3,078.70) | - | - | - | - | - | - | - | 0.00 |
| Balance at the end of the current reporting period | - | - | 6.21 | 569.61 | 297.90 | 12,812.02 | 1,10,651.06 | - | - | - | - | - | - | - | 1,24,336.80 |

Statement of Changes in Equity (Contd.)

for the period ended March 31, 2022

B. Other Equity

(₹ In Lakhs)

(2) Previous reporting period 2021

| | Reserves and Surplus | | | | | | | | | | Total | | | | |
|--|---|--|-----------------------|--------------------|--------------------------------|----------------------------------|-------------------|---|---|---------------------------------------|-------|---------------------|---|---|---------------------------------------|
| | Share application money pending allotment | Equity component of compound financial instruments | Capital Total Reserve | Securities Premium | Other Reserves (State Subsidy) | Other Reserves (General Reserve) | Retained Earnings | Debt instruments through Other Comprehensive Income | Equity Instruments through Other Comprehensive Income | Effective portion of Cash Flow Hedges | | Revaluation Surplus | Exchange differences on translating the financial statements of a foreign operation | Other items of Other Comprehensive Income (specific nature) | Money received against share warrants |
| Balance at the beginning of the current reporting period | - | - | 6.21 | 569.61 | 297.90 | 7,416.21 | 56,876.19 | - | - | - | - | - | - | - | 65,166.12 |
| Changes in accounting policy or prior period errors | - | - | - | - | - | - | - | - | - | - | - | - | - | - | 0.00 |
| Restated balance at the beginning of the previous reporting period | - | - | - | - | - | - | - | - | - | - | - | - | - | - | 0.00 |
| Total Comprehensive Income for the previous year | - | - | - | - | - | - | 23,819.25 | - | - | - | - | - | - | - | 23,819.25 |
| Dividends | - | - | - | - | - | - | (194.41) | - | - | - | - | - | - | - | (194.41) |
| Transfer to retained earnings | - | - | - | - | - | - | - | - | - | - | - | - | - | - | 0.00 |
| Any other change (to be specified) | - | - | - | - | - | 2,317.11 | (2,317.11) | - | - | - | - | - | - | - | 0.00 |
| Profit during the period transferred to General Reserve | - | - | - | - | - | - | - | - | - | - | - | - | - | - | 0.00 |
| Balance at the end of the previous reporting period | - | - | 6.21 | 569.61 | 297.90 | 9,733.32 | 78,183.92 | - | - | - | - | - | - | - | 88,790.96 |



NOTES FORMING PART OF CONSOLIDATED FINANCIAL STATEMENTS FOR THE YEAR ENDED MARCH 31, 2022

I. CONSOLIDATION

The consolidated financial statements pertain to the consolidation of financial statements of Balaji Amines Limited (the Holding Company) with those of its subsidiary Balaji Speciality Chemicals Limited in which the shareholding of the holding company is 55% of the paid-up capital.

II. Company Overview

1. Balaji Amines Limited (BAL) is a public limited company incorporated and domiciled in India and its equity shares are listed on the National Stock Exchange (NSE) and Bombay Stock Exchange (BSE).
2. The Registered office of BAL is situated in Solapur, in the state of Maharashtra.
3. BAL is engaged in the business of manufacture and sale of Speciality Chemicals, Aliphatic Amines and derivatives. BAL has its three manufacturing facilities / plants at Tuljapur and Chincholi in Maharashtra and one at Medak, Telangana.
4. BAL owns a Five Star Hotel in Solapur, Maharashtra.
5. BAL has CFL lamps facility at Medak, Telangana.
6. BAL mainly operates in three segments i.e., Specialty Chemicals and Amines, Hotel and CFL Lamps. A new facility for manufacture of Specialty Chemicals is under construction at Chincholi, Maharashtra.
7. BAL has a subsidiary, in which BAL's holding is 55%, engaged in the manufacture of Specialty Chemicals. The subsidiary has its manufacturing facility in Chincholi, Maharashtra.

III. Compliance with Indian Accounting Standards

The financial statements are prepared in accordance with Indian Accounting Standards (Ind AS) as notified under section 133 of the Companies Act 2013 (the Act), read with Companies (Indian Accounting Standard) Rules 2015. The company has uniformly applied all the applicable accounting policies during the periods presented.

IV. Reporting Currency

The Financial statements are presented in Indian Rupees which is also the functional and presentation currency of the company and all amounts are rounded off to nearest rupee.

V. Overall Considerations

The financial statements have been prepared using significant accounting policies that are in effect as on March 31, 2022 as presented in detail hereunder.

VI. COVID-19 Impact

The company has evaluated the impact of Coronavirus (COVID-19) impact on the operations and future economic activity of the company and based on its review and current indicators and future economic prospects there is no significant impact on the business of the company or its operations.

VII. Accounting Policies and Other Information

1. System of Accounting:

- i. The company follows mercantile system of accounting and recognizes income and expenditure on accrual basis.
- ii. The financial statements have been prepared in all material respects with Indian Accounting Standards as relevant and notified by the Central Government.
- iii. The financial statements are prepared as a going concern and on historical cost basis except for certain financial assets and liabilities that are measured at fair value where mandated or required by the relevant Indian Accounting Standard.

2. Revenue recognition:

- i. Revenues are generally recognized in all material aspects in accordance with Ind AS 115.
- ii. Sale of goods is recognized at the point of dispatch of goods to customers, i.e. when the substantial rights of ownership and risks are passed on to the customers. Gross sale is exclusive of GST.
- iii. Income from guest accommodation in respect of hotel division is recognized on day to day basis after the guests checks-in. Discounts if any in this regard are accounted upon final conclusion of the bill with the guests. Advance, if any, received against room bookings are treated as a liability pending finalization of bill / provision of services.
- iv. Income from sale of Food & Beverages is recognized at the point of serving of these items to the guests. The income stated is exclusive of Taxes.
- v. Dividends from investment are recognized as income of the year in which the same are declared by in the investee company.
- vi. Interest income is recognized on accrual basis taking into account the amount outstanding and rate applicable.

NOTES FORMING PART OF CONSOLIDATED FINANCIAL STATEMENTS FOR THE YEAR ENDED MARCH 31, 2022 (Contd.)

3. Property, plant and equipment:

Property, plant and equipment acquired by the company are reported at acquisition value. The acquisition cost for this purpose includes the purchase price (net of duties and taxes which are recoverable in future) and expenses directly attributable to the asset to bring it to the site and in the working condition for its intended use. Interest during construction period up to the date of commencement of operations, indirect project expenditure and trial run expenditure (net of trial run income, if any) incurred in respect of projects under implementation are capitalized to the asset constructed / created. Spares and tools that are not in the nature of 'Property, Plant & Equipment' are treated as part of inventories. The costs incurred for the repairs and maintenance of these assets are charged to revenue.

The cost of assets under construction as on the Balance Sheet date, are classified under the head "capital work in progress" and will be capitalized as and when put to use.

Land allotted by MIDC on long lease basis is treated as "Lease Hold Land". The possession of the land has been given in an earlier year and the lease agreement is executed in the current year. The one-time lump sum premium paid at the time of allotment is amortized over the period of the 95-year lease.

4. Depreciation

Depreciation / amortization on fixed assets is provided on straight line method in accordance with Schedule II of the Companies Act, 2013 in respect of the remaining useful life. The management estimates the useful lives of the assets based on the indicative life span prescribed in Schedule II of the Companies Act, 2013. The useful life of the assets and their respective residual values are reviewed at the end of each financial year and adjusted accordingly.

5. Investments: Investments are stated at cost of acquisition.

6. Inventories:

- Finished goods are valued at lower of cost or Net Realizable Value. Cost for this purpose is arrived at on Absorption Costing basis.
- Stock in process/plant is valued at cost.
- Stock of raw materials, Stores and Spares and packing materials are valued at cost. Cost for this purpose, does not include duties/taxes that are recoverable in future.
- Food & Beverages:

- Groceries: Groceries are valued at cost arrived at on weighted average basis.
- Beverages: Valued at cost.

7. Trade Receivables

Trade receivables are stated at the recoverable values. Assessment is made on a periodical basis to assess the credit risk in respect of the credit extended to the customers and adjustments are carried out where necessary and found expedient. Provision, if any, made for the doubtful debts is charged to revenue.

8. Staff Benefits:

- Provident Fund Contributions are accounted on accrual basis.
- To cover the benefits payable to the employees on retirement, the company has subscribed to a policy of Group Gratuity Scheme of Life Insurance Corporation of India. All contributions made towards the policy premiums are charged to revenue.

9. Research and Development:

Revenue expenditure on research and development is charged to Statement of profit and loss in the year in which it is incurred. Capital expenditure on research and development is treated at par with other comparable tangible assets and depreciated accordingly.

10. Tax expense:

Accounting treatment in respect of deferred taxation and current tax is in accordance with Indian Accounting Standard 12 (Ind AS 12) - "Income Taxes".

11. Borrowing Costs:

Interest and other costs in respect of borrowings for expansion / additional fixed investments including R & D projects are capitalized to such investments. Borrowing costs relating to period after the commencement of operations of these projects are charged to revenue.

12. Foreign Currency Transactions:

Foreign Exchange Transactions are recorded at pre-determined standard exchange rates which are reviewed periodically. Gains or losses arising out of such periodic revisions of such standard rates and also on realization/settlement are accounted for accordingly. No effect is determined in respect of the repayment and balances in respect of Foreign Currency Loans as the same are paid out of the Foreign Exchange earnings through the Exchange Earners Foreign Currency Accounts in respective currencies.



NOTES FORMING PART OF CONSOLIDATED FINANCIAL STATEMENTS FOR THE YEAR ENDED MARCH 31, 2022 (Contd.)

13. Impairment of Assets:

The carrying amounts of assets are reviewed at each Balance Sheet date, if there is any indication of impairment based on internal / external factors. An impairment loss will be recognized wherever the carrying amount of an asset exceeds its estimated recoverable amount. The recoverable amount is greater of the asset's net selling price and value in use. In assessing the value in use, the estimated future cash flows are discounted to the present value using the weighted average cost of capital. In carrying out such exercise, due effect is given to the requirements of Schedule II of the Companies Act, 2013.

14. Earnings Per Share (EPS):

This is calculated by dividing the net profit after tax (PAT) for the period attributable to equity shareholders, by number of shares outstanding at the end of the year. In case there are any changes in the equity during the year, EPS would be calculated on the weighted average number of shares outstanding during the period including adjustments of bonus issue, if any.

15. Corporate Social Responsibility

The company computes the amount required to be spent on Corporate Social Responsibility in accordance with the provisions of Section 135 of the Companies Act, 2013. The amounts are spent on the eligible projects prescribed under Schedule VII of the Act. During the current year the company has spent an amount of ₹425.02 Lakhs on account of Corporate Social Responsibility expenditure including ₹105.13 lakhs on electrical cremation furnace installed at Solapur public crematorium. The provision relating to CSR are not yet applicable to the subsidiary/

16. Contingent Liabilities:

A) Disputed demands:

In case of holding company:

Under the Income Tax Act, 1961: ₹17.60 Lakhs (relating to Assessment Year 2013-14) ₹231.08 Lakhs (relating to Assessment Year 2014-15), ₹9.25 Lakhs (relating to Assessment Year 2016-17) ₹29.00 Lakhs (relating to Assessment Year 2017-18) in respect of additions made in assessment under section 143(3) of the Income Tax Act, 1961 and disputed in appellate proceedings and ₹9.22 Lakhs (relating to Assessment Year 2019-20) demand pending rectification. The appeals are pending before the First Appellate Authority. The company has deposited an amount of ₹87.01 Lakhs against the aforementioned demands and obtained stay of collection of the balance disputed demand till disposal of the first appeals. The above referred tax payments are grouped under the head "Other Current Assets". The balance disputed demand has been adjusted against the refunds due to the company for Assessment Years 2018-19 and 2019-20.

In case of subsidiary

Under Income Tax Act, 1961: Relating to TDS provisions. ₹21.39 lakhs (relating to Assessment Year 2018-19) and ₹35.05 Lakhs (relating to Assessment Year 2019-20). The matter is in appeal before First Appellate Authority. The company has deposited an amount of ₹11.29 Lakhs against the aforementioned demands and obtained stay of collection of the balance disputed demand till disposal of the first appeal.

B. Other Contingent Liabilities

| Sr. No. | Particulars | BAL | | BSCL | |
|---------|--|----------------|----------------|----------------|----------------|
| | | March 31, 2022 | March 31, 2021 | March 31, 2022 | March 31, 2021 |
| 1 | Claims against the company not Acknowledged as debt | NIL | NIL | NIL | NIL |
| 2 | Guarantee | NIL | NIL | NIL | NIL |
| 3 | Other Money for which company is contingently liable | NIL | NIL | NIL | NIL |

17. Dividends

Dividends are accounted for as an outflow from the accumulated profits in the year in which the same are declared and paid out.

18. Amounts recoverable from employees

The company has an arrangement with the supplier of coal for supply of coal in specified consignments on a periodic basis. Few consignments aggregating to the value of ₹31.71 Lakhs have been misappropriated, while in transit, by 2 employees of the company during the year ended March 31, 2015. The services of the said employees have been terminated in that

NOTES FORMING PART OF CONSOLIDATED FINANCIAL STATEMENTS FOR THE YEAR ENDED MARCH 31, 2022 (Contd.)

year itself and legal action against initiated on these employees including action for the recovery of the above-mentioned amounts. Pending recovery, the amounts are shown under short term advances.

19. Expenditure on Corporate Social Responsibility (CSR):

The company has incurred an expenditure of ₹425.02 Lakhs (Previous Year ₹374.76 Lakhs) on Corporate Social Responsibility initiatives in accordance with the provisions of Section 135 of the Companies Act, 2013. The details of the projects on which the amounts are expended by the company on Corporate Social Responsibility are given in Note 31 Other expenses. The provisions relating to CSR are not yet applicable to the subsidiary.

20. Particulars of Long Term Borrowings:

(₹ In Lakhs)

| Balaji Amines Limited | | | | | | | | | | |
|--|---------------------------|------------------|-------------------------|------------------|------------------------|---|--------------------|----------------------|--------------------------|--|
| Name of Financial Institution | Amount of Loan Sanctioned | Rate of Interest | Tenure of Loan (Months) | Date of Maturity | Classification of Loan | Nature of Security | Terms of Repayment | Whether Demand Loan? | Whether loan is default? | Personal Guarantee by Directors / Others |
| NOT APPLICABLE | | | | | | | | | | |
| BALAJI SPECIALITY CHEMICALS LIMITED (Formerly known as BALAJI SPECIALITY CHEMICALS PRIVATE LIMITED) | | | | | | | | | | |
| Name of Financial Institution | Amount of Loan Sanctioned | Rate of Interest | Tenure of Loan (Months) | Date of Maturity | Classification of Loan | Nature of Security | Terms of Repayment | Whether Demand Loan? | Whether loan is default? | Personal Guarantee by Directors / Others |
| Bank of Baroda - Term Loan - 2534600000589 | 4,999.78 | 8.40% | 66 | 31/10/24 | Secured | 1. 1 st pari passu charge with HDFC bank on entire fixed asset, land and building and plant & machinery (present & future) located at Plot no. E-8/1, MIDC Chincholi Solapur of the company created / to be created out of the proposed project outlay of Rs. 163.50 Crs. 2. 2 nd pari passu charge with HDFC Bank of entire current assets of the company (both present & future). Personal Guarantee of Mr. A Prathap Reddy, Mr. N. Rajeshwar Reddy, Mr. D. Ram Reddy, Mr. G. Hemanth Reddy, Mr. A. Srinivas Reddy 3. Corporate Guarantee of M/s. Balaji Amines Limited (company to ensure compliance of applicable provisions of the Companies Act, 2013). | Monthly | Yes | No | Yes |
| HDFC Bank Ltd. - Term Loan - 007LN06200350001 | 5,000.00 | 7.50% | 66 | 31/10/24 | Secured | 1. First pari passu charge on fixed asset, land and building and plant & machinery located at Plot no. E-8/1, MIDC Chincholi Solapur | Monthly | Yes | No | No |
| HDFC Bank Ltd. - Term Loan - 007LN06193340003 | 5,000.00 | 7.50% | 66 | 30/05/26 | Secured | 2. Corporate Guarantee of M/s. Balaji Amines Limited (company to ensure compliance of applicable provisions of the Companies Act, 2013). 4. Second pari passu charge on current assets of the Company. | Monthly | Yes | No | No |



NOTES FORMING PART OF CONSOLIDATED FINANCIAL STATEMENTS FOR THE YEAR ENDED MARCH 31, 2022 (Contd.)

21. Particulars of Short Term Borrowings

(₹ In Lakhs)

Annexure to Note 20: Borrowings - Current Liabilities

| Name of Financial Institution | Amount of Loan Sanctioned | Rate of Interest | Tenure of Loan (Months) | Date of Maturity | Classification of Loan | Nature of Security | Terms of Repayment | Whether Demand Loan? | Whether loan is default? | Personal Guarantee by Directors / Others |
|-------------------------------|---------------------------|------------------|-------------------------|------------------|------------------------|--|--------------------|----------------------|--------------------------|--|
| STATE BANK OF INDIA | - | 7.10% | On Demand | NA | Secured | Primary Security: First pari-passu charge (Hypothecation) of all current assets of the company including stock of Raw Material, SIP, Stores & Spares, Packing Material, Finished Goods & Receivables for the consortium working capital limits. | NA | No | No | No |
| BANK OF BARODA | - | 6.60% | On Demand | NA | Secured | Collateral Security : pari-passu first charge for the consortium working limits on land & building and other movable fixed assets including plant & machinery, both present and future of 1) Unit-1 (Freehold) Gat No.194,195,196, 197 & 201, Tamalwadi, Dist.Osmanabad, Maharashtra. Total extent : 6.75 Hectare. | NA | No | No | No |
| HDFC BANK LTD. | - | 7.10% | On Demand | NA | Secured | 2) Unit-3 Leasehold (for 95 Years), Plot No.E 7 & 8, MIDC Chincholi, Solapur, Maharashtra. Total extent : 1,60,000 Sqm." | NA | No | No | No |

(Formerly known as BALAJI SPECIALITY CHEMICALS PRIVATE LIMITED)

| Name of Financial Institution | Amount of Loan | Rate of Interest | Tenure of Loan (Months) | Date of Maturity | Classification of Loan | Nature of Security | Terms of Repayment | Whether Demand Loan? | Whether loan is default? | Personal Guarantee by Directors / Others |
|--|----------------|------------------|-------------------------|------------------|------------------------|---|--------------------|----------------------|--------------------------|--|
| HDFC BANK LTD.C/C NO.28190330000018 | -89.93 | 7.10% | On Demand | NA | Secured | Primary Security: • Current Assets - First Pari Passu charge on current asset of company along with Bank of Baroda | NA | Yes | No | No |
| HDFC BANK LTD. WCDL A/C NO. 007LN01212980001 | 1,500.00 | 6.70% | 1 | 24/11/21 | Secured | • Corporate Guarantee - Corporate Guarantee of M/s Balaji Amines Ltd Secondary Security: • Immovable Fixed assets – Second Pari Passu charge with SBI on fixed asset , land and building located at Plot No E-8/1 MIDC Chincholi Solapur • Movable Fixed assets - Second Pari Passu charge with SBI on plant & Machinery (Present & Future) located at Plot No E-8/1 MIDC Chincholi Solapur | on Maturity | Yes | No | No |

NOTES FORMING PART OF CONSOLIDATED FINANCIAL STATEMENTS FOR THE YEAR ENDED MARCH 31, 2022 (Contd.)

21. Particulars of Short Term Borrowings (Contd.)

(₹ In Lakhs)

| (Formerly known as BALAJI SPECIALITY CHEMICALS PRIVATE LIMITED) | | | | | | | | | | | |
|---|----------------|------------------|-------------------------|------------------|------------------------|--|--------------------|----------------------|--------------------------|--|--|
| Name of Financial Institution | Amount of Loan | Rate of Interest | Tenure of Loan (Months) | Date of Maturity | Classification of Loan | Nature of Security | Terms of Repayment | Whether Demand Loan? | Whether loan is default? | Personal Guarantee by Directors / Others | |
| STATE BANK OF INDIA .C/C NO.40674835559 | 61.58 | 7.10% | On Demand | NA | Secured | Primary Security: <ul style="list-style-type: none"> Current Assets - First Pari Passu charge on all current asset of company along with including stock of raw materials,SIP,stores & spares, packing material,finished goods,-book debts and other receivable along with HDFC Bank. | NA | Yes | No | No upto the date of signing the Financials | |
| STATE BANK OF INDIA .C/C NO.40810367222 | 17.54 | 7.10% | On Demand | NA | Secured | <ul style="list-style-type: none"> Personal Guarantee – If the Personal Guarantee of Mr A Prathap Reddy, Mr N Rajeshwar Reddy, Mr D Ram Reddy , Mr G Hemanth Reddy and Mr A Srinivas Reddy are not released by HDFC Bank and Bank of Baroda for their respective limits by 31.03.2022, company has to offer similar personal guarantee to our exposure also. Corporate Guarantee - Corporate Guarantee of M/s Balaji Amines Ltd Secondary Security: <ul style="list-style-type: none"> Immovable Fixed assets – Second Pari Passu charge along with HDFC Bank on entire fixed asset , land (lease hold) and building located at Plot No E-8/1 MIDC Chincholi kati industrial area , Solapur admeasuring 41,920 sq Mts. Movable Fixed assets -Second Pari Passu second charge along with HDFC Bank on movable fixed asset (including P &M),both Present & Future located at Plot No E-8/1 MIDC Chincholi Solapur | NA | Yes | No | No upto the date of signing the Financials | |



NOTES FORMING PART OF CONSOLIDATED FINANCIAL STATEMENTS FOR THE YEAR ENDED MARCH 31, 2022 (Contd.)

22. Segment Reporting:

The group operates in three segments viz., (a) Amines & Specialty Chemicals, (b) Hotel segment and (c) CFL Lamps. There is no geographical segment as the company operates only in India.

The segment results are as under:

(₹ In Lakhs)

| Sl. No. | Particulars | Year ended | |
|----------|--|-------------------------|-------------------------|
| | | 31.03.2022 (Audited) | 31.03.2021 (Audited) |
| 1 | Segment Revenue | | |
| | Amines & Speciality Chemicals | 2,41,779.52 | 1,40,101.28 |
| | Hotel Division | 1,620.32 | 720.04 |
| | CFL Lamps | 71.12 | 60.71 |
| | Sub Total : | 2,43,470.96 | 1,40,882.03 |
| | Less: Inter-segment revenue | 11,435.73 | 9,736.52 |
| | Revenue from operations | 2,32,035.23 | 1,31,145.51 |
| 2 | Segment Results before Tax & Interest | | |
| | Amines & Speciality Chemicals | 59,452.28 | 36,625.73 |
| | Hotel Division | 111.49 | (303.39) |
| | CFL Lamps | (24.78) | (1,833.57) |
| | Total : | 59,538.99 | 34,488.77 |
| a | Less : Interest | | |
| | Amines & Speciality Chemicals | 1,700.48 | 1,824.11 |
| | Hotel Division | 9.66 | 4.94 |
| | CFL Lamps | 0.02 | 0.18 |
| | Total : | 1,710.16 | 1,829.23 |
| b | Segment Profit/Loss (-) before tax | | |
| | Amines & Speciality Chemicals | 57,751.80 | 34,801.62 |
| | Hotel Division | 101.83 | (308.33) |
| | CFL Lamps | (24.80) | (1,833.75) |
| | Total : | 57,828.83 | 32,659.54 |
| 3 | Capital Employed | | |
| a | Segment Assets | | |
| | Amines & Speciality Chemicals | 1,80,085.57 | 1,23,016.08 |
| | Hotel Division | 6,442.79 | 6,864.76 |
| | CFL Lamps | 949.03 | 1,152.09 |
| | Total : | 1,87,477.39 | 1,31,032.93 |
| b | Segment Liabilities | | |
| | Amines & Speciality Chemicals | 54,842.71 | 38,907.53 |
| | Hotel Division | 1,000.05 | 974.16 |
| | CFL Lamps | 148.51 | 159.15 |
| | Total : | 55,991.27 | 40,040.84 |

NOTES FORMING PART OF CONSOLIDATED FINANCIAL STATEMENTS FOR THE YEAR ENDED MARCH 31, 2022 (Contd.)

23. Related Party transactions:

| Name of the related party | Relationship | Nature of Transaction | Transaction value Rupees | Balance outstanding – Receivable / (-) Payable as on date of Balance Sheet Rupees | Amount written off / back |
|-------------------------------------|---|--|--|---|---------------------------|
| Balaji Speciality Chemicals Limited | Company in which the Enterprise is substantially interested, by holding 55% of shares in the total paid up share capital. | Unsecured Loan given Loan Received back Interest Receipt thereon | ₹ 2,00,00,000/- ₹13,34,76,847/- ₹5,43,19,192/- | ₹66,00,00,000/- Nil Nil | Nil Nil Nil |
| Balaji Speciality Chemicals Limited | Company in which the Enterprise is substantially interested, by holding 55% of shares in the total paid up share capital. | a. Sales b. Purchase | ₹93,23,41,017/- ₹20,26,18,366/- | ₹9,83,75,198/- | Nil |
| Balaji Speciality Chemicals Limited | Company in which the Enterprise is substantially interested, by holding 55% of shares in the total paid up share capital. | Rent Receipt | ₹60,000/- | Nil | Nil |
| Thirumala Precicasts Pvt. Ltd. | A Company in which Directors are interested | Rent Receipt | ₹3,74,762/- | ₹28,812/- | Nil |
| MVL Medisynth Pvt. Ltd. | A Company in which Directors are interested | a. Sales b. Purchase | ₹3,23,18,443/- ₹12,44,730/- | ₹2,27,22,641/- | Nil |
| SVS Sourcing Pvt.Ltd. | A Company in which Directors are interested | a. Sales | ₹52,17,67,333/- | ₹35,76,38,059/- | Nil |
| Sri A. Prathap Reddy | Executive Chairman | Remuneration & Allowances Commission on Profits | ₹54,25,200/- ₹13,55,85,781/- | Nil ₹13,55,85,781/- | Nil Nil |
| Sri N. Rajeshwar Reddy | Joint Managing Director | Remuneration & Allowances Commission on Profits | ₹46,03,200/- ₹8,94,04,121/- | Nil ₹8,94,04,121/- | Nil Nil |
| Sri D. Ram Reddy | Managing Director | Remuneration & Allowances Commission on Profits | ₹46,03,200/- ₹8,94,04,121/- | Nil ₹8,94,04,121/- | Nil Nil |
| Sri G. Hemanth Reddy | Whole Time Director & CFO | Remuneration & Allowances Commission on Profits | ₹46,03,200/- ₹4,24,00,460/- | Nil ₹4,24,00,460/- | Nil Nil |
| Sri A. Srinivas Reddy | Whole Time Director | Remuneration & Allowances Commission on Profits | ₹41,10,000/- ₹8,98,97,321/- | Nil ₹8,98,97,321/- | Nil Nil |

24. Additional Information pertaining to Statement of Profit and Loss

| Sl. No. | Nature of Income /Expenses | Current Year | | Previous Year | | | |
|---------|----------------------------|----------------------------|----------------|----------------------------|---------------|----------------|-------------------|
| | | Amount In Foreign Currency | Amount In INR | Amount In Foreign Currency | Amount In INR | | |
| 1 | Export Earning | \$ | 4,16,56,725.24 | 3,08,33,69,578.44 | \$ | 1,72,08,190.09 | 1,25,99,71,065.12 |
| | | € | 1,66,06,256.00 | 1,41,67,28,385.19 | € | 60,40,924.01 | 51,97,12,453.18 |
| 2 | Sales Commission | \$ | 16,172.50 | 11,92,056.00 | \$ | 50,561.30 | 37,01,666.87 |
| | | € | 4,068.00 | 3,40,898.00 | | | |
| 3 | Registration & Renewals | \$ | | | \$ | 990 | 73,187.00 |
| | | € | 47,141.00 | 40,72,734.44 | € | 3,820.00 | 3,43,532.00 |
| 4 | Printing & Stationary | € | 5,500.00 | 4,08,815.00 | € | - | - |
| | | ¥ | | | ¥ | - | - |



NOTES FORMING PART OF CONSOLIDATED FINANCIAL STATEMENTS FOR THE YEAR ENDED MARCH 31, 2022 (Contd.)

24. Additional Information pertaining to Statement of Profit and Loss (Contd.)

| Sl. No. | Nature of Income /Expenses | Current Year | | Previous Year | | | |
|---------|----------------------------|----------------------------|----------------|----------------------------|---------------|----------------|-------------------|
| | | Amount In Foreign Currency | Amount In INR | Amount In Foreign Currency | Amount In INR | | |
| 5 | Capital Goods & Spares | \$ | 14,62,889.00 | 10,80,63,084.54 | \$ | 5,19,886.00 | 3,83,56,810.20 |
| | | € | 14,500.00 | 12,48,712.00 | | | |
| | | ¥ | 5,10,000.00 | 3,52,002.00 | | | |
| 6 | Raw Material | \$ | 6,73,51,923.09 | 499,54,20,096.16 | \$ | 2,66,00,528.22 | 1,96,90,72,628.92 |
| | | € | 3,07,100.00 | 2,63,76,821.00 | € | 34,265.31 | 29,78,683.00 |
| 7 | Finance Charges | \$ | 8,291.60 | 6,13,816.18 | \$ | 7,158.49 | 5,28,954.91 |
| | | € | 6,334.90 | 5,67,084.63 | € | 4,280.40 | 3,67,666.00 |
| 8 | Technical Know How Fees | \$ | 6,56,250.00 | 4,86,54,487.00 | \$ | 6,91,800.00 | 5,10,46,686.00 |

25. Accounting Ratios and related information

| Sr No | Ratio | Formulae | Amount 31.03.2022 | Amount 31.03.2021 | Ratio 31.03.2022 | Ratio 31.03.2021 | % Change | Reason for change |
|-------|----------------------------------|---|-------------------|-------------------|------------------|------------------|----------|---|
| (a) | Current ratio | Current Assets | 1,04,206.70 | 57,708.46 | 2.49 | 2.38 | 5% | |
| | | Current Liabilities | 41,801.10 | 24,280.56 | | | | |
| | | Total Debt | 10,063.73 | 12,706.60 | | | | |
| (b) | Debt-equity ratio | Shareholder's Equity | 1,31,486.12 | 90,992.09 | 0.08 | 0.14 | 45% | Increase in Sales resulting in increase in profit, improved Debt Equity Ratio |
| (c) | Debt service coverage ratio | Earnings available for debt service | 34,810.78 | 25,923.57 | 49.44 | 48.59 | 2% | |
| | | Debt Service | 704.09 | 533.47 | | | | |
| (d) | Return on equity ratio | Net Profits after taxes – Preference Dividend | 41,790.07 | 24,349.55 | 32% | 27% | 19% | |
| | | Shareholder's Equity | 1,31,486.12 | 90,992.09 | | | | |
| (e) | Inventory turnover ratio | Cost of goods sold OR sales | 2,32,035.23 | 1,31,145.51 | 13.97 | 11.99 | 16% | |
| | | Average Inventory | 16,614.82 | 10,937.20 | | | | |
| (f) | Trade receivables turnover ratio | Net Credit Sales | 2,32,035.23 | 1,31,145.51 | 5.19 | 5.11 | 2% | |
| | | Avg. Accounts Receivable | 44,690.20 | 25,654.84 | | | | |
| (g) | Trade payables turnover ratio | Net Credit Purchases | 1,51,059.14 | 74,282.88 | 11.93 | 10.91 | 9% | |
| | | Average Trade Payables | 12,661.00 | 6,807.91 | | | | |
| (h) | Net capital turnover ratio | Net Sales | 2,32,035.23 | 1,31,145.51 | 3.72 | 3.92 | -5% | |
| | | Working Capital | 62,405.60 | 33,427.90 | | | | |
| (i) | Net profit ratio | Net Profit | 41,790.07 | 24,349.55 | 18% | 19% | -3% | |
| | | Net Sales | 2,32,035.23 | 1,31,145.51 | | | | |
| (j) | Return on capital employed | Earning before interest and taxes | 59,538.98 | 34,488.77 | 40% | 32% | 26% | Increase in Sales & better price realisation leads to improvement in return on capital employed |
| | | Capital Employed | 1,48,324.75 | 1,08,423.05 | | | | |
| (k) | Return on investment | Net Profit | 41,790.07 | 24,349.55 | 61% | 45% | 37% | Increase in capacity utilisation resulting in improvement in return on investment |
| | | Fixed Assets | 68,117.77 | 54,291.67 | | | | |

NOTES FORMING PART OF CONSOLIDATED FINANCIAL STATEMENTS FOR THE YEAR ENDED MARCH 31, 2022 (Contd.)

26. Trade Receivables ageing schedule as on 31 March 2022

(₹ In Lakhs)

| Particulars | Outstanding for following periods from due date of payment# | | | | | Total |
|--|---|------------------|-----------|-----------|-------------------|-----------|
| | Less than 6 months | 6 months -1 year | 1-2 Years | 2-3 years | More than 3 years | |
| (i) Undisputed Trade receivables — considered good | 59,912.50 | - | - | - | - | 59,912.50 |
| (ii) Undisputed Trade Receivables — which have significant increase in credit risk | - | - | - | - | - | - |
| (iii) Undisputed Trade Receivables — credit impaired | - | - | - | - | - | - |
| (iv) Disputed Trade Receivables — considered good | - | - | 2.91 | - | - | 2.91 |
| (v) Disputed Trade Receivables — which have significant | - | - | - | - | - | - |

27. Trade Receivables ageing schedule as on 31 March 2021

(₹ In Lakhs)

| Particulars | Outstanding for following periods from due date of payment# | | | | | Total |
|--|---|------------------|-----------|-----------|-------------------|-----------|
| | Less than 6 months | 6 months -1 year | 1-2 Years | 2-3 years | More than 3 years | |
| (i) Undisputed Trade receivables — considered good | 31,440.57 | 95.38 | 18.71 | - | - | 31,554.66 |
| (ii) Undisputed Trade Receivables — which have significant increase in credit risk | - | - | - | - | - | - |
| (iii) Undisputed Trade Receivables — credit impaired | - | - | - | - | - | - |
| (iv) Disputed Trade Receivables — considered good | - | - | 2.91 | - | - | 2.91 |
| (v) Disputed Trade Receivables — which have significant | - | - | - | - | - | - |

28. Trade Payables ageing schedule as on 31 March 2022

(₹ In Lakhs)

| Particulars | Outstanding for following periods from due date of payment# | | | | Total |
|-----------------------------|---|-----------|-----------|-------------------|-----------|
| | Less than 1 year | 1-2 Years | 2-3 years | More than 3 years | |
| (i) MSME | 1,792.59 | - | - | - | 1,792.59 |
| (ii) Others | 15,849.81 | - | - | - | 15,849.81 |
| (iii) Disputed dues — MSME | - | - | - | - | - |
| (iv) Disputed dues - Others | - | - | - | - | - |

29. Trade Payables ageing schedule as on 31 March 2021

(₹ In Lakhs)

| Particulars | Outstanding for following periods from due date of payment# | | | | Total |
|-----------------------------|---|-----------|-----------|-------------------|----------|
| | Less than 1 year | 1-2 Years | 2-3 years | More than 3 years | |
| (i) MSME | 670.58 | - | - | - | 670.58 |
| (ii) Others | 7,009.02 | - | - | - | 7,009.02 |
| (iii) Disputed dues — MSME | - | - | - | - | - |
| (iv) Disputed dues - Others | - | - | - | - | - |



NOTES FORMING PART OF CONSOLIDATED FINANCIAL STATEMENTS FOR THE YEAR ENDED MARCH 31, 2022 (Contd.)

30. Additional Information related to Subsidiaries, Associates & Joint Venture

| Name of the entity in the Group | Net Asset i.e. total assets minus total liabilities | | Share in profit or loss | | Share in other comprehensive income | | Share in total comprehensive income | |
|--|---|------------------|-------------------------------------|------------------|---|----------|-------------------------------------|----------|
| | As % of consolidated net assets | Amount | As % of consolidated profit or loss | Amount | As % of consolidated other comprehensive income | Amount | As % of total comprehensive income | Amount |
| Parent- Balaji Amines Limited | | | | | | | | |
| Subsidiaries Indian | | | | | | | | |
| 1 Balaji Speciality Chemicals Limited | 55% | 10,460.74 | 55% | 6,047.79 | | 0.00 | | 0.00 |
| Non-Controlling Interest in all subsidiaries | 45% | 8,558.78 | 45% | 4948.19 | | 0.00 | | 0.00 |
| Associates (Investment as per the equity method) | | | | | | | | |
| Indian | NIL | NIL | NIL | NIL | NIL | NIL | NIL | NIL |
| Foreign | NIL | NIL | NIL | NIL | NIL | NIL | NIL | NIL |
| Joint Venture (Investment as per the equity method) | | | | | | | | |
| Indian | NIL | NIL | NIL | NIL | NIL | NIL | NIL | NIL |
| Foreign | NIL | NIL | NIL | NIL | NIL | NIL | NIL | NIL |
| Total | | 19,019.52 | | 10,995.98 | | 0 | | 0 |

31. The details with respect to the dues under MSME Act are being furnished to the extent the confirmation of MSME status is made available to the company.

32. Previous year's figures are regrouped and reclassified wherever considered necessary to conform with the current year grouping / classifications.

NOTES FORMING PART OF CONSOLIDATED FINANCIAL STATEMENTS

FOR THE YEAR ENDED MARCH 31, 2022 (Contd.)

NOTES FORMING PART OF CONSOLIDATED FINANCIAL STATEMENTS

FOR THE YEAR ENDED MARCH 31, 2022 (Contd.)

Note 2 : Property, plant and equipment

| Assets | GROSS BLOCK | | | | DEPRECIATION | | | NET BLOCK | |
|--|---------------------|--------------------|--------------|---------------------|---------------------|-------------------|-------------------------|---------------------|---------------------|
| | As at 31.03.2021 | As at Additions | Deletion | As at 31.03.2022 | As at 31.03.2021 | For the Period | Adjustments Deletion | As at 31.03.2021 | As at 31.03.2022 |
| | 31.03.2021 | 31.03.2022 | 31.03.2021 | 31.03.2022 | 31.03.2021 | 31.03.2022 | 31.03.2021 | 31.03.2021 | 31.03.2022 |
| Land | 3,462.03 | 2,361.78 | - | 5,823.81 | 45.55 | 53.68 | - | 3,416.48 | 5,724.58 |
| Factory Buildings | 14,213.48 | 2,486.69 | - | 16,700.17 | 2,979.54 | 424.70 | - | 11,233.94 | 13,295.93 |
| Office Buildings | 738.41 | 453.47 | - | 1,191.88 | 71.75 | 18.82 | - | 666.66 | 1,101.31 |
| Wind Electric Generator | 1,716.03 | 63.00 | 10.50 | 1,768.53 | 939.82 | 71.09 | 5.42 | 776.21 | 763.04 |
| Plant & Machinery | 47,931.04 | 11,660.98 | 10.99 | 59,581.03 | 15,678.53 | 2,960.87 | 7.18 | 32,252.51 | 40,948.80 |
| Plant & Machinery R & D | 5,599.59 | - | - | 5,599.59 | 1,962.62 | 214.76 | - | 3,636.97 | 3,422.21 |
| Furniture & Fixtures | 2,345.71 | 147.05 | - | 2,492.76 | 1,818.44 | 252.57 | - | 527.27 | 421.75 |
| Office Equipment | 196.70 | 22.68 | - | 219.38 | 165.29 | 12.77 | - | 31.41 | 41.32 |
| Vehicles | 575.51 | 166.09 | 65.36 | 676.24 | 369.21 | 60.07 | 46.91 | 206.30 | 293.87 |
| Others | 2,350.90 | 692.08 | 1.07 | 3,041.91 | 634.79 | 131.04 | 1.07 | 1,716.11 | 2,277.15 |
| Total : | 79,129.40 | 18,053.82 | 87.92 | 97,095.30 | 24,665.54 | 4,200.37 | 60.58 | 54,463.86 | 68,289.96 |
| Less : Interest capitalised adjustment for FY 2018-19 & 2019-20 in the books of Subsidiary | 172.19 | - | - | 172.19 | - | - | - | 172.19 | - |
| Total : | 78,957.21 | 18,053.82 | 87.92 | 96,923.11 | 24,665.54 | 4,200.37 | 60.58 | 54,291.67 | 68,117.77 |

(₹ In Lakhs)



NOTES FORMING PART OF CONSOLIDATED FINANCIAL STATEMENTS FOR THE YEAR ENDED MARCH 31, 2022 (Contd.)

Note 3 : Capital work in progress

(₹ In Lakhs)

| Particulars | As at March 31, 2022 | As at March 31, 2021 |
|--|-------------------------|-------------------------|
| Expansion Project - at the beginning of the year | 17,327.57 | 4,626.67 |
| Expenditure incurred during the year | 14,006.86 | 12,700.90 |
| At the end of the year | 31,334.43 | 17,327.57 |
| Less: Commissioned during the year | 17,240.85 | 0.00 |
| Total | 14,093.58 | 17,327.57 |

Note 4 : Others

(₹ In Lakhs)

| Particulars | As at March 31, 2022 | As at March 31, 2021 |
|--|-------------------------|-------------------------|
| (i) Security Deposits | | |
| Deposit with Government Departments | 440.86 | 439.14 |
| Others-Security Deposits | 78.23 | 54.05 |
| (ii) Bank deposits with more than 12 months maturity | | |
| Balance with Scheduled Banks | | |
| In Margin money deposits (towards guarantees issued by banks.) | 80.21 | 97.90 |
| (iii) others(to be specified); | | |
| Corporate guarantee - Subsidiary | | |
| Total (A) | 599.30 | 591.09 |

Note 5: Other non-current assets

(₹ In Lakhs)

| Particulars | As at March 31, 2022 | As at March 31, 2021 |
|--------------------------------|-------------------------|-------------------------|
| Advances towards Capital Goods | 460.04 | 1,081.51 |
| Preliminary Expenses | - | 32.63 |
| Total | 460.04 | 1,114.14 |

Note 6 : Inventories

(₹ In Lakhs)

| Particulars | As at March 31, 2022 | As at March 31, 2021 |
|--|-------------------------|-------------------------|
| [As verified, valued and certified by the Management] | | |
| Raw Material | 6,426.27 | 4,225.02 |
| Work-in-Process | 2,584.43 | 245.50 |
| Finished Goods | 6,820.91 | 3,771.43 |
| Goods-in-transit / at Bonded Warehouse | 4,107.88 | 1,153.25 |
| Housekeeping, Kitchen, Stewarding | 54.21 | 50.10 |
| Food & Beverages | 22.80 | 24.14 |
| Stores, Spares | 887.90 | 667.13 |
| Packing Materials | 363.12 | 329.32 |
| Fuel & Others etc. | 968.31 | 527.91 |
| Total | 22,235.83 | 10,993.80 |

Note 7 : Investments

(₹ In Lakhs)

| Particulars | As at March 31, 2022 | As at March 31, 2021 |
|-----------------------------|-------------------------|-------------------------|
| Others | | |
| National Saving Certificate | 0.10 | 0.10 |
| Total | 0.10 | 0.10 |

NOTES FORMING PART OF CONSOLIDATED FINANCIAL STATEMENTS FOR THE YEAR ENDED MARCH 31, 2022 (Contd.)

Note 8 : Trade Receivables

(₹ In Lakhs)

| Particulars | As at March 31, 2022 | As at March 31, 2021 |
|---|-------------------------|-------------------------|
| (a) Trade Receivables considered good - Secured; | - | - |
| (b) Trade Receivables considered good - Unsecured and considered good; | | |
| Related Parties | - | - |
| Others | 58,814.57 | 30,565.82 |
| (c) Trade Receivables which have significant increase in Credit Risk; and | - | - |
| (d) Trade Receivables - credit impaired. | - | - |
| Total | 58,814.57 | 30,565.82 |

Note 9 : Cash and cash equivalents

(₹ In Lakhs)

| Particulars | As at March 31, 2022 | As at March 31, 2021 |
|---|-------------------------|-------------------------|
| Cash in hand | 2.28 | 0.56 |
| Balance with Scheduled Banks | | |
| In current accounts | 341.18 | 388.85 |
| Balance to the Credit of the company in Cash Credit Accounts | 2,969.18 | 1,342.82 |
| Total | 3,312.64 | 1,732.23 |

Note 10 : Bank balance

(₹ In Lakhs)

| Particulars | As at March 31, 2022 | As at March 31, 2021 |
|-------------------------------------|-------------------------|-------------------------|
| A) Amines division | | |
| Balance with Scheduled Banks | | |
| Term Deposit | 500.00 | - |
| In Margin money deposits | 1,343.28 | 232.09 |
| Total | 1,843.28 | 232.09 |

Note 11 : Other current Assets

(₹ In Lakhs)

| Particulars | As at March 31, 2022 | As at March 31, 2021 |
|--|-------------------------|-------------------------|
| Balance with Revenue Authorities | 1,223.54 | 2,966.14 |
| Advances to Suppliers | 2,660.13 | 2,748.40 |
| Employees' advances | 7.39 | 16.29 |
| Income Tax Refund Receivable | 228.57 | 228.57 |
| Tax Paid against disputed demand (A.Y. 2013-14) | 19.98 | 19.98 |
| Tax Paid against disputed demand (A.Y. 2014-15) | 231.08 | 231.08 |
| Tax Paid against disputed demand (A.Y. 2016-17) | 9.25 | 9.25 |
| Tax Paid against disputed demand (A.Y. 2017-18) | 29.31 | 29.31 |
| Tax Paid against disputed demand (A.Y. 2019-20) | 1.96 | 1.96 |
| Deposit Against disputed TDS demand (A.Y. 2018-19) | 4.28 | - |
| Deposit Against disputed TDS demand (A.Y. 2019-20) | 7.01 | - |
| Others - Unsecured, considered good | 285.41 | 411.99 |
| Total | 4,707.91 | 6,662.97 |



NOTES FORMING PART OF CONSOLIDATED FINANCIAL STATEMENTS FOR THE YEAR ENDED MARCH 31, 2022 (Contd.)

Note 12 : Equity share capital

(₹ In Lakhs)

| Particulars | As at March 31, 2022 | As at March 31, 2021 |
|---|-------------------------|-------------------------|
| a. Authorised | | |
| At the beginning of the year | 4,550.00 | 4,550.00 |
| 22,75,00,000 Equity Shares of Rs. 2/- each. | | |
| At the end of the year | 4,550.00 | 4,550.00 |
| b. Movements in paid up capital | | |
| At the beginning of the year | 648.02 | 648.02 |
| Changes during the year | - | - |
| At the end of the year | 648.02 | 648.02 |

Note 13: Other Equity - Reserves and Surplus

(₹ In Lakhs)

| Particulars | As at March 31, 2022 | As at March 31, 2021 |
|---|-------------------------|-------------------------|
| a) Capital Reserves | 6.21 | 6.21 |
| b) Share Premium Account | 569.61 | 569.61 |
| c) State Subsidy | 297.90 | 297.90 |
| Total A | 873.72 | 873.72 |
| d) General Reserve | | |
| At the beginning of the year | 9,733.32 | 7,416.21 |
| Add : Transfer from statement of Profit and Loss | 3,078.70 | 2,317.11 |
| Total B | 12,812.02 | 9,733.32 |
| e) Balance in Statement of Profit and Loss brought forward from previous year | 78,183.92 | 56,876.19 |
| Add : Profit for the year | 36,841.88 | 23,819.25 |
| Less : (i) Transfer to General Reserve | 3,078.70 | 2,317.11 |
| (ii) Final Dividend 2019-20 | - | 194.41 |
| (iii) Dividend FY 2020-21 | 1,296.04 | - |
| Balance in Statement of Profit and Loss at the end of year Total C | 1,10,651.06 | 78,183.92 |
| Total other equity (A + B + C) | 1,24,336.80 | 88,790.96 |

Note 14: Borrowings

(₹ In Lakhs)

| Particulars | As at March 31, 2022 | As at March 31, 2021 |
|-------------------------------|-------------------------|-------------------------|
| 1. Secured Term Loan | | |
| (i) HDFC Bank Limited | 4,318.18 | 6,136.36 |
| (ii) Bank of Baroda | 1,439.25 | 2,348.54 |
| 2. Unsecured Term Loan | | |
| From Other Parties | | |
| A.Prathap Reddy | - | 400.00 |
| Total | 5,757.43 | 8,884.90 |

The term loan borrowings relate to the subsidiary. These are secured by first charge in all the fixed assets of the subsidiary, both present and future. The directors of the company viz, Sri A.Prathap Reddy, Sri N.Rajeshwar Reddy, Sri D.Ram Reddy, Sri G.Hemanth Reddy and Sri A Srinivas Reddy have provided personal guarantees. In addition to the above the parent company has provided corporate Guarantees to an extent ₹ 250 Crs. to the terms lenders. There are no term loan borrowings in parent company. The particulars relating to these borrowings are given in Note 1-VI-20

NOTES FORMING PART OF CONSOLIDATED FINANCIAL STATEMENTS FOR THE YEAR ENDED MARCH 31, 2022 (Contd.)

Note 15: Trade payables

(₹ In Lakhs)

| Particulars | As at March 31, 2022 | As at March 31, 2021 |
|---|-------------------------|-------------------------|
| (A) total outstanding dues of micro enterprises and small enterprises; and | - | - |
| (B) total outstanding dues of creditors other than micro enterprises and small enterprises. | | |
| Amines Division-Creditors for Capital Goods | 1,426.42 | 1,677.61 |
| Rental Deposit | 92.95 | 89.24 |
| Total | 1,519.37 | 1,766.85 |

Note 16: Other financial liabilities

(₹ In Lakhs)

| Particulars | As at March 31, 2022 | As at March 31, 2021 |
|-------------------------|-------------------------|-------------------------|
| Deposits from Customers | 40.60 | 48.60 |
| Advance from Customers | - | 238.72 |
| Total | 40.60 | 287.32 |

NOTE 17: Deferred Tax Liabilities / Assets

(₹ In Lakhs)

| Particulars | As at March 31, 2022 | As at March 31, 2021 |
|---|-------------------------|-------------------------|
| Beginning of the year relating to the fixed assets | 4,724.36 | 4,372.91 |
| Total | 4,724.36 | 4,372.91 |
| Add / (Less): Timing difference arising during the year on account of depreciation | 2,050.54 | 351.45 |
| Deferred Tax Liability (Net) | 6,774.90 | 4,724.36 |

Deferred tax liabilities provided for relate to Property Plant & Equipment and other tangible assets. The company does not have any asset accounted at fair value or any other asset that requires adjustments.

Note 18: Other non-current liabilities

(₹ In Lakhs)

| Particulars | As at March 31, 2022 | As at March 31, 2021 |
|----------------------------------|-------------------------|-------------------------|
| Deferred Revenue Export Benefits | 97.87 | 96.85 |
| Total | 97.87 | 96.85 |

Note 19: Borrowings

(₹ In Lakhs)

| Particulars | As at March 31, 2022 | As at March 31, 2021 |
|--|-------------------------|-------------------------|
| a. Secured | | |
| Towards working capital - Repayable on demand | | |
| (i) State Bank of India * | 79.12 | - |
| (ii) HDFC Bank * | 1,500.00 | 1,094.52 |
| (iii) Bank of Baroda * | - | - |
| * Includes sub limit of demand Loan | | |
| Total | 1,579.12 | 1,094.52 |

The particulars relating to these borrowings are given in Note 1-VI-21.



NOTES FORMING PART OF CONSOLIDATED FINANCIAL STATEMENTS FOR THE YEAR ENDED MARCH 31, 2022 (Contd.)

Note 20: Trade payables

(₹ In Lakhs)

| Particulars | As at March 31, 2022 | As at March 31, 2021 |
|---|-------------------------|-------------------------|
| (A) total outstanding dues of micro enterprises and small enterprises; and | 1,792.59 | 670.58 |
| (B) total outstanding dues of creditors other than micro enterprises and small enterprises. | | |
| Creditors for raw materials & others | 15,849.81 | 7,009.02 |
| Total | 17,642.40 | 7,679.60 |

Note 21: Other financial liabilities

(₹ In Lakhs)

| Particulars | As at March 31, 2022 | As at March 31, 2021 |
|---|-------------------------|-------------------------|
| Advance from Customers | | |
| Amines Division | 215.87 | 245.73 |
| Hotel Division | 29.49 | - |
| Current maturities of long term debt from banks payable within twelve months | | |
| (i) HDFC Bank | 1,818.18 | 1,818.18 |
| (ii) Bank of Baroda | 909.00 | 909.00 |
| Interest accrued but not due on borrowings | 32.80 | 35.18 |
| Current maturities of finance lease obligations | 1.16 | 0.09 |
| Total | 3,006.50 | 3,008.18 |

Note 22: Other Current liabilities

(₹ In Lakhs)

| Particulars | As at March 31, 2022 | As at March 31, 2021 |
|------------------------------------|-------------------------|-------------------------|
| Statutory Dues | | |
| Goods & Service Tax | 156.95 | 343.81 |
| Tax Collected & Deducted at Source | 31.73 | 16.91 |
| Value Added Tax | 2.45 | 0.67 |
| Total | 191.13 | 361.39 |

Note 23: Provisions

(₹ In Lakhs)

| Particulars | As at March 31, 2022 | As at March 31, 2021 |
|---------------------------|-------------------------|-------------------------|
| Salaries | 221.49 | 198.11 |
| Provident Fund | 43.54 | 38.53 |
| Employees State Insurance | 3.97 | 3.04 |
| Remuneration to Directors | 4,466.92 | 3,218.66 |
| Electricity Charges | 296.26 | 329.65 |
| Others - expenses | 512.02 | 213.88 |
| Total | 5,544.20 | 4,001.87 |

Note 24: Current Tax Liabilities

(₹ In Lakhs)

| Particulars | As at March 31, 2022 | As at March 31, 2021 |
|---------------------------|-------------------------|-------------------------|
| Provision for Current Tax | 13,837.75 | 8,135.00 |
| Total | 13,837.75 | 8,135.00 |

NOTES FORMING PART OF CONSOLIDATED FINANCIAL STATEMENTS FOR THE YEAR ENDED MARCH 31, 2022 (Contd.)

Note 25 : Revenue From Operations

(₹ In Lakhs)

| Particulars | For the Period ended March 31, 2022 | For the Period ended March 31, 2021 |
|---|---|---|
| Sale of Aliphatic Amines, Speciality Chemicals, Derivatives of Amines and CFL Lamps.(including Export Benefits) | 2,32,035.23 | 1,31,145.51 |
| Total Revenue from operations (Net) | 2,32,035.23 | 1,31,145.51 |

Note 26 : Other Income

(₹ In Lakhs)

| Particulars | For the Period ended March 31, 2022 | For the Period ended March 31, 2021 |
|---------------------------------------|---|---|
| Income from Wind Electric Generator | 169.07 | 106.72 |
| Interest on Margin Money Deposit | 36.00 | 41.23 |
| Interest on Security Deposit | 19.87 | 16.39 |
| Profit on Sale of Fixed Assets | 10.73 | 19.34 |
| Profit on Redemption of Mutual Fund | 3.36 | 77.41 |
| Rent Receipt | 171.61 | 77.72 |
| Sales Tax Refund and interest thereon | 5.43 | - |
| State Subsidy Received | 258.62 | 266.69 |
| Refund of Stamp Duty | 2.48 | - |
| Reimbursement of Expenses | 38.44 | - |
| Miscellaneous Income | 8.95 | 1.91 |
| Total | 724.56 | 607.41 |

Note 27 : Cost of material consumed

(₹ In Lakhs)

| Particulars | For the Period ended March 31, 2022 | For the Period ended March 31, 2021 |
|----------------------------------|---|---|
| Opening Stock | 4,299.26 | 1,931.73 |
| Add: Purchases | | |
| Raw Material - Domestic | 63,822.45 | 36,265.02 |
| Raw Material - Imports CIF Value | 66,022.57 | 27,682.73 |
| Sub- Total | 1,34,144.28 | 65,879.48 |
| Less : Closing Stock | 6,503.28 | 4,299.26 |
| Net Total (A + B) | 1,27,641.00 | 61,580.22 |

Note 28 : Changes in Inventories of Finished Goods & Work in Process

(₹ In Lakhs)

| Particulars | For the Period ended March 31, 2022 | For the Period ended March 31, 2021 |
|---|---|---|
| (a) Opening Stock | | |
| Finished Goods | 3,771.43 | 3,326.81 |
| Work-in -process | 245.50 | 2,135.51 |
| Sub- Total (a) | 4,016.93 | 5,462.32 |
| (b) Closing Stock | | |
| Finished Goods | 6,820.91 | 3,771.43 |
| Work-in -process | 2,584.43 | 245.50 |
| Sub- Total (b) | 9,405.34 | 4,016.93 |
| Difference of (a) and (b) Increase (-) / Decrease(+) | (5,388.41) | 1,445.39 |



NOTES FORMING PART OF CONSOLIDATED FINANCIAL STATEMENTS FOR THE YEAR ENDED MARCH 31, 2022 (Contd.)

Note 29 : Employee benefits

(₹ In Lakhs)

| Particulars | For the Period ended March 31, 2022 | For the Period ended March 31, 2021 |
|---|---|---|
| Salaries,Wages and other allowances | 3,397.23 | 2,790.84 |
| Remuneration to Directors | 4,680.06 | 3,425.98 |
| Bonus | 124.45 | 122.68 |
| Lockdown Incentive Reward | - | 68.29 |
| Premium towards Gratuity Scheme of LIC | 517.13 | 60.23 |
| Contribution to Provident Fund | 231.50 | 191.07 |
| Contribution to Employees State Insurance | 33.54 | 26.00 |
| Contribution to Labour Welfare Fund | 0.76 | 0.76 |
| Staff Welfare Expenses | 133.40 | 66.61 |
| Group Insurance Premium | 36.18 | 29.99 |
| Total | 9,154.25 | 6,782.45 |

Note 30 : Finance Cost

(₹ In Lakhs)

| Particulars | For the Period ended March 31, 2022 | For the Period ended March 31, 2021 |
|---|---|---|
| Interest on Working Capital Borrowings | 363.36 | 395.68 |
| Interest on Term Loan | 816.88 | 1,193.35 |
| Interest on Income Tax | 131.02 | - |
| Processing Charges | 90.68 | 101.37 |
| Interest Cost on Lease As Per IND AS116 | 0.12 | 0.06 |
| Bank Charges | 308.10 | 138.77 |
| Total | 1,710.16 | 1,829.23 |

Note 31: Other Expenses

(₹ In Lakhs)

| Particulars | For the Period ended March 31, 2022 | For the Period ended March 31, 2021 |
|--|---|---|
| A) Amines division | | |
| a) Manufacturing Expenses | | |
| i) Power and Fuel | 21,155.59 | 12,502.26 |
| ii) Stores, Spares Consumed | 1,714.80 | 992.04 |
| iii) Repairs & Maintenance - Plant & Machinery | 1,055.97 | 621.62 |
| iv) Repairs & Maintenance - Building & Other | 184.64 | 105.02 |
| v) Repairs & Maintenance - Kitchen Equipments | 0.83 | 0.06 |
| b) Selling & Distribution Expenses | | |
| i) Advertisement, Publicity & Sales Promotion | 850.46 | 553.01 |
| ii) Discount on Sales | 100.60 | 306.83 |
| iii) Outward Freight | 6,128.07 | 3,938.70 |
| iv) Packing & Forwarding | 4,480.55 | 3,273.62 |
| v) Other Selling & Distribution | 426.96 | 360.91 |

NOTES FORMING PART OF CONSOLIDATED FINANCIAL STATEMENTS FOR THE YEAR ENDED MARCH 31, 2022 (Contd.)

Note 31: Other Expenses (Contd.)

(₹ In Lakhs)

| Particulars | For the Period ended March 31, 2022 | For the Period ended March 31, 2021 |
|--|---|---|
| c) Administrative & General Expenses | | |
| i) Rent | 5.09 | 11.90 |
| ii) Rates & Taxes | 208.31 | 175.16 |
| iii) Repairs & Maintenance - Office Equipments | 12.13 | 6.40 |
| iv) Repairs & Maintenance - Furniture | 5.30 | 4.52 |
| v) Auditors Remuneration | | |
| - As Auditors | 40.02 | 25.33 |
| - Tax Audit Fees | 5.68 | 0.68 |
| vi) Premium in respect of "Employer-Employees Policy" | 489.83 | 134.70 |
| vii) Other Expenses | 929.37 | 798.31 |
| viii) Preliminary Expenses Written Off | 32.63 | 10.88 |
| d) Insurance | | |
| i) Plant & Machinery & Building | 135.74 | 106.90 |
| ii) Wind Electric Generator | 5.28 | 4.87 |
| iii) Raw Material & Finished Goods | 80.02 | 58.75 |
| iv) Cash In Transit | 0.17 | 0.07 |
| v) Loss of Profit | 44.48 | 39.14 |
| vi) Motor Vehicle | 8.63 | 8.47 |
| vii) Public Liability Act | 10.89 | 6.74 |
| e) Foreign Exchange Fluctuations Loss / (Gain) | (1,074.04) | (528.73) |
| f) Research & Development Expenses | 56.04 | 94.42 |
| g) Expenditure on Corporate Social Responsibility | 425.02 | 374.06 |
| h) Operator's Management & Incentives Fees | 94.54 | 28.35 |
| Total | 37,613.60 | 24,014.99 |

Notes 1 to 31 form part of Financial Statements

As per our report of even date
For **Ayyadevara & Co.,**
Chartered Accountants
FRN: 000278S

For and on behalf of Board of Directors

Ayyadevara Srinivas
Proprietor
ICAI Membership No. 028803
Hyderabad, May 11, 2022.
UDIN: 22028803AJWFMA5285

A Prathap Reddy
Executive Chairman
DIN 00003967

G Hemanth Reddy
Whole Time Director & CFO
DIN 00003868

Lakhan Dargad
Company Secretary

Corporate Information

Board of Directors

| | |
|------------------------|---------------------------|
| Mr. A. Prathap Reddy | Executive Chairman |
| Mr. D. Ram Reddy | Managing Director |
| Mr. N. Rajeshwar Reddy | Joint Managing Director |
| Mr. A. Srinivas Reddy | Whole-time Director |
| Mr. G. Hemanth Reddy | Whole-time Director & CFO |
| Mr. T. Naveena Chandra | Independent Director |
| Mr. C.S.N. Murthy | Independent Director |
| Mr. Kashinath R. Dhole | Independent Director |
| Mr. M. Amarender Reddy | Independent Director |
| Mrs. Vimala B. Madon | Independent Director |

Company Secretary and Compliance Officer

Ms. Soniya Nilesh Mahajan

(From 30th June, 2021 to 27th October, 2021)

Mr. Lakhan Suganchand Dargad

(w.e.f 27th October, 2021)

Audit Committee

| | |
|------------------------|----------|
| Mr.T.Naveena Chandra | Chairman |
| Mr. M. Amarender Reddy | Member |
| Mr. C.S.N. Murthy | Member |

Stakeholders' Relationship Committee

| | |
|------------------------|----------|
| Mr. M. Amarender Reddy | Chairman |
| Mr. A. Prathap Reddy | Member |
| Mr. G. Hemanth Reddy | Member |

Research & Development Committee

| | |
|------------------------|----------|
| Mr. A. Prathap Reddy | Chairman |
| Mr. N. Rajeshwar Reddy | Member |
| Mr. A. Srinivas Reddy | Member |

Nomination and Remuneration Committee

| | |
|------------------------|----------|
| Mr. M. Amarender Reddy | Chairman |
| Mr. T. Naveena Chandra | Member |
| Mrs. Vimala B. Madon | Member |

Corporate Social Responsibility Committee

| | |
|------------------------|----------|
| Mr. Kashinath R. Dhole | Chairman |
| Mr. N. Rajeshwar Reddy | Member |
| Mr. D. Ram Reddy | Member |

Risk Management Committee

| | |
|------------------------|----------|
| Mr. C.S.N. Murthy | Chairman |
| Mr. N. Rajeshwar Reddy | Member |
| Mr. G. Hemanth Reddy | Member |
| Mr. M. Amarender Reddy | Member |

Offices

Registered Office

Balaji Towers No. 9/1A/1, Hotgi Road, Asara Chowk,
Solapur – 413224, Maharashtra, India

Administrative Office

47, Kavuri Hills, Hyderabad - 500 033

Factories

Unit 1

Tamalwadi Village, Taluka-Tuljapur, Osmanabad- 413
623, Maharashtra

Unit 2

Plot No. 4 & 5, Beside Sub-Station 2, IDA Bollaram,
Sangareddy-502 325

Unit 3

Plot No. E-7 & 8, Chincholi MIDC, Taluka Mohol,
Solapur-413 255, Maharashtra

Unit 4

Plot No. F-104, Chincholi MIDC, Taluka Mohol,
Solapur-413 255, Maharashtra

Unit 5

Nandi Kandi, Sadasivpet, Sangareddy-502 001, Telangana

Hotel Division

Balaji Sarovar Premiere

Survey No. 9/1A/1, Asara Chowk, Hotgi Road,
Solapur-413 224, Maharashtra

Statutory Auditors

M/s. Ayyadevara & Co.

Chartered Accountants,

No. 1-2-386/A/1, Gagan Mahal Colony,
Hyderabad-500 029, Telangana

Secretarial Auditors

M/s. P. S. Rao & Associates

Company Secretaries

Flat No. 10, 4th Floor, # 6-3-347/22/2, Ishwarya Nilayam,
Dwarakapuri Colony, Panjagutta,
Hyderabad-500 082, Telangana

Cost Accountant

Mr. Narayan D. Dontul

Practising Cost Accountant,

235/72, Telangi Pacha Peth, Solapur - 413005, Maharashtra.

Bankers

State Bank of India

HDFC Bank Limited

Bank of Baroda

Share Transfer Agents

Venture Capital and Corporate Investments Pvt. Limited

12-10-167, Bharatnagar, Hyderabad-500 018, Telangana

Ph: 040-23818475/476; Fax: 040-23868024;

Email: info@vccilindia.com



An ISO 9001 2015 Company
CIN : L24132MH1988PLC049387

Registered office:
Balaji Towers
No. 9/1A/1, Hotgi Road Asara Chowk,
Solapur Maharashtra, India-413 224

Administrative Office:
47, Kavuri Hill,
Hyderabad-500 033

The logo for Balaji Sarovar Premiere features a stylized infinity symbol above the text "BALAJI SAROVAR PREMIERE".

BALAJI
SAROVAR PREMIERE

A Division of Balaji Amines Limited
Solapur's first world class luxury destination!

A Poolside view of Balaji Sarovar Premiere, Solapur

connect | +91 9830935937