



NEOGEN
CHEMICALS LTD.

November 7, 2020

BSE Limited Department of Corporate Services Floor 25, Phiroze Jeejeebhoy Towers, Dalal Street, Mumbai 400 001 Scrip Code No: 542665	National Stock Exchange of India Limited Listing Department, Exchange Plaza, Bandra Kurla Complex, Bandra (East), Mumbai – 400 051 Company Symbol: NEOGEN
--	---

Dear Sir/Madam,

Sub: Outcome of Board Meeting held on Saturday, November 7, 2020.

With reference to the captioned subject and in compliance with the SEBI (Listing Obligations and Disclosure Requirements) Regulation, 2015 (Listing Regulations), this is to inform you that at the meeting of the Board of Directors of the Company which commenced at 5.30 p.m. and concluded at 8.15 p.m. today i.e. Saturday, November 7, 2020, the Un-audited Financial Results (Standalone & Consolidated) of the Company for the quarter and half year ended September 30, 2020, pursuant to Regulation 33 of the Listing Regulations along with the Limited Review Report thereon as submitted by the Statutory Auditors of the Company and duly reviewed and recommended by the Audit Committee was approved by the Board. The same is enclosed herewith.

Kindly take the above information on your records.

Yours faithfully,

For Neogen Chemicals Limited

Unnati Kanani
Company Secretary & Compliance Officer
Membership No: ACS 35131

Encl.: Un-audited Financial Results (Standalone & Consolidated) of the Company along with Limited Review Report for the quarter and half year ended September 30, 2020.



**Independent Auditors' Limited Review Report on unaudited standalone
quarterly and year to date results of the Company**

Review report to

The Board of Directors

Neogen Chemicals Limited

We have reviewed the accompanying statement of unaudited financial results of **Neogen Chemicals Limited** ("the Company") for the quarter ended September 30, 2020 ("the Statement") attached herewith, being submitted by the Company pursuant to the requirement of Regulations 33 of the SEBI (Listing Obligations and Disclosure Requirements) Regulations, 2015 ("the Regulations") as amended.

This statement is the responsibility of the Company's Management and approved by the Board of Directors has been prepared in accordance with recognition and measurement principles laid down in Indian Accounting Standard 34 Interim Financial Reporting (Ind AS-34) as prescribed under section 133 of the Companies Act 2013, read with relevant rules issued thereunder and other accounting principles generally accepted in India, . Our responsibility is to issue a report on these financial statements based on our review.

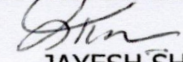
We conducted our review of the Statement in accordance with the Standard on Review Engagements (SRE) 2410 "Review of Interim Financial Information Performed by the Independent Auditor of the Entity", issued by the Institute of Chartered Accountants of India. This standard requires that we plan and perform the review to obtain moderate assurance as to whether the financial statements are free of material misstatement. A review is limited primarily to inquiries of company personnel and analytical procedures applied to financial data and thus provides less assurance than an audit. We have not performed an audit and accordingly, we do not express an audit opinion.

Based on our review conducted as above, nothing has come to our attention that causes us to believe that the accompanying statement of unaudited financial results prepared in accordance with applicable accounting standards and other recognized accounting practices and policies has not disclosed the information required to be disclosed in terms of Regulation 33 of the SEBI (Listing Obligations and Disclosure Requirements) Regulations, 2015 including the manner in which it is to be disclosed, or that it contains any material misstatement.

For **JMT & Associates**

Chartered Accountants

FRN No. 104167W


JAYESH SHAH

Partner

Membership No. 039910



UDIN : 20039910AAAAEA8191

Mumbai, November 7, 2020

Statement of Standalone Unaudited Financial Results for the Quarter and Half year ended Sept 30, 2020

(Rs. in Lacs)

Sr. No.	Particulars	Standalone					For the Year Ended 31 Mar 2020 Audited
		For the Quarter Ended			For the Half year ended		
		30 Sept 2020	30 June 2020	30 Sept 2019	30 Sept 2020	30 Sept 2019	
		Unaudited	Unaudited	Unaudited	Unaudited	Unaudited	
I	Income						
	(a) Revenue from operations	8,195.03	7,659.06	7,708.59	15,854.09	14,152.77	30,612.17
	(b) Other income	22.72	15.90	6.58	38.62	15.65	32.71
	Total Income	8,217.75	7,674.96	7,715.17	15,892.71	14,168.42	30,644.88
II	Expenses						
	(a) Cost of materials consumed	4,388.04	4,350.67	5,349.47	8,738.71	10,575.37	22,770.96
	(b) Changes in inventories of finished goods, work-in progress and stock-in-trade	409.16	389.75	(631.82)	798.91	(2,032.72)	(4,361.23)
	(c) Employee benefits expense	543.31	466.48	465.65	1,009.79	856.05	1,724.74
	(d) Finance costs	369.28	331.52	262.64	700.80	581.53	1,192.51
	(e) Depreciation and Amortization Expense	168.76	159.21	126.74	327.97	217.55	524.14
	(f) Other Expenses	1,310.31	1,096.73	1,049.91	2,407.04	2,128.69	4,672.49
	Total Expenses	7,188.86	6,794.36	6,622.58	13,983.22	12,326.47	26,523.61
III	Profit/(loss) before taxes (I-II)	1,028.89	880.60	1,092.59	1,909.49	1,841.94	4,121.27
IV	Income Tax						
	1. Current Tax	229.00	181.00	250.00	410.00	480.00	1,148.50
	2. Deferred Tax	59.22	84.93	70.22	144.15	40.46	95.53
V	Profit for the period (III-IV)	740.67	614.67	772.37	1,355.34	1,321.49	2,877.24
VI	Other comprehensive income						
	i) Items that will not be reclassified to profit or loss	(1.08)	7.61	(27.91)	6.53	(34.29)	(74.20)
	(ii) Income tax related to items that will not be reclassified to profit or loss	0.31	(2.22)	8.09	(1.90)	9.94	21.61
	Total Other comprehensive (expense)/ income, net of tax	(0.77)	5.39	(19.82)	4.63	(24.34)	(52.59)
VII	Total comprehensive income for the period (V + VI)	739.90	620.06	752.54	1,359.97	1,297.14	2,824.65
VIII	Paid up equity Share Capital (Face Value per share of Rs. 10/- each)	2,333.46	2,333.46	2,333.46	2,333.46	2,333.46	2,333.46
IX	Earnings Per Share Rs.						
	Basic & Diluted	3.17*	2.63*	3.21*	5.81*	5.56*	12.33
	*Not Annualised						

For and on behalf of Board of Directors

Place : Thane , India
Date : 7th November , 2020

HARIDAS KANANI
Chairman & Managing Director
DIN : 00185487

Notes:

1. The above unaudited financial results of the Company for the quarter and half year ended September 30, 2020 were reviewed by the Audit Committee and approved by the Board of Directors at their meeting held on November 7, 2020.
2. In order to continue and to maintain the operations during lock down, various changes in employee transport, additional incentives for employees and contract workers, insurance benefits were provided by the company. In addition, systems were put in place to ensure proper sanitation and social distancing norms for the company. The total direct impact of the same for the half year ended 30th September 2020 was increase in expense of Rs. 62.87 lacs in Employee benefits expense and Rs. 78.58 lacs in other expenses.

The future impact of Covid-19 on the operations and financials of the Company depends on future developments that are uncertain and un-predictable. The company is continuously monitoring the economic conditions and has outlined certain measures to combat the pandemic situation and to minimize the impact on its business.

3. Previous period / year's figures have been regrouped/rearranged where necessary.
4. The company is in the business of manufacturing of specialty chemicals and accordingly has one reportable business segment
5. For more details on results, visit investor center section of the Company's website at www.neogenchem.com and financial result under corporates section of Stock Exchange's Website at www.nseindia.com and www.bseindia.com.

For and on behalf of Board of Directors

Place : Thane , India
Date : 7th November , 2020

HARIDAS KANANI
Chairman & Managing Director
DIN : 00185487



NEOGEN
CHEMICALS LTD.

NEOGEN CHEMICALS LIMITED.
(CIN : L24200MH1989PLC050919)

Statement of Standalone Unaudited Balance Sheet As At September 30, 2020

(₹ in Lakhs)

	Standalone	
	Unaudited As at 30/09/2020	Audited As at 31/03/2020
ASSETS		
(1) Non-current assets		
(a) Property, plant and equipment	11,192.70	10,372.21
(b) Right to Use Assets	547.99	650.33
(c) Capital work-in-progress	2,433.20	269.33
(d) Intangible assets	33.97	31.57
(e) Financial assets		
(i) Investments	45.00	45.00
(ii) Other financial assets	622.22	588.47
(f) Other non-current assets	435.65	406.96
Total Non-current Assets	15,310.73	12,363.87
(2) Current Assets		
(a) Inventories	12,524.41	12,987.06
(b) Financial assets		
(i) Trade receivables	6,275.04	7,522.91
(ii) Cash and cash equivalents	90.85	56.02
(iii) Bank balances other than (ii) above	96.19	92.18
(iv) Loans	68.70	63.72
(v) Other current financial assets	1,319.54	25.72
(c) Other current assets	3,164.10	2,422.21
Total Current Assets	23,538.83	23,169.82
TOTAL ASSETS	38,849.56	35,533.69
EQUITY AND LIABILITIES		
(1) Equity		
(a) Equity share capital	2,333.46	2,333.46
(b) Other equity	14,656.69	13,339.77
Total Equity	16,990.15	15,673.23
(2) Non-current liabilities		
(a) Financial liabilities		
- Borrowings	4,471.55	3,035.63
- Other Non-current Financial Liabilities	830.04	918.78
(b) Long Term Provisions	312.75	357.59
(c) Deferred tax liabilities (net)	707.86	561.81
Total Non-current Liabilities	6,322.20	4,873.81
(3) Current liabilities		
(a) Financial liabilities		
(i) Borrowings	8,427.70	10,193.89
(ii) Trade payables	5,309.38	3,585.11
(iii) Other financial liabilities	1,575.82	1,004.55
(b) Other current liabilities	102.32	58.31
(c) Short-term provisions	121.99	144.79
Total Current liabilities	15,537.21	14,986.65
Total Liabilities	21,859.41	19,860.46
TOTAL EQUITY AND LIABILITIES	38,849.56	35,533.69

For and on behalf of Board of Directors

Place : Thane , India

Date : 7th November , 2020

HARIDAS KANANI

Chairman & Managing Director

DIN: 00185487



Statement of Standalone Unaudited Cash Flow for the Half Year ended Sept 30, 2020

(Rs. In Lacs)

Particulars		For the Half Year Ended	For the Half Year Ended
		30 September 2020	30 September 2019
A)	CASH FLOW FROM OPERATING ACTIVITIES		
	Net Profit/(loss) before extra - ordinary Items & tax	1,909.49	1,841.94
	Adjustments for:		
	Finance costs recognised in profit or loss	700.79	581.53
	Investment income recognised in profit or loss	(32.09)	(15.65)
	Net (gain)/loss arising on financial assets mandatorily measured at fair value through profit or loss	(61.10)	90.49
	Depreciation and amortisation of non-current assets	327.97	217.55
	Net foreign exchange (gain)/loss	397.06	0.00
	Operating profit before working capital changes Movement in working capital	3,242.12	2,715.86
	(Increase)/decrease in trade and other receivables	1,247.87	667.63
	(Increase)/decrease in inventories	462.65	(3,716.06)
	(Increase)/decrease in other assets	(2,098.15)	(638.97)
	Increase /(decrease) in trade and other payables	1,327.21	(26.19)
	Increase/(decrease) in provisions	0.00	121.00
	(Decrease)/increase in other liabilities	628.89	(298.92)
	Cash flow from/(utilised in) operating activities post working capital changes	1,568.47	(3,891.52)
	Income tax paid/Refunds (net)	(410.00)	(590.00)
	Net cash flow from/(utilised in) operating activities (A)	4,400.59	(1,765.65)
B)	CASH FLOWS FROM INVESTING ACTIVITIES		
	Interest received		
	- BANK & OTHERS	7.67	13.17
	- Other Income	24.43	2.48
	Amounts advanced to related parties	(4.99)	0.00
	Payments for property, plant and equipment	(1,148.45)	(486.45)
	Capital WIP	(2,163.87)	(524.57)
	Payments for intangible assets	(2.40)	0.00
	Net cash flow used in investing activities (B)	(3,287.61)	(995.38)
C)	CASH FLOWS FROM FINANCING ACTIVITIES		
	Proceeds from issue of equity instruments of the Company	0.00	6,216.51
	Proceeds from borrowings	2,863.68	98.37
	Repayment of borrowings	(3,193.95)	(2,560.63)
	Finance Cost	(700.80)	(581.53)
	Prior Period & other items / Taxes	(43.06)	(4.00)
	Dividends paid to owners of the Company	0.00	(350.02)
	Tax on Dividends	0.00	(79.57)
	Net cash flow from/(utilised in) financing activities (C)	(1,074.13)	2,739.13
	Net Increase/ (decrease) in cash and cash equivalents (A+B+C)	38.84	(21.90)
	Cash and cash equivalents at the beginning of the year	148.20	202.14
	Effects of exchange rate changes on the balance of cash held in foreign currencies	0.00	0.00
	Cash and cash equivalents at the end of the period	187.04	180.25
	Reconciliation of cash and cash equivalents as per the cash flow Statement		
	Cash and cash equivalents	90.85	19.28
	Bank Current Balance and Deposits	96.19	160.97
		187.04	180.25
	The above cash flow statement has been prepared under the indirect method as set out in Indian Accounting standard 7 "Statement of Cash Flows"		

For and on behalf of Board of Directors

Place : Thane ,India
Date : 7th November , 2020

HARIDAS KANANI
Chairman & Managing Director
DIN : 00185487




Independent Auditors' Limited Review Report on unaudited consolidated quarterly and year to date results of the Company

**TO THE BOARD OF DIRECTORS OF
NEOGEN CHEMICALS LIMITED**

1. We have reviewed the accompanying Statement of Consolidated Unaudited Financial Results of **NEOGEN CHEMICALS LIMITED** ("the Parent") and its subsidiaries/Join Venture (the Parent and its subsidiaries and Joint Ventures together referred to as "the Group"), and its share of the **net profit** after tax of its associates and joint ventures for the quarter ended **September 30, 2020** and for the period from April 1, 2020 to September 30, 2020 ("the Statement"), being submitted by the Parent pursuant to the requirement of Regulation 33 of the SEBI (Listing Obligations and Disclosure Requirements) Regulations, 2015, as amended. Attention is drawn to the fact that the consolidated figures for the corresponding quarter ended and the corresponding period from April 1, 2019 to September 30, 2019 under equity method for joint ventures, as reported in these financial results have been approved by the Parent's Board of Directors, but have not been subjected to review.
2. This Statement, which is the responsibility of the Parent's Management and approved by the Parent's Board of Directors, has been prepared in accordance with the recognition and measurement principles laid down in Indian Accounting Standard 34 "Interim Financial Reporting" ("Ind AS 34"), prescribed under Section 133 of the Companies Act, 2013, and other accounting principles generally accepted in India. Our responsibility is to express a conclusion on the Statement based on our review.
3. We conducted our review of the Statement in accordance with the Standard on Review Engagements (SRE) 2410 "Review of Interim Financial Information Performed by the Independent Auditor of the Entity", issued by the Institute of Chartered Accountants of India. A review of interim financial information consists of making inquiries, primarily of persons responsible for financial and accounting matters, and applying analytical and other review procedures. A review is substantially less in scope than an audit conducted in accordance with Standards on Auditing and consequently does not enable us to obtain assurance that we would become aware of all significant matters that might be identified in an audit. Accordingly, we do not express an audit opinion.

We also performed procedures in accordance with the circular issued by the SEBI under Regulation 33 (8) of the SEBI (Listing Obligations and Disclosure Requirements) Regulations, 2015, as amended, to the extent applicable.



4. The Statement includes the results of the following entities:


List of Joint Venture

Dhara Fine chem Industries (Registered Partnership Firm)

5. Based on our review conducted and procedures performed as stated in paragraph 3 above and based on the consideration of the review reports of the branch auditors and other auditors referred to in paragraph 7 below, nothing has come to our attention that causes us to believe that the accompanying Statement, prepared in accordance with the recognition and measurement principles laid down in the aforesaid Indian Accounting Standard and other accounting principles generally accepted in India, has not disclosed the information required to be disclosed in terms of Regulation 33 of the SEBI (Listing Obligations and Disclosure Requirements) Regulations, 2015, as amended, including the manner in which it is to be disclosed, or that it contains any material misstatement.
6. We have reviewed the financial statements of Dhara Fine Chem Industries joint operations whose financial results of the entity included in the Group are accounted on equity method. In our opinion and according to the information and explanations given to us by the Management, the financial results of the Joint Venture are *not material* to the Group.

Our opinion on the statement is not modified in respect of the above matters.

UDIN : 20039910AAAAEA8191
Mumbai, November 7, 2020



For **JMT & Associates**

Chartered Accountants

FRN No. 104167W

JAYESH SHAH

Partner

Membership No. 039910

Statement of Consolidated Unaudited Financial Results for the Quarter and Half year ended Sept 30, 2020

(Rs. in Lacs)

Sr. No.	Particulars	Consolidated					For the Year Ended 31 Mar 2020 Audited
		For the Quarter Ended			For the Half year ended		
		30 Sept 2020	30 June 2020	30 Sept 2019	30 Sept 2020	30 Sept 2019	
		Unaudited	Unaudited	Unaudited	Unaudited	Unaudited	
I	Income						
	(a) Revenue from operations	8,195.04	7,659.06	7,708.59	15,854.09	14,152.77	30,612.17
	(b) Other income	3.40	4.79	4.51	8.20	7.44	9.92
	Total Income	8,198.44	7,663.85	7,713.10	15,862.29	14,160.21	30,622.09
II	Expenses						
	(a) Cost of materials consumed	4,388.04	4,350.67	5,349.47	8,738.71	10,575.37	22,770.96
	(b) Changes in inventories of finished goods, work-in progress and stock-in-trade	409.16	389.75	(631.82)	798.91	(2,032.72)	(4,361.23)
	(c) Employee benefits expense	543.31	466.48	465.65	1,009.79	856.05	1,724.74
	(d) Finance costs	369.28	331.52	262.64	700.80	581.53	1,192.51
	(e) Depreciation and Amortization Expense	168.76	159.21	126.74	327.97	217.55	524.15
	(f) Other Expenses	1,310.31	1,096.73	1,049.91	2,407.04	2,128.69	4,672.49
	Total Expenses	7,188.86	6,794.36	6,622.58	13,983.22	12,326.47	26,523.62
III	Income on Investment	16.52	8.17	0.01	24.69	2.49	11.21
IV	Profit/ (loss) before taxes (I -II + III)	1,026.10	877.66	1,090.52	1,903.76	1,836.23	4,109.68
V	Income Tax						
	1. Current Tax	229.00	181.00	250.00	410.00	480.00	1,148.50
	2. Deferred Tax	59.22	84.93	70.22	144.15	40.46	95.53
VI	Profit for the period (IV - V)	737.88	611.73	770.30	1,349.61	1,315.77	2,865.65
VII	Other comprehensive income						
	i) Items that will not be reclassified to profit or loss	(1.08)	7.61	(27.91)	6.53	(34.29)	(74.20)
	(ii) Income tax related to items that will not be reclassified to profit or loss	0.31	(2.22)	8.09	(1.90)	9.94	21.61
	Total Other comprehensive (expense)/ income, net of tax	(0.77)	5.39	(19.82)	4.63	(24.34)	(52.59)
VIII	Total comprehensive income for the period (VI + VII)	737.11	617.22	750.48	1,354.24	1,291.42	2,813.06
IX	Paid up equity Share Capital (Face Value per share of Rs. 10/- each)	2,333.46	2,333.46	2,333.46	2,333.46	2,333.46	2,333.46
X	Earnings Per Share Rs.						
	Basic & Diluted	3.16*	2.62*	3.21*	5.78*	5.53*	12.28
	*Not annualised						

For and on behalf of Board of Directors

Place: Thane, India
Date : 7th November , 2020

HARIDAS KANANI
Chairman & Managing Director
DIN : 00185487

Notes :

1. The above unaudited financial results of the Company for the quarter and half year ended September 30, 2020 were reviewed by the Audit Committee and approved by the Board of Directors at their meeting held on November 7, 2020.
2. In order to continue and to maintain the operations during lock down, various changes in employee transport, additional incentives for employees and contract workers, insurance benefits were provided by the company. In addition, systems were put in place to ensure proper sanitation and social distancing norms for the company. The total direct impact of the same for the half year ended 30th September 2020 was increase in expense of Rs. 62.87 lacs in Employee benefits expense and Rs. 78.58 lacs in other expenses.

The future impact of Covid-19 on the operations and financials of the Company depends on future developments that are uncertain and un-predictable. The company is continuously monitoring the economic conditions and has outlined certain measures to combat the pandemic situation and to minimize the impact on its business.
3. Previous period / year's figures have been regrouped/rearranged where necessary.
4. The company is in the business of manufacturing of specialty chemicals and accordingly has one reportable business segment
5. For more details on results, visit investor center section of the Company's website at www.neogenchem.com and financial result under corporates section of Stock Exchange's Website at www.nseindia.com and www.bseindia.com.

For and on behalf of Board of Directors

Place : Thane , India
Date : 7th November , 2020

HARIDAS KANANI
Chairman & Managing Director
DIN : 00185487



Statement of Consolidated Unaudited Balance Sheet As At September 30, 2020

(₹ in Lakhs)

	Consolidated	
	Unaudited	Audited
	As at 30/09/2020	As at 31/03/2020
ASSETS		
(1) Non-current assets		
(a) Property, plant and equipment	11,192.70	10,372.21
(b) Right to Use Assets	547.99	650.33
(c) Capital work-in-progress	2,433.20	269.33
(d) Intangible assets	33.97	31.57
(e) Financial assets		
(i) Investments	45.00	60.03
(ii) Other financial assets	622.22	588.47
(f) Other non-current assets	435.65	406.96
Total Non-current Assets	15,310.73	12,378.90
(2) Current Assets		
(a) Inventories	12,524.41	12,987.06
(b) Financial assets		
(i) Trade receivables	6,275.04	7,522.91
(ii) Cash and cash equivalents	90.85	56.02
(iii) Bank balances other than (ii) above	96.19	92.19
(iv) Other current financial assets	1,382.51	25.72
(c) Other current assets	3,164.10	2,422.21
Total Current Assets	23,533.10	23,106.11
TOTAL ASSETS	38,843.83	35,485.01
EQUITY AND LIABILITIES		
(1) Equity		
(a) Equity share capital	2,333.46	2,333.46
(b) Other equity	14,650.96	13,291.09
Total Equity	16,984.42	15,624.55
(2) Non-current liabilities		
(a) Financial liabilities		
- Borrowings	4,471.55	3,035.63
- Other Non-current Financial Liabilities	830.04	918.78
(b) Long Term Provisions	312.75	357.59
(c) Deferred tax liabilities (net)	707.86	561.81
Total Non-current Liabilities	6,322.20	4,873.81
(3) Current liabilities		
(a) Financial liabilities		
(i) Borrowings	8,427.70	10,193.89
(ii) Trade payables	5,309.38	3,585.11
(iii) Other financial liabilities	1,575.82	1,004.55
(b) Other current liabilities	102.32	58.31
(c) Short-term provisions	121.99	144.79
Total Current liabilities	15,537.21	14,986.65
Total Liabilities	21,859.41	19,860.46
TOTAL EQUITY AND LIABILITIES	38,843.83	35,485.01

For and on behalf of Board of Directors

Place : Thane , India
Date : 7th November , 2020

HARIDAS KANANI
Chairman & Managing Director
DIN: 00185487



Statement of Consolidated Unaudited Cash Flow for the Half Year ended Sept 30, 2020

(Rs. In Lacs)

Particulars		For the Half Year Ended	For the Half Year Ended
		30 September 2020	30 September 2019
A)	CASH FLOW FROM OPERATING ACTIVITIES		
	Net Profit/(loss) before extra - ordinary Items & tax	1,903.76	1,833.73
	Adjustments for:		
	Finance costs recognised in profit or loss	700.79	581.53
	Investment income recognised in profit or loss	(7.67)	(7.44)
	Net (gain)/loss arising on financial assets mandatorily measured at fair value through profit or loss	(61.10)	90.49
	Depreciation and amortisation of non-current assets	327.97	217.55
	Net foreign exchange (gain)/loss	397.06	0.00
	Operating profit before working capital changes Movement in working capital	3,260.81	2,715.86
	(Increase) / decrease in trade and other receivables	1,247.87	667.63
	(Increase)/decrease in inventories	462.65	(3,716.06)
	(Increase)/decrease in other assets	(2,098.15)	(632.17)
	Increase/(decrease) in trade and other payables	1,327.21	(26.19)
	Increase/(decrease) in provisions	0.00	121.00
	Increase /(Decrease) in other liabilities	628.88	(300.02)
	Cash flow from/(utilised in) operating activities post working capital changes	1,568.47	(3,885.80)
	Income tax paid/Refunds (net)	(410.00)	(590.00)
	Net cash flow from/(utilised in) operating activities (A)	4,419.28	(1,759.94)
B)	CASH FLOWS FROM INVESTING ACTIVITIES		
	Interest received		
	- BANK & OTHERS	7.67	7.45
	- Other Income	0.00	(0.01)
	Amounts advanced to related parties	0.74	0.00
	Payments for property, plant and equipment	(1,148.45)	(486.45)
	Capital WIP	(2,163.87)	(524.57)
	Proceeds from disposal of property, plant and equipment		
	Payments for intangible assets	(2.40)	0.00
	Net cashflow used in investing activities (B)	(3,306.31)	(1,003.59)
C)	CASH FLOWS FROM FINANCING ACTIVITIES		
	Proceeds from issue of equity instruments of the Company	0.00	6,219.00
	Proceeds from borrowings	2,863.68	98.37
	Repayment of borrowings	(3,193.95)	(2,560.63)
	Finance Cost	(700.80)	(581.53)
	Prior Period & other items / Taxes	(43.06)	(4.00)
	Dividends paid to owners of the Company	0	(350.02)
	Tax on Dividends	0	(79.57)
	Net cash flow from/(utilised in) financing activities (C)	(1,074.13)	2,741.63
	Net Increase/ (decrease) in cash and cash equivalents (A+B+C)	38.84	(21.90)
	Cash and cash equivalents at the beginning of the year	148.20	202.14
	Effects of exchange rate changes on the balance of cash held in foreign currencies	0.00	0.00
	Cash and cash equivalents at the end of the period	187.04	180.25
	Reconciliation of cash and cash equivalents as per the cash flow Statement		
	Cash and cash equivalents	90.85	19.28
	Bank Current Balance and Deposits	96.19	160.97
		187.04	180.25
	The above cash flow statement has been prepared under the indirect method as set out in Indian Accounting standard -7 "Statement of Cash Flows"		

For and on behalf of Board of Directors

Place : Thane ,India
Date : 7th November , 2020

HARIDAS KANANI
Chairman & Managing Director
DIN : 00185487