



RUSHIL

DECOR LIMITED

WE'LL MAKE IT

RDL/083/2021-22
Date: 14.02.2022

To,
National Stock Exchange of India Ltd.
Exchange Plaza,
Bandra – Kurla Complex,
Bandra (E), Mumbai – 400051
NSE EQUITY SYMBOL: RUSHIL

To,
BSE Limited
Phiroze Jeejeebhoy Towers,
Dalal Street,
Mumbai- 400001
BSE SCRIPT CODE: 533470

ISIN: INE573K01017

Sub: Submission of Q3 F.Y. 2021-22 Presentation.

Dear Sir / Madam,

We are enclosing herewith a copy of the Q3 F.Y. 2021-22 Presentation regarding the financial performance of the company and other highlights for the period ended on 31st December, 2021.

Please take the same in your records and do the needful.

Thanking you


Yours Faithfully,

For, Rushil Decor Limited



Hasmukh K. Modi
Company Secretary

Encl: as above



RUSHIL DÉCOR LTD., RUSHIL HOUSE, NEAR NEELKANTH GREEN BUNGALOW,
OFF SINDHU BHAVAN ROAD, SHILAJ, AHMEDABAD-380058, GUJARAT, INDIA.

REGD. OFFICE: S. NO. 125, NEAR KALYANPURA PATIA, VILLAGE ITLA, GANDHINAGAR-MANSA ROAD,
TA. KALOL, DIST. GANDHINAGAR-382845, GUJARAT, INDIA. | CIN: L25209GJ1993PLC019532

PH: +91-79-61400400 | FAX: +91-79-61400401 | EMAIL: INFO@RUSHIL.COM | WWW.RUSHIL.COM



RUSHIL

DECOR LIMITED

WE'LL MAKE IT

Investor Presentation Q3 & 9M FY22



Disclaimer

This presentation has been prepared by Rushil Décor Limited (the “Company”) solely for information purposes and does not constitute any offer, recommendation or invitation to purchase or subscribe for any securities, and shall not form the basis or be relied on in connection with any contract or binding commitment what so ever. No offering of securities of the Company will be made except by means of statutory offering document containing detailed information about the Company.

This Presentation has been prepared by the Company based on information and data which the Company considers reliable, but the Company makes no representation or warranty, express or implied, whatsoever, and no reliance shall be placed on, the truth, accuracy, completeness, fairness and reasonableness of the contents of this Presentation. This Presentation may not be all inclusive and may not contain all of the information that you may consider material. Any liability in respect of the contents of, or any omission from, this Presentation is expressly excluded.

Certain matters discussed in this Presentation may contain statements regarding the Company’s market opportunity and business prospects that are individually and collectively forward-looking statements. Such forward-looking statements are not guarantees of future performance and are subject to known and unknown risks, uncertainties and assumptions that are difficult to predict. These risks and uncertainties include, but are not limited to, the performance of the Indian economy and of the economies of various international markets, the performance of the industry in India and world-wide, competition, the company’s ability to successfully implement its strategy, the Company’s future levels of growth and expansion, technological implementation, changes and advancements, changes in revenue, income or cash flows, the Company’s market preferences and its exposure to market risks, as well as other risks. The Company’s actual results, levels of activity, performance or achievements could differ materially and adversely from results expressed in or implied by this Presentation. The Company assumes no obligation to update any forward-looking information contained in this Presentation. Any forward-looking statements and projections made by third parties included in this Presentation are not adopted by the Company and the Company is not responsible for such third party statements and projections.



Table of Contents

01

Financial Highlights

02

Company Overview

03

Business Overview

04



Industry Overview

05

Way Ahead

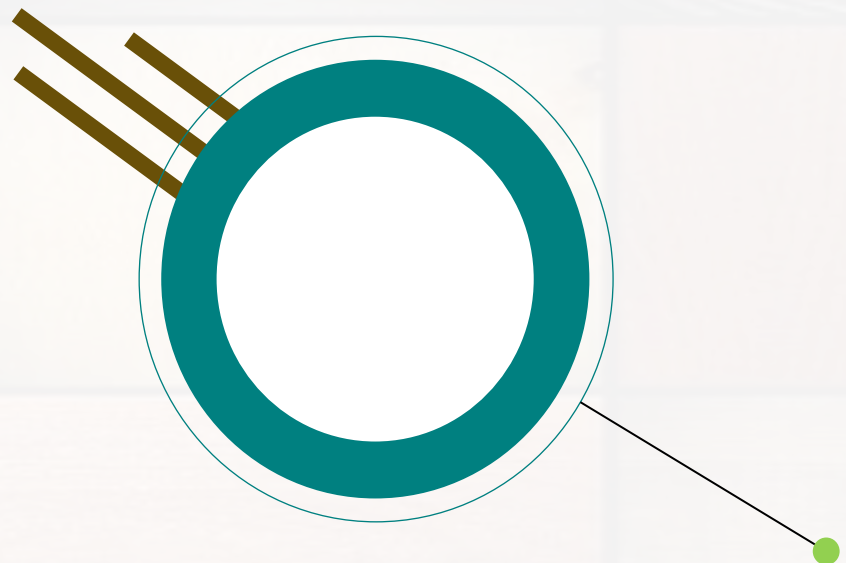


Financial Highlights





Management Comment



**Commenting on the results,
Shri Krupeshbhai G. Thakkar,
Chairman, Rushil Décor Limited said:**

“In the quarter ended December 2021, we reported an 80.21% YoY growth in revenue, with EBITDA growing by 95.47% to Rs. 18.96 crores and a PAT of Rs. 7.29 crores. As for nine months ended, we recorded a revenue of Rs. 429.06 crores. This growth is on account of the commencement of our new facility at Andhra Pradesh leading to substantially higher sales volumes vis-à-vis Q3 of FY21. Better realisations too contributed to the revenue growth.

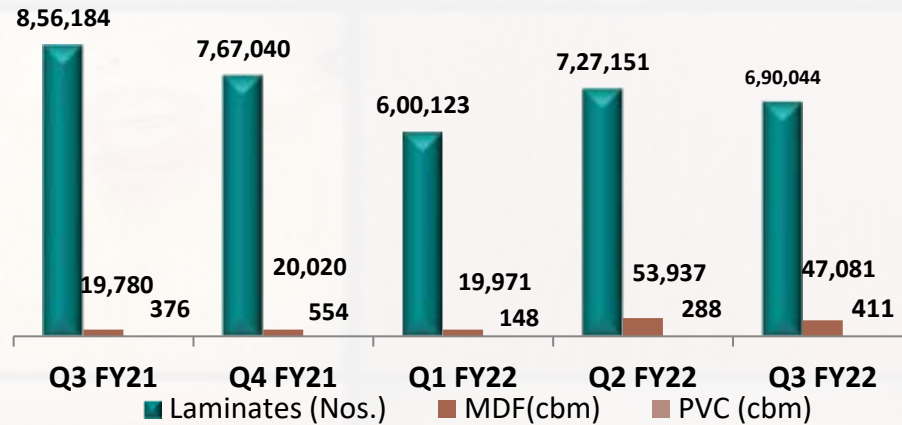
We have been working tirelessly to increase the utilisation of our new Andhra plant. This, as already stated, is state of the art plant. We have already clocked a utilisation level of over 80% for this plant on monthly basis, in the last month of Q3 FY22. As stated earlier, we are confident of closing this year with a utilisation level of over 75% for the new plant. This swift and smooth upward movement of new plant utilisation enabled us to compensate for the lost volumes from Chikmagalur due to planned shutdown. Once this facility commences operations our over all capacity is likely to trend move higher.

I would like to take this opportunity to thank each member of the Rushil Decor family. I would also like to thank our Clients, Creditors, Banks, Financial Institutions, and all other Stakeholders. Their faith & support in us has made it easier for us to strive and excel.”

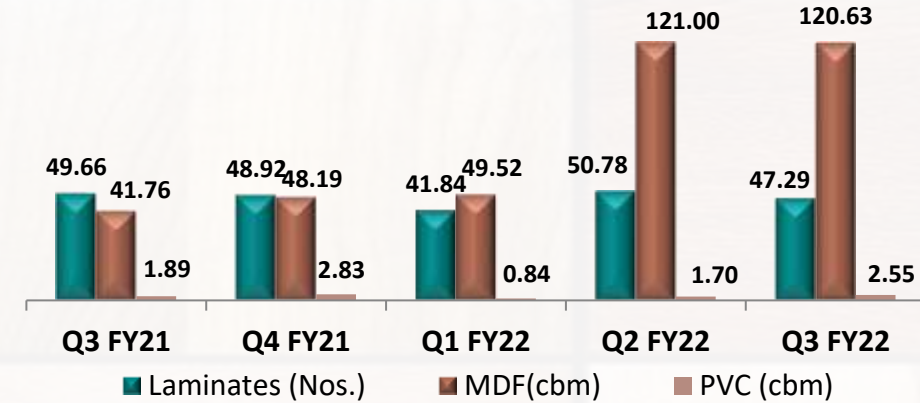


Financial Highlights – Quarterly

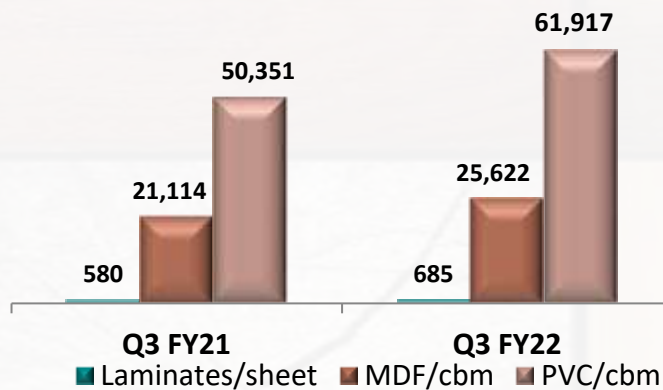
Sales Volume



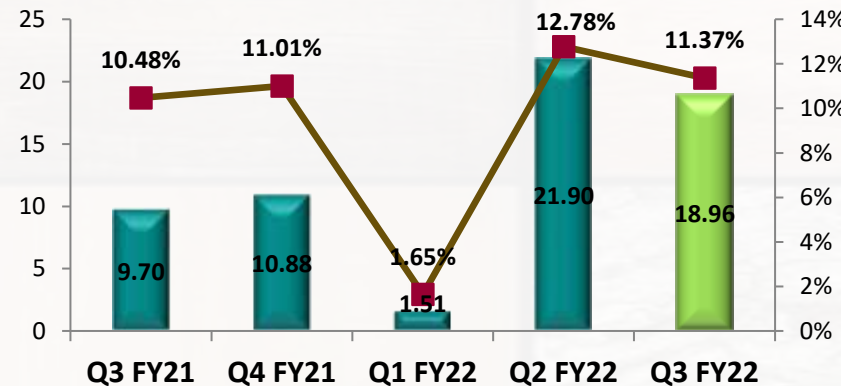
Segmental Revenue (Rs. Crs)*



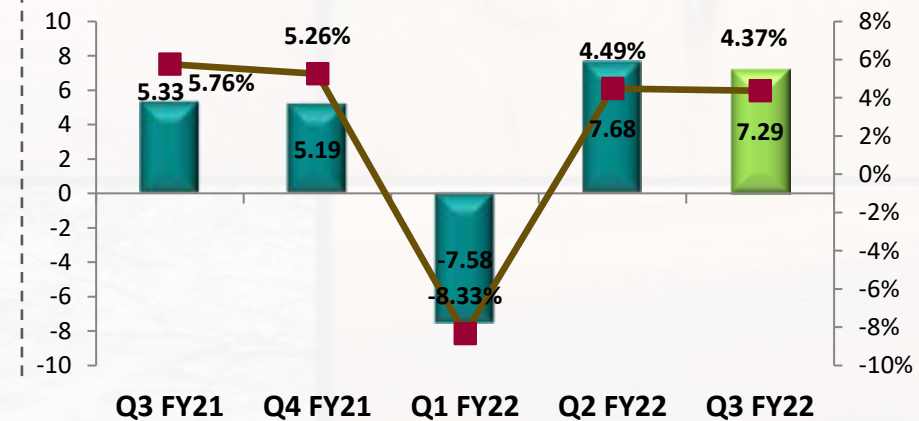
Segmental Realizations (in Rs.)



EBITDA# (Rs. Crs) / Margin (%)



PAT (Rs. Crs) / Margin (%)



*Revenue includes inter segment revenue
#EBITDA excluding other income



Financial Highlights – Quarterly

Rs. Crore	Q3 FY22*	Q3 FY21*	Y-o-Y (%)	Q2 FY22*
Total Income	166.75	92.53	80.21%	171.32
Raw Materials	89.89	52.10		93.39
Employee Cost	10.36	7.41		10.30
Other Expenses	47.54	23.32		45.73
Total Expenditure	147.80	82.83	78.43%	149.42
EBITDA	18.96	9.70	95.47%	21.90
EBIDTA Margin (%)	11.37%	10.48%	89 bps	12.78%
Other Income	2.67	0.73		0.20
Depreciation	6.12	2.21		6.02
Interest	5.73	2.69		5.76
Exceptional Item (Gain) / Loss	0.00	1.52		0.00
Profit Before Tax	9.79	7.06		10.31
Tax	2.50	1.73		2.63
Profit After Tax	7.29	5.33	36.73%	7.68
Other Comprehensive Income	(0.06)	0.09		(0.06)
Net Profit	7.23	5.42	33.38%	7.63
Net Profit Margin %	4.34%	5.86%		4.45%
Basic EPS in Rs.	3.66	3.48	5.17%	3.86

- Volumes during the quarter remained subdued on account of plant shutdown at Chikmagalur in Q3 FY22
- MDF volumes largely compensated by higher production from Andhra plant
- Revenue remained flat on sequentially inspite of shutdown due to higher realisations
- Interest cost Y-o-Y higher on account of Capex done at the new facility in AP

*Company came out with Rights Issue in Sept'20 to raise Rs. 24.89 cr by issuing 50 lakh shares



Financial Highlights – Nine Monthly

Rs. Crore	9M FY22*	9M FY21*	Y-o-Y (%)
Total Income	429.06	236.70	81.27%
Raw Materials	226.67	127.66	
Employee Cost	30.25	20.23	
Other Expenses	129.78	64.71	
Total Expenditure	386.70	212.60	
EBITDA	42.37	24.10	75.83%
EBIDTA Margin (%)	9.87%	10.18%	(31 bps)
Other Income	3.05	1.38	
Depreciation	18.04	6.57	
Interest	17.37	9.02	
Exceptional Item (Gain) / Loss	0.00	1.52	
Profit Before Tax	10.01	11.41	
Tax	2.62	2.88	
Profit After Tax	7.39	8.53	(13.35%)
Other Comprehensive Income	(0.18)	0.27	
Net Profit	7.21	8.80	(18.01%)
Net Profit Margin %	1.68%	3.72%	(204 bps)
Basic EPS in Rs.	3.71	5.57	(33.39%)

- EBITDA Margins slightly lower on account of commencement of operations at new plant and plant shutdown in Q3F22 at Chikmagalur
- Depreciation and Interest costs too remained higher as a result of Capex done at the AP plant leading

*Company came out with Rights Issue in Sept'20 to raise Rs. 24.89 cr by issuing 50 lakh shares



Balance Sheet as on 30th Sept'21

Rs. Crore	As on 30 th Sept 2021	As on 31 st Mar 2021	Rs. Crore	As on 30 th Sept 2021	As on 31 st Mar 2021
Equity	264.02*	264.15	Non-current Assets	600.27	615.92
Equity Share Capital	19.89	19.73	Property, Plant and Equipment	582.84	587.18
Other Equity	244.13	244.41	Capital WIP	2.83	1.04
Non-Current Liabilities	335.20	343.49	Other Intangible Assets	0.01	0.03
Long Term Borrowings	287.09	295.21	Financial Assets		
Other Financial Liabilities	8.97	9.59	Investments	0.01	0.01
Provisions	2.78	2.38	Trade Receivables	2.37	2.37
Deferred Tax Liabilities (Net)	28.38	28.30	Loans	0.10	0.08
Other Non-Current Liabilities	7.98	8.01	Other Financial Assets	6.65	6.60
Current Liabilities	256.28	200.79	Other Non- Current Assets	5.45	18.60
Short Term Borrowings	114.11	83.46	Current Assets	255.23	192.51
Trade Payables	115.50	102.56	Inventories	133.06	84.27
Other Financial Liabilities	1.15	1.14	Financial Assets		
Other Current Liabilities	7.99	2.84	Trade Receivables	73.26	57.54
Provisions	17.54	10.79	Cash & Cash Equivalent	1.40	1.56
Current Tax Liability (Net)	0.00	0.00	Bank Balance other than Cash	5.46	10.07
Total Equity & Liabilities	855.49	808.43	Loans	0.00	0.00
			Other Current Assets	42.04	39.07
			Total Assets	855.49	808.43

*Company came out with Rights Issue in Sept'20 to raise Rs. 24.89 cr by issuing 50 lakh shares

During this quarter 2,74,210 partly paid up equity shares were converted into fully paid up shares – Company has not utilised said proceeds till end of quarter ended 30th September 2021



Company Overview





Leading Interior Infrastructure Player in India – ‘Re-engineering Possibilities’

One of the leading player in manufacturing Decorative Laminate Sheets and Medium Density Fibre Boards (MDF) in India

One of the Largest player in Laminates segment

Focussed on 3 segments,
MDF + LAMINATES + PVC
Industry growth areas

4 Generations in
Business of Design
Engineering

India’s 3rd largest
manufacturer of MDF boards

28 years of experience in
Industry

Manufactures **Decorative (single sided)** as well as **Industrial (double sided) Laminates** with wide range of designs, colors and finishing in **3 manufacturing plants** of Laminates located at Gujarat with Laminate capacity of **34.92 lakh sheets** p.a.



“**Vir Laminate**” and “**Vir MDF**” well recognised and respected brands in Industry

Manufacturing **thin and thick MDF Boards** and **Pre-Lam MDF Boards** with thickness ranging from **2mm to 30mm** at its plant in Chikmagalur, Karnataka with capacity of **300 CBM per day** or **90,000 CBM** p.a. & **2,40,000 CBM** p.a. capacity at new plant in Andhra Pradesh covering **thin and thick** MDF Boards with thickness from **2mm to 30mm**

~ 120
Vir Studdios across India


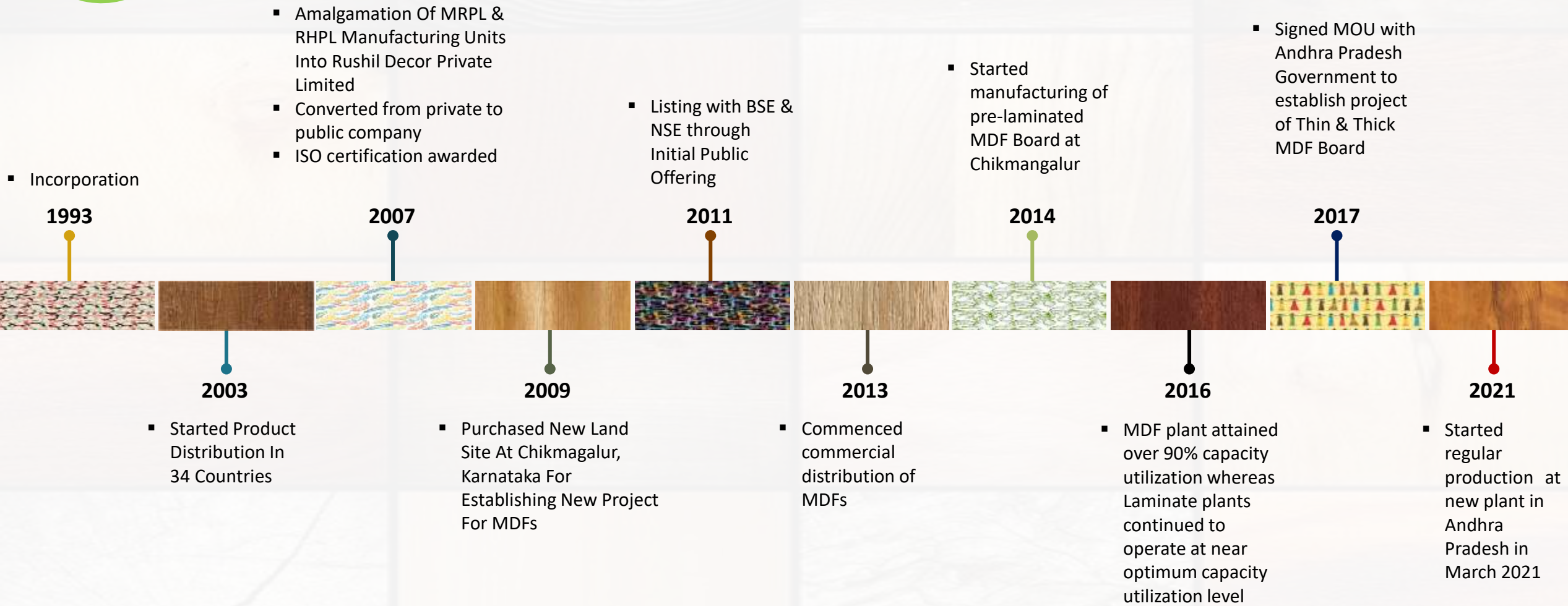
Global Footprint
across **42** countries

More than 1000
designs in Laminated Sheet

Employee Strength:
600+



Milestones



28 years of Growth & Experience



Strong & Experienced Management Team

Shri Krupeshbhai G. Thakkar – Chairman

- Experience in industry of laminated sheets and allied items
- Conferred with several accolades which include “Rajiv Gandhi Shiromani Award” and “Indira Gandhi Sadbhavana Award” in 2007 for his achievement in his field of work and contribution to the Nation
- Promoter of Company and appointed as Chairman w.e.f. 13th August 2021

Shri Rushil Krupeshbhai Thakkar – Director

- Associated with Company since last 8 years
- Completed Bachelor of Commerce from Gujarat University
- Online certificate course in MBA Essential from “The London School of Economics and Political Science”
- Appointed as Director w.e.f. 13th August 2021

Shri Keyur M. Gajjar – Chief Executive Officer

- Associated with Company since last 16 years
- Holds degree of Bachelor of Engineering and Masters In Business Administration

Shri Vipul S. Vora – Chief Financial Officer

- Over 38 years of experience in field of finance & accounts
- Associated with Company since last 15 years
- Commerce Graduate, hold degree as Chartered Accountant from ICAI, holds DISA Course from ICAI

Shri Hasmukh K. Modi – Company Secretary

- Associated with Company since last 14 years
- Completed Bachelor of Commerce, hold degree of Company Secretary from ICSI in year 2003
- Completed ICMAI in 2011



Key Strengths

Design First, Quality First Brand Approach

- With over **1000+ designs in laminated sheet**, gives Company unmatched competitive superiority over its competitors

Product Innovation & Value Engineering

- In line with competition by providing **latest eye-catching designs, texture and products** to its customers

De-risking – Geographic & Customer Segments

- Marketing products across globe with major concentration in **Asia and Middle East**

Customer Education and Smart Fashion + Value-based green products

- **DIY (Do-it-Yourself)** trend amongst millennials – trendy, suitable to lifestyle and easy on pocket
- **Agro-Forestry** – Govt. and cost benefits

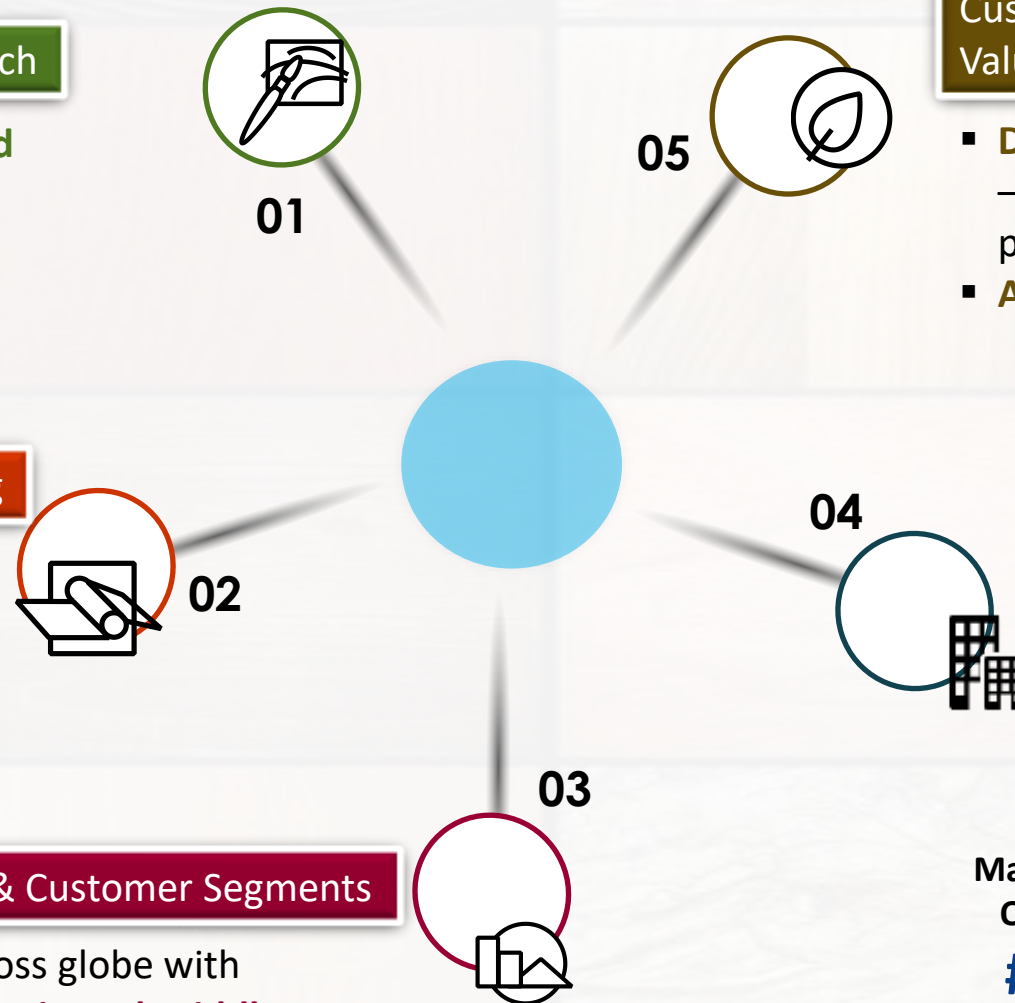
Strong Branch and Dealer network

Marketing Offices
#12

Distributors
#180+

Dealers
#2600+

Exporting Countries
#42





Key Strength - Strategic Manufacturing Advantage

Manufacturing Unit



World-class infrastructure modelled on International Technical Plants

Higher productivity



Reduced cost of overheads



Environmental compliance

Strategic Location

Raw material sourcing



Labour cost



Manufacturing costs

Energy & time efficient processes

Fasted Factory 2 market lead time



Domestic supply



Export opportunity

World-class Quality Assurance

- ISO 9001:2000 certified
- 2-Star Export House recognition by DGFT, Government of India
- BIS certification and Eco-mark certification for MDF manufacturing



Green-label certification from Singapore Environmental Council for laminates manufacturing process

Ratings & Recognition



Infomerics Credit Rating – BBB+



Business Overview





Product Portfolio



Laminates

APPLICATIONS :

1mm Master Series | Compact | Ext-Lam | Digital Layer | Unicolor | Sync Series | H2 Series | Mar Resistance Grade | Post Forming | Primelam (0.8mm) | High Gloss | Door | Lab Grade | FR Grade Chalk/ Marker Grade | Sleek

AVAILABLE SIZE :

8ft X 4ft (2440mm X 1220mm) | 9ft X 4.25ft (2800mm X 1300mm) | 10ft X 4.25ft (3050mm X 1300mm)

MDF Boards

Great alternative to solid wood, particle board and plywood

APPLICATIONS :

Commercial, residential projects along with other institutional projects

AVAILABLE SIZE :

8ft X 4ft (2440mm X 1220mm)

- All international sizes are available

AVAILABLE THICKNESS :

All thicknesses from 2mm to 30mm

PVC

APPLICATIONS :

Partitioning, Panelling, False Ceiling, Furniture, Modular Furniture, Kitchens, Exhibitions and Display Products, Pre-laminated Stationary Articles, Automotive, Construction, Consumer Goods, etc

FEATURES :

Smooth Surface, Gluing and Laminations, Easy Installation, Environment Friendly, Best for Sandwich Construction, Nailable and Screwable, Sawing and Cutting, Timeless Warranty, Splinter-Free Impact-Resistant, Anti-Fungal, Weather and Ageing Resistant

AVAILABLE SIZE* :

8ft X 4ft (2440mm X 1220mm)

*Custom sizes available



Product Portfolio - Laminates

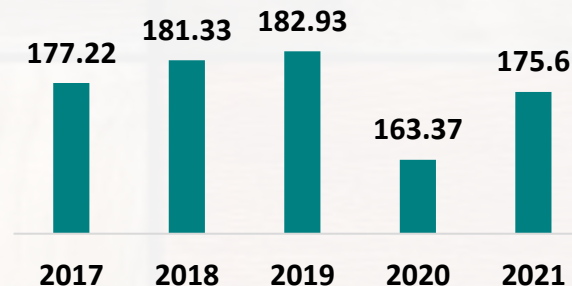


Products

Our Brands



Laminates Sales (in Crs)



One of India's largest player in organized laminates segment

Design leaders and quality experts



Manufacturing

Units

3 (all based in Gujarat, India)

Capacity

34.9 lakh sheets per annum

Utilization

78% (FY21)



Marketing

Advantage

- Attractive
- Eco-friendly
- Safe
- Pocket-friendly
- Durable

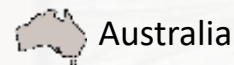
Network

80+ Distributors **7** Consignment stockists **1** Depots **8** Branches **1,600** Dealers

Areas



India



Australia



Gulf & Middle East



Indonesia



Rest of Asia Pacific




Product Portfolio – MDF Boards



Products

Our Brands



Manufacturing

Units

- 1 (based in Karnataka, India)
- New unit added in Andhra Pradesh
- State of art CNC machines that make MDF with homogeneity and less wastage

Capacity

1,100 CBM/day (after recent addition of 800 CBM/day in March'21)

Utilization

82% (FY21) (excluding new capacity)



Marketing

Range

4 Ft. X 8 Ft. MDF Boards with thickness range from 2 mm to 30 mm, both in Interior & Exterior grades

Network

100+ Distributors **2** Consignment stockists **1,000+** Dealers **6** Branches **50+** OEMs (including 5 of Flooring)

Areas: India



India's third largest manufacturer of MDF



Product Portfolio – PVC



Quality & Engineering experts



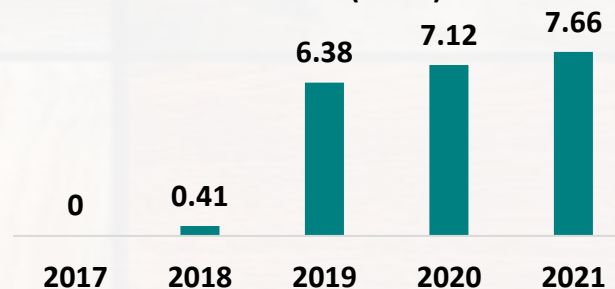
Products

Our Brands



Wide range of PVC Boards both in Interior & Exterior grades

PVC Sales (in Crs)



Manufacturing

Unit


Chikmagalur, Karnataka
Operations Commenced
2018

Capacity

12,480
CBM per annum

Utilization

14% (FY21)



Marketing

Advantage

- Green product - 100% eco-friendly
- Durable
- 100% water-proof
- Pocket-friendly

Network

New offering

Introduced through current marketing channels

2 Branches

Areas: India





VIR Studdio – Creating Brand Awareness

Branding through VIR Studdio

- Unique marketing platform across Country - displays entire product range at one location
- Live practical end use demonstration in very practical and effective manner - helping customers to visualize various permutations and combinations of entire product range
- Signature showrooms/display centers –‘Vir laminates’ as well as ‘Vir Boards’ range of products all under one roof
- As of July 2021, Company has 120+ showrooms



Branding through Advertisements



Source link: <https://www.youtube.com/watch?v=eF2xsGMcfy4>



Our Product Proposition – Design led Value Engineering



	Laminates	MDF Boards	PVC
Value Proposition	Design Leaders	Quality Experts	Value Engineering
Price-point	<ul style="list-style-type: none"> Competitively priced products for domestic and export markets 	<ul style="list-style-type: none"> Competitively priced products for domestic markets (South India – logistics advantage) 	<ul style="list-style-type: none"> Quality extruded products for domestic and export markets
Product Excellence	<ul style="list-style-type: none"> ISO 9001:2008; ISO 14001:2004; BSOHSAS 18001:2007 quality certification for management systems of all laminate plants by ISOQAR. Certificate of compliance by UK certification and inspection Ltd 	<ul style="list-style-type: none"> Certified by Bureau of Indian Standards (BIS) 	<ul style="list-style-type: none"> Eco-friendly Versatility & ease of use LEED certification led carbon credits
Durability	<ul style="list-style-type: none"> Used for both interior and exterior applications and heavy-duty industrial applications 	<ul style="list-style-type: none"> MDF boards are manufactured using German technology and machines 	<ul style="list-style-type: none"> Durable (8-10 years)
Cutting-edge range	<ul style="list-style-type: none"> 1000+ designs & 50+ textures & finishes in HPL segment alone. Constant innovation Strong product development and Merchandising team 	<ul style="list-style-type: none"> Current capability of MDF boards thickness range - 2 mm to 30 mm Commissioned new plant at Andhra Pradesh: Capability of producing entire range of thickness of MDF Board 	

Customer Vantage



Affordable



User-friendly



Best-in-class Quality



Aesthetic Appeal



Our Manufacturing Facilities

Laminates - Gujarat

- Unit – RDL, 608, GIDC Mansa, Dist. Gandhi Nagar, Gujarat
- Unit – MRPL, Dholakuva Patia, Gandhinagar-Mansa Road, Mansa, Dist. Gandhinagar
- Unit – RHPL, Survey No. 125, Nr. Kalyanpura Patia, Gandhinagar-Mansa Road, village Itla, Tal. Kalol

Production – 34.92 lakh sheets per annum
Utilization - 78%*

*Capacity utilisation pertains to FY21



MDF and PVC - Karnataka

Unit – RDL, Plot No. 58, 59 & 60p, Amble Industrial Estate Village, Amble Tal. & Dis. Chikmagalur, Karnataka

Production & Capacity Utilization –

- MDF – 90,000 CBM per annum
Utilization – 82%*
- PVC – 12,460 CBM per annum
Utilization – 14%*

Manufacturing Facilities





New Manufacturing Plant - 2nd MDF Unit

- **Greenfield project** for manufacturing thin + thick MDF Boards at Vishakhapatnam, Andhra Pradesh having installed capacity of 800 CBM per day or 2,40,000 CBM per annum – 50% expected utilisation by FY22
- Location advantage: Unit setup in Agro belt, Southern India being one of prominent market for MDF - located close to Southern port making it easier to facilitate export of our products
- Attractive incentive package offered by Andhra Pradesh - incurred total CAPEX of approx. Rs. 450 crores
- Started regular commercial operations from March 2021
- This plant will help Company increase market share and take care of incremental demand generated in Industry



MDF – product with wide applications



- Modular furniture
- Kitchens
- Cabinet & entry doors
- Bathroom
- Bedroom
- Exteriors such as play areas, lobbies, etc



- Offices
- Factories
- Warehouses
- Hotels
- Restaurants



- Educational institutions
- Medical institutions
- Public utility spaces (libraries, airports, waiting rooms)

Technological superiority of MDF over Plywood

- Fire resistance
- Moisture resistance
- Temperature resistance

- Easier pest control
- Rot resistance
- Easy-clean
- Low maintenance



Our Distribution Model & Market Reach

- 80+ Distributors
- 7 Consignment Stockiest
- 1,600+ Dealers
- Export Presence in 42 countries

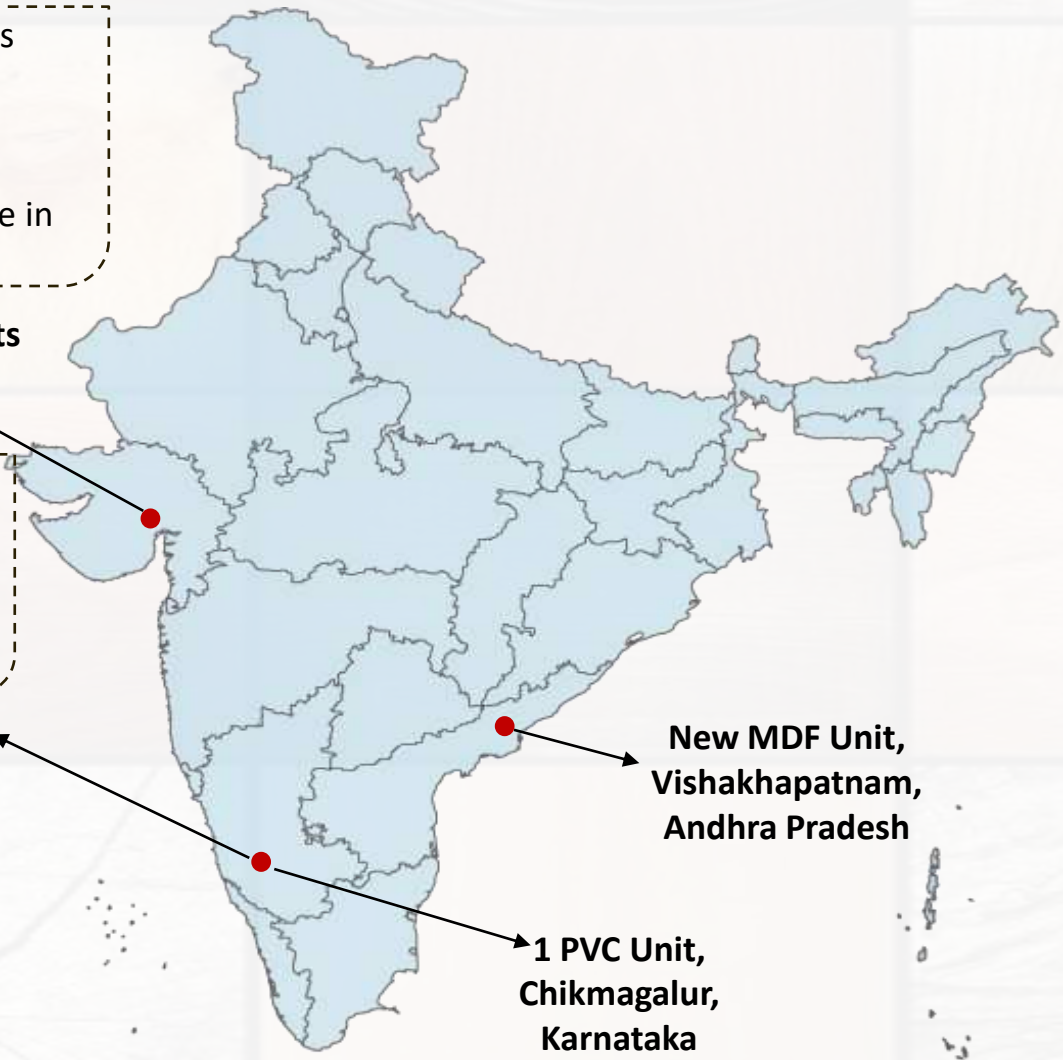
3 Laminate Units at Gujarat

- 100+ Distributors
- 2 Consignment Stockiest
- 1,000+ Dealers
- 50+ OEMs

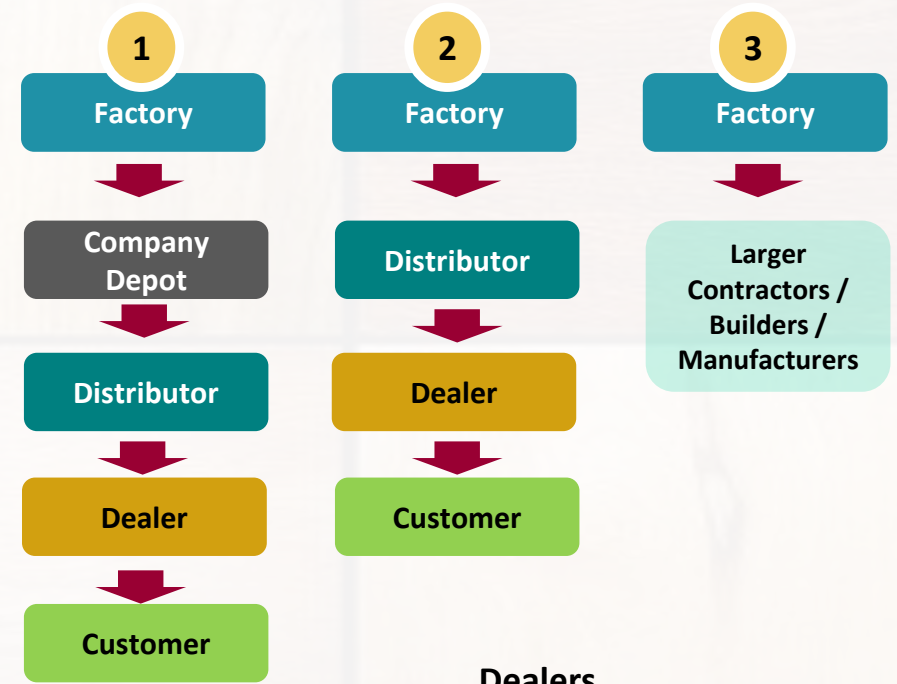
1 MDF Unit, Chikmagalur, Karnataka

New MDF Unit, Vishakhapatnam, Andhra Pradesh

1 PVC Unit, Chikmagalur, Karnataka



MARKETING & DISTRIBUTION MODEL



Marketing Offices
12

Dealers
2600+

Distribution Strengths

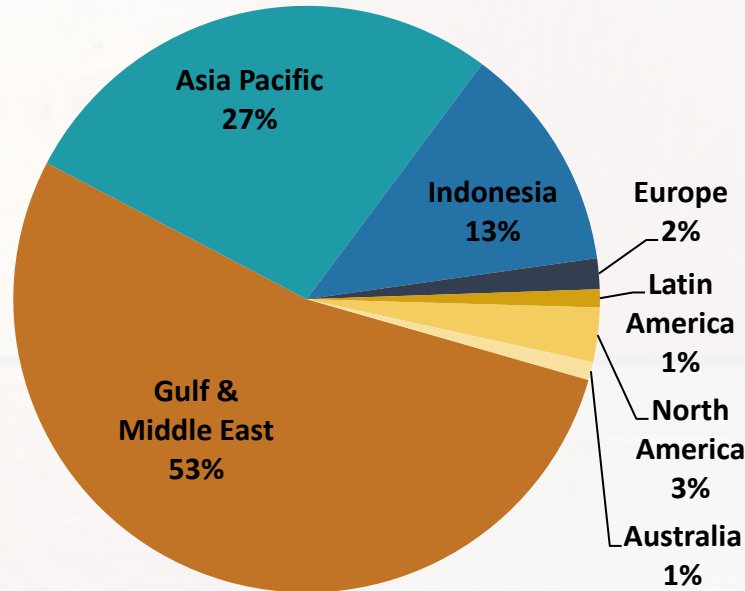
Distributors
180+

Exporting Countries
42



Our Exports shadowing global consumption

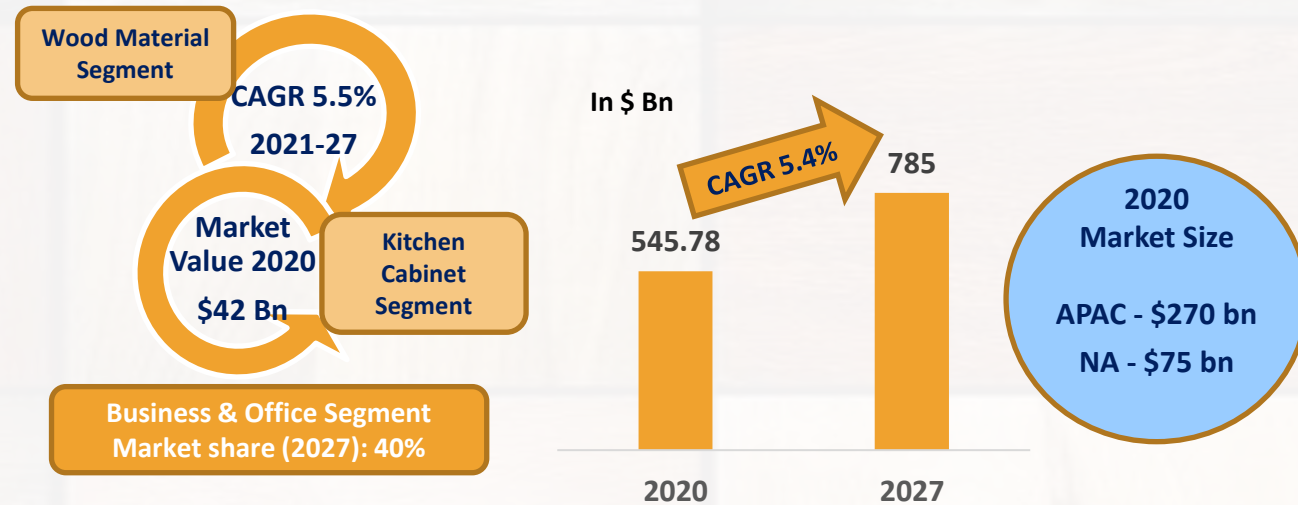
Laminates – Geography-wise Sales



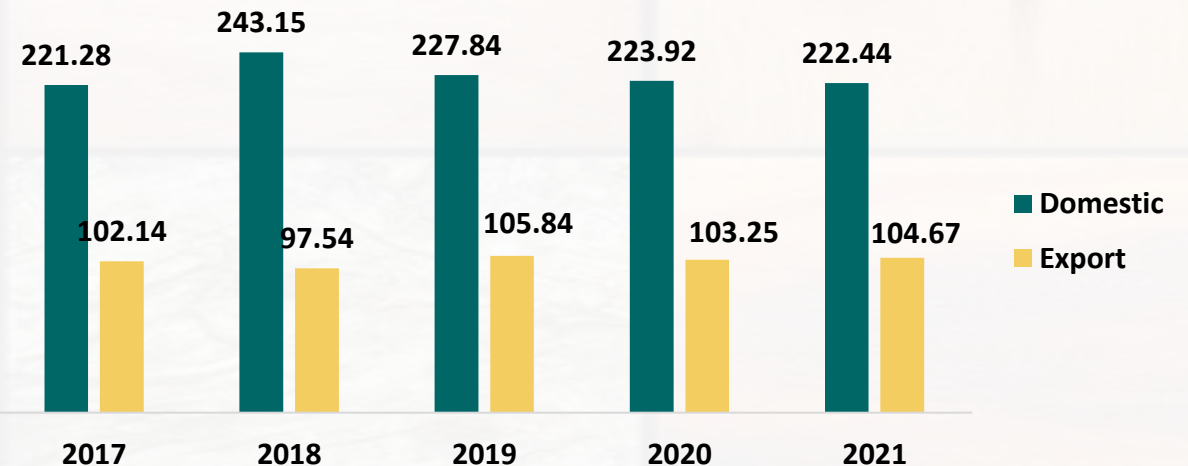
- Our exports are focused in growing and fast-growing regions of furniture consumption markets
- Two star export house recognition by DGFT, Ministry of Commerce and Industry, Government of India
- Exports destinations – fastest growing markets of North America, Asia Pacific, Middle East

* Source: Global Market Insights

Furniture Market 2020-27*



Geography-wise Revenue Break-up (in Crs)





Awards & Recognition

Mr. Krupesh G. Thakkar, Chairman of Company has three decades of experience in trading and manufacture of plywood, laminates and allied products. He has been conferred with accolades which include "Rajiv Gandhi Shiromani Award" and "Indira Gandhi Shadbhavna Award" in year 2007, acknowledging his achievement in their field of work and contribution to Nation. He was President of Indian Laminate Manufacturers Association

Our Company has been awarded with ISO 9001:2000 for Quality Assured, ISO 18001:1999 for Health and Safety and ISO14001:2004 for Environmental System for all units

Our Company operates in competitive environment were generating and maintaining brand recognition is significant element of our business strategy

Unlimited Unnati Pvt. Ltd. provided its prestigious leadership award to Mr. Krupesh G. Thakkar, Managing Director, Rushil Décor Limited for his vision, Commitment and belief in power of I CAN – I WILL IDEOLOGY. Shri Shyam Taneja, Founder Director of Unlimited Unnati awarded Shri Krupesh G. Thakkar with this award for showcasing his Unmatched Leadership Qualities towards achieving Quantum Growth

Industry Overview






Furniture of the Future: Made with MDF

MDF v/s Plywood Consumption

■ Plywood ■ MDF



GLOBAL

INDIA



China's MDF consumption

50 million CBM

- Made from wood, fibres and resin
- Sourced through agroforestry
- Machine dried and pressed to produce dense, stable sheets
 - DIY (Do-it-yourself) trends gaining traction
 - More stable than solid wood
 - Withstands changes in heat and humidity better
 - Millennials want furniture compatible with their lifestyle
 - Easy on pocket

Huge penetration opportunity India's

MDF consumption

2.8 million CBM


Plywood replacement opportunity - MDF

Total Indian Plywood market:

INR 180 billion

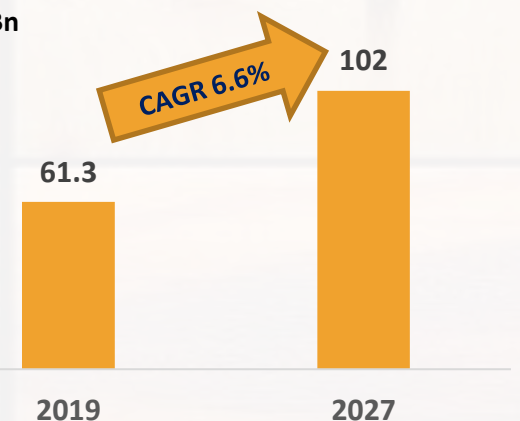
The Plywood Substitution Opportunity - MDF

Regional Demand for MDF in India



Global Size of MDF market*

In \$ Bn

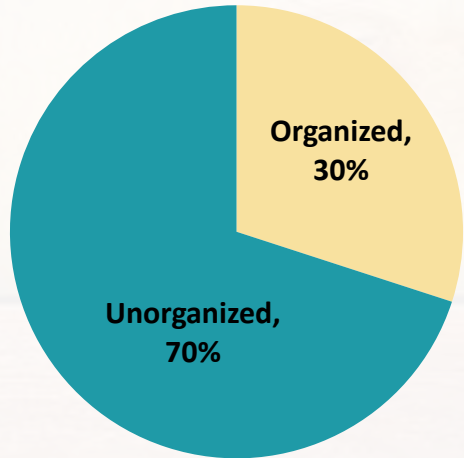


* Source: grandviewresearch.com

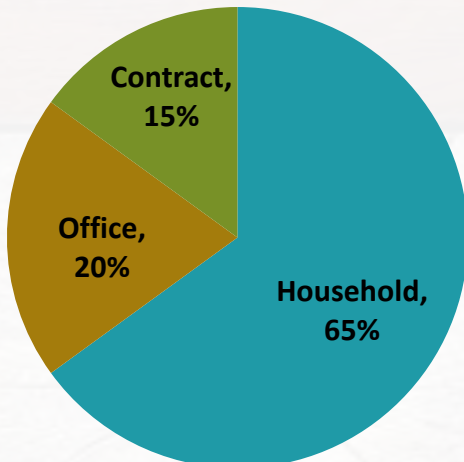


Huge opportunity in MDF and PVC from surge in demand

Percentage share of organized/
unorganized furniture industry




Consumer in furniture industry



Laminates Industry Snapshot


- Consumption of Indian panel products has grown at CAGR of 15-20% for organised segment
- Increasing consumerism and urbanization are key growth drivers



- Industry size – INR 5,000 crore
- 40% organized sector
- 60% unorganized sector

MDF Industry Snapshot

- ~33% of India's requirement met through imports from China, Malaysia, Thailand and Sri Lanka
- Significant advantages over plywood spurring popularity



- Industry size – INR 3,000 crore
- CAGR of 15% - 20% presently

PVC Industry Snapshot

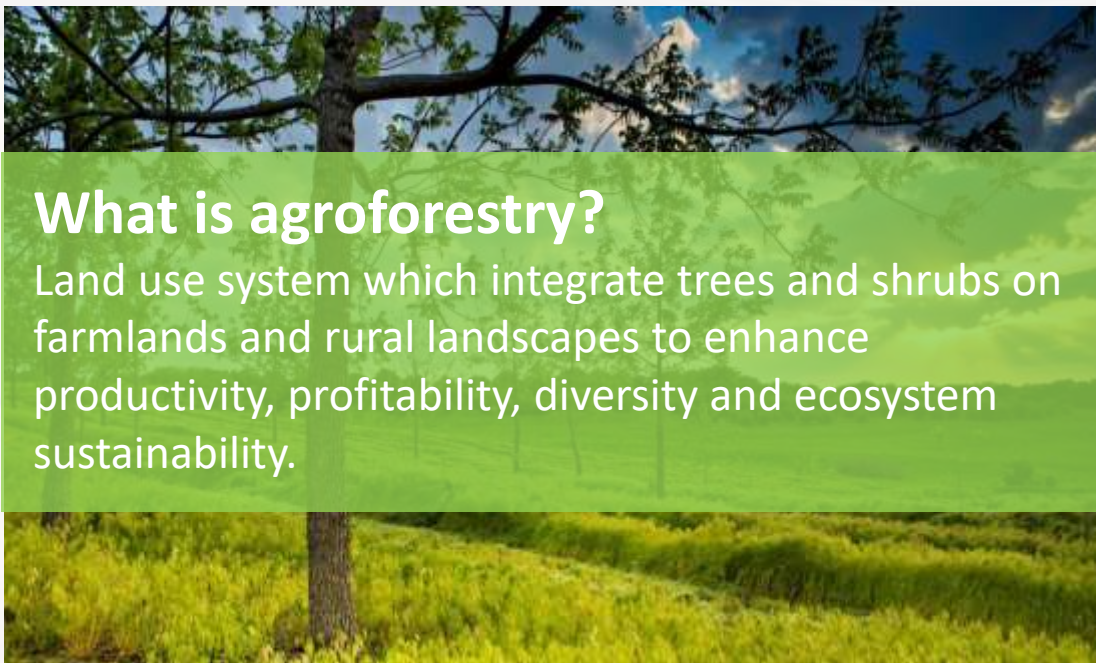
- Globally preferred alternative to wood and wood products
- LEED certification (green building) & enhanced recycled content credit



- Industry size – INR 1,000 crore
- CAGR of 10.7% between 2016 and 2021



The Agro-Forestry Edge



What is agroforestry?

Land use system which integrate trees and shrubs on farmlands and rural landscapes to enhance productivity, profitability, diversity and ecosystem sustainability.

Win-win for Farmers & RDL

- Active participation in government-sponsored agroforestry projects
- Farmers in coffee growing regions of South India growing trees on their farmland.
- Fast growing trees such as eucalyptus, acacia, silver oaks
- Require timely cutting to protect plantations
- RDL strategically sources Agro-forestry wood from farmers
- Farmers gain second source of income



Singapore
Green Label



Indian
Ecomark

Impact



Improvement in
productivity




Farmer income and
livelihood opportunities for
rural smallholder farmers



Conservation of
natural resources
and forest




Environmental
protection
security



Increasing
forest / tree
cover



Way Ahead





Strategies for Growth – in line with Company’s Vision

Brand Enhancement & Increasing Market Reach

- Focus on expanding distributor network - opening new marketing offices, appointment of new distributors
- Tapping smaller towns considered to be new emerging realty hubs for development of residential and commercial complexes, and we intend to position ourselves to capitalize on these emerging opportunities

Diversifying Product Portfolio by Strengthening Infra Support

- Enrich product portfolio of MDF products by introducing Wood PVC (WPVC) boards and marble board panels as an extension of its MDF panel product

In-depth Market Penetration, New Product Infusion coupled with additional capacity to fuel next level of growth and profitability for Rushil Decor Limited

Impact Of Government Sponsored Mission

- Demand for plywood, MDF boards and laminates is likely to remain strong with Government’s focus on infrastructure and low-cost housing
- India – 3rd largest consumer market globally driving demand

LEED certified Green Buildings (picking up in India) can only use MDF + PVC and no plywood

Impetus to Make in India programme on global platform gives indigenous manufacturers an inherent advantage





Growth Outlook - 4f Focus : Favourable Furniture Fundamentals

Demand Drivers for Furniture Industry – Global & Local

Tourism Demand

- Tourism world's largest commercial industry
- Demand for mid-market hotels increasing in India

Commercial Space Demand

- Demand for office spaces in top 8 cities of India alone equals 27 million square feet (MSF)

Housing Demand

- By 2030, World will need at least 300 million new housing units and large-scale investments (World Bank 2016)



Fundamentals of Growth

- Product Penetration through multiple customer channels
- Housing Deficit & Macro demand
- Capacity Expansion

Future of Furniture

- MDF & PVC led Value engineering
- Quality performance
- Design integrity & thinking



4F Strategy

01

02

03

04



Financial & Geographic Stronghold

- Strong financial performance
- Regional Leadership (South India)
- Expanding in other markets (East India)

The Agro Forestry Edge

- Responsible sourcing of wood
- Access to low-cost raw material
- Second income for farmers



Thank You

For further information, please contact:

Mr. Vipul Vora
Chief Financial Officer
Rushil Decor Ltd
Email: vipul@rushil.com
Website: www.rushil.com

Mr Amit Sharma / Ms Disha Shah
Bridge Investor Relations Pvt. Ltd.
Tel: +91 9867726686 / +91 9699060134
Email: amit@bridge-ir.com, disha@bridge-ir.com
Website : www.bridge-ir.com

