

STERLING TOOLS LIMITED

CIN : L29222DL1979PLC009668

WORKS : 5-A DLF Industrial Estate
Faridabad - 121 003 Haryana India
Tel : 91-129-227 0621 to 25/225 5551 to 53
Fax : 91-129-227 7359
E-mail : sterling@stlfasteners.com
website : stlfasteners.com

**By NEAPS**

National Stock Exchange of India Limited
"Exchange Plaza",
Bandra-Kurla Complex, Bandra (E)
Mumbai-400051

Security Code No.: STERTOOLS**By Listing Centre**

General Manager
Department of Corporate Services
Bombay Stock Exchange Limited
1st Floor, P. J. Towers
Dalal Street, Fort
Mumbai - 400001

Security Code No.: 530759**Date: 01st November, 2021****Ref.: STL/SD/02/2021-2022**

Sub: Outcome of Meeting of the Board of Directors under Regulation 30 and Regulation 33 of SEBI (Listing Obligation and Disclosure Requirements) Regulations, 2015.

Dear Sir/ Madam,

Pursuant to the provisions of Regulation 30 and Regulation 33 and other applicable regulations of the Listing Regulations, this is to inform you that Board of Directors in its meeting held on Monday, 01st November, 2021 concluded at 1:55 P. M. has taken the following decisions:

- (i) **Approval of Unaudited Financial Results:** - Please note that as per the recommendation made by the Audit Committee, the Board of Directors of the Company at their duly convened meeting held on today i.e., 01st November, 2021 inter alia, has taken on record and approved the Standalone as well as Consolidated Unaudited Financial results of the Company for the Second quarter ended 30th September, 2021.

A copy of the said Unaudited financial results of the Company for the second quarter ended 30th September, 2021 along with Statutory Auditor's unmodified Limited Review Reports are enclosed for your information and record as per **Annexure-A**.

Sincerely

For Sterling Tools Limited


Vaishali Singh
Company Secretary
Encl.: As above.

Walker Chandiook & Co LLP
L 41, Connaught Circus,
Outer Circle,
New Delhi – 110 001
India
T +91 11 45002219
F +91 11 42787071

Independent Auditor's Review Report on Standalone Unaudited Quarterly Financial Results and Year to Date Results of the Company Pursuant to the Regulation 33 of the SEBI (Listing Obligations and Disclosure Requirements) Regulations, 2015 (as amended)

To the Board of Directors of Sterling Tools Limited

1. We have reviewed the accompanying statement of standalone unaudited financial results ('the Statement') of Sterling Tools Limited ('the Company') for the quarter ended 30 September 2021 and the year to date results for the period 1 April 2021 to 30 September 2021, being submitted by the Company pursuant to the requirements of Regulation 33 of the SEBI (Listing Obligations and Disclosure Requirements) Regulations, 2015 (as amended), including relevant circulars issued by the Securities and Exchange Board of India ('SEBI') from time to time.
2. The Statement, which is the responsibility of the Company's Management and approved by the Company's Board of Directors, has been prepared in accordance with the recognition and measurement principles laid down in Indian Accounting Standard 34, Interim Financial Reporting ('Ind AS 34'), prescribed under Section 133 of the Companies Act, 2013 ('the Act'), and other accounting principles generally accepted in India and is in compliance with the presentation and disclosure requirements of Regulation 33 of the SEBI (Listing Obligations and Disclosure Requirements) Regulations, 2015 (as amended), including relevant circulars issued by the SEBI from time to time. Our responsibility is to express a conclusion on the Statement based on our review.
3. We conducted our review of the Statement in accordance with the Standard on Review Engagements (SRE) 2410, Review of Interim Financial Information Performed by the Independent Auditor of the Entity, issued by the Institute of Chartered Accountants of India. A review of interim financial information consists of making inquiries, primarily of persons responsible for financial and accounting matters, and applying analytical and other review procedures. A review is substantially less in scope than an audit conducted in accordance with the Standards on Auditing specified under section 143(10) of the Act, and consequently, does not enable us to obtain assurance that we would become aware of all significant matters that might be identified in an audit. Accordingly, we do not express an audit opinion.

Walker Chandiook & Co LLP

Independent Auditor's Review Report on Standalone Unaudited Quarterly Financial Results and Year to Date Results of Sterling Tools Limited Pursuant to the Regulation 33 of the SEBI (Listing Obligations and Disclosure Requirements) Regulations, 2015 (as amended) (cont'd)

4. Based on our review conducted as above, nothing has come to our attention that causes us to believe that the accompanying Statement, prepared in accordance with the recognition and measurement principles laid down in Ind AS 34, prescribed under Section 133 of the Act, and other accounting principles generally accepted in India, has not disclosed the information required to be disclosed in accordance with the requirements of Regulation 33 of the SEBI (Listing Obligations and Disclosure Requirements) Regulations, 2015 (as amended), including the manner in which it is to be disclosed, or that it contains any material misstatement.

For Walker Chandiook & Co LLP

Chartered Accountants

Firm Registration No: 001076N/N500013

RAJNI
MUNDRA



Digitally signed
by RAJNI
MUNDRA
Date: 2021.11.01
13:23:57 +05'30'

Rajni Mundra

Partner

Membership No.: 058644

UDIN: 21058644AAAAHR8611

Place: New Delhi

Date: 01 November 2021



Part I

STERLING TOOLS LIMITED

Regd. Office: Office No 515, DLF Tower A, Jasola, NEW DELHI-110025
Website: stfasteners.com, E-mail: sterling@stfasteners.com, CIN: L29222DL1979PLC009668

Statement of standalone unaudited financial results for the quarter and six months ended 30 September 2021

(₹ in lakhs, except per share data)

S. No.	Particulars	Three months ended 30 September 2021	Preceding three months ended 30 June 2021	Corresponding three months ended 30 September 2020	Year to date figures for current period ended 30 September 2021	Year to date figures for previous period ended 30 September 2020	Year ended 31 March 2021
		(Unaudited)	(Unaudited)	(Unaudited)	(Unaudited)	(Unaudited)	(Audited)
1	Income						
	(a) Revenue from operations	12,711.83	8,903.04	9,520.43	21,614.87	11,547.38	35,295.04
	(b) Other income	150.89	140.88	138.64	291.76	253.01	518.38
	Total income	12,862.72	9,043.92	9,659.07	21,906.63	11,800.39	35,813.42
2	Expenses						
	(a) Cost of materials consumed	5,016.65	3,608.84	3,546.55	8,625.49	4,068.56	13,653.62
	(b) Changes in inventories of finished goods and work-in-progress	10.27	(283.05)	(480.00)	(272.78)	(133.94)	(1,525.82)
	(c) Employee benefits expense	1,073.10	1,077.56	899.11	2,150.66	1,690.19	3,607.90
	(d) Finance costs	158.69	182.65	198.14	341.34	378.42	760.25
	(e) Depreciation and amortisation expenses	881.63	674.49	654.34	1,336.12	1,248.46	2,631.61
	(f) Consumption of stores and spares	1,140.72	719.14	712.68	1,859.85	884.00	2,932.15
	(g) Power and fuel	1,009.58	685.19	887.50	1,704.75	1,049.03	3,072.80
	(h) Other expenses	2,328.24	1,792.66	1,696.51	4,121.90	2,236.79	7,321.74
	Total expenses	11,398.88	8,467.48	8,114.83	19,867.33	11,401.54	32,454.25
3	Profit before exceptional items and tax (1-2)	1,462.86	576.44	1,544.24	2,039.30	398.85	3,359.17
4	Exceptional items	-	-	-	-	-	242.18
5	Profit before tax (3-4)	1,462.86	576.44	1,544.24	2,039.30	398.85	3,116.99
6	Tax expense						
	(a) Current tax	370.75	171.24	124.27	541.99	124.27	770.66
	(b) Deferred tax	(12.11)	(42.75)	268.46	(54.86)	0.41	(95.43)
	Total tax expenses	358.64	128.49	392.73	487.13	124.68	675.18
7	Profit for the period (5-6)	1,104.22	447.95	1,151.51	1,552.17	274.17	2,441.81
8	Other comprehensive income						
	(A) (i) Items that will not be reclassified to the statement of profit and loss	13.53	13.53	3.42	27.06	6.84	201.67
	(ii) Income-tax relating to items that will not be reclassified to the statement of profit and loss	(3.40)	(3.40)	(0.86)	(6.81)	(1.72)	(50.76)
	(B) (i) Items that will be reclassified to the statement of profit and loss	-	-	-	-	-	-
	(ii) Income-tax relating to items that will be reclassified to the statement of profit and loss	-	-	-	-	-	-
	Total other comprehensive income	10.13	10.13	2.56	20.25	5.12	150.91
9	Total comprehensive income for the period (comprising profit and other comprehensive income for the period) (7+8)	1,114.35	458.08	1,154.07	1,572.42	279.29	2,592.72
10	Paid-up equity share capital (face value of ₹ 2 each)	720.48	720.48	720.48	720.48	720.48	720.48
11	Other equity						32,742.67
12	Earnings per share*						
	(a) Basic	3.07	1.24	3.20	4.31	0.76	6.78
	(b) Diluted	3.07	1.24	3.20	4.31	0.76	* 6.78


* not annualised except for the year ended 31 March 2021

See accompanying notes to the financial results

(This space has been intentionally left blank)



**SIGNED FOR
IDENTIFICATION
PURPOSES ONLY**





STERLING TOOLS LIMITED

Regd. Office: Office No. 515, DLF Tower-A, Jasola, New Delhi-110025

Website: stfasteners.com, E-mail: csec@stfasteners.com, CIN: L29222DL1979PLC009668

Part II

Statement of standalone assets and liabilities

(₹ in lakhs)

Particulars	As at	As at
	30 September 2021 (Unaudited)	31 March 2021 (Audited)
ASSETS		
Non-current assets		
(a) Property, plant and equipment	23,444.52	24,400.72
(b) Capital work-in-progress	1,451.25	-
(c) Right-of-use assets	89.78	77.09
(d) Other intangible assets	50.27	55.40
(e) Financial assets		
(i) Investments	3,302.06	3,301.06
(ii) Other financial assets	424.32	424.40
(f) Income-tax assets (net)	10.11	80.13
(g) Other non-current assets	454.16	748.18
Total non current assets	29,226.47	29,086.98
Current assets		
(a) Inventories	11,128.77	10,940.51
(b) Financial assets		
(i) Investments	1,346.00	1,275.48
(ii) Trade receivables	5,095.00	4,155.80
(iii) Cash and cash equivalents	241.69	195.98
(iv) Bank balances other than (iii) above	1,253.36	2,471.21
(v) Loans	524.76	35.94
(vi) Other financial assets	664.09	296.06
(c) Other current assets	2,662.37	3,242.96
Total current assets	22,916.04	22,613.94
TOTAL ASSETS	52,142.51	51,700.92
EQUITY AND LIABILITIES		
Equity		
(a) Equity share capital	720.48	720.48
(b) Other equity	33,954.86	32,742.67
Total equity	34,675.34	33,463.15
Liabilities		
Non current liabilities		
(a) Financial liabilities		
(i) Borrowings	3,204.36	3,774.83
(ii) Lease liabilities	49.16	32.58
(iii) Other financial liabilities [other than those specified in item (b)]	24.96	28.05
(b) Provisions	143.62	144.39
(c) Deferred tax liabilities (net)	1,556.24	1,604.28
(d) Other non-current liabilities	1,505.55	1,614.27
Total non current liabilities	6,483.89	7,198.40
Current liabilities		
(a) Financial liabilities		
(i) Borrowings	6,800.60	6,687.58
(ii) Lease liabilities	41.30	49.29
(iii) Trade payables		
A) Total outstanding dues of micro enterprises and small enterprises; and	429.18	809.31
B) Total outstanding dues of creditors other than micro enterprises and small enterprises	2,500.72	2,181.47
(iv) Other financial liabilities [other than those specified in item (c)]	472.92	426.04
(b) Other current liabilities	618.12	746.73
(c) Provisions	26.21	40.30
(d) Current tax liabilities (net)	94.23	98.65
Total current liabilities	10,983.28	11,039.37
Total liabilities	17,467.17	18,237.77
TOTAL EQUITY AND LIABILITIES	52,142.51	51,700.92

See accompanying notes to the financial results



**SIGNED FOR
IDENTIFICATION
PURPOSES ONLY**





STERLING TOOLS LIMITED

Regd. Office: Office No. 515, DLF Tower-A, Jasola, New Delhi-110025
Website: stlfasteners.com, E-mail: csec@stlfasteners.com, CIN: L29222DL1979PLC009668

Part III

Standalone cash flow statement

(₹ in lakhs)

Particulars	Period ended	Period ended
	30 September 2021	30 September 2020
	(Unaudited)	(Unaudited)
A Cash flow from operating activities		
Net profit before tax	2,039.30	398.65
Adjustments for:		
Depreciation and amortisation expenses	1,336.12	1,248.49
Unrealised foreign exchange (gain)/loss	(13.60)	3.48
Interest on delayed payment of advance tax	-	0.56
Loss on disposal of property, plant and equipment (net)	5.61	-
Remeasurement of defined benefit plans	27.06	6.83
Finance costs	322.11	364.81
Interest on lease liabilities	4.69	2.80
Interest income	(54.70)	(117.99)
Amortisation of grant income	(114.37)	(99.27)
Gain on sale of mutual fund	-	(0.47)
Gain on fair value of mutual fund	(70.52)	(8.38)
Liabilities no longer required written back	-	(9.71)
Gain on fair value of forward contracts	(20.55)	(7.38)
Bad debts written off	0.71	28.93
Operating profit before working capital changes	3,461.86	1,811.55
(Increase)/decrease in financial assets	(1,789.52)	1,119.27
Decrease/(increase) in other assets	994.39	(596.81)
(Decrease)/increase in financial liabilities	(50.82)	381.65
(Increase) in inventories	(188.26)	(178.14)
(Decrease)/increase in other liabilities	(122.96)	101.80
(Decrease)/increase in provisions	(14.85)	6.82
Net cash generated from operations	2,289.84	2,646.14
Income-tax paid (net)	(476.40)	(109.46)
Net cash from operating activities (A)	1,813.44	2,536.68
B Cash flow from investing activities		
Purchase of property, plant and equipment (including capital work- in progress and capital advances)	(1,866.02)	(684.92)
Proceeds from disposal of property, plant and equipment	20.17	-
Maturity of fixed deposit	2,448.91	-
Investment in fixed deposit	(1,215.00)	(4,647.55)
Gain on sale of mutual fund	-	0.47
Interest received	53.18	124.33
Investment in equity instruments	(1.00)	(56.20)
Net cash used in investing activities (B)	(559.76)	(5,263.87)
C Cash flows from financing activities		
Proceeds from non-current borrowings	170.78	-
Repayment of non-current borrowings	(832.06)	(1,041.50)
Interim dividend paid including dividend distribution tax	(360.24)	-
Proceeds from current borrowings (net)	203.84	3,429.10
Repayment of lease liabilities	(40.73)	(25.82)
Interest paid	(349.56)	(399.35)
Net cash (used in)/from financing activities (C)	(1,207.97)	1,962.43
Net increase/(decrease) in cash and cash equivalents (A+B+C)	45.71	(764.76)
Cash and cash equivalents at the beginning of the period	195.98	1,049.27
Cash and cash equivalents at the end of the period	241.69	284.51

Components of cash and cash equivalents:

Balances with scheduled banks in current accounts	238.77	79.12
Cash on hand	2.92	4.11
Balances with banks in deposit accounts with original maturity upto three months	-	201.28
	241.69	284.51

Note:

1. The above standalone cash flow statement has been prepared under the 'indirect method' as set out in Ind AS 7, 'Statement of cash flows'.

See accompanying notes to the financial results



**SIGNED FOR
IDENTIFICATION
PURPOSES ONLY**





STERLING TOOLS LIMITED

Regd. Office: Office No. 515, DLF Tower-A, Jasola, New Delhi-110025
Website: stlfasteners.com, E-mail: csec@stlfasteners.com, CIN: L29222DL1979PLC009668


Notes:

1. The standalone financial results of Sterling Tools Limited (the 'Company') for the quarter and six months ended 30 September 2021 have been reviewed by the Audit Committee and approved by the Board of Directors at their respective meetings held on 1 November 2021. The statutory auditors of the Company have expressed an unmodified review conclusion on these results.
2. The above results have been prepared in accordance with the recognition and measurement principles of applicable Indian Accounting Standards ('Ind AS') as notified under the Companies (Indian Accounting Standards) Rules, 2015 (as amended) specified under section 133 of the Companies Act, 2013, other accounting principles generally accepted in India and in compliance with the presentation and disclosure requirements of Regulation 33 of the SEBI (Listing Obligations and Disclosure Requirements) Regulation, 2015 (as amended).
3. The Company's business falls within a single business segment in terms of the Indian Accounting Standard 108 - Operating Segments and hence no additional disclosures have been furnished.
4. The shareholders of the Company in its Annual General Meeting held on 21 September 2021 have approved final dividend of ₹ 1 per share (face value of ₹ 2 per share) for the financial year 2020-21.
5. The Company continues to closely monitor the impact of COVID - 19 pandemic and believes that there are, currently, no material impact on its operations and financial performance owing to the aforementioned pandemic.
6. Exceptional items for the year ended 31 March 2021 pertains to provision for diminution in the value of investment in the joint venture company, Sterling Fabory India Private Limited. Owing to the operations of the joint venture company, the management had performed an impairment assessment and basis the same, had recorded a provision for diminution in the value of investments amounting to Rs 242.18 lakh.
7. Previous period/year figures have been regrouped/reclassified, where necessary, to conform to the current period's classification.

Place: Faridabad
Date: 01 November 2021



For and on behalf of the Board of Directors


Anil Agarwal
Managing Director
DIN: 00027214



**SIGNED FOR
IDENTIFICATION
PURPOSES ONLY**

Walker Chandniok & Co LLP
L 41, Connaught Circus,
Outer Circle,
New Delhi – 110 001
India
T +91 11 45002219
F +91 11 42787071

Independent Auditor’s Review Report on Consolidated Unaudited Quarterly Financial Results and Year to Date Results of the Company Pursuant to the Regulation 33 of the SEBI (Listing Obligations and Disclosure Requirements) Regulations, 2015 (as amended)

To the Board of Directors of Sterling Tools Limited

1. We have reviewed the accompanying statement of unaudited consolidated financial results (‘the Statement’) of Sterling Tools Limited (‘the Holding Company’) and its subsidiaries (the Holding Company and its subsidiaries together referred to as ‘the Group’) and its joint venture (refer Annexure 1 for the list of subsidiaries and joint venture included in the Statement) for the quarter ended 30 September 2021 and the consolidated year to date results for the period 1 April 2021 to 30 September 2021, being submitted by the Holding Company pursuant to the requirements of Regulation 33 of the SEBI (Listing Obligations and Disclosure Requirements) Regulations, 2015 (as amended), including relevant circulars issued by the Securities and Exchange Board of India (‘SEBI’) from time to time.
2. This Statement, which is the responsibility of the Holding Company’s management and approved by the Holding Company’s Board of Directors, has been prepared in accordance with the recognition and measurement principles laid down in Indian Accounting Standard 34, Interim Financial Reporting (‘Ind AS 34’), prescribed under section 133 of the Companies Act, 2013 (‘the Act’), and other accounting principles generally accepted in India and is in compliance with the presentation and disclosure requirements of Regulation 33 of the SEBI (Listing Obligations and Disclosure Requirements) Regulations, 2015 (as amended), including relevant circulars issued by the SEBI from time to time. Our responsibility is to express a conclusion on the Statement based on our review.
3. We conducted our review of the Statement in accordance with the Standard on Review Engagements (SRE) 2410, Review of Interim Financial Information Performed by the Independent Auditor of the Entity, issued by the Institute of Chartered Accountants of India. A review of interim financial information consists of making inquiries, primarily of persons responsible for financial and accounting matters, and applying analytical and other review procedures. A review is substantially less in scope than an audit conducted in accordance with the Standards on Auditing specified under section 143(10) of the Act, and consequently, does not enable us to obtain assurance that we would become aware of all significant matters that might be identified in an audit. Accordingly, we do not express an audit opinion.

We also performed procedures in accordance with the SEBI Circular CIR/CFD/CMD1/44/2019 dated 29 March 2019 issued by the SEBI under Regulation 33 (8) of the SEBI (Listing Obligations and Disclosure Requirements) Regulations, 2015 (as amended), to the extent applicable.

Walker Chandiook & Co LLP

Independent Auditor's Review Report on Consolidated Unaudited Quarterly Financial Results and Year to Date Results of Sterling Tools Limited Pursuant to the Regulation 33 of the SEBI (Listing Obligations and Disclosure Requirements) Regulations, 2015 (as amended) (cont'd)

4. Based on our review conducted and procedures performed as stated in paragraph 3 above and upon consideration of the review reports of the other auditors referred to in paragraph 5 below, nothing has come to our attention that causes us to believe that the accompanying Statement, prepared in accordance with the recognition and measurement principles laid down in Ind AS 34, prescribed under Section 133 of the Act, and other accounting principles generally accepted in India, has not disclosed the information required to be disclosed in accordance with the requirements of Regulation 33 of the SEBI (Listing Obligations and Disclosure Requirements) Regulations, 2015 (as amended), including the manner in which it is to be disclosed, or that it contains any material misstatement.
5. We did not review the interim financial information of one subsidiary included in the Statement, whose financial information reflects total assets of ₹ 1,416.92 lakh as at 30 September 2021, and total revenues of ₹ 69.34 lakh and ₹ 93.04 lakh, total net loss after tax of ₹ 88.88 lakh and ₹ 208.42 lakh and total comprehensive loss of ₹ 88.88 lakh and ₹ 208.42 lakh, for the quarter and year-to-date period ended on 30 September 2021, respectively, and cash flows (net) of ₹ 20.35 lakh for the period ended 30 September 2021, as considered in the Statement. The Statement also includes the Group's share of net loss after tax of ₹ 10.70 lakh and ₹ 28.78 lakh and total comprehensive loss of ₹ 10.70 lakh and ₹ 28.78 lakh, for the quarter and year-to-date period ended on 30 September 2021, respectively, as considered in the Statement, in respect of the joint venture, whose interim financial information has not been reviewed by us. These interim financial information have been reviewed by other auditors whose review reports have been furnished to us by the management, and our conclusion in so far as it relates to the amounts and disclosures included in respect of this subsidiary and joint venture is based solely on the review reports of such other auditors and the procedures performed by us as stated in paragraph 3 above.

Our conclusion is not modified in respect of this matter with respect to our reliance on the work done by and the reports of the other auditors.

6. The Statement includes the interim financial information of one subsidiary, which has not been reviewed/audited by its auditor, whose interim financial information reflects total assets of ₹ 264.63 lakh as at 30 September 2021, and total revenues of ₹ 2.84 lakh and ₹ 6.22 lakh, net profit after tax of ₹ 1.93 lakh and ₹ 4.19 lakh, total comprehensive income of ₹ 1.93 lakh and ₹ 4.19 lakh for the quarter and year-to-date period ended 30 September 2021 respectively, cash flow (net) of ₹ 10.25 lakh for the period ended 30 September 2021 as considered in the Statement, and has been furnished to us by the Holding Company's management. Our conclusion on the Statement, in so far as it relates to the amounts and disclosures included in respect of this subsidiary, are based solely on such unaudited/unreviewed interim financial information. According to the information and explanations given to us by the management, these interim financial information are not material to the Group.

Our conclusion is not modified in respect of this matter with respect to our reliance on the financial information certified by the Board of Directors.

For Walker Chandiook & Co LLP

Chartered Accountants

Firm Registration No: 001076N/N500013

RAJNI Digitally signed by
RAJNI MUNDRA
Date: 2021.11.01
13:25:12 +05'30'
MUNDRA

Rajni Mundra

Partner

Membership No.: 058644

UDIN: 21058644AAAAHS1557

Place: New Delhi

Date: 01 November 2021

Chartered Accountants

Walker Chandiook & Co LLP

Annexure 1 to the Independent Auditor's Review Report on Consolidated Unaudited Quarterly Financial Results and Year to Date Results of Sterling Tools Limited Pursuant to the Regulation 33 of the SEBI (Listing Obligations and Disclosure Requirements) Regulations, 2015 (as amended)

Annexure 1

List of entities included in the Statement

1. Haryana Ispat Private Limited, subsidiary;
2. Sterling Gtake E-mobility Limited, subsidiary; and
3. Sterling Fabory India Private Limited, joint venture.

(This space has been intentionally left blank)



STERLING TOOLS LIMITED

Regd. Office: Office No. 515, DLF Tower-A, Jasola, New Delhi-110025
 Website: stffasteners.com, E-mail: caec@stffasteners.com, CIN: L29222DL1979PLC009668

Part I

Statement of consolidated unaudited financial results for the quarter and six months ended 30 September 2021

(₹ in lakhs, except per share data)

S. no.	Particulars	Three months ended 30 September 2021	Preceding three months ended 30 June 2021	Corresponding three months ended 30 September 2020	Year to date figures for current period ended 30 September 2021	Year to date figures for the previous period ended 30 September 2020	Year ended 31 March 2021
		(Unaudited)	(Unaudited)	(Unaudited)	(Unaudited)	(Unaudited)	(Audited)
1	Income						
	(a) Revenue from operations	12,780.38	8,925.69	9,520.92	21,706.07	11,547.88	35,314.10
	(b) Other income	153.07	145.29	143.73	298.37	263.13	537.01
	Total income	12,933.45	9,070.98	9,664.65	22,004.44	11,811.01	35,851.11
2	Expenses						
	(a) Cost of materials consumed	5,110.34	3,635.76	3,547.19	8,746.10	4,072.52	13,694.87
	(b) Changes in inventories of finished goods and work-in-progress	(24.74)	(283.03)	(459.99)	(307.77)	(137.25)	(1,549.20)
	(c) Employee benefits expense	1,138.92	1,149.22	955.11	2,288.14	1,757.18	3,790.72
	(d) Finance costs	161.29	182.65	198.14	343.94	378.42	760.25
	(e) Depreciation and amortisation expenses	668.15	679.69	654.79	1,347.84	1,249.12	2,637.65
	(f) Consumption of stores and spares	1,140.72	719.14	712.68	1,859.85	864.00	2,932.15
	(g) Power and fuel	1,012.06	697.18	867.50	1,709.24	1,049.07	3,076.57
	(h) Other expenses	2,371.81	1,850.94	1,718.75	4,222.75	2,275.13	7,423.54
	Total expenses	11,578.55	8,631.55	8,194.17	20,210.09	11,508.19	32,766.55
3	Profit before share of loss of investment accounted for using equity method and tax (1-2)	1,354.90	439.43	1,470.48	1,794.35	302.82	3,084.56
4	Share of loss of investment accounted for using equity method	(10.70)	(18.08)	(4.89)	(28.78)	(27.38)	(50.80)
5	Profit before tax (3+4)	1,344.20	421.35	1,465.59	1,765.57	275.44	3,033.76
6	Tax expense						
	(a) Current tax	371.49	172.12	125.11	543.61	125.92	774.33
	(b) Deferred tax	(33.87)	(63.34)	259.65	(97.22)	0.57	(91.48)
	Total tax expenses	337.62	108.78	394.76	446.39	126.49	682.85
7	Profit for the period (5-6)	1,006.58	312.57	1,070.83	1,319.18	148.95	2,350.91
8	Other comprehensive income						
	(A) (i) Items that will not be reclassified to the statement of profit and loss	13.53	13.53	3.42	27.06	6.84	201.67
	(ii) Income-tax relating to items that will not be reclassified to the statement of profit and loss	(3.40)	(3.40)	(0.86)	(6.81)	(1.72)	(50.76)
	(B) (i) Items that will be reclassified to the statement of profit and loss	-	-	-	-	-	-
	(ii) Income-tax relating to items that will be reclassified to the statement of profit and loss	-	-	-	-	-	-
	Total other comprehensive income	10.13	10.13	2.56	20.25	5.12	150.91
9	Total comprehensive income for the period (comprising profit and other comprehensive income for the period) (7+8)	1,016.71	322.70	1,073.39	1,339.43	154.07	2,501.82
10	Profit/(loss) for the period attributable to						
	(a) Owners of the Company	1,006.58	312.71	1,070.77	1,319.32	149.28	2,351.18
	(b) Non controlling interests	-	(0.14)	0.06	(0.14)	(0.33)	(0.27)
11	Other comprehensive income attributable to						
	(a) Owners of the Company	10.13	10.13	2.56	20.25	5.12	150.91
	(b) Non controlling interests	-	-	-	-	-	-
12	Total comprehensive income/(loss) attributable to						
	(a) Owners of the Company	1,016.71	322.84	1,073.33	1,339.57	154.40	2,502.09
	(b) Non controlling interests	-	(0.14)	0.06	(0.14)	(0.33)	(0.27)
13	Paid-up equity share capital (face value of ₹ 2 each)	720.48	720.48	720.48	720.48	720.48	720.48
14	Other equity						32,426.79
15	Earnings per share*						
	(a) Basic	2.79	0.87	2.97	3.66	0.41	6.53
	(b) Diluted	2.79	0.87	2.97	3.66	0.41	6.53

* not annualised except for the year ended 31 March 2021

See accompanying notes to the financial results

(This space has been intentionally left blank)



**SIGNED FOR
IDENTIFICATION
PURPOSES ONLY**



[Handwritten signature]



STERLING TOOLS LIMITED

Regd. Office: Office No. 515, DLF Tower-A, Jasola, New Delhi-110025
Website: stlfasteners.com, E-mail: csec@stlfasteners.com, CIN: L29222DL1979PLC009668

Part II

Statement of consolidated assets and liabilities

Particulars	As at	As at
	30 September 2021 (Unaudited)	31 March 2021 (Audited)
ASSETS		
Non-current assets		
(a) Property, plant and equipment	24,697.86	25,584.70
(b) Capital work-in-progress	1,509.79	34.67
(c) Right-of-use assets	89.78	77.09
(d) Other intangible assets	56.86	60.82
(e) Investments accounted for using the equity method	148.06	176.84
(f) Financial assets		
(i) Investments	1,140.14	1,140.14
(ii) Other financial assets	426.86	426.94
(g) Income-tax assets (net)	10.62	80.56
(h) Other non-current assets	516.01	755.58
Total non current assets	28,595.98	28,337.34
Current assets		
(a) Inventories	11,454.30	10,968.68
(b) Financial assets		
(i) Investments	1,346.00	1,275.48
(ii) Trade receivables	5,146.64	4,163.29
(iii) Cash and cash equivalents	588.94	512.63
(iv) Bank balances other than (iii) above	1,505.92	2,720.11
(v) Loans	24.76	35.94
(vi) Other financial assets	664.88	305.65
(c) Other current assets	2,870.74	3,310.95
Total current assets	23,602.18	23,292.73
TOTAL ASSETS	52,198.16	51,630.07
EQUITY AND LIABILITIES		
Equity		
(a) Equity share capital	720.48	720.48
(b) Other equity	33,405.64	32,426.79
Total equity attributable to owners of the Company	34,126.12	33,147.27
Non controlling interest	-	0.67
Total equity	34,126.12	33,147.94
Liabilities		
Non current liabilities		
(a) Financial liabilities		
(i) Borrowings	3,204.36	3,774.83
(ii) Lease liabilities	49.16	32.58
(iii) Other financial liabilities [other than those specified in item (b)]	24.96	28.05
(b) Provisions	149.50	148.98
(c) Deferred tax liabilities (net)	1,599.13	1,689.54
(d) Other non-current liabilities	1,505.55	1,614.27
Total non current liabilities	6,532.66	7,288.25
Current liabilities		
(a) Financial liabilities		
(i) Borrowings	6,800.60	6,687.58
(ii) Lease liabilities	41.30	49.29
(iii) Trade payables		
A) Total outstanding dues of micro enterprises and small enterprises; and	429.18	809.32
B) Total outstanding dues of creditors other than micro enterprises and small enterprises	2,789.69	2,243.73
(iv) Other financial liabilities [other than those specified in item (c)]	612.03	507.39
(b) Other current liabilities	742.72	755.14
(c) Provisions	26.21	40.36
(d) Current tax liabilities (net)	97.65	101.07
Total current liabilities	11,539.38	11,193.88
Total liabilities	18,072.04	18,482.13
TOTAL EQUITY AND LIABILITIES	52,198.16	51,630.07

See accompanying notes to the financial results



**SIGNED FOR
IDENTIFICATION
PURPOSES ONLY**



[Handwritten signature]



STERLING TOOLS LIMITED

Regd. Office: Office No. 515, DLF Tower-A, Jasola, New Delhi-110025
Website: stfasteners.com, E-mail: csec@stfasteners.com, CIN: L29222DL1979PLC009668

Part III

Consolidated cash flow statement

(₹ in lakhs)

Particulars	Period ended	Period ended
	30 September 2021	30 September 2020
	(Unaudited)	(Unaudited)
A Cash flow from operating activities		
Net profit before tax	1,765.57	275.44
Adjustments for:		
Share of loss for investment in joint venture	28.78	27.38
Depreciation and amortisation expenses	1,347.84	1,249.12
Unrealised foreign exchange (gain)/loss	(10.90)	3.48
Interest on delayed payment of advance taxes	-	0.56
Loss on disposal of property, plant and equipment (net)	5.61	-
Remeasurement of defined benefit plans	27.06	6.83
Finance costs	324.71	364.81
Interest on lease liabilities	4.69	2.80
Interest income	(61.31)	(120.57)
Amortisation of grant income	(114.37)	(99.27)
Gain on sale of mutual fund	-	(0.47)
Gain on fair value of mutual fund	(70.52)	(8.38)
Liabilities no longer required written back	-	(9.71)
Gain on fair value of forward contracts	(20.55)	(7.38)
Bad debts written off	0.71	28.93
Operating profit before working capital changes	3,227.32	1,713.57
(Increase)/decrease in financial assets	(1,327.46)	1,114.78
Decrease/(increase) in other assets	854.00	(632.68)
Increase in financial liabilities	229.71	395.30
(Increase) in inventories	(485.61)	(181.45)
(Decrease)/increase in other liabilities	(6.77)	112.94
(Decrease)/increase in provisions	(13.64)	6.82
Net cash generated from operations	2,477.55*	2,529.28
Income-tax paid (net)	(477.09)	(109.94)
Net cash from operating activities (A)	2,000.46	2,419.34
B Cash flow from investing activities		
Purchase of property, plant and equipment (including capital work- in progress and capital advances)	(2,026.67)	(704.13)
Proceeds from disposal of property, plant and equipment	20.17	-
Maturity of fixed deposit	2,697.81	-
Investment in fixed deposit	(1,465.00)	(4,647.55)
Gain on sale of mutual fund	-	0.47
Interest received	59.79	126.91
Investment in equity instruments	(1.00)	(56.20)
Net cash used in investing activities (B)	(714.90)	(5,280.50)
C Cash flows from financing activities		
Proceeds from non-current borrowings	170.78	-
Repayment of non-current borrowings	(832.06)	(1,041.50)
Interim dividend paid including dividend distribution tax	(360.24)	-
Proceeds from current borrowings (net)	203.84	3,429.10
Repayment of lease liabilities	(40.73)	(25.82)
Interest paid	(350.84)	(399.35)
Net cash (used in)/from financing activities (C)	(1,209.25)	1,962.43
Net increase/(decrease) in cash and cash equivalents (A+B+C)	76.31	(898.73)
Cash and cash equivalents at the beginning of the period	512.63	1,568.34
Cash and cash equivalents at the end of the period	588.94	669.61

Components of cash and cash equivalents:

Balances with scheduled banks in current accounts	383.88	113.17
Cash on hand	5.06	6.26
Balances with banks in deposit accounts with original maturity upto three months	200.00	550.18
	588.94	669.61


Note:

1. The above consolidated cash flow statement has been prepared under the 'indirect method' as set out in Ind AS 7, 'Statement of cash flows'.

See accompanying notes to the financial results



**SIGNED FOR
IDENTIFICATION
PURPOSES ONLY**





STERLING TOOLS LIMITED

Regd. Office: Office No. 515, DLF Tower-A, Jasola, New Delhi-110025

Website: stfasteners.com, E-mail: csec@stfasteners.com, CIN: L29222DL1979PLC009668

Notes:

1. The consolidated financial results of Sterling Tools Limited (the 'Holding Company') for the quarter and six months ended 30 September 2021 have been reviewed by the Audit Committee and approved by the Board of Directors at their respective meetings held on 1 November 2021. The statutory auditors of the Holding Company have expressed an unmodified review conclusion on these results.
2. The above results have been prepared in accordance with the recognition and measurement principles of applicable Indian Accounting Standards ('Ind AS') as notified under the Companies (Indian Accounting Standards) Rules, 2015 (as amended) specified under section 133 of the Companies Act, 2013, other accounting principles generally accepted in India and in compliance with the presentation and disclosure requirements of Regulation 33 of the SEBI (Listing Obligations and Disclosure Requirements) Regulation, 2015 (as amended).
3. The Group's business falls within a single business segment in terms of the Indian Accounting Standard 108 - Operating Segments and hence no additional disclosures have been furnished.
4. The shareholders of the Holding Company in its Annual General Meeting held on 21 September 2021 have approved final dividend of ₹ 1 per share (face value of ₹ 2 per share) for the financial year 2020-21.
5. The Group continues to closely monitor the impact of COVID - 19 pandemic and believes that there are, currently, no material impact on its operations and financial performance owing to the aforementioned pandemic.
6. Previous period/year figures have been regrouped/reclassified, where necessary, to conform to the current period's classification.

Place: Faridabad
Date: 01 November 2021



For and on behalf of the Board of Directors


Anil Aggarwal
Managing Director
DN: 00027214



**SIGNED FOR
IDENTIFICATION
PURPOSES ONLY**