

**MEGASOFT LIMITED**

CIN : L72200TN1999PLC042730

My Home Hub, 1st Floor, Block-3,

Madhapur, Hyderabad - 500081,

Telangana, India.

Tel : +91 (40) 4033 0000; Fax : +91 (40) 4013 3555

website : www.megasoft.com

30th October, 2020**To****Bombay Stock Exchange Limited**

Phiroze JeeJee Bhoy Towers

Dalal Street, Fort

Mumbai 400001

Scrip Code: 532408**National Stock Exchange of India Limited**

Exchange Plaza

Bandra-Kurla Complex, Bandra(E)

Mumbai 400051

Symbol: MEGASOFT**Sub.: Outcome of the Board Meeting held on October 30, 2020.**

Dear Sir(s),

We refer to our letter dated October 22, 2020 intimating you of the convening of the Meeting of the Board of Directors of our Company. In this regard, we wish to inform that the Board of Directors of our Company met today & approved the Unaudited Financial Results of the Company (both Standalone and Consolidated) for the quarter and half year ended on September 30, 2020 in the format prescribed under Regulation 33 of the SEBI (LODR) Regulations, 2015 and pursuant to SEBI Circular No. CIR/CFD/FAC/62/2016 dated July 5, 2016. In this connection we enclose the following:

- a. Standalone Unaudited Financial Results for the quarter and half year ended September 30, 2020.
- b. Auditors' Limited Review Report on above Standalone unaudited financial results.
- c. Consolidated Unaudited Financial Results for the quarter and half year ended September 30, 2020.
- d. Auditors' Limited Review Report on above consolidated unaudited financial results.
- e. Statement of Assets and Liabilities (both Standalone and Consolidated) as on September 30, 2020
- f. Statement of Cash Flow Statement (both Standalone and Consolidated) for half year ended on September 30, 2020





Pursuant to Regulation 47 of the SEBI (LODR) Regulations, 2015 and above mentioned SEBI circular, we would be publishing an extract of the financial results in the prescribed format in English and Tamil Newspapers within the stipulated time. The financial results (Standalone & Consolidated) would be available on the website of the Company i.e. at <http://megasoft.com/investor-services.html> and also on the websites of the stock exchanges i.e. www.bseindia.com and www.nseindia.com.

We further wish to inform that the Meeting of the Board of Directors of the Company commenced at 10:00 a.m. and concluded at 12.50 p.m.

Kindly take the information on record.

Thanking you,

For **Megasoft Limited**

.....
G V Kumar

Managing Director and CEO





Megasoft Limited

Registered Office: #85, Kutchery Road, Mylapore, Chennai, India - 600 004

Corporate Office : 01st Floor, Block-3, My Home Hub, Madhapur, Hyderabad – 500081, Telangana, India.

Unaudited Financial Results For Quarter and Half Year Ended on September 30, 2020

CIN: L72200TN1999PLC042730, Phone: +91-44-24616768 Fax: +91-44-24617810, Email: investors@megasoft.com

Part I

(Rs) In Lakhs

Particulars	Standalone					
	Quarter Ended			Year to date		Year ended
	30/09/2020 (Unaudited)	30/06/2020 (Unaudited)	30/09/2019 (Unaudited)	30/09/2020 (Unaudited)	30/09/2019 (Unaudited)	31/03/2020 (Audited)
I Revenue from Operations	404.43	450.23	427.66	854.66	870.42	2,034.40
II Other Income	127.07	148.38	199.75	275.45	303.11	650.28
III Total Revenue (I + II)	531.50	598.61	627.41	1,130.11	1,173.53	2,684.68
IV Expenses:						
a Cost of materials consumed	6.70	6.70	16.72	13.40	51.31	102.33
b Purchases of Stock-in-Trade	-	-	-	-	-	-
c Changes in inventories of finished goods, Stock-in-Trade and work-in-progress	-	-	-	-	-	-
d Employee benefits expense	207.70	200.80	197.22	408.50	403.85	775.73
e Finance costs	75.75	64.45	102.54	140.20	186.12	366.67
f Depreciation and amortisation expense	82.35	94.24	85.21	176.59	170.89	344.73
g Other expenses	130.00	125.06	215.80	255.06	327.63	1,043.26
Total Expenses (IV)	502.50	491.25	617.49	993.75	1,139.80	2,632.73
V Profit/ (Loss) before exceptional items and tax (III - IV)	29.00	107.36	9.92	136.36	33.73	51.94
VI Exceptional items	-	-	-	-	-	-
VII Profit/ (Loss) after exceptional items and before tax (V - VI)	29.00	107.36	9.92	136.36	33.73	51.94
VIII Tax expense:						
a Current tax	-	-	-	-	-	-
b Deferred tax	-	-	-	-	-	(3.78)
IX Total tax expenses	-	-	-	-	-	(3.78)
X Net movement in regulatory deferral account balances related to profit or loss and the related deferred tax movement	-	-	-	-	-	-
XI Profit (Loss) for the period from continuing operations (VII-IX+X)	29.00	107.36	9.92	136.36	33.73	55.73
XII Profit/(loss) from discontinued operations	-	-	-	-	-	-
XIII Tax expense of discontinued operations	-	-	-	-	-	-
XIV Profit/(loss) from Discontinued operations (after tax) (XII-XIII)	-	-	-	-	-	-





XV	Share of profit (loss) of associates and joint ventures accounted for using equity method	-	-	-	-	-	-
XVI	Profit (Loss) for the period (XI + XIV+XV)	29.00	107.36	9.92	136.36	33.73	55.73
XVII	Other Comprehensive Income						
	A 1. Items that will not be reclassified to profit or loss:						(0.10)
	2. Income tax relating to these items	-	-	-	-	-	-
	B. 1. Items that will be reclassified to profit or loss:						
	2. Income tax relating to these items	-	-	-	-	-	-
XVIII	Total Comprehensive income for the year (XVI+XVII)	29.00	107.36	9.92	136.36	-	55.63
XIX	Total profit or loss, attributable to						
	Profit/loss attributable to owners of parent	-	-	-	-	-	-
	Total profit/loss attributable to non-controlling interests	-	-	-	-	-	-
XX	Total Comprehensive income for the period attributable to						
	Comprehensive income for the period attributable to owners of parent	-	-	-	-	-	-
	Total comprehensive income for the period attributable to owners of parent non-controlling interests	-	-	-	-	-	-
XXI	Details of equity share capital						
a	Paid-up equity share capital	4,426.73	4,426.73	4,426.73	4,426.73	4,426.73	4,426.73
b	(face value of the share shall be indicated)	10.00	10.00	10.00	10.00	10.00	10.00
XXII	Details of debt securities						
XXIII	Reserves excluding revaluation reserve	7,758.84	7,729.84	7,600.61	7,758.84	7,600.61	7,622.48
XXIV	Debenture redemption reserve	-	-	-	-	-	-
XXV	Earnings per share:						
a	Earnings per equity share for continuing operations						
	Basic earnings (loss) per share from continuing operations	0.07	0.24	0.02	0.31	0.08	0.13
	Diluted earnings (loss) per share from continuing operations	0.07	0.24	0.02	0.31	0.08	0.13
b	Earnings per equity share for discontinued operations						
	Basic earnings (loss) per share from discontinued operations	-	-	-	-	-	-
	Diluted earnings (loss) per share from discontinued operations	-	-	-	-	-	-
c	Earnings per equity share						





	Basic earnings (loss) per share from continuing and discontinued operations	0.07	0.24	0.02	0.31	0.08	0.13
	Diluted earnings (loss) per share from continuing and discontinued operations	0.07	0.24	0.02	0.31	0.08	0.13
XXVI	Disclosure of notes on financial results	-	-	-	-	-	-

For Megasoft Limited

G. V. Kumar

GV KUMAR

CEO & Managing Director



Date : 30.10.2020

Place: Hyderabad

N.C. RAJAGOPAL & CO.,
CHARTERED ACCOUNTANTS

22, V. KRISHNASWAMY AVENUE,
LUZ CHURCH ROAD, MYLAPORE,
CHENNAI - 600 004.

Partners:

N.C. SUNDARARAJAN, F.C.A.
G.N. GOPALARATHNAM, B.Sc., F.C.A., DISA
V. ANANTHARAMAN, B.Com., F.C.A.
M.V. RENGARAJAN, N.D.COM., F.C.A.



SUMITHRA RAVICHANDRAN, B.Sc., F.C.A.
N.C. VIJAYKUMAR, B.Com., F.C.A., DISA
V. CHANDRASEKARAN, B.Com., F.C.A.
N. SUNDAR, B.Sc., F.C.A., DISA
ARJUN .S, B.Com., F.C.A.

Ref :

Date:

Independent Auditor's Review Report On Standalone Unaudited Quarterly and Year to Date Financial Results of the Company Pursuant to the Regulation 33 of the SEBI (Listing Obligations and Disclosure Requirements) Regulations, 2015

**Review report to
The Board of Directors of Megasoft Limited**

We have reviewed the accompanying statement of unaudited financial results of Megasoft Ltd for the period ended 30th September 2020. This statement is the responsibility of the Company's Management and has been approved by the Board of Directors. Our responsibility is to issue a report on these financial statements based on our review.

We conducted our review of the Statement in accordance with the Standard on Review Engagements (SRE) 2410 "Review of Interim Financial Information Performed by the Independent Auditor of the Entity", issued by the Institute of Chartered Accountants of India. This standard requires that we plan and perform the review to obtain moderate assurance as to whether the financial statements are free of material misstatement. A review is limited primarily to inquiries of company personnel and analytical procedures applied to financial data and thus provides less assurance than an audit. We have not performed an audit and accordingly, we do not express an audit opinion.

Based on our review conducted as above, nothing has come to our attention that causes us to believe that the accompanying statement of unaudited financial results prepared in accordance with applicable accounting standards and other recognized accounting practices and policies has not disclosed the information required to be disclosed in terms of Regulation 33 of the SEBI (Listing Obligations and Disclosure Requirements) Regulations, 2015 including the manner in which it is to be disclosed, or that it contains any material misstatement.

For N.C. Rajagopal & Co.,
Chartered Accountants
(Firm Regn No.003398S)

Arjun S
Partner



Place : Chennai
Date : 30/10/2020

(Membership No. 230448)

UDIN : 20230448AAAACJ9297

Phone : +91 44 2499 1569 / 2499 3056, 2499 1095
2498 7746 / 2498 6170
E-mail : ncrajagopal@gmail.com

Facsimile : +91 44 2499 1485, 2498 8682
Branches at : Chennai - 6, Salem & Erode



Megasoft Limited

Registered Office: #85, Kutchery Road, Mylapore, Chennai, India - 600 004

Corporate Office : 01st Floor, Block-3, My Home Hub, Madhapur, Hyderabad – 500081, Telangana, India.

Unaudited Financial Results For Quarter and Half Year Ended on September 30,2020

CIN: L72200TN1999PLC042730, Phone: +91-44-24616768 Fax: +91-44-24617810, Email: investors@megasoft.com

Part II

(Rs) In Lakhs

Particulars	Consolidated					
	Quarter Ended			Year to date		Year ended
	30/09/2020 (Unaudited)	30/06/2020 (Unaudited)	30/09/2019 (Unaudited)	30/09/2020 (Unaudited)	30/09/2019 (Unaudited)	31/03/2020 (Audited)
I Revenue from Operations	1,537.58	1,350.01	1,230.66	2,887.59	2,487.14	5,673.26
II Other Income	127.07	148.38	199.75	275.45	303.11	650.28
III Total Revenue (I + II)	1,664.65	1,498.39	1,430.41	3,163.04	2,790.25	6,323.54
IV Expenses:						
a Cost of materials consumed	553.40	400.27	332.89	953.67	630.72	1,644.82
b Purchases of Stock-in-Trade	-	-	-	-	-	-
c Changes in inventories of finished goods, Stock-in-Trade and work-in-	-	-	-	-	-	-
d Employee benefits expense	333.64	310.74	311.64	644.38	631.50	1,246.41
e Finance costs	138.34	133.62	190.56	271.96	339.60	682.82
f Depreciation and amortisation exp	109.72	121.14	132.87	230.86	268.48	437.58
g Other expenses	456.40	455.92	451.03	912.32	806.84	2,244.98
Total Expenses (IV)	1,591.50	1,421.69	1,418.99	3,013.18	2,677.14	6,256.61
V Profit/ (Loss) before exceptional items and tax (III - IV)	73.15	76.70	11.42	149.86	113.11	66.93
VI Exceptional items						
VII Profit/ (Loss) after exceptional items and before tax (V - VI)	73.15	76.70	11.42	149.86	113.11	66.93
VIII Tax expense:						
a Current tax						
b Deferred tax	0.01	-	-	0.01	-	(3.78)
IX Total tax expenses						(3.78)
X Net movement in regulatory deferral account balances related to profit or loss and the related deferred tax movement						
XI Profit (Loss) for the period from continuing operations (VII-IX+X)	73.14	76.70	11.42	149.85	113.11	70.71
XII Profit/(loss) from discontinued operations						
XIII Tax expense of discontinued operations						
XIV Profit/(loss) from Discontinued operations (after tax) (XII-XIII)						
XV Share of profit (loss) of associates and joint ventures accounted for using equity method						
XVI Profit (Loss) for the period (XI + XIV+XV)	73.14	76.70	11.42	149.85	113.11	70.71
XVII Other Comprehensive Income						
A 1. Items that will not be reclassified to profit or loss:						
i) Remeasurements of post						(0.10)
ii) Changes in Revaluation Surplus						



	2. Income tax relating to these items			-	-	-	-
	B. 1. Items that will be reclassified to profit or loss:						
	i) fair value Changes in Equity instruments through OCI			-	-	-	-
	2. Income tax relating to these items			-	-	-	-
XVIII	Total Comprehensive income for the year (XVI+XVII)	73.14	76.70	11.42	149.85	113.11	70.61
XIX	Total profit or loss, attributable to						
	Profit/loss attributable to owners of parent			-	-	-	-
	Total profit/loss attributable to non-controlling interests			-	-	-	-
XX	Total Comprehensive income for the period attributable to						
	Comprehensive income for the period attributable to owners of parent			-	-	-	-
	Total comprehensive income for the period attributable to owners of parent non-controlling interests			-	-	-	-
XXI	Details of equity share capital						
a	Paid-up equity share capital	4,426.73	4,426.73	4,426.73	4,426.73	4,426.73	4,426.73
b	(face value of the share shall be indicated)	10.00	10.00	10.00	10.00	10.00	10.00
XXII	Details of debt securities			-	-	-	-
XXIII	Reserves excluding revaluation reserve	6,944.32	6,908.54	6,796.97	6,944.32	6,796.97	6,836.52
XXIV	Debenture redemption reserve			-	-	-	-
XXV	Earnings per share:						
a	Earnings per equity share for continuing operations						
	Basic earnings (loss) per share from continuing operations	0.17	0.17	0.03	0.34	0.26	0.16
	Diluted earnings (loss) per share from continuing operations	0.17	0.17	0.03	0.34	0.26	0.16
b	Earnings per equity share for discontinued operations						
	Basic earnings (loss) per share from discontinued operations			-	-	-	-
	Diluted earnings (loss) per share from discontinued operations			-	-	-	-
c	Earnings per equity share						
	Basic earnings (loss) per share from continuing and discontinued operations	0.17	0.17	0.03	0.34	0.26	0.16
	Diluted earnings (loss) per share from continuing and discontinued operations	0.17	0.17	0.03	0.34	0.26	0.16
XXVI	Disclosure of notes on financial results			-	-	-	-

For Megasoft Limited

G. V. Kumar

GV KUMAR

CEO & Managing Director



Date : 30.10.2020

Place: Hyderabad



NOTES:

1. The above results were reviewed by the Audit / Risk & Compliance Committee and approved by the Board of Directors at their meeting on 30th October 2020.
2. The Company has a single reportable segment, that of telecom and has been disclosed in accordance with SEBI (LODR) regulation, 2015.
3. Previous periods' figures have been rearranged wherever necessary to conform to the current period classifications/ disclosures.
4. Pursuant to the provisions of the SEBI Listing Regulations, an extract of Standalone & Consolidated financial results is being published in the newspapers. The Standalone and Consolidated Unaudited financial results will be made available on the company's website i.e. at <http://megasoft.com/investor-services.html> and also on the websites of the stock exchanges i.e. www.bseindia.com and www.nseindia.com.



Partners:

N.C. SUNDARARAJAN, F.C.A.
G.N. GOPALARATHNAM, B.Sc., F.C.A., DISA
V. ANANTHARAMAN, B.Com., F.C.A.
M.V. RENGARAJAN, N.D.COM., F.C.A.



SUMITHRA RAVICHANDRAN, B.Sc., F.C.A.
N.C. VIJAYKUMAR, B.Com., F.C.A., DISA
V. CHANDRASEKARAN, B.Com., F.C.A.
N. SUNDAR, B.Sc., F.C.A., DISA
ARJUN .S, B.Com., F.C.A.

Ref :

Date:

Independent Auditor's Review Report On consolidated unaudited quarterly and year to date financial results of the Company Pursuant to the Regulation 33 of the SEBI (Listing Obligations and Disclosure Requirements) Regulations, 2015

**Review report to
Board of Directors of Megasoft Limited**

1. We have reviewed the accompanying Statement of Consolidated Unaudited Financial Results of Megasoft Limited ("The Company") ("the Parent") and its subsidiaries (the Parent and its subsidiaries together referred to as "the Group") for the quarter ended 30th September 2020 and for the period from 1st April 2020 to 30th September 2020 ("the Statement"), being submitted by the Parent pursuant to the requirement of Regulation 33 of the SEBI (Listing Obligations and Disclosure Requirements) Regulations, 2015, as amended. Attention is drawn to the fact that the consolidated figures for the corresponding quarter ended 30th September 2020 and the corresponding period from 1st April 2020 to 30th September 2020, as reported in these financial results have been approved by the Parent's Board of Directors, but have not been subjected to review.

2. This Statement, which is the responsibility of the Parent's Management and approved by the Parent's Board of Directors, has been prepared in accordance with the recognition and measurement principles laid down in Indian Accounting Standard 34 "Interim Financial Reporting" ("Ind AS 34"), prescribed under Section 133 of the Companies Act, 2013, and other accounting principles generally accepted in India. Our responsibility is to express a conclusion on the Statement based on our review.

3. We conducted our review of the Statement in accordance with the Standard on Review Engagements (SRE) 2410 "Review of Interim Financial Information Performed by the Independent Auditor of the Entity", issued by the Institute of Chartered Accountants of India. A review of interim financial information consists of making inquiries, primarily of persons responsible for financial and accounting matters, and applying analytical and other review procedures. A review is substantially less in scope than an audit conducted in accordance with Standards on Auditing and consequently does not enable us to obtain assurance that we would become aware of all significant matters that might be identified in an audit. Accordingly, we do not express an audit opinion.

We also performed procedures in accordance with the circular issued by the SEBI under Regulation 33 (8) of the SEBI (Listing Obligations and Disclosure Requirements) Regulations 2015, as amended, to the extent applicable.



4. The Statement includes the results of the following entities:

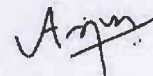
- a. Megasoft Consultants SDN BHD
- b. XIUS Holding Corp
- c. XIUS Corp
- d. XIUS DE RL DE CV

5. Based on our review conducted and procedures performed as stated in paragraph 3 above, nothing has come to our attention that causes us to believe that the accompanying Statement, prepared in accordance with the recognition and measurement principles laid down in the aforesaid Indian Accounting Standard and other accounting principles generally accepted in India, has not disclosed the information required to be disclosed in terms of Regulation 33 of the SEBI (Listing Obligations and Disclosure Requirements) Regulations, 2015, as amended, including the manner in which it is to be disclosed, or that it contains any material misstatement.

6. We did not review the interim financial results of 4 subsidiaries included in the consolidated unaudited financial results, whose interim financial results reflect total assets of Rs 7,457.40 lakhs as at 30th September 2020 and total revenues of Rs. 2,694.26 lakhs and total net profit after tax of Rs. 13.50 lakhs and total comprehensive income of 13.50 lakhs, for the quarter ended 30th September 2020 and for the period from 1st April 2020 to 30th September 2020 respectively, and cash flows of Rs. (49.76) lakhs for the period from 1st April 2020 to 30th September 2020, as considered in the consolidated unaudited financial results. The consolidated unaudited financial results also includes the Group's share of net profit after tax of Rs. 13.50 lakhs for the quarter ended 30th September 2020 and for the period from 1st April 2020 to 30th September 2020, respectively. These interim financial results and other information of foreign subsidiaries have been reviewed by other auditors whose reports have been furnished to us by the management and our conclusion on the statement, in so far as it relates to the amounts and disclosures included in respect of these subsidiaries is based solely on the reports of the other auditors and the procedures performed by us stated in paragraph 3 above.

Our conclusion on the Statement is not modified in respect of the above matter.

For N.C. Rajagopal & Co.,
Chartered Accountants
(Firm Regn No.003398S)



Arjun S
Partner

(Membership No. 230448)

UDIN : 20230448AAAACK9925

Place : Chennai
Date : 30/10/2020





Megasoft Limited

Registered Office: #85, Kutcheri Road, Mylapore, Chennai, India - 600 004

Corporate Office : 01st Floor, Block-3, My Home Hub, Madhapur, Hyderabad – 500081, Telangana, India.

Unaudited Financial Results For The Quarter and Half year ended on September 30, 2020

CIN: L72200TN1999PLC042730, Phone: +91-44-24616768 Fax: +91-44-24617810, Email: investors@megasoft.com

(Rs) In Lakhs



Unaudited Financial Statement of Asset and Liabilities

Particulars	Standalone		Consolidated	
	As at 30.09.2020	As at 31.03.2020	As at 30.09.2020	As at 31.03.2020
Assets				
1 Non-current assets				
Property, plant and equipment	13,881.50	13,468.80	16,644.41	16,339.29
Capital work-in-progress				
Investment property	-	-	-	-
Goodwill	-	-	7,936.12	7,936.12
Other intangible assets	-	-	-	-
Intangible assets under development	-	-	-	-
Biological assets other than bearer plants	-	-	-	-
Investments accounted for using equity method	-	-	-	-
Non-current financial assets				
Non-current investments	3,395.70	3,395.70	-	-
Loans	-	-	-	-
Trade receivables, non-current	-	-	-	-
Other non-current financial assets	125.63	137.39	125.62	137.39
Total non-current financial assets	3,521.33	3,533.09	125.62	137.39
Deferred tax assets (net)	61.28	61.28	60.73	60.75
Other non-current assets	6,368.92	6,350.59	18.33	
Total non-current assets	23,833.03	23,413.76	24,785.21	24,473.55
2 Current assets				
Inventories	-	-	-	-
Current financial asset				
Current investments	-	-	-	-
Trade receivables, current	3,859.80	4,456.14	4,989.54	5,933.22
Cash and cash equivalents	13.85	11.71	635.47	583.57
Bank balance other than cash and cash equivalents	33.05	33.05	33.05	33.05
Loans, current	-	-	-	-
Other current financial assets	-	-	-	-
Total current financial assets	3,906.70	4,500.90	5,658.06	6,549.84
Current tax assets (net)	596.82	571.62	597.68	572.81
Other current assets	639.70	582.05	2,002.73	1,530.09



	Total current assets	5,143.22	5,654.57	8,258.47	8,652.74
3	Non-current assets classified as held for sale	-	-	-	-
4	Regulatory deferral account debit balances and related deferred tax Assets	-	-	-	-
	Total assets	28,976.25	29,068.33	33,043.68	33,126.29
	Equity and liabilities				
1	Equity				
	Equity attributable to owners of parent				
	Equity share capital	4,426.73	4,426.73	4,426.73	4,426.73
	Other equity	10,532.57	10,396.21	9,718.04	9,610.25
	Total equity attributable to owners of parent	14,959.30	14,822.94	14,144.77	14,036.98
	Non controlling interest	-	-	-	-
	Total equity	14,959.30	14,822.94	14,144.77	14,036.98
2	Liabilities				
	Non-current liabilities				
	Non-current financial liabilities				
	Borrowings, non-current	-	-	-	-
	Trade payables, non-current	-	-	-	-
	Other non-current financial liabilities	2,020.53	1,432.04	2,020.53	1,432.04
	Total non-current financial liabilities	2,020.53	1,432.04	2,020.53	1,432.04
	Provisions, non-current	129.94	129.94	129.94	129.94
	Deferred tax liabilities (net)	-	-	-	-
	Deferred government grants, Non-current	-	-	-	-
	Other non-current liabilities				
	Total non-current liabilities	2,150.47	1,561.98	2,150.47	1,561.98
	Current liabilities				
	Current financial liabilities				
	Borrowings, current	487.95	847.92	3,531.55	3,964.65
	Trade payables, current	1,004.35	1,181.03	1,143.34	1,210.62
	Other current financial liabilities	215.71	158.64	1,887.38	1,833.78
	Total current financial liabilities	1,708.01	2,187.59	6,562.27	7,009.05
	Other current liabilities	9,352.41	9,635.47	9,380.11	9,657.93
	Provisions, current	806.06	860.35	806.06	860.35
	Current tax liabilities (Net)				
	Deferred government grants, Current				
	Total current liabilities	11,866.48	12,683.41	16,748.44	17,527.33



3	Liabilities directly associated with assets in disposal group classified as held for sale				
4	Regulatory deferral account credit balances and related deferred tax liability				
	Total liabilities	14,016.95	14,245.39	18,898.91	19,089.31
	Total equity and liabilities	28,976.25	29,068.33	33,043.68	33,126.29
	Disclosure of notes on assets and liabilities				
For Megasoft Limited					
Date : 30.10.2020					
Place: Hyderabad					GV Kumar CEO & Managing Director



MEGASOFT LIMITED	
Cash Flow Statement	
Rs in Lakhs	
CASH FLOW STATEMENT FOR THE HALF YEAR ENDED 30.09.2020- Standalone	
Particulars	[Amount In Rs] 30.09.2020
A. Cash flow from Operating Activities	
Net Profit Before Tax	136.36
Adjusted for :	
Depreciation	176.59
Adjustments arising out of ROU Assets	(15.47)
Interest Income	(14.73)
Interest & Bank Charges	140.20
Unrealised Foreign Exchange Fluctuation	(3.09)
Operating Profit Before Working Capital Changes	419.87
Adjusted for :	
Trade and other Receivables	599.42
Trade and other payables	(405.61)
Current , Non current assets and other financial assets	(89.40)
Cash Generated from operations	524.28
Current Tax	-
Deferred Tax	-
Net Cash from / (Used in) Operating Activities [A]	524.28
B. Cash Flow from Investing activities	
Purchase of Fixed Assets	(36.70)
Interest Income	14.73
Net Cash from / (Used in) Investing Activities [B]	(21.97)
C Cash flow from Financial Activities	
Decrease on Short Term Borrowings	(359.96)
Interest & Bank Charges	(140.20)
Net Cash flow from/(Used in) Financing Activities [C]	(500.17)
Net Cash Flows during the year {A+B+C}	2.14
Cash & Cash Equivalents(Opening Balance)	11.71
Cash & Cash Equivalents (Closing Balance)	13.85



MEGASOFT LIMITED	
Rs in Lakhs	
Cash Flow Statement	
CASH FLOW STATEMENT FOR THE HALF YEAR ENDED 30.09.2020- Consolidated	
Particulars	[Amount In Rs] 30.09.2020
A. Cash flow from Operating Activities	
Net Profit Before Tax	149.86
Adjusted for :	
Depreciation	230.86
Adjustments arising out of ROU Assets	(15.47)
Interest Income	(14.73)
Interest & Bank Charges	271.96
Unrealised Foreign Exchange Fluctuation	(42.07)
Operating Profit Before Working Capital Changes	580.41
Adjusted for:	
Trade and other Receivables	943.68
Trade and other payables	(294.43)
Current , Non current assets and other financial assets	(504.04)
Cash Generated from operations	725.62
Current Tax	-
Deferred Tax	(0.01)
Net Cash from / (Used in) Operating Activities [A]	725.61
B. Cash Flow from Investing activities	
Sale/ (Purchase) of Fixed Assets	16.62
Interest Income	14.73
Net Cash from / (Used in) Investing Activities [B]	31.35
C Cash flow from Financial Activities	
Decrease on Short Term Borrowings	(433.11)
Interest & Bank Charges	(271.96)
Net Cash flow from/(Used in) Financing Activities [C]	(705.06)
Net Cash Flows during the year (A+B+C)	51.90
Cash & Cash Equivalents(Opening Balance)	583.57
Cash & Cash Equivalents (Closing Balance)	635.47

G. S. V.

