



Gujarat State Petronet Ltd.

GSPL Bhavan,
E-18, GIDC Electronics Estate, Nr. K-7 Circle,
Sector-26, Gandhinagar-382028.
Tel.: +91-79-23268500/600 Fax : +91-79-23268506
Website : www.gspcgroup.com

Ref: GSPL/S&L/2019-20
Date: 13th February, 2020

To
The Manager (Listing)
The Stock Exchange, Mumbai
Phiroze Jeejeebhoy Towers,
Dalal Street, Mumbai - 400 001.
Fax No. 022-22722037-22723121-
Company Code: 532702

To
The Manager (Listing)
The National Stock Exchange of India Ltd.
"Exchange Plaza", Bandra-Kurla
Complex, Bandra (E), Mumbai - 400 051,
Fax No. : 022-26598237/38
Company Code: GSPL

Dear Sir,

Re: Outcome of the Board Meeting.

The Board Meeting of the Company was held as on date. The major outcomes of the said Board Meeting are as under:

1. The Board approved the un-audited financial results (*Standalone & Consolidated*) of the Company for the Quarter ended 31st December, 2019. The Statutory Auditors have carried out a limited review of the said results. The copy of the un-audited financial results (*Standalone & Consolidated*) along with the limited review reports is enclosed herewith as **Annexure - I**.

Further, the Presentation on the Performance Highlights of the Company is enclosed herewith as **Annexure - II** for dissemination. The same will also be made available on the website of the Company viz. www.gspcgroup.com.

2. The Board approved allotment of 37910 Equity Shares under Employees Stock Option Scheme - 2010 (ESOP - 2010) consequent to which the Paid-up Share Capital of the Company has increased from Rs. 5,64,06,33,310 to Rs. 5,64,10,12,410.

The meeting commenced at 4.30 p.m. and concluded at 6.00 p.m.

Kindly take the same on record.

Thanking You,

Yours faithfully,

For Gujarat State Petronet Limited,

Reena Desai
Company Secretary





GUJARAT STATE PETRONET LIMITED

Corporate Identity Number : L40200GJ1998SGC035188
 Regd Office : GSPC Bhavan, Sector-11, Gandhinagar-382 010
 Tel: +91-79-66701001 Fax: +91-79-23236477
 Website: www.gujpetronet.com Email: investors.gspl@gspc.in

STATEMENT OF STANDALONE UNAUDITED FINANCIAL RESULTS FOR THE QUARTER AND NINE MONTHS ENDED 31 ST DECEMBER 2019							
							(₹ in Lakhs)
Sr. No	Particulars	Quarter Ended			Nine months ended		Year Ended
		31.12.2019 (Unaudited)	30.09.2019 (Unaudited)	31.12.2018 (Unaudited)	31.12.2019 (Unaudited)	31.12.2018 (Unaudited)	31.03.2019 (Audited)
1	Revenue						
(a)	Revenue from operations	62,587.92	63,558.67	45,379.05	1,77,405.97	1,44,336.39	1,87,725.70
(b)	Other Income	515.17	4,539.90	762.13	5,820.69	5,145.17	5,936.12
	Total Income	63,103.09	68,098.57	46,141.18	1,83,226.66	1,49,481.56	1,93,661.82
2	Expenses						
(a)	Employee Benefits Expenses	1,539.69	1,707.91	2,024.16	4,527.75	4,981.06	6,454.91
(b)	Gas Transmission Expense	17,328.38	13,973.41	3,035.34	35,821.94	6,894.18	10,178.45
(c)	Cost of Material Consumed	73.33	48.29	10.19	164.67	10.19	33.44
(d)	Excise duty	18.68	15.37	1.24	46.55	1.24	7.19
(e)	Finance Costs	3,827.22	4,377.83	5,505.76	12,994.29	16,871.65	21,919.51
(f)	Depreciation and Amortization Expenses	4,971.79	4,979.06	4,398.28	14,837.88	13,242.84	17,997.60
(g)	Other expenses	5,625.03	4,101.52	4,989.52	14,927.69	11,119.49	16,792.33
	Total Expenses	33,384.12	29,203.39	19,964.49	83,320.77	53,120.65	73,383.43
3	Profit/(Loss) Before Exceptional Items and Tax(1-2)	29,718.97	38,895.18	26,176.69	99,905.89	96,360.91	1,20,278.39
4	Exceptional Items	-	-	-	-	-	-
5	Profit/(Loss) Before Tax(3+4)	29,718.97	38,895.18	26,176.69	99,905.89	96,360.91	1,20,278.39
6	Tax expense						
	Current Tax	7,108.19	6,881.07	8,504.68	24,033.51	31,287.65	38,187.64
	Deferred Tax	397.19	(13,471.92)	316.66	(12,440.94)	938.27	2,623.49
7	Net Profit after tax for the period (5 - 6)	22,213.59	45,486.03	17,355.35	88,313.32	64,134.99	79,467.26
8	Other Comprehensive Income (after tax)(OCI)						
(a)	Items that will not be reclassified to profit or loss	(73.89)	(55.38)	(143.78)	(177.16)	(228.73)	(600.64)
(b)	Income tax relating to items that will not be reclassified to profit or loss	18.59	(21.98)	50.25	13.34	79.93	202.82
	Other Comprehensive Income (after tax)(OCI)	(55.30)	(77.36)	(93.53)	(163.82)	(148.80)	(397.82)
9	Total Comprehensive Income (after tax)(7+8)	22,158.29	45,408.67	17,261.82	88,149.50	63,986.19	79,069.44
10	Paid up Equity Share Capital (Face value of ₹ 10/- each.)	56,406.33	56,405.09	56,395.50	56,406.33	56,395.50	56,397.14
11	Other Equity						5,18,003.94
12	Earnings Per Share in ₹ (Face Value ₹ 10 each) (not annualised)						
(a)	Basic	3.94	8.06	3.08	15.66	11.37	14.09
(b)	Diluted	3.93	8.06	3.08	15.65	11.37	14.09

Notes:

1	The above results were reviewed by the Audit Committee and approved by the Board of Directors of the Company in its meeting held on 13 th February, 2020.
2	The above results are in accordance with the Indian Accounting Standards(Ind-AS) as prescribed under Section 133 of the Companies Act, 2013, read with the relevant rules issued thereunder and other accounting principles generally accepted in India.
3	The Company has adopted Ind AS 116 – Leases beginning April 1, 2019 using the modified retrospective approach. The Standard has been applied to the lease contracts existing as on April 1, 2019. Accordingly, the Company has not restated comparative information and recognised a lease liability at present value of the lease payments discounted at the relevant incremental borrowing rate. The right of use asset has been measured at the same value as that of the lease liability subject to the adjustments for prepayments and accruals. For leases classified as finance lease, the carrying value of the lease asset and lease liability as at April 1, 2019, has been carried forward without change under the new standard. The adoption of this Standard did not have any material impact on the profit after tax for the quarter and nine months ended 31 st December, 2019.
4	The Company elected to exercise the option permitted under section 115BAA of the Income-tax Act, 1961 as introduced by the Taxation Laws (Amendment) Ordinance, 2019. Accordingly, the Company has first time recognised the provision for income tax for the quarter ended 30 th September, 2019 and re-measured its Deferred tax assets as on 30 th September 2019 basis the rate prescribed in that section. The full impact of this change has been recognised in the Statement of Profit and Loss Account for the quarter ended 30 th September 2019.
5	Segment information has been provided in the consolidated financial results for the quarter and nine months ended 31 st December 2019.
6	During the quarter, the Company has allotted 12429 equity shares of ₹ 10 each to the eligible employees pursuant to GSPL ESOP Plan 2010.
7	The statutory auditors have carried out a limited review of the financial results for the quarter and nine months ended 31 st December, 2019.
8	The figures for the corresponding previous periods have been restated / regrouped, wherever necessary, to make them comparable.

For and on behalf of Gujarat State Petronet Limited

Shri Anil Mukim, IAS
Managing Director

Place: Gandhinagar
Date: 13th February, 2020





**INDEPENDENT AUDITOR'S REVIEW REPORT ON THE UNAUDITED
STANDALONE FINANCIAL RESULTS FOR THE QUARTER AND NINE MONTHS
ENDED 31st DECEMBER 2019.**

To
The Board of Directors of
Gujarat State Petronet Limited

1. We have reviewed the accompanying statement of unaudited standalone financial results ('the Statement') of **Gujarat State Petronet Limited** ('the Company') for the quarter and nine months ended 31st December, 2019.
2. This statement, which is the responsibility of the Company's Management and approved by the Board of Directors, has been prepared in accordance with the recognition and measurement principles laid down in the Indian Accounting Standards 34 (Ind AS 34) "Interim Financial Reporting" prescribed under section 133 of the Companies Act, 2013 as amended, read with relevant rules issued thereunder and other accounting principles generally accepted in India. Our responsibility is to issue a report on these financial statements based on our review of the statement.
3. We conducted our review of the Statement in accordance with the Standard on Review Engagements (SRE) 2410 'Review of Interim Financial Information performed by the Independent Auditor of the Entity', issued by the Institute of Chartered Accountants of India. This Standard requires that we plan and perform the review to obtain moderate assurance as to whether the statement is free of material misstatement. A review is limited primarily to inquiries of Company personnel and analytical procedures applied to financial data and thus provide less assurance than an audit. We have not performed an audit and accordingly, we do not express an audit opinion.
4. Based on our review conducted as above, nothing has come to our attention that causes us to believe that the accompanying statement of unaudited standalone financial results prepared in accordance with applicable accounting standards and other recognized accounting practices and policies has not disclosed the information required to be disclosed in terms of Regulation 33 of the SEBI (Listing Obligations and Disclosure



Requirements) Regulations, 2015 (as amended) including the manner in which it is to be disclosed, or that it contains any material misstatement.

For **ANOOP AGARWAL & CO.**
Chartered Accountants
(Firm Registration No. 001739C)



(CA Chirag J Patel)
Partner

M. N. 115637

UDIN: 20115637AAAAAO3880



Place: Ahmedabad

Date: February 13, 2020



GUJARAT STATE PETRONET LIMITED

Corporate Identity Number : L40200GJ1998SGC035188
 Regd Office : GSPC Bhavan, Sector-11, Gandhinagar-382 010
 Tel: +91-79-66701001 Fax: +91-79-23236477
 Website: www.gujpetronet.com Email: investors.gspl@gspc.in

STATEMENT OF CONSOLIDATED UNAUDITED FINANCIAL RESULTS FOR THE QUARTER AND NINE MONTHS ENDED 31ST DECEMBER 2019

		(₹ in Lakhs)					
Sr. No	Particulars	Quarter Ended			Nine months		Year Ended
		31.12.2019 (Unaudited)	30.09.2019 (Unaudited)	31.12.2018 (Unaudited)	31.12.2019 (Unaudited)	31.12.2018 (Unaudited)	31.03.2019 (Audited)
1	Revenue						
(a)	Revenue from operations	3,08,550.09	3,09,972.27	2,51,051.30	9,26,305.32	7,20,002.19	9,55,326.26
(b)	Other Income	2,349.16	2,960.57	2,128.82	8,279.35	11,156.73	13,811.89
	Total Income	3,10,899.25	3,12,932.84	2,53,180.12	9,34,584.67	7,31,158.92	9,69,138.15
2	Expenses						
(a)	Cost of Material Consumed	1,84,428.51	1,85,040.96	1,51,162.08	5,54,152.23	4,37,826.37	5,79,774.44
(b)	Changes in inventories of Compressed natural gas	(2.51)	(7.00)	(26.00)	1.49	(168.00)	(105.00)
(c)	Employee Benefits Expenses	5,915.69	6,168.91	6,183.16	18,006.75	16,467.06	22,452.91
(d)	Finance Costs	8,762.81	9,947.25	10,625.76	28,926.30	32,356.65	42,692.51
(e)	Depreciation and Amortization Expenses	12,905.51	12,983.53	11,675.28	38,547.07	34,820.84	46,798.60
(f)	Excise duty	5,824.68	5,649.37	5,448.24	17,107.55	15,237.24	20,814.19
(g)	Gas Transmission Expense	17,328.38	13,973.41	3,035.34	35,821.94	6,894.18	10,178.45
(h)	Other expenses	19,677.80	18,038.46	17,500.89	57,525.70	48,396.23	68,187.33
	Total Expenses	2,54,840.87	2,51,794.89	2,05,604.75	7,50,089.03	5,91,830.57	7,90,793.43
3	Profit/(Loss) Before Exceptional Items and Tax(1-2)	56,058.38	61,137.95	47,575.37	1,84,495.64	1,39,328.35	1,78,344.72
4	Exceptional Items	-	-	(1,787.00)	-	(1,787.00)	(1,787.00)
5	Profit/(Loss) Before Tax(3+4)	56,058.38	61,137.95	45,788.37	1,84,495.64	1,37,541.35	1,76,557.72
	Share of net profit equity accounted investees	(855.85)	136.68	208.26	(584.10)	1,746.34	1,485.85
6	Profit/(Loss) Before Tax	55,202.53	61,274.63	45,996.63	1,83,911.54	1,39,287.69	1,78,043.57
7	Tax expense						
	Current Tax	13,669.19	11,102.07	13,804.68	45,880.51	43,026.65	51,437.64
	Deferred Tax	658.10	(43,145.32)	1,116.47	(40,065.21)	3,899.87	7,566.43
8	Net Profit after tax for the period (6 - 7)	40,875.24	93,317.88	31,075.48	1,78,096.24	92,361.17	1,19,039.50
9	Other Comprehensive Income (after tax) (OCI)						
(a)	Items that will not be reclassified to profit or loss	(48.89)	(284.38)	(249.85)	(773.16)	9.20	(916.64)
(b)	Income tax relating to items that will not be reclassified to profit or loss	12.59	(2.98)	34.32	163.34	(56.00)	312.82
(c)	Share of other comprehensive income of equity accounted investees	(1.70)	5.24	-	(1.66)	-	(7.40)
	Other Comprehensive Income (after tax)(OCI)	(38.00)	(282.12)	(215.53)	(611.48)	(46.80)	(611.22)
10	Total Comprehensive Income (after tax)(8+9)	40,837.24	93,035.76	30,859.95	1,77,484.76	92,314.37	1,18,428.28
	Profit attributable to:						
	Owners of the Company	31,832.21	69,620.37	24,749.03	1,34,628.73	78,588.54	99,860.30
	Non-Controlling Interest	9,043.03	23,697.51	6,326.45	43,467.51	13,772.63	19,179.20
	Other comprehensive income attributable to:						
	Owners of the Company	(46.48)	(187.01)	(160.99)	(406.14)	(94.93)	(515.43)
	Non-Controlling Interest	8.48	(95.11)	(54.54)	(205.34)	48.13	(95.79)
	Total comprehensive income attributable to:						
	Owners of the Company	31,785.73	69,433.36	24,588.04	1,34,222.59	78,493.61	99,344.87
	Non-Controlling Interest	9,051.51	23,602.40	6,271.91	43,262.17	13,820.76	19,083.41
11	Paid up Equity Share Capital (Face value of ₹ 10/- each.)	56,406.33	56,405.09	56,395.50	56,406.33	56,395.50	56,397.14
12	Other Equity						2,73,126.15
13	Earnings Per Share in ₹ (Face Value ₹ 10 each) (not annualised)						
(a)	Basic	5.64	12.34	4.39	23.87	13.94	17.71
(b)	Diluted	5.64	12.34	4.39	23.86	13.93	17.70


SEGMENT-WISE CONSOLIDATED REVENUE, RESULTS AND CAPITAL EMPLOYED FOR THE QUARTER AND NINE MONTHS ENDED 31ST DECEMBER 2019

		(₹ in Lakhs)					
Sr. No	Particulars	Quarter Ended			Nine Months		Year Ended
		31.12.2019 (Unaudited)	30.09.2019 (Unaudited)	31.12.2018 (Unaudited)	31.12.2019 (Unaudited)	31.12.2018 (Unaudited)	31.03.2019 (Audited)
1	Segment revenue (Net sales/income)						
	A. Gas transportation	62,587.92	63,558.67	45,379.05	1,77,405.97	1,44,336.39	1,87,725.70
	B. City gas distribution	2,56,425.00	2,56,925.00	2,17,186.00	7,80,432.00	5,99,922.00	7,96,248.00
	Total	3,19,012.92	3,20,483.67	2,62,565.05	9,57,837.97	7,44,258.39	9,83,973.70
	Less: Inter segment	(10,462.83)	(10,511.40)	(11,513.75)	(31,532.65)	(24,256.20)	(28,647.44)
	Sales/income from operations	3,08,550.09	3,09,972.27	2,51,051.30	9,26,305.32	7,20,002.19	9,55,326.26
2	Segment results						
	Profit/(loss) before taxes						
	A. Gas transportation	29,693.49	34,961.93	26,039.37	95,910.73	93,240.35	1,17,144.72
	B. City gas distribution	26,364.89	26,176.02	19,749.00	88,584.91	44,301.00	59,413.00
	Total	56,058.38	61,137.95	45,788.37	1,84,495.64	1,37,541.35	1,76,557.72
3	Segments Assets						
	Gas Transportation	5,46,003.88	5,53,397.86	5,44,148.98	5,46,003.88	5,44,148.98	5,30,392.42
	City Gas Distribution	7,71,645.95	7,68,342.98	7,05,811.05	7,71,645.95	7,05,811.05	7,15,753.05
	Total	13,17,649.83	13,21,740.84	12,49,960.03	13,17,649.83	12,49,960.03	12,46,145.47
4	Segments Liabilities						
	Gas Transportation	2,62,033.00	2,90,105.71	3,49,480.82	2,62,033.00	3,49,480.82	31,733.93
	City Gas Distribution	4,64,881.21	4,81,746.08	4,95,813.55	4,64,881.21	4,95,813.55	1,62,933.93
	Total	7,26,914.21	7,71,851.79	8,45,294.37	7,26,914.21	8,45,294.37	1,94,667.86

Notes:

1	The above results were reviewed by the Audit Committee and approved by the Board of Directors of the Company in its meeting held on 13 th February, 2020.
2	The above results are in accordance with the Indian Accounting Standards (Ind-AS) as prescribed under Section 133 of the Companies Act, 2013, read with the relevant rules issued thereunder and other accounting principles generally accepted in India.
3	The Group has adopted Ind AS 116 – Leases beginning April 1, 2019 using the modified retrospective approach. The Standard has been applied to the lease contracts existing as on April 1, 2019. Accordingly, the Group has not restated comparative information and recognised a lease liability at present value of the lease payments discounted at the relevant incremental borrowing rate. The right of use asset has been measured at the same value as that of the lease liability subject to the adjustments for prepayments and accruals. For leases classified as finance lease, the carrying value of the lease asset and lease liability as at April 1, 2019, has been carried forward without change under the new standard. The adoption of this Standard did not have any material impact on the profit after tax for the quarter and nine months ended 31 st December 2019.
4	The Group elected to exercise the option permitted under section 115BAA of the Income-tax Act, 1961 as introduced by the Taxation Laws (Amendment) Ordinance, 2019. Accordingly, the Group has first time recognised the provision for income tax for the quarter ended 30 th September, 2019 and re-measured its Deferred tax assets as on 30 th September 2019 basis the rate prescribed in that section. The full impact of this change has been recognised in the Statement of Profit and Loss Account for the quarter ended 30 th September 2019.
5	The statutory auditors have carried out a limited review of the financial results for the quarter and nine months ended 31 st December 2019.
6	Guj Info Petro Limited (GIPL), the Associate of Subsidiary Company Gujarat Gas Limited, has received a letter from the Department of Telecommunication (DOT) asking to comply the Hon'ble Supreme Court judgment dated 24 th October 2019 on definition of Adjusted Gross Revenue (AGR) for the purpose of determining the licence fees and asking to submit the audited AGR data pertaining to FY 2009-10 to FY 2013-14. On 1 st February 2020, GIPL has filed review petition application before the Hon'ble Supreme Court for seeking review of its judgement and the next course of action will be based on the outcome of the Review petition. GIPL management is also reviewing all its options and remedies available. In view of the above, no provision for licence fees, interest, penalty etc. for the quarter ended 31 st December 2019 has been considered by GIPL.
7	The figures for the corresponding previous periods have been restated / regrouped, wherever necessary, to make them comparable.

For and on behalf of Gujarat State Petronet Limited



Shri Anil Mukim, IAS
Managing Director

Place: Gandhinagar
Date: 13th February, 2020





**INDEPENDENT AUDITOR'S REVIEW REPORT ON THE UNAUDITED
CONSOLIDATED FINANCIAL RESULTS FOR THE QUARTER AND NINE
MONTHS ENDED 31st DECEMBER 2019.**

To
The Board of Directors of
Gujarat State Petronet Limited

1. We have reviewed the accompanying Statement of unaudited Consolidated Financial Results of **Gujarat State Petronet Limited** ("the Parent") and its subsidiaries (the Parent and its subsidiaries together referred to as "the Group") and its share of the net profit/(loss) after tax and total comprehensive income / loss of its associates and jointly controlled companies for the quarter and nine months ended 31st December, 2019 ("the Statement"), being submitted by the Parent pursuant to the requirement of Regulation 33 of the SEBI (Listing Obligations and Disclosure Requirements) Regulations, 2015, as amended ("the Regulation"). Attention is drawn to the fact that the consolidated figures for the corresponding quarter and nine months ended December 31, 2018 as reported in these financial results have been approved by the Parent's Board of Directors, but have not been subjected to review.
2. This Statement, which is the responsibility of the Parent's Management and approved by the Parent's Board of Directors, has been prepared in accordance with the recognition and measurement principles laid down in Indian Accounting Standard 34 "Interim Financial Reporting" ("Ind AS 34"), prescribed under Section 133 of the Companies Act, 2013, and other accounting principles generally accepted in India. Our responsibility is to express a conclusion on the Statement based on our review.
3. We conducted our review of the Statement in accordance with the Standard on Review Engagements (SRE) 2410 "Review of Interim Financial Information Performed by the Independent Auditor of the Entity", issued by the Institute of Chartered Accountants of India. A review of interim financial information consists of making inquiries, primarily of persons responsible for financial and accounting matters, and applying analytical and other review procedures. A review is substantially less in scope than an audit conducted in accordance with Standards on Auditing and consequently does not enable us to obtain



assurance that we would become aware of all significant matters that might be identified in an audit. Accordingly, we do not express an audit opinion.

We also performed procedures in accordance with the circular issued by the SEBI under Regulation 33 (8) of the SEBI (Listing Obligations and Disclosure Requirements) Regulations, 2015, as amended, to the extent applicable.

4. The Statement includes the results of the following entities:

1.	Gujarat State Petronet Limited (The Parent)
Subsidiary Company	
2.	Gujarat Gas Limited (including step down subsidiaries & associate)
Jointly Controlled Company	
3.	GSPL India Gasnet Limited
4.	GSPL India Transco Limited
Associate Company	
5.	Sabarmati Gas Limited

5. Based on our review conducted and procedures performed as stated in paragraph 3 above and based on the consideration of the review reports of the other auditors referred to in paragraph 6 below, nothing has come to our attention that causes us to believe that the accompanying Statement, prepared in accordance with the recognition and measurement principles laid down in the aforesaid Indian Accounting Standard and other accounting principles generally accepted in India, has not disclosed the information required to be disclosed in terms of Regulation 33 of the SEBI (Listing Obligations and Disclosure Requirements) Regulations, 2015, as amended, including the manner in which it is to be disclosed, or that it contains any material misstatement.

6. We did not review the interim financial statements / financial information / financial results of one subsidiary (including step down subsidiaries & associates) included in the consolidated unaudited financial results, whose interim financial statements / financial information / financial results reflect total revenues of Rs. 258290.00 and Rs.786929.00 lacs , total net profit after tax of Rs.19730.00 lacs and 94837.00 lacs, total comprehensive income of Rs.19749.00 lacs and 94389.00 lacs for the quarter and nine months ended 31st December, 2019 respectively, as considered in the consolidated unaudited financial results. These interim financial statements / financial information / financial results have been reviewed by other auditors whose reports have been furnished to us by the Management and our conclusion on the Statement, in so far as it relates to the amounts and disclosures included in respect of these subsidiary (including step down subsidiaries & associates) is based solely on the reports of the other auditors and the procedures performed by us as stated in paragraph 3 above.



The consolidated unaudited financial results also includes the Group's share of net profit/ (loss) after tax of Rs. (945.85) lacs and (677.10) lacs and total comprehensive income of Rs. (947.05) lacs and (676.76) lacs for quarter and nine months ended 31st December, 2019, respectively as considered in the consolidated unaudited financial results, in respect of one associate and two jointly controlled companies based on their interim financial statements/ financial results/ financial information which have not been reviewed by their auditors. According to the information and explanations given to us by the Management, these interim financial statements/ financial results/ financial information are not material to the Group.

Our conclusion on the Statement is not modified in respect of the above matters.

For **ANOOP AGARWAL & CO.**

Chartered Accountants

(Firm Registration No. 001739C)



(CA Chirag J. Patel)

Partner

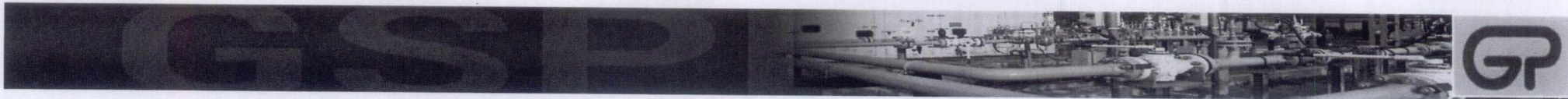
M. N. 115637

UDIN: 20115637AAAAAP2753



Place: Ahmedabad


Date: February 13, 2020



GUJARAT STATE PETRONET LTD.

Q3 2019-20 RESULT PRESENTATION


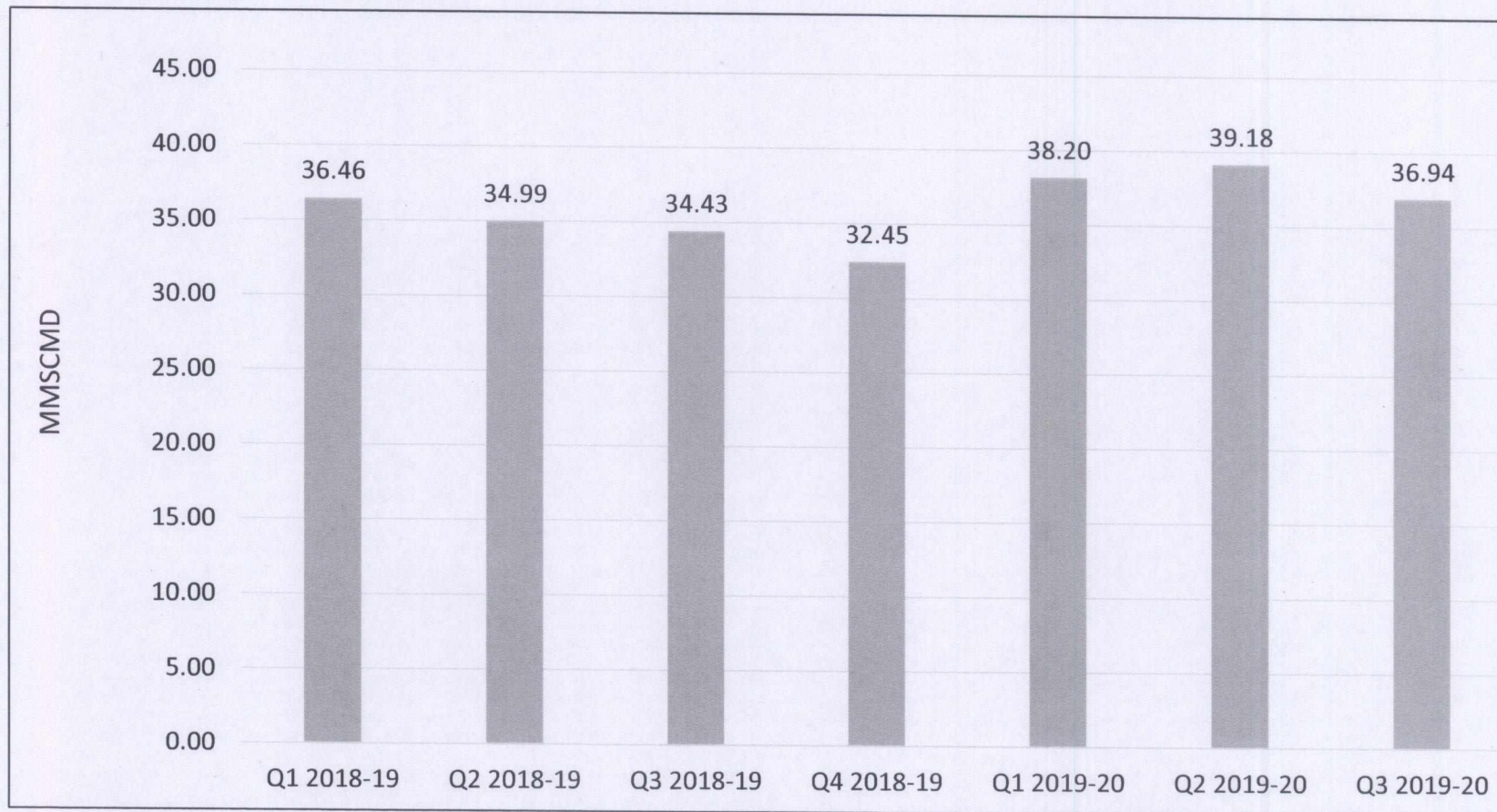
FEB 2020




TRANSMISSION
VOLUMES




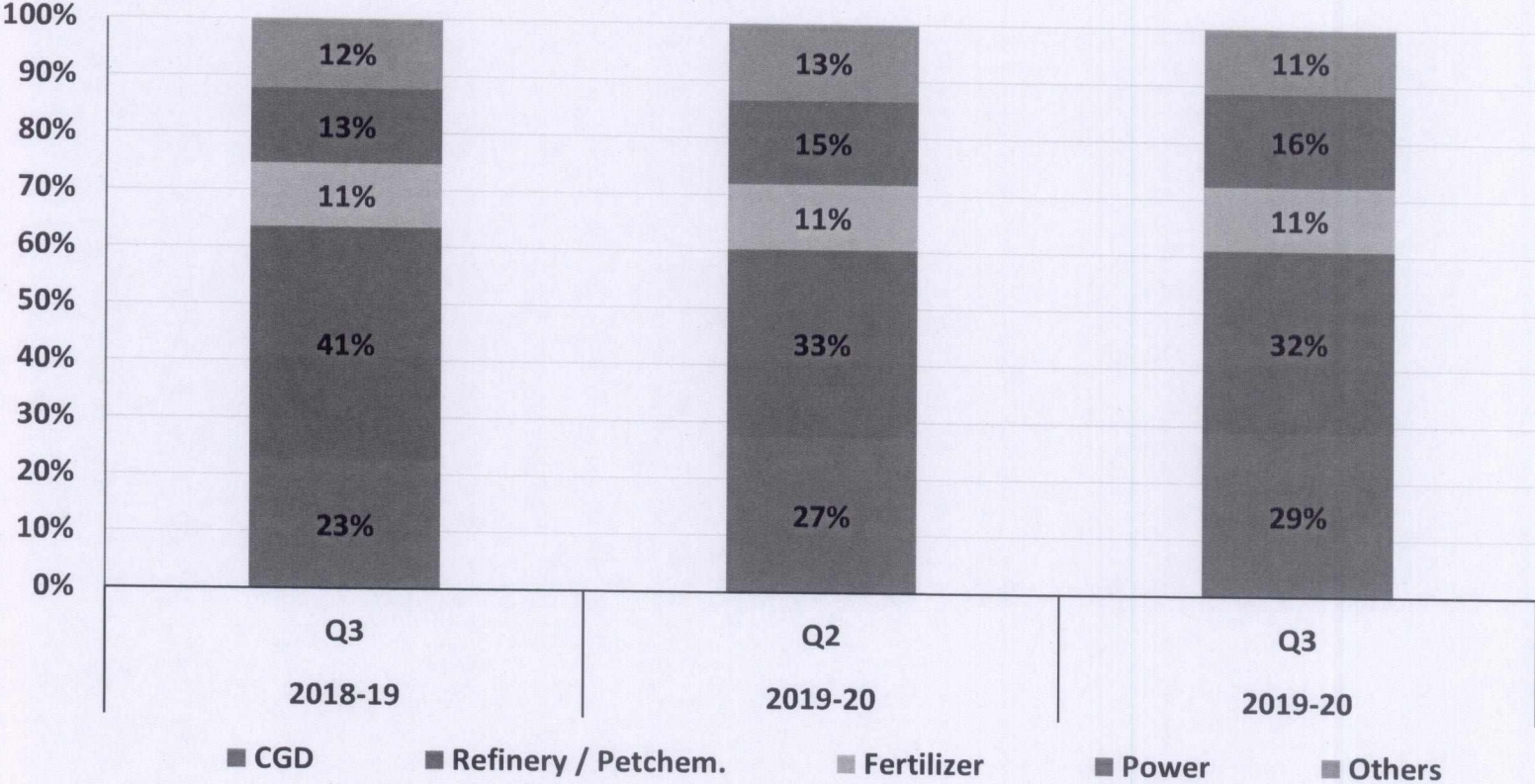
VOLUMES IN GSPL NETWORK






VOLUMES IN GSPL NETWORK

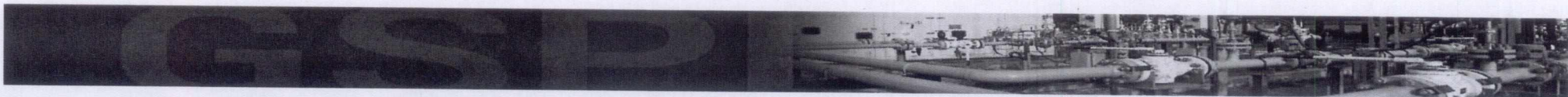
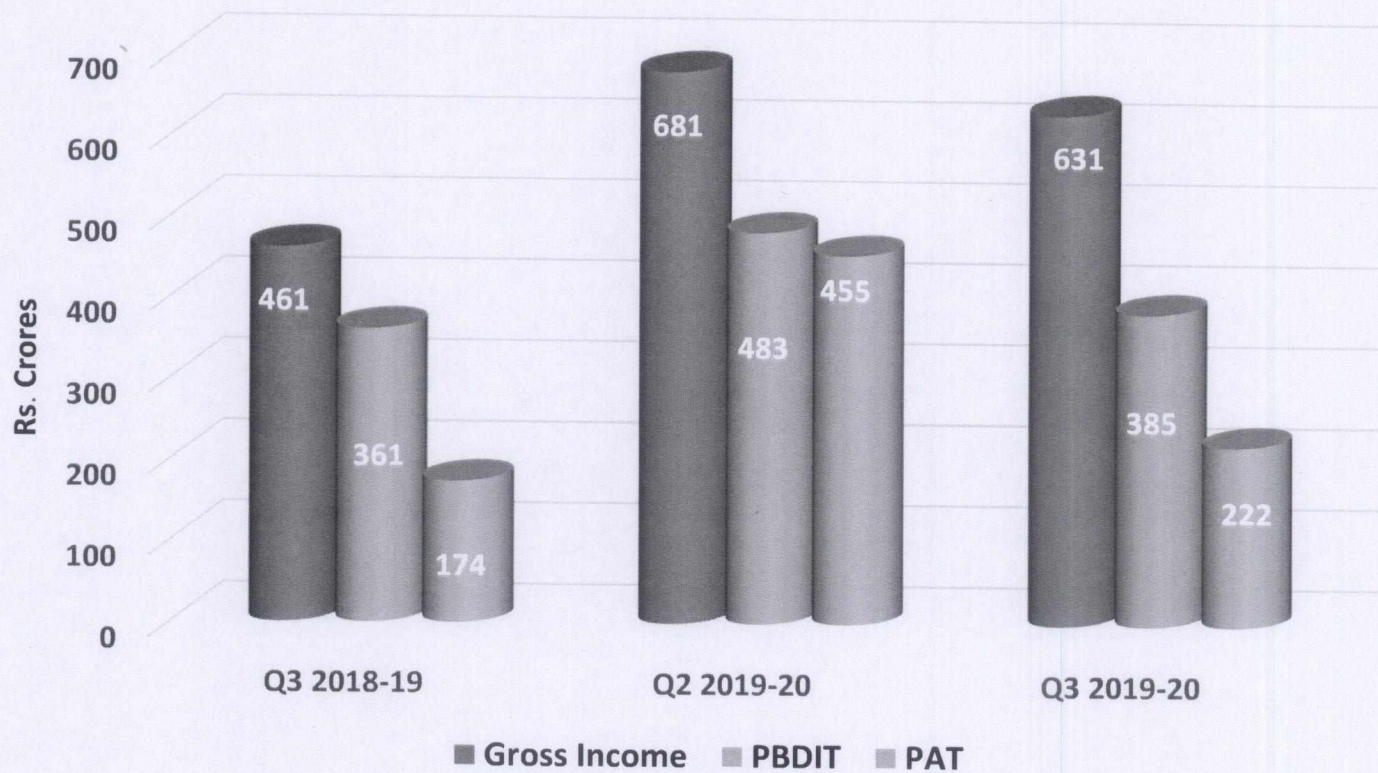
Sectoral Volumes



FINANCIALS



STANDALONE FINANCIALS

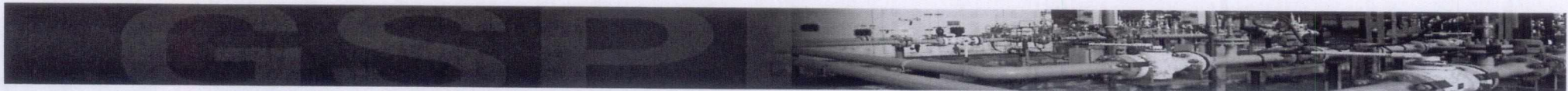




STANDALONE FINANCIALS

Sectoral Revenue	(Rs. Crores)	
	Q3 19-20	Q3 18-19
Revenue from Gas Transportation	618.47	449.72
Revenue from Electricity Sales	5.65	3.97
Revenue from CGD Business	1.75	0.10
Total Revenue from Operations	625.88	453.79

- Total outstanding debt as on 31-12-2019 : Rs. 1848 crores






CONSOLIDATED FINANCIALS

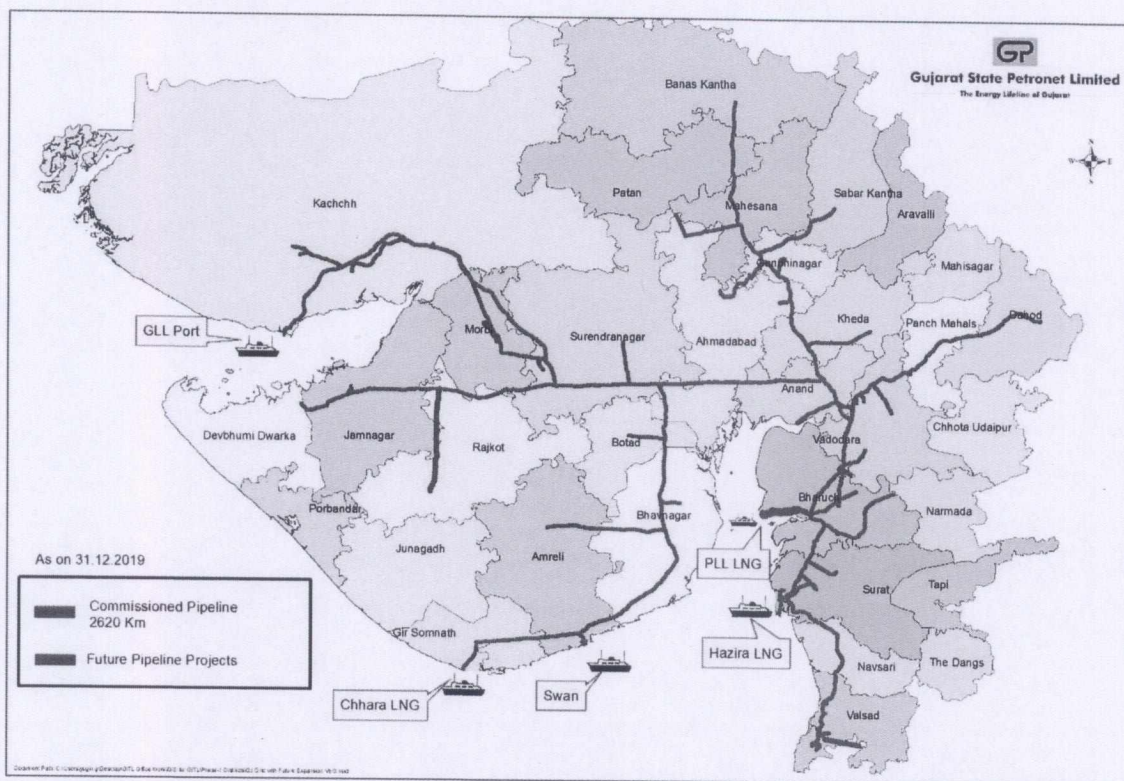
(Rs. Crores)

Quarter	Gross Income	PBT	PAT
Q3 2018-19	2532	460	311
Q3 2019-20	3109	552	409



ONGOING PROJECTS

BUSINESS DEVELOPMENT



Upcoming Projects

GSPL has received approvals from PNGRB for developing the following segments:

- **Dahej-Bhadbhut pipeline** : shall assist in offtaking additional volumes from Dahej
- **Chhara connectivity**: for evacuating RLNG from Chhara

- GSPL to be the **key beneficiary of additional LNG to be imported in India** in order to bridge the demand-supply gap as most of it shall be imported through Gujarat
- **Capacity expansion is envisaged** due to new LNG terminals and also to support cross country pipelines of its subsidiaries for expansion outside Gujarat
- GSPL shall be the **only network connected with all 5 LNG terminals** (existing/upcoming) in Gujarat



DISCLAIMER

Disclaimer

This presentation has been prepared by Gujarat State Petronet Limited (GSPL) solely for information purposes, without regard to any specific objectives, financial situations or informational needs of any particular person.

Except for the historical information contained herein,

Statements in this presentation may contain forward-looking information concerning GSPL's strategy, operations, financial performance or condition, outlook, growth opportunities or circumstances in the sectors or markets in which GSPL operates. Forward-looking statements can sometimes be identified by the use of forward-looking words such as "may," "believe," "will," "expect," "project," "estimate," "should," "anticipate," "plan," "continue," "seek," "pro forma," "potential," "target," "forecast," or "intend" or other similar words or expressions of the negative thereof and by their nature, involve uncertainty because they depend on future circumstances, and relate to events, not all of which are within GSPL's control or can be predicted by GSPL. Although GSPL believes that the expectations reflected in such forward-looking statements are reasonable, no assurance can be given that such expectations will prove to have been correct. Actual results could differ materially from those set out in the forward-looking statements. Nothing in this presentation should be construed as a profit forecast and no part of this presentation constitutes, or shall be taken to constitute, an invitation or inducement to invest in GSPL or any other entity, and must not be relied upon in any way in connection with any investment decision. GSPL undertakes no obligation to update or revise any forward-looking statements.

Note: All financial numbers in the presentation are from Audited Financials or Limited Reviewed financials or based on Management estimates.

