



20th October, 2022

To,

National Stock Exchange of India Limited "Exchange Plaza", Bandra-Kurla Complex, Bandra (East) <u>Mumbai 400 051</u>	BSE Limited Floor- 25, P J Tower, Dalal Street, <u>Mumbai 400 001</u>
SYMBOL:- MFL	Scrip Code: 543332

Dear Sir,

Sub.: Outcome of the Board Meeting held on Thursday, 20th October, 2022 and submission Financial Results (Consolidated & Standalone) of the Second Quarter/Half year ended on 30th September, 2022

We wish to inform you that the Board of Directors of the Company at its meeting held on **20th October, 2022**, have inter-alia, considered and approved Unaudited Financial Results (Consolidated & Standalone) of the Second Quarter/Half year ended on **30th September, 2022** prepared in accordance with Regulation 33 of the SEBI (Listing Obligations and Disclosure Requirements) Regulations, 2015, which were reviewed by Audit Committee and approved by Board of Directors at their meeting held today i.e. on **20th October, 2022** is forwarded herewith.

The Statutory Auditors M/s S R B C & CO LLP, Chartered Accountants have carried out a limited review Report on Un-audited Financial Results (Consolidated & Standalone) of the Second Quarter/Half year ended 30th September, 2022 with unmodified opinion and the same is also forwarded herewith.

The Board Meeting commenced at 11:00 a.m. and concluded at 01:35 p.m. at Ahmedabad.

Thanking you,

Yours faithfully,

FOR MEGHMANI FINECHEM LIMITED

(K. D. Mehta)
Company Secretary & Compliance Office
Membership No. FCS 2051



Meghmani Finechem Limited

CIN No. L24100GJ2007PLC051717



Address : "Meghmani House", B/h Safal Profitaire, Corporate Road, Prahladnagar, Ahmedabad - 380 015.

Statement of unaudited Consolidated Financial Results for the Quarter and Half year ended September 30, 2022

(₹ in Lakhs, except as stated otherwise)

Sr. No.	Particulars	Quarter ended			Half Year ended		Year ended
		September 30, 2022	June 30, 2022	September 30, 2021	September 30, 2022	September 30, 2021	March 31, 2022
		Unaudited	Unaudited	Unaudited	Unaudited	Unaudited (refer note 2)	Audited
I	Revenue from operations	55,553.05	53,284.97	33,962.63	1,08,838.02	62,997.17	1,55,094.14
II	Other income	167.61	203.03	226.31	370.64	243.59	411.08
III	Total income (I+II)	55,720.66	53,488.00	34,188.94	1,09,208.66	63,240.76	1,55,505.22
IV	EXPENSES						
	(a) Cost of materials consumed	29,677.77	30,656.34	17,572.58	60,334.11	32,513.87	75,941.09
	(b) Purchases of stock-in-trade	-	-	-	-	-	-
	(c) Changes in inventories of finished goods and work-in-progress	(1,796.25)	(5,749.42)	928.43	(7,545.67)	479.52	167.66
	(d) Employee benefits expense	2,029.06	2,282.73	1,558.39	4,311.79	3,046.27	7,679.46
	(e) Finance costs	1,436.11	1,112.20	972.27	2,548.31	2,209.87	4,427.02
	(f) Depreciation and amortisation expense	2,594.59	2,203.85	2,173.03	4,798.44	4,302.72	8,590.56
	(g) Power and Fuel expense	3,059.83	3,371.75	1,076.81	6,431.58	2,030.74	7,353.07
	(h) Other expenses	4,553.22	3,977.27	2,773.27	8,530.49	5,625.29	13,004.12
	Total expenses (IV)	41,554.33	37,854.72	27,054.79	79,409.05	50,208.29	1,17,162.98
V	Profit before exceptional items and tax (III - IV)	14,166.33	15,633.28	7,134.15	29,799.61	13,032.47	38,342.24
VI	Exceptional items	-	-	-	-	-	-
VII	Profit before tax (V - VI)	14,166.33	15,633.28	7,134.15	29,799.61	13,032.47	38,342.24
VIII	Tax expense	-	-	-	-	-	-
	(1) Current tax	2,549.19	2,804.74	1,367.26	5,353.93	2,396.64	6,967.28
	(2) Net deferred tax expense	2,460.23	2,049.26	1,066.00	4,509.49	2,239.31	6,096.28
IX	Net Profit for the period (VII-VIII)	9,156.91	10,779.28	4,700.89	19,936.19	8,396.52	25,278.68
X	Other Comprehensive Income						
	A (i) Items that will not be reclassified to profit or loss in subsequent periods	(1.21)	(1.21)	(6.75)	(2.42)	(13.50)	(4.85)
	(ii) Income tax relating to items that will not be reclassified to profit or loss as mentioned above	0.42	0.42	2.36	0.84	4.72	1.69
XI	Total Comprehensive Income for the period (IX + X) (comprising Profit / Loss and Other Comprehensive Income for the period)	9,156.12	10,778.49	4,696.50	19,934.61	8,387.74	25,275.52
	Profit attributable to:						
	Owners of the Company	9,156.91	10,779.28	4,700.89	19,936.19	8,396.52	25,278.68
	Non-controlling interests	-	-	-	-	-	-
	Other Comprehensive Income attributable to:						
	Owners of the Company	(0.79)	(0.79)	(4.39)	(1.58)	(8.78)	(3.16)
	Non-controlling interests	-	-	-	-	-	-
	Total Comprehensive Income attributable to:						
	Owners of the Company	9,156.12	10,778.49	4,696.50	19,934.61	8,387.74	25,275.52
	Non-controlling interests	-	-	-	-	-	-
XII	Paid up equity share capital (face value of Rs. 10 each)	4,155.02	4,155.02	4,155.02	4,155.02	4,155.02	4,155.02
XIII	Other equity	-	-	-	-	-	68,441.93
XIV	Earnings per share after exceptional item (not annualised for Quarters and Half year)						
	Basic (in rupees)	22.04	25.94	11.31	47.98	20.21	60.84
	Diluted (in rupees)	22.04	25.94	11.31	47.98	20.21	60.84

See accompanying notes to the consolidated financial results





Meghmani Finechem Limited
CIN No. L24100GJ2007PLC051717



Address : "Meghmani House", B/h Safal Profitaire, Corporate Road, Prahladnagar, Ahmedabad - 380 015.

Unaudited Consolidated Statement of Assets and Liabilities as at September 30, 2022

(₹ in Lakhs, except as stated otherwise)

Sr. No.	Particulars	As at September 30, 2022	As at March 31, 2022
		Unaudited	Audited
A	ASSETS		
	Non Current Assets		
	(a) Property, Plant and Equipment	1,78,001.27	1,03,940.33
	(b) Capital Work in Progress	8,339.40	58,925.44
	(c) Intangible Assets	2,680.60	2,842.67
	(d) Financial Assets		
	(i) Investments	-	-
	(ii) Other Financial Assets	763.11	824.37
	(e) Income Tax Assets (net)	465.79	255.24
	(f) Other Non-Current Assets	880.26	884.15
	Total Non-Current Assets	1,91,130.43	1,67,672.20
	Current Assets		
	(a) Inventories	26,645.52	15,413.89
	(b) Financial Assets		
	(i) Trade Receivables	21,603.82	25,632.40
	(ii) Cash and Cash Equivalents	2,244.03	2,508.54
	(iii) Bank Balances other than (ii) above	85.00	-
	(iv) Loans	19.04	22.69
	(v) Other Financial Assets	223.46	187.69
	(c) Other Current Assets	2,966.77	929.21
	Total Current Assets	53,787.64	44,694.42
	TOTAL ASSETS	2,44,918.07	2,12,366.62
B	EQUITY AND LIABILITIES		
	Equity		
	(a) Equity Share Capital	4,155.02	4,155.02
	(b) Other Equity	88,376.52	68,441.93
	Total Equity	92,531.54	72,596.95
	Liabilities		
	Non-Current Liabilities		
	(a) Financial Liabilities		
	(i) Borrowings	64,645.80	76,814.40
	(ii) Lease Liabilities	199.98	261.84
	(b) Provisions	332.19	289.31
	(c) Deferred Tax Liabilities (net)	13,683.76	9,175.12
	Total Non-Current Liabilities	78,861.73	86,540.67
	Current Liabilities		
	(a) Financial Liabilities		
	(i) Borrowings	29,258.77	22,121.80
	(ii) Lease Liabilities	121.14	114.38
	(ii) Trade Payables	11,328.07	8,810.50
	(iii) Other Financial Liabilities	28,343.98	18,615.89
	(b) Other Current Liabilities	2,306.22	2,606.33
	(c) Provisions	17.89	17.89
	(d) Current Tax Liabilities (net)	2,148.73	942.21
	Total Current Liabilities	73,524.80	53,229.00
	Total Liabilities	1,52,386.53	1,39,769.67
	TOTAL EQUITY AND LIABILITIES	2,44,918.07	2,12,366.62

See accompanying notes to the consolidated financial results





Meghmani Finechem Limited

CIN No. L24100GJ2007PLC051717


Address : "Meghmani House", B/h Safal Profitaire, Corporate Road, Prahladnagar, Ahmedabad - 380 015.

Annexure I - Statement of Unaudited Consolidated Cash Flow for the year ended September 30, 2022

(₹ in Lakhs, except as stated otherwise)

Sr. No.	Particulars	For the Half Year Ended on September 30, 2022	For the Half Year Ended on September 30, 2021
		Unaudited	Unaudited (refer note 2)
A.	Cash Flow from Operating Activities		
	Profit Before Taxation	29,799.61	13,032.47
	Adjustment for :		
	Depreciation and Amortisation Expenses	4,798.44	4,302.72
	Interest Income	(26.03)	(11.03)
	Finance costs	2,548.31	2,209.87
	Unrealised Foreign Exchange Gain on Payable	(30.90)	(19.65)
	Provision No Longer Required Written back	-	(16.64)
	Bad Debts Written off	-	(6.48)
	Sundry Balance Written off	0.12	-
	Operating Profit before Working Capital changes	37,089.55	19,491.26
	Adjustment for:		
	(Increase) in Inventories	(11,231.63)	(1,128.33)
	(Increase)/Decrease in Trade Receivables	4,102.00	(3,240.98)
	(Increase)/Decrease in Other Non Current Financial Assets	(49.60)	0.50
	(Increase) in Other Non Current Assets	-	(23.33)
	(Increase)/Decrease in Other Current Financial Assets	(131.22)	59.20
	(Increase) in Other Current Assets	(599.70)	(744.50)
	(Increase)/Decrease in Short Term Loans and Advances	3.65	(6.20)
	Increase in Trade Payables	2,474.93	942.25
	Increase/(Decrease) in Long Term Provision	40.45	37.38
	Increase in Other Current Financial Liabilities	2,214.66	1,523.06
	(Increase)/Decrease in Other Current Liabilities	(300.10)	325.81
	Working Capital Changes	(3,476.56)	(2,255.14)
	Cash Generated from Operation	33,612.99	17,236.12
	Direct Taxes Paid (Net of Refund)	(4,357.95)	(1,623.38)
	Net Cash Generated from Operating Activities	29,255.04	15,612.74
B	Cash Flow from Investment Activities		
	Purchase of Property, Plant & Equipment	(19,157.81)	(24,310.63)
	Fixed Deposits redeemed	(15.64)	-
	(Investment) of earmarked balances with bank	(85.00)	-
	Interest Received	25.42	7.86
	Share application money paid pending allotment	(1,437.86)	-
	Net Cash (Used in) Investing Activities	(20,670.89)	(24,302.77)
C	Cash Flow from Financing Activities		
	Interest and Finance Charges Paid	(2,786.80)	(1,996.11)
	Proceeds from Long-Term Borrowing	2,300.00	19,787.52
	Repayment of Long-Term Borrowing	(6,002.45)	(6,002.43)
	Proceeds of Short-Term Borrowing (net)	287.73	(3,004.59)
	Payment of Lease Liability	(69.67)	(49.40)
	Dividend paid on Redeemable Preference Shares	(1,385.48)	-
	Redemption of Redeemable Preference Shares	(1,191.99)	-
	Net Cash generated from Financing Activities	(8,848.66)	8,735.00
	Net Increase in Cash and Cash Equivalents (A+B+C)	(264.51)	44.97
	Cash and Cash Equivalent at the beginning of the period	2,508.54	68.00
	Cash and Cash Equivalent at the end of the period	2,244.03	112.97
	Cash and Cash Equivalent comprises as under :		
	Cash on Hand	1.43	1.21
	Balance with Schedule Banks in Current Accounts	2,242.50	111.66
	Deposits with Schedule Banks	0.10	0.10
	Cheque on Hand	-	-
	Cash & Cash Equivalent at the end of the period	2,244.03	112.97

See accompanying notes to the consolidated financial results



[Handwritten Signature]




Notes to consolidated financial results:



- 1 The above statement of unaudited Consolidated Financial results for the quarter and half year ended September 30, 2022 ('the Statement') of Meghmani Finechem Limited ('the Holding Company') and its subsidiary i.e. Meghmani Advanced Sciences Limited (the Holding Company and its subsidiary together referred to as "the Group"), is reviewed by the Audit Committee and thereafter approved by the Board of Directors at their meeting held on October 20, 2022. The Unaudited consolidated financial results are prepared in accordance with the Companies (Indian Accounting Standards) Rules, 2015 (as amended) (Ind AS) prescribed under Section 133 of the Companies Act, 2013 other recognised accounting practices and policies to the extent applicable.
- 2 Figures for the quarter ended result June 30,2021, included in the financial results for the year to date period April 1,2021 to September 30,2021 have not been subject to audit or review by statutory auditors. However the management of the holding company has exercised necessary diligence to ensure that the figures provide a true and fair view of group affairs.
- 3 The Group's operations primarily relate to manufacturing and selling of Chloro Alkali & its Derivatives. The Group's business activities falls within a single business segment viz. "Chloro Alkali & its Derivatives" and sales substantially being in the domestic market, there is no separate reportable segment as per Ind AS 108 "Operating Segment".
- 4 The NCLT Ahmedabad Bench vide its order dated 03 May 2021 (the "Order"), approved the Composite Scheme of Arrangement ("the Scheme") to merge Meghmani Organics Limited (MOL) with the Holding Company along with its Trading Division and Equity Investment in the Holding Company. Pursuant to the Scheme, the Holding Company filed Information Memorandum with National Stock Exchange (NSE) and Bombay Stock Exchange (BSE) and further filed the same with SEBI for the approval. The Holding Company has received final approval on August 16, 2021, pursuant to which the Holding Company was listed with NSE and BSE on August 18,2021.
- 5 Statement of Unaudited Consolidated cash flow for the year ended September 30,2022 and September 30,2021 is given in Annexure I.
- 6 The holding company company has entered into agreement with ReNew Green (GJS three) Pvt Ltd to invest in equity share of 26% which is payable in three tranches as per the "Energy supply agreement and shares subscription and shareholders agreement" for operating and maintaining 18.34 MW wind-solar hybrid power plant in Gujarat. The holding company has paid an amount of Rs 1,437.85 lakhs during the quarter which has been disclosed under Other current assets.
- 7 Power and fuel expenses includes power procurement expenses, electricity duty on power generation and other related expenses.
- 8 Previous quarter / year-end figures have been regrouped/ reclassified, wherever necessary, to conform to current period's classification.

Date: October 20, 2022
Place: Ahmedabad

For and on behalf of Board of Directors of
Meghmani Finechem Limited



Malik Patel
Chairman and Managing Director
DIN : 02006947



Independent Auditor's Review Report on the Quarterly and Year to Date Unaudited Consolidated Financial Results of the Company Pursuant to the Regulation 33 of the SEBI (Listing Obligations and Disclosure Requirements) Regulations, 2015, as amended**Review Report to
The Board of Directors of
Meghmani Finechem Limited**

1. We have reviewed the accompanying Statement of Unaudited Consolidated Financial Results of Meghmani Finechem Limited (the "Holding Company") and its subsidiary (the Holding Company and its subsidiary together referred to as "the Group"), for the quarter ended September 30, 2022 and year to date from April 1, 2022 to September 30, 2022 (the "Statement") attached herewith, being submitted by the Holding Company pursuant to the requirements of Regulation 33 of the SEBI (Listing Obligations and Disclosure Requirements) Regulations, 2015, as amended (the "Listing Regulations").
2. The Holding Company's Management is responsible for the preparation of the Statement in accordance with the recognition and measurement principles laid down in Indian Accounting Standard 34, (Ind AS 34) "Interim Financial Reporting" prescribed under Section 133 of the Companies Act, 2013 as amended, read with relevant rules issued thereunder and other accounting principles generally accepted in India and in compliance with Regulation 33 of the Listing Regulations. The Statement has been approved by the Holding Company's Board of Directors. Our responsibility is to express a conclusion on the Statement based on our review.
3. We conducted our review of the Statement in accordance with the Standard on Review Engagements (SRE) 2410, "Review of Interim Financial Information Performed by the Independent Auditor of the Entity" issued by the Institute of Chartered Accountants of India. This standard requires that we plan and perform the review to obtain moderate assurance as to whether the Statement is free of material misstatement. A review of interim financial information consists of making inquiries, primarily of persons responsible for financial and accounting matters, and applying analytical and other review procedures. A review is substantially less in scope than an audit conducted in accordance with Standards on Auditing and consequently does not enable us to obtain assurance that we would become aware of all significant matters that might be identified in an audit. Accordingly, we do not express an audit opinion.

We also performed procedures in accordance with the Circular No. CIR/CFD/CMD1/44/2019 dated March 29, 2019 issued by the Securities and Exchange Board of India under Regulation 33(8) of the Listing Regulations, to the extent applicable.

4. The Statement includes the results of the following entities:

Meghmani Finechem Limited	Holding Company
Meghmani Advanced Sciences Limited	Wholly Owned Subsidiary



SRBC & CO LLP


Chartered Accountants

5. Based on our review conducted and procedures performed as stated in paragraph 3 above, nothing has come to our attention that causes us to believe that the accompanying Statement, prepared in accordance with recognition and measurement principles laid down in the aforesaid Indian Accounting Standards ('Ind AS') specified under Section 133 of the Companies Act, 2013, as amended, read with relevant rules issued thereunder and other accounting principles generally accepted in India, has not disclosed the information required to be disclosed in terms of the Listing Regulations, including the manner in which it is to be disclosed, or that it contains any material misstatement.
6. The comparative financial information appearing in the Statement for the period April 1, 2021 to September 30, 2021 includes financial information for the quarter ended June 30, 2021 which has been prepared solely based on the information compiled by the management and approved by the Board of Directors and has not been subjected to audit or review.

For SRBC & CO LLP

Chartered Accountants

ICAI Firm registration number: 324982E/E300003




per Sukrut Mehta

Partner

Membership No.: 101974

UDIN:22101974BAJEQS6389



Ahmedabad

October 20, 2022





Meghmani Finechem Limited
CIN No. L24100GJ2007PLC051717
Address : "Meghmani House", B/h Safal Profitaire, Corporate Road, Prahladnagar, Ahmedabad - 380 015.

Statement of unaudited Standalone Financial Results for the Quarter and Half year ended September 30, 2022

(₹ in Lakhs, except as stated otherwise)

Sr. No.	Particulars	Quarter ended			Half Year ended		Year Ended
		September 30, 2022	June 30, 2022	September 30, 2021	September 30, 2022	September 30, 2021	March 31, 2022
		Unaudited	Unaudited	Unaudited	Unaudited	Unaudited (refer note 2)	Audited
I	Revenue from operations	55,553.05	53,284.97	33,962.63	1,08,838.02	62,997.17	1,55,094.14
II	Other income	167.61	203.03	226.31	370.64	243.59	411.08
III	Total income (I+II)	55,720.66	53,488.00	34,188.94	1,09,208.66	63,240.76	1,55,505.22
IV	EXPENSES						
	(a) Cost of materials consumed	29,677.77	30,656.34	17,572.58	60,334.11	32,513.87	75,941.09
	(b) Purchases of stock-in-trade	-	-	-	-	-	-
	(c) Changes in inventories of finished goods and work-in-progress	(1,796.25)	(5,749.42)	928.43	(7,545.67)	479.52	167.66
	(d) Employee benefits expense	2,029.06	2,282.73	1,558.39	4,311.79	3,046.27	7,679.46
	(e) Finance costs	1,436.11	1,112.20	972.27	2,548.31	2,209.87	4,427.02
	(f) Depreciation and amortisation expense	2,594.59	2,203.85	2,173.03	4,798.44	4,302.72	8,590.56
	(g) Power and Fuel expense	3,059.83	3,371.75	1,076.81	6,431.58	2,030.74	7,353.07
	(h) Other expenses	4,553.22	3,977.27	2,773.27	8,530.49	5,625.29	13,004.12
	Total expenses (IV)	41,554.33	37,854.72	27,054.79	79,409.05	50,208.29	1,17,162.98
V	Profit before exceptional items and tax (III - IV)	14,166.33	15,633.28	7,134.15	29,799.61	13,032.47	38,342.24
VI	Exceptional items	-	-	-	-	-	-
VII	Profit before tax (V - VI)	14,166.33	15,633.28	7,134.15	29,799.61	13,032.47	38,342.24
VIII	Tax expense						
	(1) Current tax	2,549.19	2,804.74	1,367.26	5,353.93	2,396.64	6,967.28
	(2) Net deferred tax expense	2,460.23	2,049.26	1,066.00	4,509.49	2,239.31	6,096.28
IX	Net Profit for the period (VII-VIII)	9,156.91	10,779.28	4,700.89	19,936.19	8,396.52	25,278.68
X	Other Comprehensive Income						
	A (i) Items that will not be reclassified to profit or loss in subsequent periods	(1.21)	(1.21)	(6.75)	(2.42)	(13.50)	(4.85)
	(ii) Income tax relating to items that will not be reclassified to profit or loss as mentioned above	0.42	0.42	2.36	0.84	4.72	1.69
XI	Total Comprehensive Income for the period (IX + X) (comprising Profit / Loss and Other Comprehensive Income for the period)	9,156.12	10,778.49	4,696.50	19,934.61	8,387.74	25,275.52
XII	Paid up equity share capital (face value of Rs. 10 each)	4,155.02	4,155.02	4,155.02	4,155.02	4,155.02	4,155.02
XIII	Other equity						68,441.93
XIV	Earnings per share after exceptional item (not annualised for Quarters and Half year)						
	Basic (in rupees)	22.04	25.94	11.31	47.98	20.21	60.84
	Diluted (in rupees)	22.04	25.94	11.31	47.98	20.21	60.84

See accompanying notes to the standalone financial results







Meghmani Finechem Limited
CIN No. L24100GJ2007PLC051717
Address : "Meghmani House", B/h Safal Profitaire, Corporate Road, Prahladnagar, Ahmedabad - 380 015.

Unaudited Standalone Statement of Assets and Liabilities as at September 30, 2022

(₹ in Lakhs, except as stated otherwise)

Sr. No.	Particulars	As at September 30, 2022	As at March 31, 2022
		Unaudited	Audited
A	ASSETS		
	Non Current Assets		
	(a) Property, Plant and Equipment	1,78,001.27	1,03,940.33
	(b) Capital Work in Progress	8,339.40	58,925.44
	(c) Intangible Assets	2,680.60	2,842.67
	(d) Investment in Subsidiary	5.00	5.00
	(e) Financial Assets		
	(i) Other Financial Assets	763.11	824.37
	(f) Income Tax Assets (net)	465.79	255.24
	(g) Other Non-Current Assets	880.26	884.15
	Total Non-Current Assets	1,91,135.43	1,67,677.20
	Current Assets		
	(a) Inventories	26,645.52	15,413.89
	(b) Financial Assets		
	(i) Trade Receivables	21,603.82	25,632.40
	(ii) Cash and Cash Equivalents	2,239.03	2,503.54
	(iii) Bank Balances other than (ii) above	85.00	-
	(iv) Loans	19.04	22.69
	(v) Other Financial Assets	223.46	187.69
	(c) Other Current Assets	2,966.77	929.21
	Total Current Assets	53,782.64	44,689.42
	TOTAL ASSETS	2,44,918.07	2,12,366.62
B	EQUITY AND LIABILITIES		
	Equity		
	(a) Equity Share Capital	4,155.02	4,155.02
	(b) Other Equity	88,376.52	68,441.93
	Total Equity	92,531.54	72,596.95
	Liabilities		
	Non-Current Liabilities		
	(a) Financial Liabilities		
	(i) Borrowings	64,645.80	76,814.40
	(ii) Lease Liabilities	199.98	261.84
	(b) Provisions	332.19	289.31
	(c) Deferred Tax Liabilities (net)	13,683.76	9,175.12
	Total Non-Current Liabilities	78,861.73	86,540.67
	Current Liabilities		
	(a) Financial Liabilities		
	(i) Borrowings	29,258.77	22,121.80
	(ii) Lease Liabilities	121.14	114.38
	(iii) Trade Payables		
	Total outstanding dues of Micro and Small Enterprise	560.83	915.25
	Total outstanding dues of Creditors other than Micro and Small Enterprise	10,767.24	7,895.25
	(iv) Other Financial Liabilities	28,343.98	18,615.89
	(b) Other Current Liabilities	2,306.22	2,606.33
	(c) Provisions	17.89	17.89
	(d) Current Tax Liabilities (net)	2,148.73	942.21
	Total Current Liabilities	73,524.80	53,229.00
	Total Liabilities	1,52,386.53	1,39,769.67
	TOTAL EQUITY AND LIABILITIES	2,44,918.07	2,12,366.62

See accompanying notes to the standalone financial results





Meghmani Finechem Limited
CIN No. L24100GJ2007PLC051717



Address : "Meghmani House", B/h Safal Profitaire, Corporate Road, Prahladnagar, Ahmedabad - 380 015.

Annexure I - Statement of Unaudited Standalone Cash Flow for the Half Year ended September 30, 2022

(₹ in Lakhs, except as stated otherwise)

Sr. No.	Particulars	For the Half Year Ended on September 30, 2022	For the Half Year Ended on September 30, 2021
		Unaudited	Unaudited (refer note 2)
A.	Cash Flow from Operating Activities		
	Profit Before Taxation	29,799.61	13,032.47
	Adjustment for :		
	Depreciation and Amortisation Expenses	4,798.44	4,302.72
	Interest Income	(26.03)	(11.03)
	Finance costs	2,548.31	2,209.87
	Unrealised Foreign Exchange Gain	(30.90)	(19.65)
	Provision No Longer Required Written back	-	(16.64)
	Bad Debts Written off	-	(6.48)
	Sundry Balance Written off	0.12	-
	Operating Profit before Working Capital changes	37,089.55	19,491.26
	Adjustment for:		
	(Increase) in Inventories	(11,231.63)	(1,128.33)
	(Increase)/Decrease in Trade Receivables	4,102.00	(3,240.98)
	(Increase)/Decrease in Other Non Current Financial Assets	(49.60)	0.50
	(Increase) in Other Non Current Assets	-	(23.33)
	(Increase)/Decrease in Other Current Financial Assets	(131.22)	59.20
	(Increase) in Other Current Assets	(599.70)	(744.50)
	(Increase)/Decrease in Short Term Loans and Advances	3.65	(6.20)
	Increase in Trade Payables	2,474.93	942.25
	Increase in Long Term Provision	40.45	37.38
	Increase in Other Current Financial Liabilities	2,214.66	1,523.06
	(Increase)/Decrease in Other Current Liabilities	(300.10)	325.81
	Working Capital Changes	(3,476.56)	(2,255.14)
	Cash Generated from Operation	33,612.99	17,236.12
	Direct Taxes Paid (Net of Refund)	(4,357.95)	(1,623.38)
	Net Cash Generated from Operating Activities	29,255.04	15,612.74
B	Cash Flow from Investment Activities		
	Purchase of Property, Plant & Equipment	(19,157.81)	(24,310.63)
	Investment in Subsidiary	-	(5.00)
	Fixed Deposits redeemed/(investment)	(15.64)	-
	(Investment) in earmarked balances with bank	(85.00)	-
	Interest Received	25.42	7.86
	Share application money paid pending allotment	(1,437.86)	-
	Net Cash (Used in) Investing Activities	(20,670.89)	(24,307.77)
C	Cash Flow from Financing Activities		
	Interest and Finance Charges Paid	(2,786.80)	(1,996.11)
	Proceeds from Long-Term Borrowing	2,300.00	19,787.52
	Repayment of Long-Term Borrowing	(6,002.45)	(6,002.43)
	Proceeds of Short-Term Borrowing (net)	287.73	(3,004.59)
	Payment of Lease Liability	(69.67)	(49.40)
	Dividend paid on Redeemable Preference Shares	(1,385.48)	-
	Redemption of Redeemable Preference Shares	(1,191.99)	-
	Net Cash (Used in) /generated from Financing Activities	(8,848.66)	8,735.00
	Net Increase in Cash and Cash Equivalents (A+B+C)	(264.51)	39.97
	Cash and Cash Equivalent at the beginning of the period	2,503.54	68.00
	Cash and Cash Equivalent at the end of the period	2,239.03	107.97
	Cash and Cash Equivalent comprises as under :		
	Cash on Hand	1.43	1.21
	Balance with Schedule Banks in Current Accounts	2,237.50	106.66
	Deposits with Schedule Banks	0.10	0.10
	Cash & Cash Equivalent at the end of the period	2,239.03	107.97

See accompanying notes to the standalone financial results





Notes to standalone financial results:


- 1 The above statement of unaudited Standalone Financial results for the quarter and half year ended September 30, 2022 ('the Statement') of Meghmani Finechem Limited ('the Company') is reviewed by the Audit Committee and thereafter approved by the Board of Directors at their meeting held on October 20, 2022. The Unaudited standalone financial results are prepared in accordance with the Companies (Indian Accounting Standards) Rules, 2015 (as amended) (Ind AS) prescribed under Section 133 of the Companies Act, 2013 other recognised accounting practices and policies to the extent applicable.
- 2 Figures for the quarter ended June 30,2021, included in the financial results for the year to date period April 1,2021 to September 30,2021 have not been subject to audit or review by our statutory auditors. However the management has exercised necessary diligence to ensure that the figures provide a true and fair view of company's affairs.
- 3 The Company's operations primarily relate to manufacturing and selling of Chloro Alkali & its Derivatives. The Company's business activities falls within a single business segment viz. "Chloro Alkali & its Derivatives" and sales substantially being in the domestic market, there is no separate reportable segment as per Ind AS 108 "Operating Segment".
- 4 The NCLT Ahmedabad Bench vide its order dated 03 May 2021 (the "Order"), approved the Composite Scheme of Arrangement ("the Scheme") to merge Meghmani Organics Limited (MOL) with the Company along with its Trading Division and Equity Investment in the Company. Pursuant to the Scheme, the Company filed Information Memorandum with National Stock Exchange (NSE) and Bombay Stock Exchange (BSE) and further filed the same with SEBI for the approval. The Company has received final approval on August 16, 2021, pursuant to which the Company was listed with NSE and BSE on August 18, 2021.
- 5 Power and fuel expenses includes power procurement expenses, electricity duty on power generation and other related expenses.
- 6 The company has entered into agreement with ReNew Green (GJS three) Pvt Ltd to invest in equity share of 26% which is payable in three tranches as per the "Energy supply agreement and shares subscription and shareholders agreement" for operating and maintaining 18.34 MW wind-solar hybrid power plant in Gujarat. The company has paid an amount of Rs 1,437.85 lakhs during the quarter which has been disclosed under Other current assets.
- 7 The standalone financial results are available on Company's website www.meghmanifinechem.com and have been submitted to the BSE Limited (www.bseindia.com) and National Stock Exchange of India Limited (www.nseindia.com).
- 8 Statement of unaudited standalone cash flow for the year ended September 30,2022 and September 30,2021 is given in Annexure I.
- 9 Previous quarter / year-end figures have been regrouped/ reclassified, wherever necessary, to conform to current period's classification.

Date: October 20, 2022
Place: Ahmedabad

For and on behalf of Board of Directors of
Meghmani Finechem Limited




Maulik Patel
Chairman and Managing Director
DIN : 02006947



Independent Auditor's Review Report on the Quarterly and Year to Date Unaudited Standalone Financial Results of the Company Pursuant to the Regulation 33 of the SEBI (Listing Obligations and Disclosure Requirements) Regulations, 2015, as amended**Review Report to
The Board of Directors of
Meghmani Finechem Limited**

1. We have reviewed the accompanying statement of unaudited standalone financial results of Meghmani Finechem Limited (the "Company") for the quarter ended September 30, 2022 and year to date from April 1, 2022 to September 30, 2022 (the "Statement") attached herewith, being submitted by the Company pursuant to the requirements of Regulation 33 of the SEBI (Listing Obligations and Disclosure Requirements) Regulations, 2015, as amended (the "Listing Regulations").
2. The Company's Management is responsible for the preparation of the Statement in accordance with the recognition and measurement principles laid down in Indian Accounting Standard 34, (Ind AS 34) "Interim Financial Reporting" prescribed under Section 133 of the Companies Act, 2013 as amended, read with relevant rules issued thereunder and other accounting principles generally accepted in India and in compliance with Regulation 33 of the Listing Regulations. The Statement has been approved by the Company's Board of Directors. Our responsibility is to express a conclusion on the Statement based on our review.
3. We conducted our review of the Statement in accordance with the Standard on Review Engagements (SRE) 2410, "Review of Interim Financial Information Performed by the Independent Auditor of the Entity" issued by the Institute of Chartered Accountants of India. This standard requires that we plan and perform the review to obtain moderate assurance as to whether the Statement is free of material misstatement. A review of interim financial information consists of making inquiries, primarily of persons responsible for financial and accounting matters, and applying analytical and other review procedures. A review is substantially less in scope than an audit conducted in accordance with Standards on Auditing and consequently does not enable us to obtain assurance that we would become aware of all significant matters that might be identified in an audit. Accordingly, we do not express an audit opinion.
4. Based on our review conducted as above, nothing has come to our attention that causes us to believe that the accompanying Statement, prepared in accordance with the recognition and measurement principles laid down in the aforesaid Indian Accounting Standards ('Ind AS') specified under Section 133 of the Companies Act, 2013 as amended, read with relevant rules issued thereunder and other accounting principles generally accepted in India, has not disclosed the information required to be disclosed in terms of the Listing Regulations, including the manner in which it is to be disclosed, or that it contains any material misstatement.



S R B C & C O L L P


Chartered Accountants

5. The comparative financial information appearing in the Statement for the period April 1, 2021 to September 30, 2021 includes financial information for the quarter ended June 30, 2021 which has been prepared solely based on the information compiled by the management and approved by the Board of Directors and has not been subjected to audit or review.

For S R B C & C O L L P

Chartered Accountants

ICAI Firm registration number: 324982E/E300003



per **Sukrut Mehta**

Partner

Membership No.: 101974

UDIN:22101974BAJETP4474

Ahmedabad

October 20, 2022

