



KEI Industries Limited

Regd. Office: D-90, Okhla Industrial Area, Phase – I New Delhi – 110020. CIN: L74899DL1992PLC051527. Tel.: +91-11-26818840, 26818642, 26815558, 26815559. Fax: +91-11-26811959, 26817225. Email: info@kei-ind.com Website: www.kei-ind.com

KEI/BSE/2019-20
The Manager,
BSE Limited
Listing Division,
Phiroze Jeejeebhoy Towers,
Dalal Street,
Mumbai- 400 001.

Date: 24.06.2019

Sub: Submission of Revised Audited Financial Results for the quarter and year ended March 31, 2019 - Statement of Assets and Liabilities

Dear Sir / Madam,

With reference to our earlier intimation / announcement dated 21.05.2019 regarding submission of Standalone Audited Financial Results for the quarter and financial year ended 31st March, 2019 & Consolidated Audited Financial Results for year ended 31st March, 2019, this is to bring to your notice that while reviewing the said Financial Results, we have found out that due to typographical error / excel sheet linking, part of Borrowing / Financial Liabilities have been interchanged between **Non-Current Liabilities** and **Current Liabilities** however there is **no change** in **Total** as per following detail:

Statement of Assets and Liabilities (Standalone):

(Rs. in Millions)

Particulars	As per Revised Results		As per earlier submitted Results	
	As at 31.03.2019	As at 31.03.2018	As at 31.03.2019	As at 31.03.2018
EQUITY AND LIABILITIES				
Liabilities				
Non-Current Liabilities				
(a) Financial Liabilities				
(i) Borrowing	1193.37	1456.62	717.26	1456.62
Current Liabilities				
(a) Financial Liabilities				
(ii) Other Financial Liabilities	3378.93	1333.47	3855.04	1333.47
Total - (No change)	4572.30	2790.09	4572.30	2790.09

Statement of Assets and Liabilities (Consolidated):

(Rs. in Millions)


Particulars	As per Revised Results		As per earlier submitted Results	
	As at 31.03.2019	As at 31.03.2018	As at 31.03.2019	As at 31.03.2018
EQUITY AND LIABILITIES				
Liabilities				
Non-Current Liabilities				
(b) Financial Liabilities				
(ii) Borrowing	1193.37	1456.62	717.26	1456.62
Current Liabilities				
(b) Financial Liabilities				
(ii) Other Financial Liabilities	3378.93	1333.47	3855.04	1333.47
Total - (No change)	4572.30	2790.09	4572.30	2790.09

For KEI INDUSTRIES LIMITED

(KISHORE KUNAL)

GM (Corporate) & Company Secretary

Works-II : Bhiwadi : SP-920, RIICO Industrial Area, Phase-III, Bhiwadi, Dist. Alwar-301019 (Rajasthan) Tel : 01493-220106, 221731 Fax : 01493-221732.
Works-III : Silvassa : 99/2/7, Madhuban Istrial Estate, Rakholi, Silvassa UT of D & N.H-396240. Tel/Fax : 0091-260-2644404, 2630944,2645896
Branch : Chennai : 27/F-1, first floor, Chakrapani Street, West Mambalam, Chennai-600 033 Tel : 044-24803363 Fax : 044-24803404.
Offices : Mumbai : 101/102, Vastu Shilp, Vastu Enclave, Andheri Pump House, Andheri(East), Mumbai-400093. Tel: 0091-22-2823963/28375642. Fax: 28258277
Kolkata: Arihant Benchmark, 4th Floor, 113-F, Matheshwartola Road, Kolkata-7000466 Telfax : 033-40820820/4062



KEI Industries Limited

Regd. Office: D-90, Okhla Industrial Area, Phase – I New Delhi – 110020. CIN: L74899DL1992PLC051527. Tel.: +91-11-26818840, 26818642, 26815558, 26815559. Fax: +91-11-26811959, 26817225. Email: info@kei-ind.com Website: www.kei-ind.com

We hereby submit that due to above error there is no financial impact / change in figures in the Total Assets and Liabilities in the "Statement of Assets and Liabilities" (Standalone & Consolidated). We hereby enclose the revised "Statement of Assets and Liabilities" (Standalone & Consolidated) for your record.

We hereby further confirm that apart from changes as stated above, there is no change in the financial results submitted on 21.05.2019.

This is for your information and record.

Thanking you,

Yours truly,

For KEI INDUSTRIES LIMITED
For KEI INDUSTRIES LIMITED

(KISHORE KUNAL)

GM (Corporate) & Company Secretary
(KISHORE KUNAL)

GM (Corporate) & Company Secretary

CC:

The Calcutta Stock Exchange Ltd.
The Senior Manager, Listing Division,
7, Lyons Range, Kolkata-700001.

The National Stock Exchange of India Ltd., Listing Division,
Exchange Plaza, Plot No. C/1, G Block, Bandra Kurla Complex,
Bandra (E),
Mumbai – 400 051


Works-II : Bhiwadi : SP-920, RIICO Industrial Area, Phase-III, Bhiwadi, Dist. Alwar-301019 (Rajasthan) Tel : 01493-220106, 221731 Fax : 01493-221732.
Works-III : Silvassa : 99/277, Madhuban Istrial Estate, Rakholi, Silvassa UT of D & N.H-396240. Tel/Fax : 0091-260-2644404, 2630944,2645896
Branch : Chennai : 27/F-1, first floor, Chakrapani Street, West Mambalam, Chennai-600 033 Tel : 044-24803363 Fax : 044-24803404.
Offices : Mumbai : 101/102, Vastu Shilp, Vastu Enclave, Andheri Pump House, Andheri(East), Mumbai-400093. Tel: 0091-22-2823963/28375642, Fax: 28258277
Kolkata : Arihant Benchmark, 4th Floor, 113-F, Matheshwartola Road, Kolkata-7000466 Telfax : 033-40620820/4062

KEI INDUSTRIES LIMITED

Regd Office: D-90 OKHLA INDUSTRIAL AREA PHASE I NEW DELHI-110 020
 Phone: 91-11-26818840/26818642 Fax: 91-11-26811959/26817225 Web: www.kei-ind.com
 (CIN: L74899DL1992PLC051527)

(₹ in Millions)

Statement of Assets and Liabilities as at 31st March, 2019 (Standalone)	As at	As at
	31-03-2019	31-03-2018
	Audited	Audited
Assets		
Non-Current Assets		
(a) Property, Plant and Equipment	4,856.77	4,039.50
(b) Capital work-in-progress	316.06	229.81
(c) Other Intangible Assets	29.78	30.31
(d) Financial Assets		
(i) Investments	15.66	28.30
(ii) Loans	68.58	40.67
(iii) Others	6.27	2.60
(e) Other non-current assets	92.14	118.79
Total Non-Current Assets	5,385.26	4,489.98
Current Assets		
(a) Inventories	6,896.37	5,555.88
(b) Financial Assets		
(i) Trade Receivables	10,946.22	10,205.86
(ii) Cash and cash equivalents	220.68	594.50
(iii) Other Bank Balances	1,732.67	168.78
(iv) Loans	46.14	13.89
(v) Other Financial Assets	1,040.47	521.02
(c) Other current assets	1,375.31	616.22
Total Current Assets	22,257.86	17,676.15
Total Assets	27,643.12	22,166.13
EQUITY AND LIABILITIES		
Equity		
(a) Equity Share Capital	157.85	156.72
(b) Other Equity	7,631.08	5,888.60
Total Equity	7,788.93	6,045.32
Liabilities		
Non-Current Liabilities		
(a) Financial Liabilities		
(i) Borrowing	1,193.37	1,456.62
(ii) Provisions	86.26	67.21
(b) Provisions	441.77	398.44
(c) Deferred Tax Liability (Net)		
Total Non-Current Liabilities	1,721.40	1,922.27
Current Liabilities		
(a) Financial Liabilities		
(i) Borrowing	3,865.25	6,041.69
(ii) Trade payables		
(A) total outstanding dues of micro, small and medium enterprises	914.41	-
(B) total outstanding dues of creditors other than micro, small and medium enterprises	9,288.59	6,272.00
(iii) Other Financial Liabilities	3,378.93	1,333.47
(b) Other current liabilities	457.49	406.58
(c) Provisions	134.98	111.29
(d) Current Tax liability (Net)	93.14	33.51
Total Current Liabilities	18,132.79	14,198.54
Total Equity and Liabilities	27,643.12	22,166.13



[Handwritten signature]


[Handwritten signature]

KEI INDUSTRIES LIMITED

Regd Office: D-90 OKHLA INDUSTRIAL AREA PHASE I NEW DELHI-110 020
 Phone: 91-11-26818840/26818642 Fax: 91-11-26811959/26817225 Web: www.kei-ind.com
 (CIN: L74899DL1992PLC051527)

(₹ in Millions)

Statement of Assets and Liabilities as at 31st March, 2019 (Consolidated)	As at	As at
	31-03-2019	31-03-2018
	Audited	Audited
Assets		
Non-Current Assets		
(a) Property, Plant and equipment	4,856.77	4,039.50
(b) Capital work-in-progress	316.06	229.81
(c) Other Intangible assets	29.78	30.31
(d) Financial Assets		
(i) Investments	17.35	29.99
(ii) Loans	68.58	40.67
(iii) Others	6.27	2.60
(e) Other non-current assets	92.14	118.79
Total Non-Current Assets	5,386.95	4,491.67
Current Assets		
(a) Inventories	6,932.08	5,555.88
(b) Financial Assets		
(i) Trade Receivables	10,909.28	10,228.40
(ii) Cash and cash equivalents	220.73	602.83
(iii) Other Bank Balances	1,732.67	168.78
(iv) Loans	36.86	13.89
(v) Others	1,040.47	521.02
(c) Other current assets	1,377.61	616.53
Total Current Assets	22,249.70	17,707.33
Total Assets	27,636.65	22,199.00
EQUITY AND LIABILITIES		
Equity		
(a) Equity Share Capital	157.85	156.72
(b) Other Equity	7,622.62	5,890.22
(c) Non Controlling Interest	(1.11)	0.01
Total Equity	7,779.36	6,046.95
Liabilities		
Non-Current Liabilities		
(a) Financial Liabilities		
(i) Borrowing	1,193.37	1,456.62
(b) Provisions	86.26	67.21
(c) Deferred Tax Liability (Net)	440.55	397.20
Total Non-Current Liabilities	1,720.18	1,921.03
Current Liabilities		
(a) Financial Liabilities		
(i) Borrowing	3,865.25	6,041.69
(ii) Trade payables		
(A) total outstanding dues of micro, small and medium enterprises	914.41	-
(B) total outstanding dues of creditors other than micro, small and medium enterprises	9,291.95	6,284.66
(iii) Other Financial Liabilities	3,378.93	1,333.47
(b) Other current liabilities	457.49	425.48
(c) Provisions	134.98	111.29
(d) Current Tax liability (Net)	94.10	34.43
Total Current Liabilities	18,137.11	14,231.02
Total Equity and Liabilities	27,636.65	22,199.00



For and on behalf of
 Pawan Shubham & Co.
 Chartered Accountants