



Vikas Lifecare Ltd.

(Formerly known as Vikas Multicorp Ltd.)

CIN : L25111DL1995PLC073719

Regd. Off : G-1, 34/1,
East Punjabi Bagh, New Delhi-110 026, INDIA

October 14, 2021

Listing Department
National Stock Exchange of India Limited
Exchange Plaza
Bandra-Kurla Complex, Bandra (E),
Mumbai 400 051

NSE Symbol: VIKASLIFE

Deptt of Corporate Services
BSE Limited
Phirozee Jeejeebhoy Towers,
Dalal Street, Fort,
Mumbai 400 001

Scrip Code: 542655

Dear Sir/ Madam,

Sub: Outcome of Board Meeting

In terms of Regulation 30 of the SEBI (Listing Obligations and Disclosure Requirements) Regulations, 2015 ('Listing Regulations'), we are pleased to inform you that the Board of Directors (the "Board") of the Company at its duly convened meeting held today i.e October 14, 2021 has *inter-alia*:

1. considered, approved and take on record the Un-audited Financial Results for the second quarter and half year ended September 30, 2021;
2. approved the proposal to monetize company's non-core, non-business assets in a time bound manner and utilize its proceeds for further business expansion;
3. reviewed the progress of various business segments and business expansion strategies and constituted a two members committee to evaluate various business strategies submitted to the Board for business expansion with a mandate to submit its report in a timely manner, within 2 months' time. Company's CEO Mr. Vijay Sharma and Independent Director Dr. Richa Sharma are appointed as member of the Committee;
4. appointed Dr. S K Dhawan, a renowned scientist in the field of Material Science, Conducting Polymers, Nano Technology and Waste Management, as Senior Vice President (R&D) of the Company.

Dr. Dhawan has been Ex-Emeritus Scientist, Ex-Chief Scientist & Professor AcSIR till recently and continuing as Chairman, Solid Waste & Plastic Waste Management Group (CPCB). In his illustrative career Dr. Dhawan got several research papers published, granted patents, steered technology transfer process to several entities and has achieved various distinguished awards, Honors and Recognitions, briefly detailed in Annexure-I

Innovation is a key driver of the company's business strategy, wherein the company is constantly experimenting and looking for research-based products, solutions to improve its revenues, profitability and strengthen its positioning in industry matrix.



Vikas Lifecare Ltd.

(Formerly known as Vikas Multicorp Ltd.)

CIN : L25111DL1995PLC073719

Regd. Off : G-1, 34/1,
East Punjabi Bagh, New Delhi-110 026, INDIA

-//2//-

Under Dr. S K Dhawan able guidance, Company's Research and Development activities shall get necessary acceleration, certain process patents which are under consideration shall get filed and company ll start getting benefitted substantially by more advanced patented technology in years to come.

5. decided to continue Mr. Anil Kumar Deswal in the capacity of Independent Director only and considering his in-depth domain knowledge and vast experience he has been assigned an additional responsibility to identify and select, in consultation with the Board, a suitable incumbent as CTO of the Company. The decision is aiming towards more professionalism, transparent corporate governance practices, and for strengthening the technical aspects and R&D Activities of the Consumer Products/FMCG Division, Food Preservation and other Business Segments of the Company.

The meeting was commenced at 4:30 PM and concluded at 9:30 PM.

You are requested to take the information on record and oblige.

Yours Faithfully,
for Vikas Lifecare Limited

MONIKA Digitally
SONI signed by
MONIKA SONI

Monika Soni
Company Secretary

Encl : a/a



Vikas Lifecare Ltd.

(Formerly known as Vikas Multicorp Ltd.)

CIN : L25111DL1995PLC073719

Regd. Off : G-1, 34/1,
East Punjabi Bagh, New Delhi-110 026, INDIA

Annexure I Brief Bio-data of Dr. S K Dhawan

Dr. Sundeep Kumar Dhawan, M.Sc. Chemistry (Physical), Ph.D. and Zu-Satz Studium (Electroanalytical Chemistry) is a renowned scientist, who has been included in in the list of top 2 % Scientists from India, by Elsevier Research Intelligence and SciTech Strategies, of Stanford University, USA. Dr. Dhawan has been Ex-Emeritus Scientist, Ex-Chief Scientist & Professor AcSIR till recently and continuing as Chairman, Solid Waste & Plastic Waste Management Group (CPCB).

His core activity areas have been **Conducting Polymers**, Conducting Polymer, Composites for EMI shielding & ESD, Smart self-healing & Super hydrophobic coatings, OLED's, Ferromagnetic Conducting composites, Storage Energy, Waste Plastic Management, Oil SpillControl, Energy Storage

In his illustrative career Dr. Dhawan got several research papers published, granted patents, steered technology transfer process to several entities and has achieved various distinguished awards, Honors and Recognitions, detailed herein below:

Awards,	(i)	NRDC National Meritorious InnovationAward -2019
Honors and	(ii)	Smart Fifty Innovation Award by DST &IIM, Kolkata - 2018
Recognitions:	(iii)	ASDF Global Award 2015
	(iv)	DST - Lockheed Martin Innovation Award 2014
	(v)	Bharat Jyoti Award - 2013
	(vi)	Best Scientist Award for Outstanding Performance 2009
	(vii)	Aryabhatta Samman Award by Swadeshi Science Movement (2017)

Membership of Professional Bodies/Societies (Please specify National/International)

- (i) Life Member of Polymer Society of India
- (ii) Life Member of Magnetic Society of India
- (iii) Life Member of Carbon Society of India
- (iv) Life Member of Indian Society of Analytical Chemists
- (v) Life Member of Ferrofluid Society of India
- (vi) Associate Member of Royal Society of Chemistry

Research Experience

Organization, Country	Period from	To	Duration
Technical University, Merseburg,Germany	1983	1986	3 years
Central ElectrochemicalResearch Institute	1986	1993	7 Years
National Physical Laboratory	Oct 1993	2017 & Continuing	-24 Years



Vikas Lifecare Ltd.

(Formerly known as Vikas Multicorp Ltd.)

CIN : L25111DL1995PLC073719

Regd. Off : G-1, 34/1,
East Punjabi Bagh, New Delhi-110 026, INDIA

Sponsored Research Projects (Including in-house industrial projects)

Year of Funding	Sponsoring Organization	Title of Project	Co-Investigators (if any)
1996-98	GE-crd, Schenectady, 12301, USA VSSC (ISRO), Thriuvanthapuram)	Conducting Polymer Composites for EMI	Dr. SubashChandra
1999-2002		Conducting fabrics for EMI shielding	Dr. S. Chandra
2002-2005	DRDO	Development of Conducting polymer-graphite-nanoferrites composites for absorption dominated EMI shielding	-
2006-08	Reliance Industries Ltd., Patalganga	Melt blending of polyaniline with polyester	Er. Parveen Saini
2007 - 2009	DST	Melt solution processible conducting polyaniline Modification of flyash composites for strategic applications	-
Dec2012- March 16	Ministry of Environment & Forest (MoEF)	Weight reduction of Pb-acid battery	Dr. S. GopuKumar
2012- 2017	Network Project (NWP-56)	Smart intelligent coatings	Dr. S. Sathiyarayanan
2012- 2017	Intelcoat (CSC0114)		

Few More Data Points

No. of papers published:	160+
No. of Patents Granted/Filed:	8 USA + 8 Indian Patents
No. of students have done/doing Ph.D.	25
No. of students did M.Sc./M.Tech Project	60
Number of Invited talks delivered	150+

RSPH & Associates

Chartered Accountants

LIMITED REVIEW REPORT ON REVIEW OF STANDALONE FINANCIAL RESULTS OF THE COMPANY FOR THE QUARTER AND HALF YEARLY RESULTS OF VIKAS LIFECARE LIMITED (FORMERLY VIKAS MULTICORP LIMITED) FOR THE PERIOD ENDED 30th SEPTEMBER, 2021

TO

THE BOARD OF DIRECTORS

VIKAS LIFECARE LIMITED (Formerly Known as Vikas Multicorp Limited)

We have reviewed the accompanying statement of Standalone unaudited financial results of **M/s VIKAS LIFECARE LIMITED (Formerly Known as Vikas Multicorp Limited)** ("the Company") for the quarter and half year ended 30th September, 2021 (the "Statement") attached herewith, being submitted by the Company pursuant to the requirements of Regulation 33 of the SEBI (Listing Obligations and Disclosure Requirements) Regulations, 2015 ("the Regulation") as amended, including relevant circulars issued by SEBI from time to time.

This Statement, which is the responsibility of the Company's Management and approved by the Company's Board of Directors, has been prepared in accordance with the recognition and measurement principles laid down in the Indian Accounting Standard 34 "Interim Financial Reporting" ("Ind AS 34"), prescribed under section 133 of the Companies Act, 2013 read with relevant rules issued there under and other accounting principles generally accepted in India. Our responsibility is to express a conclusion on the Statement based on our review.

We conducted our review of the Standalone Financial Result in accordance with the Standard on Review Engagements (SRE) 2410, Review of Interim Financial Information Performed by the Independent Auditor of the Entity issued by the Institute of Chartered Accountants of India. This Standard requires that we plan and perform the review to obtain moderate assurance as to whether the Statement is free of material misstatement. A review is limited primarily to inquiries of Company personnel and analytical procedures applied to financial data and thus provides less assurance than an audit. We have not performed an audit and accordingly, we do not express an audit opinion.

Based on our review conducted as above, nothing has come to our attention that causes us to believe that the accompanying Standalone Statement of unaudited financial results, prepared in accordance with applicable principles laid down in the Indian Accounting Standard 34 "Interim Financial Reporting" (Ind AS 34)



906, Vikram Tower, 16 Rajendra Place
New Delhi - 110008


www.rsphindia.com

+91 11 41538933, 25715850

tarun@rsphindia.com, catarunbatra@gmail.com

prescribed under section 133 of the Companies Act 2013 read with rules issued there under and other accounting principles generally accepted in India has not disclosed the information in terms of Regulation 33 of the SEBI(Listing Obligation and Disclosure Requirements) Regulations, 2015 including the manner in which it is to be disclosed, or that it contains any material misstatement.

**For RSPH & Associates
Chartered Accountants
Firm Registration No: 003013N**



**CA Tarun Kumar Batra
Partner
M No.: 094318
UDIN: 21094318AAAACU1236
Date: -14/10/2021
Place: Delhi**

VIKAS LIFECARE LIMITED (FORMERLY KNOWN AS VIKAS MULTICORP LIMITED)

CIN - L25111DL1995PLC073719

REGD OFF: G-1,VIKAS HOUSE, 34/1. EAST PUNJABI BAGH, NEW DELHI -110026, PH NO: 011-40450110 EMAIL - info@vikaslifecarelimited.com


UN AUDITED STANDALONE FINANCIAL RESULTS FOR THE QUARTER AND HALF YEAR ENDED 30TH SEPTEMBER 2021

Particulars		Three Months Ended			Six Months Ended		Figures in Lacs
		30-Sep-21 Unaudited	30-Jun-21 Unaudited	30-Sep-20 Unaudited	30-Sep-21 Unaudited	30-Sep-20 Unaudited	Year Ended 31-Mar-21 Audited
1	Revenue from Operations						
a.	Revenue from Operations	6,748.93	2,410.41	3,185.73	9,159.34	3,550.95	7,499.45
2	Other Income	427.66	123.02	81.73	550.68	206.34	917.06
3	Total Income (1+2)	7,176.59	2,533.43	3,267.46	9,710.02	3,757.29	8,416.51
4	EXPENSES :						
a.	Cost of Materials Consumed	943.23	323.87	2,791.18	1,267.10	3,263.96	2,437.83
b.	Purchases of Stock-in-Trade	5,976.09	2,059.46	-	8,035.55	-	3,335.53
c.	Change in inventory of finished goods, work in progress and stock in trade	(354.60)	(188.38)	150.00	(542.98)	35.33	602.56
d.	Employee Benefits Expense	39.17	19.24	19.87	58.41	28.82	65.63
e.	Finance Costs	12.25	132.90	197.00	145.15	279.22	535.39
f.	Depreciation and Amortisation Expense	36.29	21.43	15.09	57.72	29.27	68.43
g.	Other Expenses	217.83	120.37	52.53	338.20	68.35	280.70
	Total Expenses	6,870.26	2,488.89	3,225.67	9,359.15	3,704.95	7,326.07
5	Profit Before Exceptional Items and Tax (3-4)	306.33	44.54	41.79	350.87	52.34	1,090.44
6	Exceptional Items	-	-	-	-	-	(1,240.42)
7	Profit/ (Loss) Before Tax (5-6)	306.33	44.54	41.79	350.87	52.34	(149.98)
8	Tax Expense/(Benefits):						
i.	Current Tax	48.43	11.21	10.52	59.64	13.17	137.46
ii.	Deferred Tax	1.57	-	-	1.57	-	29.15
iii.	Previous Year Income Tax	-	-	-	-	-	33.56
	Total Tax Expense (i+ii+iii)	50.00	11.21	10.52	61.21	13.17	200.17
9	Net Profit/(Loss) from continuing operations (7-8)	256.33	33.33	31.27	289.66	39.17	(350.15)
10	Profit/(loss) from discontinued operations	-	-	-	-	-	-
11	Tax expenses of discontinued operations	-	-	-	-	-	-
12	Profit/(loss) from Discontinued operations (after tax) (10-11)	-	-	-	-	-	-
13	Profit/(loss) for the period (9+12)	256.33	33.33	31.27	289.66	39.17	(350.15)
	Other Comprehensive Income :						
A.)	(i) Items that will not be reclassified to Profit and Loss	597.79	110.64	(775.19)	708.43	424.50	1,661.42
	(ii) income tax relating to items that will not be reclassified to profit or loss	(1.13)	(0.06)	1.11	(1.19)	3.18	4.64
B)	(i) items that will be reclassified to profit and loss account	-	-	-	-	-	-
	(ii) income tax relating to items that will be reclassified to profit or loss	-	-	301.66	-	(0.80)	(1.21)
14	Total Other Comprehensive Income	596.66	110.58	(472.42)	707.24	426.88	1,664.85
15	Total comprehensive income (Comprising Profit (Loss) and Other Comprehensive Income for the period) (13+14)	852.99	143.91	(441.15)	996.90	466.05	1,314.70
16	Share of Profit / (loss) of associates						
17	Paid up Equity Share Capital (Face Value Rs.1 each)	9,288.94	9,288.94	6,634.95	9,288.94	6,634.95	6,634.95
18	Reserve excluding Revaluation Reserves as per balance sheet of previous accounting year	4,352.28	1,840.08	2,627.08	4,352.28	2,627.06	1,806.75
19	Earning per Equity Share:						
	Equity shares of par value Rs 1 each						
	(EPS for three and six months ended periods are not annualised)						
	Basic	0.029	0.004	0.005	0.033	0.006	(0.053)
	Diluted	0.029	0.004	0.005	0.033	0.006	(0.053)

*Financial Results for the Quarter and Half year ended 30th September, 2021

Notes:

- 1 The standalone financial results of the company have been prepared in accordance with Ind AS prescribed under Section 133 of the Companies Act 2013 (the Act) read with the relevant rules thereunder and in terms of Regulation 33 of the SEBI (Listing Obligations and Disclosure Requirements) Regulations 2015.



- 2 The above Quarterly and half yearly results have been reviewed by the Audit Committee and approved by the Board of Directors at their meeting in their held in October 14, 2021. The Statutory auditors have carried out a limited review of the results for the quarter and half year ended September 30, 2021.
- 3 The weighted average number of equity shares outstanding during the period has been considered for calculating the basic and diluted earnings per share (not annualized) in accordance with the Ind AS.
- 4 Prior period Expenses/Income pertains to previous year, accordingly previous year figures has been restated. Previous year/period figures have been regrouped/reclassified/rearranged, wherever necessary.
- 5 In accordance with Ind AS, the company has recognised actuarial gains or losses on actuarial valuation of the Defined Benefit Obligation in "Other Comprehensive Income".
- 6 Status of the investors complaints – Pending at the beginning of quarter - 0, complaints received during the quarter- 0, disposed-off during the quarter - 0 and pending at the end of the quarter – 0.
- 7 The results of the Company are also available for investors at www.vikaslifecarelimited.com, www.bseindia.com and www.nseindia.com
- 8 The Previous Quarter and Previous year figures has been audited Reviewed by the erstwhile Statutory auditors.
- 9 Equity Investment in associate company i.e Advik Laboratories Limited taken at cost as per Ind AS-28.

B	INVESTOR COMPLAINTS	
	Pending at the beginning of the quarter	0
	Received during the quarter	0
	Disposed off during the quarter	0
	Remaining unresolved at the end of the quarter	0

for Vikas LifeCare Limited



Vivek Garg

Managing Director

DIN:00255443

Place: New Delhi

Date: 14.10.2021

Vikas Lifecare Limited (Formerly Known as Vikas Multicorp Limited)

CIN : L25111DL1995PLC073719

Standalone Balance Sheet as at September 30, 2021

(Rs. in Lakhs)

Particulars	As at 30-Sep-21	As at 31-Mar-21
ASSETS		
Non-Current Assets		
Property, Plant and Equipment	686.31	446.77
Capital Work in Progress	772.60	780.91
Financial Assets		
Investments	1,556.88	332.39
Other Non-Current Assets	6,864.70	4,007.50
Total Non-Current Assets	9,880.49	5,567.57
Current Assets		
Inventories	2,731.94	2,717.16
Financial Assets		
Loans	1.00	4.74
Trade Receivables	5,959.74	4,292.25
Cash and Cash Equivalents	523.15	18.75
Bank Balances other than Cash and Cash Equivalents		
Other financial Assets	178.81	345.39
Current Tax Assets (net)		
Other Current Assets	837.92	1,949.25
Total Current Assets	10,232.56	9,327.54
Total Assets	20,113.05	14,895.11
EQUITY AND LIABILITIES		
Equity		
Equity Share Capital	9,288.93	6,634.95
Other Equity	3,284.78	32.00
Total Equity	12,573.71	6,666.95
Liabilities		
Non-Current Liabilities		
Financial Liabilities		
Borrowings	2,510.15	1,620.06
Provisions	10.10	6.72
Deferred Tax Liabilities	9.71	8.14
Other Non-Current Liabilities		
Total Non-Current Liabilities	2,529.96	1,634.92
Current Liabilities		
Financial Liabilities		
Borrowings	407.00	2,510.27
Trade Payables		
(i) Total outstanding dues of micro enterprises and small enterprises and	2,691.53	2,452.53
(ii) Total outstanding dues of creditors other than micro enterprises and small enterprises	1,077.70	1,313.12
Other Financial Liabilities	91.45	75.24
Other Current Liabilities	570.04	112.41
Provisions	0.99	0.68
Income Tax Liabilities	170.67	128.99
Total Current Liabilities	5,009.38	6,593.24
Total Equity and Liabilities	20,113.05	14,895.11

Vikas Lifecare Limited (Formerly Known as Vikas Multicorp Limited)

CIN : L25111DL1995PLC073719

Standalone Cash Flow statement as at September 30, 2021

Particulars	(Amount in Lakhs)	
	Year ended	Year ended
	30-Sep-21 Unaudited	31-Mar-21 Audited
Cash Flow from Operating Activities		
Net Profit/(Loss) before Tax	350.87	(149.98)
Adjustment for :		
Depreciation & Amortisation Expense	57.72	68.43
Rental Income	(30.56)	(43.01)
Interest Income	(3.16)	(23.99)
Interest Expense	145.15	535.39
Net unrealized foreign exchange (gain)	(42.51)	(15.18)
Provision for Gratuity	2.50	2.46
(Gain) / Loss on Sale of Property, Plant and Equipment (net)	-	424.89
Share of Profit from Partnership Firm	-	(19.34)
Operating Profit before working Capital Changes :	480.02	779.67
Movements in Working Capital :		
(Increase)/decrease in Trade Receivables	(1,030.03)	10,512.04
(Increase)/decrease in Inventories	(14.78)	315.86
Increase/(decrease) in Trade payables	3.58	(11,297.94)
Increase/(decrease) in Other liabilities and Provisions	451.77	(776.99)
(Increase)/decrease in Other financial assets and Other assets	1,460.41	(234.87)
Cash generated from Operations :	870.96	(1,481.89)
Direct Taxes Paid	(12.11)	(65.99)
Net Cash flow from/(used in) Operating Activities	1,338.86	(768.21)
Cash Flow from Investing Activities		
Purchase of property, plant and equipment including CWIP	(45.13)	(147.00)
Investment in Properties	(243.81)	(138.07)
Proceeds from sale of property, plant and equipment & Sale Of Properties	-	1,310.19
Capital Advance	(3,614.71)	-
Movement in Investments	(516.06)	-
Rental Income	30.56	43.01
Interest Received	3.16	23.99
Net Cash flow from/(used in) Investing Activities	(4,385.99)	1,092.13
Cash Flow from Financing Activities		
Proceeds from/ (repayment of) Long term borrowings	(1,213.18)	(961.87)
Money received from issue of shares	2,653.98	1,070.38
Money received as Security Premium	2,255.88	-
Proceeds from/ (repayment of) in Short term borrowings	-	100.00
Interest Paid	(145.15)	(535.39)
Net Cash flow from/(used) in Financing Activities	3,551.53	(326.88)
Net Increase/Decrease in Cash & Cash Equivalents	504.40	(2.96)
Cash & Cash equivalents at the beginning of the year	18.75	21.72
Cash & Cash equivalents at the end of the year	523.15	18.75
Components of Cash and Cash Equivalents		
Cash in Hand	12.80	10.20
Balance with Scheduled Banks :	0.01	-
Current Accounts	510.35	8.55
Cash & Cash Equivalents	523.15	18.75

VIKAS LIFECARE LIMITED
(FORMERLY KNOW AS VIKAS MULTICORP LIMITED)
CIN: L25111DL1995PLC073719

Information on Standalone Segment Reporting pursuant to Ind AS 108 - Operating Segments

Operating segments:

Real estate Division

Trading Division -Polymers

Trading Division -Agro

Manufacturing Division- Polymers

Trading Division -Infra

Identification of segments:

The chief operational decision maker monitors the operating results of its business segments separately for the purpose of making decisions about resource allocation and performance assessment. Segment performance is evaluated based on profit and loss of the segment and is measured consistently with profit or loss in these financial statements. Operating segments have been identified on the basis of the nature of products.

Segment revenue and results

The expenses and income which are not directly attributable to any business segment are shown as unallocable expenditure (net of unallocable income).

Segment assets and liabilities:

Assets used by the operating segments mainly consist of property, plant and equipment, trade receivables, cash and cash equivalents and inventories. Segment liabilities include trade payables and other liabilities. Common assets and liabilities which cannot be allocated to any of the segments are shown as a part of unallocable assets/liabilities.

The measurement principles of segments are consistent with those used in preparation of these financial statements. There are no inter-segment transfers

UNAUDITED STANDALONE SEGMENT INFORMATION FOR THE QUARTER & HALF YEAR ENDED 30TH SEPTEMBER, 2021

(Amount in Lakhs)		
Particulars	For the period ended September 30, 2021	For the period ended March 31, 2021
Domestic	8,081.88	7,098.95
Export	888.16	20.79
Total	8,970.04	7,119.74

1. Revenue by nature of products

Particulars	For the period ended September 30, 2021	For the period ended March 31, 2021
(a) Real estate Division	-	-
(b) Trading Division -Polymers	1,450.81	3,956.94
(c) Trading Division -Agro	4,986.63	862.96
(d) Manufacturing Division- Polymers	574.33	2,299.84
(e) Trading Division -Infra	1,958.26	
Total	8,970.04	7,119.74

2. Segment Results before tax and interest

Particulars	For the period ended September 30, 2021	For the period ended March 31, 2021
(a) Real estate Division	-	-
(b) Trading Division -Polymers	195.54	1,090.67
(c) Trading Division -Agro	176.54	129.48

(d) Manufacturing Division- Polymers	7.84	(96.61)
(e) Trading Division -Infra	19.75	
Sub Total	399.68	1,123.53
Less: Finance Cost	145.15	535.39
Add: Other Income	550.68	101.53
Less: Expenses	454.33	839.65
Profit before tax	350.87	(149.98)
Less: Tax expenses	61.22	200.19
Net profit for the year	289.65	(350.18)

3. Capital Employed	15,083.86	8,287.02
----------------------------	-----------	----------

4. Segment Assets and Liabilities

Particulars	For the period ended September 30, 2021	For the period ended March 31, 2021
Assets		
Real estate Division	170.59	170.59
Manufacturing Division- Polymers	1,351.08	1,245.52
Unallocated	18,591.38	13,479.01
Liabilities		
Real estate Division		-
Unallocated	20,113.06	14,895.12

Segment revenue, results, assets and liabilities include the respective amounts identifiable to each of the segments and amounts allocated on a reasonable basis.

Limited Review Report on consolidated unaudited quarterly and year to date financial results of the Company for the quarter and half year ended September, 2021(Pursuant to the Regulation 33 of the SEBI (Listing Obligations and Disclosure Requirements) Regulations, 2015)

TO

THE BOARD OF DIRECTORS

Vikas Lifecare Limited

(Formerly Known as Vikas Multicorp Limited)

1. We have reviewed the accompanying Statement of Consolidated Unaudited Financial Results of M/s Vikas Lifecare Limited (Formerly Known as Vikas Multicorp Limited) ("the Parent") and its Associate (the Parent and its Associate together referred to as "the Group"), and its share of the net profit/(loss) after tax and total comprehensive income / (loss) of its associate for the quarter ended 30th September 2021 ("the Statement"), being submitted by the Parent pursuant to the requirement of Regulation 33 of the SEBI (Listing Obligations and Disclosure Requirements) Regulations, 2015, as amended. Attention is drawn to the fact that the consolidated financial statements have been prepared for the first time and the consolidated figures for the previous quarter ending 30th June 2021, corresponding quarter ended 30th September 2020 and year ending 31st March 2021 are taken from the standalone financial statements/ financial results, as reported in these financial results have been approved by the Parent's Board of Directors, but have not been subjected to review.
2. This Statement, which is the responsibility of the Parent's Management and approved by the Parent's Board of Directors, has been prepared in accordance with the recognition and measurement principles laid down in Indian Accounting Standard 34 "Interim Financial Reporting" ("Ind AS 34"), prescribed under Section 133 of the Companies Act, 2013, and other accounting principles generally accepted in India. Our responsibility is to express a conclusion on the Statement based on our review.



906, Vikram Tower, 16 Rajendra Place
New Delhi - 110008

www.rsphindia.com

+91 11 41538933, 25715850

tarun@rsphindia.com, catarunbatra@gmail.com

3. We conducted our review of the Statement in accordance with the Standard on Review Engagements (SRE) 2410 "Review of Interim Financial Information Performed by the Independent Auditor of the Entity", issued by the Institute of Chartered Accountants of India. A review of interim financial information consists of making inquiries, primarily of persons responsible for financial and accounting matters, and applying analytical and other review procedures. A review is substantially less in scope than an audit conducted in accordance with Standards on Auditing and consequently does not enable us to obtain assurance that we would become aware of all significant matters that might be identified in an audit. Accordingly, we do not express an audit opinion.

We also performed procedures in accordance with the circular issued by the SEBI under Regulation 33(8) of the SEBI (Listing Obligations and Disclosure Requirements) Regulations, 2015, as amended, to the extent applicable.

4. The Statement includes the results of the Following Entities :-

Name of the Company	Relationship
M/s Advik Laboratories Limited	Associate


5. Based on our review conducted and procedures performed as stated in paragraph 3 above and based on the consideration of the review reports of the associates reviewed by the other auditors referred to in paragraph 6 below, nothing as come to our attention that causes us to believe that the accompanying Statement, prepared in accordance with the recognition and measurement principles laid down in the aforesaid Indian Accounting Standard and other accounting principles generally accepted in India, has not disclosed the information required to be disclosed in terms of Regulation 33 of the SEBI (Listing Obligations and Disclosure Requirements) Regulations, 2015, as amended, including the manner in which it is to be disclosed, or that it contains any material misstatement.
6. The Statement includes the Parents share of Net Profit after Tax of -(Rs.6.42) Lacs and Total Comprehensive Income of Rs. 0.05 Lacs for the quarter ending 30th September 2021 respectively as considered in the statement, in respect of an associate whose consolidated financial information have not been reviewed by us. These interim financial statements / financial information / financial results have been reviewed by other auditors whose reports have been furnished to us



by the Management and our conclusion on the Statement, in so far as it relates to the amounts and disclosures included in respect of this associate, is based solely on the report of the other auditors and the procedures performed by us as stated in paragraph 3 above.

Our conclusion on the Statement is not modified in respect of the above matters.

For RSPH & Associates
Chartered Accountants
Firm Registration No: 003013N



CA Tarun Kumar Batra
Partner
M No.: 094318
UDIN: 21094318AAAACV3092
Date: -14/10/2021
Place: Delhi

VIKAS LIFECARE LIMITED (FORMERLY KNOWN AS VIKAS MULTICORP LIMITED)

CIN - L25111DL1995PLC073719

REGD OFF: G-1, VIKAS HOUSE, 34/1, EAST PUNJABI BAGH, NEW DELHI - 110026, PH NO: 011-40450110 EMAIL - info@vikaslifecarelimited.com

UN AUDITED CONSOLIDATED FINANCIAL RESULTS FOR THE QUARTER AND HALF YEAR ENDED 30TH SEPTEMBER 2021

Sr. No.	Particulars	Three Months Ended			Six Months Ended		Figures in Lacs
		30-Sep-21	30-Jun-21	30-Sep-20	30-Sep-21	30-Sep-20	Year Ended
		Unaudited	Unaudited	Unaudited	Unaudited	Unaudited	31-Mar-21
1	Revenue from Operations						
a.	Revenue from Operations	6,748.93	2,410.41	3,185.73	9,159.34	3,550.95	7,499.45
2	Other Income	427.66	123.02	81.73	550.68	206.34	917.06
3	Total Income (1+2)	7,176.59	2,533.43	3,267.46	9,710.02	3,757.29	8,416.51
4	EXPENSES :						
a.	Cost of Materials Consumed	943.23	323.87	2,791.18	1,267.10	3,263.96	2,437.83
b.	Purchases of Stock-in-Trade	5,976.09	2,059.46	-	8,035.55	-	3,335.53
c.	Change in inventory of finished goods, work in progress and stock in trade	(354.60)	(188.38)	150.00	(542.98)	35.33	602.56
d.	Employee Benefits Expense	39.17	19.24	19.87	58.41	28.82	65.63
e.	Finance Costs	12.25	132.90	197.00	145.15	279.22	535.39
f.	Depreciation and Amortisation Expense	36.29	21.43	15.09	57.72	29.27	68.43
g.	Other Expenses	217.83	120.37	52.53	338.20	68.35	280.70
	Total Expenses	6,870.26	2,488.89	3,225.67	9,359.15	3,704.95	7,326.07
5	Profit Before Exceptional Items and Tax (3-4)	306.33	44.54	41.79	350.87	52.34	1,090.44
6	Exceptional Items	-	-	-	-	-	(1,240.42)
7	Share of Profit / (loss) of associates	(6.42)	-	-	(6.42)	-	-
8	Profit/ (Loss) Before Tax (5+6+7)	299.91	44.54	41.79	344.45	52.34	(149.98)
9	Tax Expense/(Benefits):						
i.	Current Tax	48.43	11.21	10.52	59.64	13.17	137.46
ii.	Deferred Tax	1.57	-	-	1.57	-	29.15
iii.	Previous Year Income Tax	-	-	-	-	-	33.56
	Total Tax Expense (i+ii+iii)	50.00	11.21	10.52	61.21	13.17	200.17
10	Net Profit/(Loss) from continuing operations (8-9)	249.91	33.33	31.27	283.24	39.17	(350.15)
11	Profit/(loss) from discontinued operations	-	-	-	-	-	-
12	Tax expenses of discontinued operations	-	-	-	-	-	-
13	Profit/(loss) from Discontinued operations (after tax) (11-12)	-	-	-	-	-	-
14	Profit/(loss) for the period (10+13)	249.91	33.33	31.27	283.24	39.17	(350.15)
	Other Comprehensive Income :						
	A.) (i) Items that will not be reclassified to Profit and Loss	597.79	110.64	(775.19)	708.43	424.50	1,661.42
	(ii) income tax relating to items that will not be reclassified to profit or loss	(1.13)	(0.06)	1.11	(1.19)	3.18	4.64
	B) (i) items that will be reclassified to profit and loss account	-	-	-	-	-	-
	(ii) income tax relating to items that will be reclassified to profit or loss	-	-	301.66	-	(0.80)	(1.21)
	Share of Other Comprehensive Income of associates	0.05	-	-	0.05	-	-
15	Total Other Comprehensive Income	596.71	110.58	(472.42)	707.29	426.88	1,664.85
16	Total comprehensive income (Comprising Profit (Loss) and Other Comprehensive Income for the period) (14+15)	846.62	143.91	(441.15)	990.53	466.05	1,314.70
17	Paid up Equity Share Capital (Face Value Rs.1 each)	9,288.94	9,288.94	6,634.95	9,288.94	6,634.95	6,634.95
18	Reserve excluding Revaluation Reserves as per balance sheet of previous accounting year	4,386.12	1,840.08	2,627.08	4,386.12	2,627.06	1,806.75
19	Earning per Equity Share:						
	Equity shares of par value Rs 1 each						
	(EPS for three and six months ended periods are not annualised)						
	Basic	0.029	0.004	0.005	0.033	0.006	(0.053)
	Diluted	0.029	0.004	0.005	0.033	0.006	(0.053)

***Financial Results for the Quarter and Half year ended 30th September, 2021**

Notes:


- The above consolidated financial results are prepared in accordance with India Accounting Standards ("Ind AS"), the provisions of the Companies Act, 2013 ("the Companies Act"), as applicable and guidelines issue by the Securities and Exchange Board of India ("SEBI"). The Ind AS are prescribed under section 133 of the Companies Act read with rule 3 of the Companies (Indian Accounting Standards) Rules, 2015 and amendments issued thereafter. All amounts included in the consolidated financial results (including notes) are reported in Lakhs of India Rupees.
- The above Quarterly and half yearly results have been reviewed by the Audit Committee and approved by the Board of Directors at their meeting in their held in October 14, 2021. The Statutory auditors have carried out a limited review of the results for the quarter and half year ended September 30, 2021.
- The weighted average number of equity shares outstanding during the period has been considered for calculating the basic and diluted earnings per share (not annualized) in accordance with the Ind AS.
- Prior period Expenses/Income pertains to previous year, accordingly previous year figures has been restated. Previous year/period figures have been regrouped/reclassified/rearranged, wherever necessary.
- In accordance with Ind AS, the company has recognised actuarial gains or losses on actuarial valuation of the Defined Benefit Obligation in "Other Comprehensive Income".



- 6 Status of the investors complaints – Pending at the beginning of quarter - 0, complaints received during the quarter- 0, disposed-off during the quarter - 0 and pending at the end of the quarter – 0.
- 7 The results of the Company are also available for investors at www.vikaslifecarelimited.com, www.bseindia.com and www.nseindia.com
- 9 As at 30th September 2021, the company held 22.04% interest in M/s Advik Laboratories Limited, accounted for using Equity Method.
- 10 The consolidated financial statements have been prepared for the first time as company has acquired 22.04% interest of M/s Advik Laboratories Limited on 12 July 2021 and the consolidated figures disclosed in the above results are taken from the Standalone financial statements/results, as approved by the Board Of Directors.

B INVESTOR COMPLAINTS	
Pending at the beginning of the quarter	0
Received during the quarter	0
Disposed off during the quarter	0
Remaining unresolved at the end of the quarter	0

for Vikas Life Care Limited



Vivek Garg

Managing Director
DIN:00255443

Place: New Delhi
Date: 14.10.2021

Vikas Lifecare Limited (Formerly Known as Vikas Multicorp Limited)

CIN : L25111DL1995PLC073719

Consolidated Balance Sheet as at September 30, 2021

(Rs. in Lakhs)

Particulars	As at 30-Sep-21	As at 31-Mar-21
ASSETS		
Non-Current Assets		
Property, Plant and Equipment	686.31	446.77
Capital Work in Progress	772.60	780.91
Financial Assets		
Investments	1,590.77	332.39
Other Non-Current Assets	6,864.70	4,007.50
Total Non-Current Assets	9,914.38	5,567.57
Current Assets		
Inventories	2,731.94	2,717.16
Financial Assets		
Loans	1.00	4.74
Trade Receivables	5,959.74	4,292.25
Cash and Cash Equivalents	523.15	18.75
Bank Balances other than Cash and Cash Equivalents		
Other Financial Assets	178.81	345.39
Current Tax Assets (net)		
Other Current Assets	837.92	1,949.25
Total Current Assets	10,232.56	9,327.54
Total Assets	20,146.94	14,895.11
EQUITY AND LIABILITIES		
Equity		
Equity Share Capital	9,288.93	6,634.95
Other Equity	3,318.66	32.00
Total Equity	12,607.59	6,666.95
Liabilities		
Non-Current Liabilities		
Financial Liabilities		
Borrowings	2,510.15	1,620.06
Provisions	10.10	6.72
Deferred Tax Liabilities	9.71	8.14
Other Non-Current Liabilities		
Total Non-Current Liabilities	2,529.96	1,634.92
Current Liabilities		
Financial Liabilities		
Borrowings	407.00	2,510.27
Trade Payables		
(i) Total outstanding dues of micro enterprises and small enterprises and	2,691.53	2,452.53
(ii) Total outstanding dues of creditors other than micro enterprises and small enterprises	1,077.72	1,313.12
Other Financial Liabilities	91.45	75.24
Other Current Liabilities	570.04	112.41
Provisions	0.99	0.68
Income Tax Liabilities	170.66	128.99
Total Current Liabilities	5,009.39	6,593.24
Total Equity and Liabilities	20,146.94	14,895.11

Vikas Lifecare Limited (Formerly Known as Vikas Multicorp Limited)

CIN : L25111DL1995PLC073719

Consolidated Cash Flow statement as at September 30, 2021

Particulars	(Amount in Lakhs)	
	Year ended 30-Sep-21 Unaudited	Year ended 31-Mar-21 Audited
Cash Flow from Operating Activities		
Net Profit/(Loss) before Tax	344.45	(149.98)
Adjustment for :		
Depreciation & Amortisation Expense	57.72	68.43
Rental Income	(30.56)	(43.01)
Interest Income	(3.16)	(23.99)
Interest Expense	145.15	535.39
Net unrealized foreign exchange (gain)	(42.51)	(15.18)
Provision for Gratuity	2.50	2.46
(Gain) / Loss on Sale of Property, Plant and Equipment (net)	-	424.89
Share of Profit from Partnership Firm	-	(19.34)
Operating Profit before working Capital Changes :	473.60	779.67
Movements in Working Capital :		
(Increase)/decrease in Trade Receivables	(1,030.03)	10,512.04
(Increase)/decrease in Inventories	(14.78)	315.86
Increase/(decrease) in Trade payables	3.58	(11,297.94)
Increase/(decrease) in Other liabilities and Provisions	451.77	(776.99)
(Increase)/decrease in Other financial assets and Other assets	1,460.41	(234.87)
Cash generated from Operations :	870.96	(1,481.89)
Direct Taxes Paid	(12.11)	(65.99)
Net Cash flow from/(used in) Operating Activities	1,332.44	(768.21)
Cash Flow from Investing Activities		
Purchase of property, plant and equipment including CWIP	(45.13)	(147.00)
Investment in Properties	(243.81)	(138.07)
Proceeds from sale of property, plant and equipment & Sale Of Properties	-	1,310.19
Capital Advance	(3,614.71)	-
Movement in Investments	(522.48)	-
Rental Income	30.56	43.01
Interest Received	3.16	23.99
Net Cash flow from/(used in) Investing Activities	(4,392.41)	1,092.13
Cash Flow from Financing Activities		
Proceeds from/ (repayment of) Long term borrowings	(1,213.18)	(961.87)
Money received from issue of shares	2,653.98	1,070.38
Money received as Security Premium	2,255.88	-
Proceeds from/ (repayment of) in Short term borrowings	-	100.00
Interest Paid	(145.15)	(535.39)
Net Cash flow from/(used) in Financing Activities	3,551.53	(326.88)
Net Increase/Decrease in Cash & Cash Equivalents	491.56	(2.96)
Cash & Cash equivalents at the beginning of the year	18.75	21.72
Cash & Cash equivalents at the end of the year	510.31	18.75
Components of Cash and Cash Equivalents		
Cash in Hand	12.80	10.20
Balance with Scheduled Banks :	0.01	-
Current Accounts	510.35	8.55
Cash & Cash Equivalents	523.15	18.75

VIKAS LIFECARE LIMITED
(FORMERLY KNOW AS VIKAS MULTICORP LIMITED)
CIN: L25111DL1995PLC073719

Information on Consolidated Segment Reporting pursuant to Ind AS 108 - Operating Segments

Operating segments:

Real estate Division

Trading Division -Polymers

Trading Division -Agro

Manufacturing Division- Polymers

Trading Division -Infra

Identification of segments:

The chief operational decision maker monitors the operating results of its business segments separately for the purpose of making decisions about resource allocation and performance assessment. Segment performance is evaluated based on profit and loss of the segment and is measured consistently with profit or loss in these financial statements. Operating segments have been identified on the basis of the nature of products.

Segment revenue and results

The expenses and income which are not directly attributable to any business segment are shown as unallocable expenditure (net of unallocable income).

Segment assets and liabilities:

Assets used by the operating segments mainly consist of property, plant and equipment, trade receivables, cash and cash equivalents and inventories. Segment liabilities include trade payables and other liabilities. Common assets and liabilities which cannot be allocated to any of the segments are shown as a part of unallocable assets/liabilities.

The measurement principles of segments are consistent with those used in preparation of these financial statements. There are no inter-segment transfers

As at 30th September 2021, the company held 22.04% interest in M/s Advik Laboratories Limited, accounted for using Equity Method.

The consolidated segment information have been prepared for the first time as company has acquired 22.04% interest of M/s Advik Laboratories Limited on 12 July 2021 and the consolidated figures disclosed below are

taken from the Standalone financial statements/results, as approved by the Board Of Directors.

UNAUDITED CONSOLIDATED SEGMENT INFORMATION FOR THE QUARTER & HALF YEAR ENDED 30TH SEPTEMBER, 2021

(Amount in Lakhs)		
Particulars	For the period ended September 30, 2021	For the period ended March 31, 2021
Domestic	8,081.88	7,098.95
Export	888.16	20.79
Total	8,970.04	7,119.74

1. Revenue by nature of products

Particulars	For the period ended September 30, 2021	For the period ended March 31, 2021
(a) Real estate Division	-	-
(b) Trading Division -Polymers	1,450.81	3,956.94
(c) Trading Division -Agro	4,986.63	862.96
(d) Manufacturing Division- Polymers	574.33	2,299.84
(e) Trading Division -Infra	1,958.26	
Total	8,970.04	7,119.74

2. Segment Results before tax and interest

Particulars	For the period ended September 30, 2021	For the period ended March 31, 2021
(a) Real estate Division	-	-
(b) Trading Division -Polymers	195.54	1,090.67
(c) Trading Division -Agro	176.54	129.48
(d) Manufacturing Division- Polymers	7.84	(96.61)
(e) Trading Division -Infra	19.75	
Sub Total	399.68	1,123.53
Less: Finance Cost	145.15	535.39
Add: Other Income	550.68	101.53
Less: Expenses	454.33	839.65
Share of profit/(loss) of assoicates accounted for using the equity method	(6.42)	-
Profit before tax	344.45	(149.98)
Less: Tax expenses	61.22	200.19
Net profit for the year	283.23	(350.18)

3. Capital Employed	15,117.74	8,287.02
----------------------------	-----------	----------

4. Segment Assets and Liabilities

Particulars	For the period ended September 30, 2021	For the period ended March 31, 2021
Assets		
Real estate Division	170.59	170.59
Manufacturing Division- Polymers	1,351.08	1,245.52
Unallocated	18,625.27	13,479.01
Liabilities		
Real estate Division		-
Unallocated	20,146.94	14,895.12

Segment revenue, results, assets and liabilities include the respective amounts identifiable to each of the segments and amounts allocated on a reasonable basis.