

To,

Corporate Service Department <b>BSE Limited</b> Phiroze Jeejeebhoy Towers Dalal Street, Mumbai - 400 001 Script code: <b>532722</b>	The Listing Department <b>National Stock Exchange of India Limited</b> Exchange Plaza, Bandra Kurla Complex, Bandra (E), Mumbai - 400 051 Script code: <b>NITCO</b>
--	---

**Sub: Notice of 58<sup>th</sup> Annual General Meeting along with Annual Report for the Financial Year 2023-24 and details of remote e-Voting**

Dear Sir/Madam,

We wish to inform you that the 58<sup>th</sup> Annual General Meeting ("the AGM") of the Members of the Company will be held on **Friday, September 20, 2024 at 12:00 P.M. (IST)** through Video Conferencing ("VC") or Other Audio-Visual Means ("OAVM") in compliance with Ministry of Corporate Affairs and the Securities and Exchange Board of India Circulars.

Pursuant to Regulation 30 read with Clause 12 of Part A of Schedule III and Regulation 34 of the SEBI (Listing Obligations and Disclosure Requirements) Regulations, 2015 ("the Listing Regulations"), please find enclosed the Notice convening 58<sup>th</sup> Annual General Meeting and Annual Report for the Financial Year 2023-24 of the Company which is also being sent to all the Members whose email addresses are registered with the Company /Registrar and Transfer Agent ('RTA')/ Depository Participant(s) and the same is available on the website of the Company at <https://www.nitco.in/corporate/investors/PDFFiles/Annual-Report-2023-24.pdf>.

Further, pursuant to provisions of Section 108 of the Companies Act, 2013 read together with the rules framed thereunder and as amended from time to time and Regulation 44 of the Listing Regulations, the Company is providing to its members the facility to cast their vote by electronic means on all resolutions set forth in the Notice. The details of remote e-voting are as follows:

Date of 58 <sup>th</sup> AGM	Friday, September 20, 2024
AGM Start Time	12.00 P.M. (IST)
E-Voting Cut Off Date	Friday, September 13, 2024
Remote E- Voting Start Date & Time	Tuesday, September 17, 2024 at 9:00 A.M. (IST)
Remote E- Voting End Date	Thursday, September 19, 2024 at 05:00 P.M. (IST)

Kindly take the above information on your records

Thanking you,

Yours faithfully,

For **NITCO Limited**

**Geeta Shah**  
**Company Secretary and Compliance Officer**  
**Membership No.: A57288**



# NITCO

TILES MARBLE MOSAICO


## NITCO LIMITED ANNUAL REPORT 2023 - 2024









A modern interior space featuring a dining table with two chairs on the left, a large window on the right, and a hallway in the background. The floor is polished and reflective. The wall is made of large, light-colored tiles. A framed abstract painting hangs on the wall in the hallway. A small, dark, three-legged stool is positioned near the window, and a light-colored, three-legged stool is in the foreground on the right.

## What's Inside

Corporate Information	1
Notice	11
Director's Report	20
Management Discussion & Analysis Report	35
Report on Corporate Governance	41
Standalone Financials	59
Consolidated Financials	131



# Corporate Information

---

## Board of Directors

**Mr. Vivek Talwar** - *Chairman & Managing Director*

**Ms. Poonam Talwar** - *Non-Executive Director*

**Dr. Ajay Bakshi** - *Independent Director*

**Mr. Harsh Kedia** - *Independent Director*

**Mr. Santhosh Kumar Shet** - *Independent Director*

**Ms. Priyanka Agarwal** - *Independent Director*

---

**Mr. Sitanshu Satapathy**

*Chief Financial Officer*

**Mrs. Geeta Shah**

*Company Secretary and  
Compliance Officer*

**M M Nissim & Co LLP**

**Chartered Accountants**

*Statutory Auditor*

---

### Registrar and Transfer Agent

Link Intime India Private Limited  
C-1 01, 247 Park, L.B.S. Marg,  
Vikhroli, (West), Mumbai - 400 083  
Tel.: 022 4918 6000  
E-mail: [mumbai@linkintime.co.in](mailto:mumbai@linkintime.co.in)  
Website: [www.linkintlme.co.in](http://www.linkintlme.co.in)

### Registered Office

NITCO Limited,  
3/A, Recondo Compound, Sudam Kalu Ahire Marg,  
Glaxo, Worli Colony, Mumbai,  
Maharashtra, 400030  
Tel.: 022 25772800 / 25772790  
E-mail: [investorgrievances@nitco.in](mailto:investorgrievances@nitco.in)  
Website: [www.nitco.in](http://www.nitco.in)

### Works

#### Marble Division

Survey No 176, Village Silli,  
Silvassa - 396 230





## NITCO

(NITCO Limited (NSE: NITCO, BSE: 532722), established in 1953 by Late Mr. Prannath Talwar, is India's prominent floor and wall solutions Company. NITCO, one of the most widely recognised brands, is the only Company in the world with presence in all three surfaces: tiles, marble, and mosaic, with a comprehensive product range in each category. The prime mission of the Company is to always offer cutting-edge designs and products that are the choice of discerning architects and consumers. The Company differentiates itself by being a creative surface partner to its clients, by suggesting the most appropriate functional designs and product solutions that match specific applications. The Company also prides itself as the provider of the best natural marble slabs in the industry, with unique capabilities for processing natural marble to optimise form factor and costs. Headquartered in Mumbai, NITCO's pan-India presence is facilitated through display centres, franchisees, retail network spread across the country. NITCO enjoys a sizeable client base overseas and exports to over 40 countries. For more information, please visit [www.nitco.in](http://www.nitco.in).





## Tiles, Marble and Mosaico

NITCO is headquartered in Mumbai and possesses a pan-India presence through a wide distribution network. Its Marble plant is located in Silvassa (Dadra and Nagar Haveli).

## Pan India and beyond

Our pan-India presence is facilitated through 15 offices. Our strong distribution network comprises more than 432 active direct dealers. We export tiles across the globe and source the best quality marble from over 41 countries.

## Our key strengths

NITCO Group has a widespread and well established network of 432 active direct dealers and 1980 active sub dealers spread over. The company also owns 9 exclusive display centres under the brand name 'Le Studio' as well as 131 franchisee stores across India and Nepal, known as 'Le Studio Express' (LSE), 'NITCO Look' and 'NITCO Galore'.

## A Responsible Organization

Business aside, we are also very much concerned about environmental factors and we therefore ensure that our entire manufacturing process is non-polluting, that we recycle all effluents and do not discharge any harmful materials into open land.



## World Class Technology

NITCO deploys world-class manufacturing technology with fully-automated production lines enabling the delivery of globally-benchmarked products. We have a fully automated state of the art plant in Silvassa, using the most Modern Italian Technology (Breton) to process Natural Marble. We use the best quality Epoxy Resin & Imported Fiber Glass Net in our plant to add strength and durability to the slabs of Natural Marble. The Grinding- Polishing line delivers the highest gloss level of above 30% more than conventional polishing

## International Expertise

NITCO leverages Italian know-how to gain an edge over peers. Superior marble is sourced from select quarries in Italy and other locations globally and thereafter cut and smoothed with finesse, enabling the supply of international standard products.

## Design Partner

We are very much aware of the human factors involved in our business. We are aware that our customers and employees expect and deserve only the best. Awareness of these underlying issues lies deep within the fabric of our day-to-day work.

## Business model

### Distribution Network

With a strong distribution network, NITCO caters to demand from across India. Widening its presence further, the Company has built a reliable client base overseas as well. The Company has increased its distribution network in the North and East zone of the country

### Brand Ethos

NITCO is the only company offering surface solutions across tiles, marble, mosaic. It curates the products with precision technology with a design ethos crafting nature across all its creations

### Customer Focussed

NITCO's products are sold across both retail and institutional channels, enabling it to enhance its customer base and drive both volumes and margins.



A bathroom sink with a green subway tile wall and a window with a view of a green landscape. The wall is covered in green subway tiles with white grout. Two white circular lights are mounted on the wall. A window on the right shows a view of a green landscape with trees and a blue sky. A sink with a faucet is visible in the foreground.

## Innovation at NITCO

At NITCO, we have always looked at bringing Global design trends to India. This year, we have brought excellent range of pastel shades for walls and floors. They are exquisite full body tiles which can be used for any heavy duty commercial applications.

There are 8 beautiful shades spanning : natural colours like Green, Yellow, purple & colours of water like aqua green & blue along with 3 mesmerising pinks

These are all available in excellent Matt finish in size 600X1200 mm

Apart from this range, We also launched monotone minimalistic shades, which are always in demand like hues of neutral grey, Jet back and white

Best part is that all are full body vitrified tiles So, equally good for wall and floor applications

Our architects & customers alike love these innovative designs








## MASON & CONTRACTOR MEETINGS



We held 54 meetings with masons and contractors to educate them about our products, brand, and market leadership. These interactions also provided a valuable forum for gathering their opinions and suggestions, which were then shared with our research and development team for consideration.

## CERSAIE ITALY 2023

In September 2023, NITCO Limited had the privilege of participating in the prestigious international trade fair and exhibition, Cersaie, held in Bologna, Italy. As a leading manufacturer in the ceramic and porcelain tile industry, NITCO showcased its exotic range of tiles, attracting significant attention and generating numerous inquiries from overseas visitors. The captivating display and innovative product offerings highlighted NITCO's commitment to design excellence and innovation. NITCO's participation in Cersaie further solidified its position as a key player in the global ceramic tile market, demonstrating the company's dedication to delivering high-quality products that inspire and captivate customers worldwide..







## WAREHOUSE KEEPER'S TRAINING

A noteworthy initiative that sets us apart in the industry is our extensive Warehouse Training Program. We conducted 179 training sessions in collaboration with our technical specialists, focusing on best practices in logistics and product handling. This comprehensive training aimed to optimize inventory management, reduce costs, and improve overall efficiency. The technical training initiatives undertaken by the NITCO team during the financial year 2023-2024 reflect our dedication to empowering stakeholders with the knowledge and skills necessary to excel in their roles. These efforts have not only enhanced product understanding but also strengthened relationships with sales staff, engineers, dealers, masons, and contractors, reinforcing our position as a market leader.


## NEW STORE OPENINGS



## NITCO STAR AWARDS



NITCO Star Awards were initiated with an endeavour to recognise efforts & results of people within the organization and motivate them to stay focused. On a quarterly basis, the Company felicitates NITCO employees who go extra mile not only to achieve but go beyond the Company objectives. The Company acknowledges and appreciates the efforts of individuals within the departments who have consistently excelled in their roles. There is a set criteria for recognizing/ nominating a NITCO STAR. A Panel is set up specifically for selecting the winners who carefully analyze the shortlisted recommendations, and the winners are chosen and commended for their work. During the Financial Year 2023-24, 34 employees of the Company were awarded with NITCO Star Award.





## Board of Directors



**Mr. Vivek Talwar**  
**Promoter & Managing Director**

Mr. Vivek Talwar has a rich experience of over ~44 years in the tile industry. He was instrumental in diversifying the business of the Company by entering into new activities such as dealing in imported marble, vitrified tiles and real estate. His foresight and strategic skills have enabled NITCO to become a leading brand in the interior design industry. His ability to gauge future trends and consumer requirements saw the successful launches of a variety of innovative products. His quest for providing the best quality products, innovative designs and finishes, has made NITCO, the design leader in the industry. Under his guidance, NITCO has set up two world class state-of-the-art tile and marble processing plants, in Alibaug and Silvassa.



**Ms. Poonam Talwar**  
**Promoter & Non-Executive Director**

Ms. Poonam Talwar has been working actively in the family business since 1999. She took over a management of sick unit manufacturing Mosaic Tiles and turned it around to a profitable business. She is independently looking after the operations of Mosaic, Chequered and Interlocking Pavers in Bangalore and Hyderabad and started her own business of constructing and renting out industrial sheds in Hyderabad and Bangalore. She also independently undertook a construction project in New Delhi. She was also actively involved in the Company, looking after the sales of certain clients, administration and making strategies to control expenses few years back.



**Dr. Ajay Bakshi**  
**Independent Director**

Dr. Ajay Bakshi is a Senior HR thought leader, Ex CHRO, Independent Board, Executive Coach at C suite levels and Business Leader with extensive experience in HR, Sales and Business leadership with an experience of 30 plus years in transforming organizations through people. He has contributed as a CHRO and Leadership management Team member in various organizations like Vodafone Global Services(India), Prudential Global Services India and Sterlite Technologies and Power. He has international experience with Prudential Plc as Head of Talent for UK & Europe where he was responsible for the Talent management strategy design and implementation including Development centers for Prudential Plc across UK, Hong Kong, India, Malaysia, Vietnam and Singapore. He has been Head HR for Sterlite Technologies and was instrumental in the successful integration and merger of the Telecom cables and Power Transmission business of the Sterlite group. Dr. Bakshi was appointed as the President and Board Director of Intelligent Leadership Executive Coaching. He has been awarded by Economic Times, Oxford University & House of Lords UK.



**Mr. Harsh Kedia**  
**Independent Director**

Mr. Harsh Kedia, is a distinguished Chartered Accountant from ICAI, India, with an impressive array of professional qualifications including CPA (USA), MBA, DISA, M.Com, and B.Com. He boasts over 14 years of extensive experience in finance and taxation, having worked across India, UAE, and the USA. His expertise spans International Tax, Cross-Border Tax, Transfer Pricing, and Tax Advisory. He has held senior roles, including Head of Finance/Tax, at a Fortune 500 company, and has collaborated with Big 4 consulting firms as well as senior lawyers and advisors. His career is marked by a successful track record and a deep understanding of finance and tax across diverse regions such as West and Central Asia, EMEA, and North America.



**Ms. Priyanka Agarwal**  
**Independent Director**

Ms. Priyanka Agarwal has a rich experience of ~14 years in handling issues related to Corporate Laws, FEMA, Legal Due Diligence, Corporate Restructuring, drafting agreements etc. Her expertise lies in the field of Company Law, SEBI Laws, Corporate Restructuring, Valuation of Shares and Securities, FEMA compliances, Stock Exchange compliances, Secretarial Audits and Due diligence. She regularly appears before regulatory authorities like Registrar of Companies and Regional Director.



**Mr. Santhosh Kumar Shet**  
**Independent Director**

Mr. Santhosh Kumar Shet has over ~33 years of work experience in India and abroad, having worked in Production, Projects, Business Development, Sales, Technical Service, Statutory Liaison and procurement. He is a qualified Radiation Safety Professional certified by AERB and is also an active member of All India Management Association and The Institution of Engineers (India). He is a keen planner & strategist with expertise in planning & controlling projects and production operations with accountability on Return on Investment (ROI). He has been involved in setting up MSME unit and Network Marketing.





**NITCO LIMITED**

**CIN: L26920MH1966PLC016547**

**Registered Office:** 3/A, Recondo Compound, Sudam Kalu Ahire Marg, Glaxo, Worli Colony, Mumbai, Maharashtra, India, 400030

**Tel:** +91 22 25772800 / 25772790

**Email:** [investorgrievances@nitco.in](mailto:investorgrievances@nitco.in) **Website:** [www.nitco.in](http://www.nitco.in)

## NOTICE

Notice is hereby given that the **58<sup>th</sup> Annual General Meeting** of the Members of **Nitco Limited** ('the Company') will be held on **Friday, September 20, 2024 at 12:00 P.M. (IST)**, through Video Conferencing (VC) / Other Audio Visual Means (OAVM) to transact the following business:

### ORDINARY BUSINESS:

1. To consider and adopt:
  - a) the Audited Standalone Financial Statements of the Company for the Financial Year ended March 31, 2024 and the Reports of Board of Directors and the Auditors thereon and
  - b) the Audited Consolidated Financial Statements of the Company for the Financial Year ended March 31, 2024, together with the Report of the Auditors thereon.
2. To appoint Ms. Poonam Talwar (DIN: 00043300) who retires by rotation and being eligible, offers herself for re-appointment as a Director.

### SPECIAL BUSINESS:

3. **Ratification of Remuneration payable to Cost Auditor for the Financial Year 2024-25.**

To consider and, if thought fit, to pass the following resolution as an **Ordinary Resolution:**

**"RESOLVED THAT** pursuant to the provisions of Section 148 and other applicable provisions, if any, of the Companies Act, 2013 read with the Companies (Audit and Auditors)

Rules, 2014 (including any statutory modification(s) or re-enactment(s) thereof for the time being in force) and any other applicable provisions/ statute as may be applicable from time to time, the remuneration of Rs.75,000/- per annum (Rupees Seventy Five Thousand Only) plus out of pocket expenses and applicable taxes, payable to M/s. R. K. Bhandari & Co., Cost Accountants (Firm Registration No. 101435 / Membership No. 10682), who have been appointed by the Board of Directors as the Cost Auditors to conduct audit of cost records of the Company for the Financial Year ending March 31, 2025, be and is hereby ratified.

**RESOLVED FURTHER THAT** the Board of Directors and / or the Chief Financial Officer and / or the Company Secretary be and is hereby severally authorized to do all such acts, deeds, matters and things and to take all such steps as may be considered necessary, proper or expedient to give effect to this resolution."

By Order of the Board of Directors  
of **NITCO Limited**

**Geeta Shah**

Company Secretary and

Compliance Officer

Membership No.: A57288

**Date: August 13, 2024**

**Place: Mumbai**

**NOTES:**

1. An Explanatory Statement pursuant to Section 102 of the Companies Act, 2013 (“the Act”) which sets out details relating to Special Business to be transacted at the 58<sup>th</sup> Annual General Meeting (“AGM”), is annexed hereto.
2. In compliance with the provisions of the the Act and Securities and Exchange Board of India (Listing Obligations and Disclosure Requirements) Regulations, 2015 (“the Listing Regulations”) various Circulars issued by the Ministry of Corporate Affairs (“MCA”)/ Securities and Exchange Board of India (“SEBI”) in relation to “Clarification on holding of Annual General Meeting (AGM) through Video Conferencing (VC) or Other Audio Visual Means (OAVM) from time to time, the 58<sup>th</sup> Annual General Meeting (“AGM”) of the Company is being held through VC/OAVM, without the physical presence of the Members at a common venue. The facility of VC/OAVM and also casting votes by a member using remote e-Voting as well as e-Voting system on the date of the AGM will be provided by National Securities Depository Limited (“NSDL”). The deemed venue for the AGM is 3/A, Recondo Compound, Sudam Kalu Ahire Marg, Glaxo, Worli Colony, Mumbai, Maharashtra, India 400030.
3. Pursuant to the provisions of the Act, a Member entitled to attend and vote at the AGM is entitled to appoint a proxy to attend and vote on his/her behalf and the proxy need not be a Member of the Company. Since this AGM is being held through VC/OAVM, physical attendance of Members has been dispensed with. Accordingly, the facility for appointment of proxies by the Members will not be available for the AGM and hence the proxy form, attendance slip and route map of the AGM are not annexed to this Notice. However, Body Corporates are entitled to appoint authorised representatives to attend the AGM through VC/OAVM and cast their votes through e-Voting.
4. Institutional/corporate shareholders (i.e. other than individuals, HUF’s, NRI’s, etc.) are required to send a scanned copy (PDF/ JPG Format) of their respective Board or governing body Resolution/Authorization etc., authorizing their representative to attend the AGM through VC/OAVM on their behalf and to vote through remote e-Voting / e-Voting at the meeting. The said Resolution/Authorization shall be sent to the Company and Scrutinizer by an e-mail on [investorgrievances@nitco.in](mailto:investorgrievances@nitco.in) and [sethi.legal@gmail.com](mailto:sethi.legal@gmail.com) with a copy marked to [evoting@nsdl.com](mailto:evoting@nsdl.com). Institutional shareholders (i.e. other than individuals, HUF, NRI etc.) can also upload their Board Resolution/Power of Attorney/ Authority Letter etc. by clicking on “Upload Board Resolution/Authority Letter” displayed under “e-Voting” tab in their login.
5. Members are requested to intimate changes, if any, pertaining to their name, postal address, e-mail address, telephone/mobile numbers, Permanent Account Number (PAN), mandates, nominations, power of attorney, bank details such as, name of the bank and branch details, bank account number, MICR code, IFSC code, etc.:
  - **For shares held in electronic form:** to their Depository Participants (DPs);
  - **For shares held in physical form:** to the Company/ Registrar and Transfer Agent i.e. Link Intime India Pvt. Ltd. (“RTA”).
6. SEBI vide its notification dated January 24, 2022 has mandated that all requests for transfer of securities including transmission and transposition requests shall be processed only in dematerialized form. In view of the same and to eliminate all risks associated with physical shares and avail various benefits of dematerialisation, Members are advised to dematerialise the shares held by them in physical form. Members can contact the Company/RTA, for assistance in this regard.
7. Members holding shares in physical form, in identical order of names, in more than one folio are requested to send to the Company, the details of such folios together with the share certificates along with the requisite KYC Documents for consolidating their holdings in one folio. Requests for consolidation of share certificates shall be processed in dematerialized form.
8. As per the provisions of Section 72 of the Act and SEBI Circular, the facility for making nomination is available for the Members in respect of the shares held by them. Members who have not yet registered their nomination are requested to register the same by submitting Form No. SH-13. If a Member desires to opt out or cancel the earlier nomination and record a fresh nomination, he/she may submit the same in Form ISR-3 or SH-14 as the case may be. Members are requested to submit the said details to their DP in case the shares are held by them in dematerialized form and to the Company/RTA in case the shares are held in physical form.
9. SEBI, vide its circular nos. SEBI/HO/MIRSD/MIRSD\_RTAMB/P/ CIR/2021/655 dated November 03, 2021, SEBI/HO/MIRSD/ MIRSD\_RTAMB/P/CIR/2021/687 dated December 14, 2021 and SEBI/HO/MIRSD/MIRSD-PoD1/P/CIR/2023/37 dated March 16, 2023 has mandated Members holding shares in physical form to submit PAN, nomination, contact details, bank account details and specimen signature in specified forms. Members may access <https://www.nitco.in/corporate/investors/shareholders-information> for Form ISR-1 to register PAN/email id/bank details/ other KYC details, Form ISR-2 to update signature and Form ISR-3 for declaration to opt out. Members may make service requests by submitting a duly filled and signed Form ISR-4 & ISR-5, the format of which is available on the Company’s website and on the website of the Company’s Registrar and Transfer Agent.



10. In case of joint holders, the Member whose name appears as the first holder in the order of names as per the Register of Members of the Company will be entitled to vote during the AGM.
11. Members seeking any information with regard to the financial statements or any matter to be placed at the AGM, are requested to write to the Company on or before Friday, September 13, 2024 through email at [investorgrievances@nitco.in](mailto:investorgrievances@nitco.in). The same will be replied by the Company suitably.
12. In accordance with the applicable MCA Circulars, Notice of the AGM along with the Annual Report 2023-24 is being sent only through electronic mode to those Members whose e-mail address is registered with the Company/ Depositories/ RTA. Members may note that the 58<sup>th</sup> Annual Report for the Financial Year 2023-24 along with the notice is also available on the Company's website <https://www.nitco.in/corporate/investors/PDFFiles/Annual-Report-2023-24.pdf>, websites of the Stock Exchanges i.e. BSE Limited and the National Stock Exchange of India Limited at [www.bseindia.com](http://www.bseindia.com) and [www.nseindia.com](http://www.nseindia.com) respectively and also available on the website of NSDL i.e. [www.evoting.nsdl.com](http://www.evoting.nsdl.com).
13. Members attending the AGM through VC/OAVM shall be counted for the purpose of reckoning the quorum under Section 103 of the Act.
14. The Register of Directors and Key Managerial Personnel and their shareholding maintained under Section 170 of the Act, the Register of Contracts or Arrangements in which the Directors are interested maintained under Section 189 of the Act, Certificate from the Secretarial Auditors of the Company on implementation of NITCO - ESOP 2019 and all documents referred to in the Notice will be available during meeting for inspection in electronic mode.
15. The Company has appointed Mr. Ankit Sethi - Proprietor of M/S Ankit Sethi & Associates, Practicing Company Secretaries (M No. 25415, CP No. 11089), as Scrutinizer to scrutinize the process of remote e-Voting and e-Voting at the AGM in a fair and transparent manner. The voting results shall be declared within two working days of the conclusion of the AGM and the same, along with the consolidated Scrutinizer's Report, shall be placed on the website of the Company ([www.nitco.in](http://www.nitco.in)), NSDL ([www.evoting.nsdl.com](http://www.evoting.nsdl.com)) and shall be communicated to BSE Limited and National Stock Exchange of India Limited.
16. Subject to receipt of the requisite number of votes, the resolution(s) set out in the Notice of the AGM shall be deemed to be passed at the 58<sup>th</sup> AGM scheduled to be held on Friday, September 20, 2024.
17. **Instructions for e-Voting and joining the AGM are as follows:**
- A. The Members can join the AGM in the VC/OAVM mode 15 minutes before and after the scheduled time of the commencement of the Meeting by following the procedure mentioned in the Notice. The facility of participation at the AGM through VC/OAVM will be made available for 1000 members on first come first served basis. This will not include large Shareholders (Shareholders holding 2% or more shareholding), Promoters, Institutional Investors, Directors, Key Managerial Personnel, the Chairpersons of the Audit Committee, Nomination and Remuneration Committee and Stakeholders Relationship Committee, Auditors etc. who are allowed to attend the AGM without restriction on account of first come first served basis.
- B. Pursuant to the provisions of Section 108 of the Companies Act, 2013 read with Rule 20 of the Companies (Management and Administration) Rules, 2014 (as amended) and Regulation 44 of SEBI (Listing Obligations and Disclosure Requirements) Regulations, 2015 (as amended), and the Circulars issued by the Ministry of Corporate Affairs, the Company is providing facility of remote e-Voting to its Members in respect of the business to be transacted at the AGM. For this purpose, the Company has entered into an agreement with National Securities Depository Limited (NSDL) for facilitating voting through electronic means, as the authorized agency. The facility of casting votes by a member using remote e-Voting system as well as e-Voting on the date of the AGM will be provided by NSDL.
- C. The remote e-Voting period begins on Tuesday, September 17, 2024 at 9:00 A.M. (IST) and ends on Thursday, September 19, 2024 at 5:00 P.M. (IST). The remote e-Voting module shall be disabled by NSDL for voting thereafter. The Members, whose names appear in the Register of Members/ Beneficial Owners as on the record date (cut-off date) i.e. Friday, September 13, 2024 may cast their vote electronically. The voting right of shareholders shall be in proportion to their share in the paid-up equity share capital of the Company as on the cut-off date, being Friday, September 13, 2024.

**D. How do I vote electronically using NSDL e-Voting system?**





The way to vote electronically on NSDL e-Voting system consists of “Two Steps” which are mentioned below:

**Step 1: Access to NSDL e-Voting system**

**a) Login method for e-Voting and joining virtual meeting for Individual shareholders holding securities in demat mode**

In terms of SEBI circular dated December 9, 2020 on e-Voting facility provided by Listed Companies, Individual shareholders holding securities in demat mode are allowed to vote through their demat account maintained with Depositories and Depository Participants. Shareholders are advised to update their mobile number and email Id in their demat accounts in order to access e-Voting facility.

Login method for Individual shareholders holding securities in demat mode is given below:

Type of shareholders	Login Method
Individual Shareholders holding securities in demat mode with NSDL.	<ol style="list-style-type: none"> <li>Existing <b>IDeAS</b> user can visit the e-Services website of NSDL Viz. <a href="https://eservices.nsdl.com">https://eservices.nsdl.com</a> either on a Personal Computer or on a mobile. On the e-Services home page, click on the “<b>Beneficial Owner</b>” icon under “<b>Login</b>” which is available under ‘<b>IDeAS</b>’ section , this will prompt you to enter your existing User ID and Password. After successful authentication, you will be able to see e-Voting services under Value added services. Click on “<b>Access to e-Voting</b>” under e-Voting services and you will be able to see e-Voting page. Click on Company name i.e. <b>Nitco Limited</b> or <b>e-Voting service provider i.e. NSDL</b> and you will be re-directed to e-Voting website of NSDL for casting your vote during the remote e-Voting period or joining virtual meeting &amp; e-Voting during the meeting.</li> <li>If you are not registered for IDeAS e-Services, option to register is available at <a href="https://eservices.nsdl.com">https://eservices.nsdl.com</a>. Select “<b>Register Online for IDeAS Portal</b>” or click at <a href="https://eservices.nsdl.com/SecureWeb/IdeasDirectReg.jsp">https://eservices.nsdl.com/SecureWeb/IdeasDirectReg.jsp</a>.</li> <li>Visit the e-Voting website of NSDL. Open web browser by typing the following URL: <a href="https://www.evoting.nsdl.com/">https://www.evoting.nsdl.com/</a> either on a Personal Computer or on a mobile. Once the home page of e-Voting system is launched, click on the icon “<b>Login</b>” which is available under ‘<b>Shareholder/Member</b>’ section. A new screen will open. You will have to enter your User ID (i.e. your sixteen digit demat account number held with NSDL), Password/OTP and a Verification Code as shown on the screen. After successful authentication, you will be redirected to NSDL Depository site wherein you can see e-Voting page. Click on Company name i.e. <b>Nitco Limited</b> or <b>e-Voting service provider i.e. NSDL</b> and you will be redirected to e-Voting website of NSDL for casting your vote during the remote e-Voting period or joining virtual meeting &amp; e-Voting during the meeting.</li> <li>Shareholders/Members can also download NSDL Mobile App “<b>NSDL Speede</b>” facility by scanning the QR code mentioned below for seamless voting experience.</li> </ol> <div data-bbox="497 1287 962 1577" style="text-align: center; border: 1px solid black; padding: 5px;"> <p><b>NSDL Mobile App is available on</b></p> <p> <b>App Store</b>     <b>Google Play</b></p> <div style="display: flex; justify-content: space-around;">   </div> </div>
Individual Shareholders holding securities in demat mode with CDSL	<ol style="list-style-type: none"> <li>Users who have opted for CDSL Easi / Easiest facility, can login through their existing user id and password. Option will be made available to reach e-Voting page without any further authentication. The users to login Easi/Easiest are requested to visit CDSL website <a href="http://www.cdslindia.com">www.cdslindia.com</a> and click on login icon &amp; New System Myeasi Tab and then user your existing my easi username password.</li> <li>After successful login, the Easi / Easiest user will be able to see the e-Voting option for the Company i.e. <b>Nitco Limited</b> where the e-Voting is in progress. On clicking the e-Voting option, the user will be able to see e-Voting page of the <b>e-Voting service provider i.e. NSDL</b> for casting your vote during the remote e-Voting period. Additionally, there is also links provided to access the system of all e-Voting Service Providers, so that the user can visit the e-Voting service providers’ website directly.</li> </ol>



Type of shareholders	Login Method
	<p>3. If the user is not registered for Easi/Easiest, option to register is available at <a href="https://web.cdslindia.com">https://web.cdslindia.com</a> and click on login &amp; New System Myeasi Tab and then click on registration option.</p> <p>4. Alternatively, the user can directly access e-Voting page by providing Demat Account Number and PAN from a link in <a href="http://www.cdslindia.com">www.cdslindia.com</a> home page. The system will authenticate the user by sending OTP on registered Mobile &amp; Email as recorded in the Demat Account. After successful authentication, user will be able to see the e-Voting option where the e-Voting is in progress and also able to directly access the system of all e-Voting Service Providers.</p>
Individual Shareholders (holding securities in demat mode) login through their depository participants	You can also login using the login credentials of your demat account through your Depository Participant registered with NSDL/CDSL for e-Voting facility. Upon logging in, you will be able to see e-Voting option. Click on e-Voting option, you will be redirected to NSDL/CDSL Depository site after successful authentication, wherein you can see e-Voting feature. Click on Company name i.e. <b>Nitco Limited</b> or <b>e-Voting service provider i.e. NSDL</b> and you will be redirected to e-Voting website of NSDL for casting your vote during the remote e-Voting period or joining virtual meeting & e-Voting during the meeting.

**Important note:** Members who are unable to retrieve User ID/ Password are advised to use Forget User ID and Forget Password option available at abovementioned website.

**Helpdesk for Individual Shareholders holding securities in demat mode for any technical issues related to login through Depository i.e. NSDL and CDSL.**

Login type	Helpdesk details
Individual Shareholders holding securities in demat mode with NSDL	Members facing any technical issue in login can contact NSDL helpdesk by sending a request at <a href="mailto:evoting@nsdl.com">evoting@nsdl.com</a> or call at 022 - 4886 7000
Individual Shareholders holding securities in demat mode with CDSL	Members facing any technical issue in login can contact CDSL helpdesk by sending a request at <a href="mailto:helpdesk.evoting@cdslindia.com">helpdesk.evoting@cdslindia.com</a> or contact at 1800-21-09911

**b) Login Method for e-Voting and joining virtual meeting for shareholders other than Individual shareholders holding securities in demat mode and shareholders holding securities in physical mode**

**How to Log-in to NSDL e-Voting website?**

- Visit the e-Voting website of NSDL. Open web browser by typing the following URL: <https://www.evoting.nsdl.com/> either on a Personal Computer or on a mobile.
- Once the home page of e-Voting system is launched, click on the icon “**Login**” which is available under ‘**Shareholder/Member**’ section.
- A new screen will open. You will have to enter your User ID, your Password/OTP and a Verification Code as shown on the screen.

*Alternatively, if you are registered for NSDL eservices i.e. IDeAS, you can log-in at <https://eservices.nsdl.com/> with your existing IDeAS login. Once you log-in to NSDL eservices after using your log-in credentials, click on e-Voting and you can proceed to Step 2 i.e. Cast your vote electronically.*

- Your User ID details are given below :

Manner of holding shares i.e. Demat (NSDL or CDSL) or Physical	Your User ID is:
a) For Members who hold shares in demat account with NSDL.	8 Character DP ID followed by 8 Digit Client ID For example if your DP ID is IN300*** and Client ID is 12***** then your user ID is IN300***12*****.
b) For Members who hold shares in demat account with CDSL.	16 Digit Beneficiary ID For example if your Beneficiary ID is 12***** then your user ID is 12*****.
c) For Members holding shares in Physical Form.	EVEN Number followed by Folio Number registered with the company For example if folio number is 001*** and EVEN is 101456 then user ID is 101456001***

- Password details for shareholders other than Individual shareholders are given below:
  - i. If you are already registered for e-Voting, then you can use your existing password to login and cast your vote.
  - ii. If you are using NSDL e-Voting system for the first time, you will need to retrieve the 'initial password' which was communicated to you. Once you retrieve your 'initial password', you need to enter the 'initial password' and the system will force you to change your password.
  - iii. How to retrieve your 'initial password'?
    - If your email ID is registered in your demat account or with the Company, your 'initial password' is communicated to you on your email ID. Trace the email sent to you from NSDL from your mailbox. Open the email and open the attachment i.e. a .pdf file. Open the .pdf file. The password to open the .pdf file is your 8 digit client ID for NSDL account, last 8 digits of client ID for CDSL account or folio number for shares held in physical form. The .pdf file contains your 'User ID' and your 'initial password'.
    - If your email ID is not registered, please follow steps mentioned below in **process for those shareholders whose email ids are not registered**.
- If you are unable to retrieve or have not received the "Initial password" or have forgotten your password:
  - a) Click on "**Forgot User Details/Password?**"(If you are holding shares in your demat account with NSDL or CDSL) option available on [www.evoting.nsd.com](http://www.evoting.nsd.com).
  - b) "**Physical User Reset Password?**" (If you are holding shares in physical mode) option available on [www.evoting.nsd.com](http://www.evoting.nsd.com).
  - c) If you are still unable to get the password by aforesaid two options, you can send a request at [evoting@nsdl.com](mailto:evoting@nsdl.com) mentioning your demat account number/folio number, your PAN, your name and your registered address etc.
  - d) Members can also use the OTP (One Time Password) based login for casting the votes on the e-Voting system of NSDL.
- After entering your password, tick on Agree to "**Terms and Conditions**" by selecting on the check box.
- Now, you will have to click on "**Login**" button.
- After you click on the "**Login**" button, Home page of e-Voting will open.

**Step 2: Cast your vote electronically and join General Meeting on NSDL e-Voting system.**

- I. After successful login at Step 1, you will be able to see all the companies "EVEN" in which you are holding shares and whose voting cycle and General Meeting is in active status.
- II. Select "EVEN" of the Company i.e. **Nitco Limited** to cast your vote during the remote e-Voting period and casting your vote during the General Meeting. For joining virtual meeting, you need to click on "VC/OAVM" link placed under "Join Meeting".
- III. Now you are ready for e-Voting as the Voting page opens.
- IV. Cast your vote by selecting appropriate options i.e. assent or dissent, verify/modify the number of shares for which you wish to cast your vote and click on "Submit" and also "Confirm" when prompted.
- V. Upon confirmation, the message "Vote cast successfully" will be displayed.
- VI. You can also take the printout of the votes cast by you by clicking on the print option on the confirmation page.
- VII. Once you confirm your vote on the resolution, you will not be allowed to modify your vote.

**General Instructions:**

- It is strongly recommended not to share your password with any other person and take utmost care to keep your password confidential. Login to the e-Voting website will be disabled upon five unsuccessful attempts to key in the correct password. In such an event, you will need to go through the "Forgot User Details/Password" or "Physical User Reset Password" option available on [www.evoting.nsd.com](http://www.evoting.nsd.com) to reset the password.
- In case of any queries, you may refer the Frequently Asked Questions (FAQs) for Shareholders and e-voting user manual for Shareholders available at the download section of [www.evoting.nsd.com](http://www.evoting.nsd.com) or call on 022 - 4886 7000 or send a request to Mr. Sanjeev Yadav at [evoting@nsdl.com](mailto:evoting@nsdl.com).

**Process for those shareholders whose email ids are not registered with the depositories for procuring user id and password and registration of e-mail ids for e-Voting for the resolutions set out in this notice:**

- In case shares are held in physical mode please provide Folio No., Name of shareholder, scanned copy of the share certificate (front and back), PAN (self-attested scanned copy of PAN card), AADHAR (self-attested scanned copy of Aadhar Card) by email to [investorgrievances@nitco.in](mailto:investorgrievances@nitco.in).
- In case shares are held in demat mode, please provide DPID-CLID (16 digit DPID + CLID or 16 digit Beneficiary ID), Name, client master or copy of Consolidated Account statement, PAN (self-attested scanned copy of PAN card), AADHAR (self-attested scanned copy of Aadhar Card) to



[investorgrievances@nitco.in](mailto:investorgrievances@nitco.in). If you are an Individual shareholder holding securities in demat mode, you are requested to refer to the login method explained at step 1 (A) i.e. **Login method for e-Voting and joining virtual meeting for Individual shareholders holding securities in demat mode.**

- Alternatively, shareholders/members may send a request to [evoting@nsdl.com](mailto:evoting@nsdl.com) for procuring user id and password for e-voting by providing above mentioned documents.
- In terms of SEBI circular dated December 9, 2020 on e-Voting facility provided by Listed Companies, Individual shareholders holding securities in demat mode are allowed to vote through their demat account maintained with Depositories and Depository Participants. Shareholders are required to update their mobile number and email ID correctly in their demat account in order to access e-Voting facility.

**INSTRUCTIONS FOR MEMBERS FOR E-VOTING ON THE DAY OF THE AGM ARE AS UNDER:**

1. The procedure for e-Voting on the day of the AGM is same as the instructions mentioned above for remote e-Voting.
2. Only those members/shareholders, who will be present in the AGM through VC/OAVM facility and have not casted their vote on the Resolutions through remote e-Voting and are otherwise not barred from doing so, shall be eligible to vote through e-Voting system in the AGM.
3. Members who have voted through remote e-Voting will be eligible to attend the AGM. However, they will not be eligible to vote at the AGM.
4. The details of the person who may be contacted for any grievances connected with the facility for e-Voting on the day of the AGM shall be the same person mentioned for remote e-voting.

**INSTRUCTIONS FOR MEMBERS FOR ATTENDING THE AGM THROUGH VC/OAVM ARE AS UNDER:**

1. Member will be provided with a facility to attend the AGM through VC/OAVM through the NSDL e-Voting system. Members may access the same by following the steps mentioned above for **Access to NSDL e-Voting system**. After successful login, you can see link of “VC/OAVM link” placed under **“Join General meeting”** menu against Company name i.e. **Nitco Limited**. You are requested to click on VC/OAVM link placed under Join General Meeting menu. The link

for VC/OAVM will be available in Shareholder/Member login where the EVEN of Company will be displayed. Please note that the members who do not have the User ID and Password for e-Voting or have forgotten the User ID and Password may retrieve the same by following the remote e-Voting instructions mentioned in the Notice to avoid last minute rush.

2. Members are encouraged to join the Meeting through Laptops for better experience.
3. Further, Members will be required to allow Camera and use Internet with a good speed to avoid any disturbance during the meeting.
4. Please note that Participants connecting from Mobile Devices or Tablets or through Laptop connecting via Mobile Hotspot may experience Audio/Video loss due to fluctuation in their respective network. It is therefore recommended to use Stable Wi-Fi or LAN Connection to mitigate any kind of aforesaid glitches.
5. Members who would like to express their views or ask questions during the 58<sup>th</sup> AGM may register themselves as a speaker by sending a request in the below given form from their Registered Email ID to [investorgrievances@nitco.in](mailto:investorgrievances@nitco.in) on or before Friday, September 13, 2024:

<b>Name of Shareholder (including joint holder)</b>	_____
DPID-CLID / Folio Number	_____
Permanent Account Number (PAN)	_____
Mobile Number & Email ID	_____
Profession	_____
Query in brief	_____

- \* All fields are mandatory.
- \* The member whose details are incomplete or inaccurate will not be considered for Speaker.
- \* Only those Member who have registered themselves as a Speaker will be allowed to express their views/ask questions during the 58<sup>th</sup> AGM.
- \* Further, the Company reserves the right to restrict the number of questions and number of speakers, as appropriate for smooth conduct of the AGM.

## ANNEXURE TO NOTICE

**Explanatory Statement in respect of the Special Business pursuant to Section 102(1) of the Companies Act, 2013:****Item No.3**

Section 148(3) of the Companies Act, 2013 read with Rule 14(a) of the Companies (Audit and Auditors) Rules, 2014 [including any statutory modification(s), amendment(s) or re-enactment(s) thereof], requires the Board to appoint an individual, who is a Cost Accountant or a firm of Cost Accountants in practice, as Cost Auditor on the recommendations of the Audit Committee, which shall also recommend remuneration for such Cost Auditor and such remuneration shall be considered and approved by the Board of Directors and ratified subsequently by the members.

The Board of Directors at their meeting held on August 13, 2024, on recommendation of the Audit Committee, approved the appointment of M/s. R. K. Bhandari & Co., Cost Accountants (Firm Registration Number: 101435 / Membership No.: 10682) as the Cost Auditors of the Company for the Financial Year 2024-25 at fees of Rs. 75,000/- per annum (Rupees Seventy Five Thousand

Only) plus out of pocket expenses and applicable taxes as applicable for conducting the audit of the cost accounting records of the Company.

The resolution contained in Item no. 3 of the accompanying Notice, accordingly, seek members' approval for ratification of remuneration of Cost Auditors of the Company for the Financial Year 2024-25.

None of the Directors / Key Managerial Personnel of the Company / their relatives are, in any way, concerned or interested, financially or otherwise, in the Ordinary Resolution set out at Item No. 3 of the Notice.

The Board recommends passing of the Ordinary Resolution as set out in Item No. 3 of accompanying Notice for the approval of the Members.



**Information pursuant to the provisions of the SEBI (Listing Obligations and Disclosure Requirements) Regulations, 2015 read with the provisions of the Secretarial Standard on General Meetings ('SS-2') issued by the Institute of Company Secretaries of India regarding the Director proposed to be re-appointed:**

<b>Name of Director</b>	<b>Ms. Poonam Talwar</b>
<b>DIN</b>	00043300
<b>Date of Birth and Age</b>	13/04/1964 (60 Years)
<b>Date of Appointment</b>	19/10/2022
<b>Expertise in specific functional areas</b>	Ms. Poonam Talwar has been working actively in the family business since 1999. She took over a management of sick unit manufacturing Mosaic Tiles and turned it around to a profitable business. She is independently looking after the operations of Mosaic, Chequered and Interlocking Pavers in Bangalore and Hyderabad and started her own business of constructing and renting out industrial sheds in Hyderabad and Bangalore. She also independently undertook a construction project in New Delhi. She was also actively involved in the Company, looking after the sales of certain clients, administration and making strategies to control expenses few years back.
<b>Directorships held in other listed companies</b>	NA
<b>Memberships/Chairmanships of committees of other companies</b>	NA
<b>Number of Equity Shares held in the Company</b>	1,19,432

For other details such as number of meetings of the board attended during the year, remuneration drawn and relationship with other directors and key managerial personnel, in respect of the above Director, please refer to the Corporate Governance Report which is a part of the Annual Report.

# DIRECTORS' REPORT

## Dear Member,

Your Directors are pleased to present the 58<sup>th</sup> Annual Report on the business and operations of the Company together with the audited financial statements of the Company for the Financial Year ended March 31, 2024.

## FINANCIAL SUMMARY

The financial performance of your Company for the Financial Year ended March 31, 2024 is summarized below:

(Rs. in Crore)

Particulars	Standalone		Consolidated	
	2024	2023	2024	2023
<b>Total Revenue from Operations</b>	<b>327.83</b>	<b>386.17</b>	<b>330.08</b>	<b>388.24</b>
<b>Profit/(Loss) before interest, depreciation and tax</b>	<b>(31.92)</b>	<b>(32.79)</b>	<b>(38.01)</b>	<b>(32.78)</b>
Interest & Financial Charges (Net)	95.18	73.35	95.53	73.35
Depreciation	29.16	29.26	29.16	29.26
Exceptional Items (Loss)	0	(15.85)	0	(15.85)
<b>Profit/(loss) from Continuing Operations before tax</b>	<b>(156.26)</b>	<b>(151.25)</b>	<b>(162.70)</b>	<b>(151.24)</b>
Provision for tax including taxes for earlier years	(0.33)	0	(0.27)	0.01
<b>Net Profit/(loss) from Continuing Operations before tax</b>	<b>(156.59)</b>	<b>(151.25)</b>	<b>(162.97)</b>	<b>(151.25)</b>
<b>Net Profit/(loss) from Discontinuing Operations</b>	<b>0</b>	<b>0</b>	<b>0</b>	<b>0</b>
<b>Profit/(loss) after tax</b>	<b>(156.59)</b>	<b>(151.25)</b>	<b>(162.97)</b>	<b>(151.25)</b>

## REVIEW OF OPERATION

During FY2023-24, your Company was able to achieve consolidated revenue of Rs. 330.08 Crores. The revenue decreased by Rs. 58.16 Crores over last year. The Company is enjoying strong brand equity in the market. Consolidated Profit/(loss) before interest, depreciation and taxes was Rs. (38.01) Crores in FY 2023-24.

## SHARE CAPITAL AND NON-CONVERTIBLE DEBENTURES

During the year under review, there is no change in the Issued, Subscribed and Paid-up Share Capital of the Company.

As on March 31, 2024, the Authorised Share Capital of the Company is Rs. 2,300,000,000/- divided into 80,000,000 Equity Shares of Rs. 10/- each and 150,000,000 Preference Shares of Rs. 10/- each.

Issued, Subscribed and Paid-up Share Capital of the Company as on March 31, 2024 is Rs. 2,218,589,550/- divided into 71,858,955 Equity Shares of Rs. 10/- each and 150,000,000 Preference Shares of Rs. 10/- each.

As a part of restructuring, during the Financial Year 2018-19, the Company had issued and allotted 500 unlisted, secured, redeemable, non-convertible debentures of the face value of Rs. 10,00,000/- each aggregating to Rs. 50,00,00,000/- on private placement basis to JM Financial Asset Restructuring Company Limited.

## EMPLOYEE STOCK OPTION PLAN (ESOP)

With a view to motivate, attract and retain key employees of the Company, the Company introduced a "Nitco - Employees Stock Option Plan - 2019" ("ESOP - 2019") which was approved by the shareholders on March 30, 2019. The Plan is introduced to create, grant, offer, issue and allot such number of Stock Options

convertible into Equity Shares of the Company ("Options"), in one or more tranches, not exceeding 12,00,000 equity shares of face value of Rs. 10 each.

During the year under review, there are no material changes in the ESOP - 2019 and the same is in compliance with SEBI (Share Based Employee Benefits) Regulations, 2014 or SEBI (Share Based Employee Benefits and Sweat Equity Shares) Regulations, 2021 ("the Regulations"). The Disclosure pertaining to ESOPs required to be made under the Companies Act, 2013 ("the Act") and the rules made thereunder and the Regulations is provided on the website of the Company at <https://www.nitco.in/corporate/investors/esop>.

## TRANSFER TO RESERVES

The Company has not transferred any amount to reserves for the Financial Year ended March 31, 2024.

## BORROWING

JM Financial Asset Reconstruction Company Limited ("JMFARC") acquired 98% of the Company's debt from its lenders and sanctioned debt restructuring effective from the Cut-Off date February 28, 2018. Interest on restructured loans has been provided in the books as per the Restructuring agreement with JMFARC.

The Company is negotiating with Life Insurance Corporation ("LIC") for restructuring of its facility (principal outstanding Rs. 18.87 Crores) on terms similar to the restructuring done by JMFARC. Pending negotiations with LIC, no further adjustments in respect of the LIC facility have been made.

There was a default in repayment of term loan installments fallen due and payment of interest together aggregating Rs. 762.83 Crores as on March 31, 2024.



## DIVESTMENT IN JOINT VENTURE COMPANY

The Company is in the process of selling the entire stake in Mactile India Private Limited (MIPL) [formerly known as New Vardhman Vitriified Pvt. Ltd. (NVVPL)]. The Company has received the advance consideration amount towards the said divestment, however, the transfer of shares of MIPL could not be completed due to the non-receipt of no objection certificate from one of the lenders of the Company. As on March 31, 2024, the shareholding of the Company in Mactile India Private Limited (MIPL) [formerly known as New Vardhman Vitriified Pvt. Ltd. (NVVPL)] is 49%, however, the Company has no influence over MIPL or its KMPs nor it controls the composition of its board.

## SUBSIDIARIES, ASSOCIATES AND JOINT VENTURE COMPANIES

In accordance with the Act and Accounting Standard (AS-21) on consolidated financial statements, the audited consolidated financial statements forms part of the Annual Report.

The Statement required under Section 129(3) of the Act in respect of the subsidiary companies is provided in **Annexure I** of this report.

The annual accounts of the subsidiary companies and the related detailed information will be made available to any member of the Company / its subsidiaries who request for the same. The annual financial statements of the subsidiary companies will also be kept open for inspection at the Company's/Subsidiary's Registered Office and/or Corporate Office.

During the year under review, there was no change in subsidiaries, Associates and/or Joint Venture of the Company.

## CREDIT RATING

The last credit rating issued to the Company by CARE Limited was on October 1, 2012. However, the credit rating is under suspension at present as the Company was under Corporate Debt Restructuring.

## DIVIDEND

The Board does not recommend any dividend for the Financial Year ended March 31, 2024.

## DEVELOPMENTS

### Assignment of Debt

After the closure of the Financial Year 2023-24, JM Financial Asset Reconstruction Company Limited ("JMFARC"), through its letter dated April 20, 2024, intimated the Company w.r.t. assignment of all financial assets of the Company together with all underlying rights, titles, interests, securities, guarantees etc. thereof in favour of Authum Investment & Infrastructure Limited ("Authum"). Such assignment was a result of an assignment agreement dated April 20, 2024 executed between JMFARC and Authum.

Consequently, Authum Investment & Infrastructure Limited has become the leading lender of the Company. The Company is in the process of negotiating with Authum for restructuring its facilities.

## Debt Recovery Tribunal Proceedings

The Company had received an email on January 9, 2023 from Applicant JM Financial Asset Restructuring Company Limited (acting in its capacity as trustee of JMFARC-Corporation Bank Ceramics September 2015-Trust) w.r.t. filing of Miscellaneous Application (MA) under Securitisation and Reconstruction of Financial Assets and Enforcement of Security Interest Act, 2002 to initiate recovery proceedings. By way of the aforesaid MA, the Applicant is praying issuance of Recovery Certificate of Rs.7,354.43 Lakhs due as on June 29, 2015 along with interest @ 14.45 per cent per annum compounded with monthly rests. The aforesaid application was numbered as Misc. Application No. 4 of 2023. The Hon'ble Debt Recovery Tribunal - I, Mumbai, after hearing both the sides, finally reserved the Order on November 3, 2023 against the Company. On January 9, 2024 the Hon'ble Debt Recovery Tribunal-I uploaded the Order allowing the Miscellaneous Application and issued Recovery Certificate to the tune of Rs. 7,354.43 Lakhs and stated this would be reduced by Rs. 215.61 Lakhs which has already been deposited by the Company.

For future course of action, the Company understands from its legal counsels that the Remedy to file Appeal in Debt Recovery Appellate Tribunal shall be preferred within reasonable time which triggers once the certified true copy of the order is received by the Company from the Court. The Company through its Advocate has applied for certified true copy of the aforesaid DRT Order on January 4, 2024. The Company has yet not received the certified true copy of the said Order. The Company as Appellant is contemplating and exploring all other legal options to stay the aforesaid DRT Order.

### Lockout at Tiles manufacturing unit at Alibaug

On January 27, 2020 lockout has been declared at the tiles manufacturing unit at Alibaug for a temporary period. The lockout was necessitated due to non-cooperation, coercive and threatening tactics by workmen at the factory premises and with a view to safeguard the interest of the organisation, the safety and security of the personnel and the property of the Company.

In the year 2022-23, the Company had reached a settlement with the Alibaug Union representing the 250 workmen of the plant, out of which 240 workers had accepted the agreement. Under the terms of the agreement, the workers had been offered a Voluntary Retirement Scheme (VRS) and an Exgratia amount in addition to their statutory dues that were already paid by the Company. 10 workers who had not accepted the settlement filed a case against the Management of the Company and the matter is still pending before the Industrial Labour Court, Thane. The Lockout at the Alibaug Plant still continues.

### Forensic Audit

The lenders i.e. JM Financial Asset Restructuring Company Limited (JMFARC) as a part of process had initiated the Forensic Audit in the account of Nitco Limited. The Company had received the Forensic Audit Report from JMFARC to provide its response to the observation given by the auditor in the report and it had been duly replied.

**MATERIAL DEVELOPMENTS**

**First International Experiential Centre Launched in Nepal**

The launch of NITCO’s first international experience centre in Nepal marks a significant milestone in the region’s design and architectural landscape. As a premier destination for high-quality tiles and interior solutions, NITCO Le Studio brings a blend of innovative design, superior craftsmanship, and premium materials to the Nepalese market. The grand opening event showcased an impressive array of products that cater to both modern and traditional aesthetic sensibilities, highlighting NITCO’s commitment to excellence and customer satisfaction. This expansion not only strengthens NITCO’s presence in South Asia but also provides architects, designers, and homeowners in Nepal with access to world-class design solutions, fostering a new era of sophisticated and stylish interiors in the country.

**Dealer’s Salesmen Meet**

43 Dealer Salesmen Meets were organized to train the sales staff of our dealers on our extensive product range. These meetings aimed to equip them with the essential knowledge and skills to effectively promote and sell our products to the customers.

**Engineers Meet**

To highlight the technical superiority and design excellence of our brand and products, we conducted 37 Engineers Meets. These meetings provided a platform for our technical experts to showcase the unique features and advantages of our products to engineers, fostering a deeper understanding and appreciation of our offerings.

**Mason & Contractor Meetings**

We held 54 meetings with masons and contractors to educate them about our products, brand and market leadership. These interactions also provided a valuable forum for gathering their opinions and suggestions, which were then shared with our research and development team for consideration.

**Cersaie Italy 2023**

In September 2023, NITCO Limited had the privilege of participating in the prestigious international trade fair and exhibition, Cersaie, held in Bologna, Italy. As a leading manufacturer in the ceramic and porcelain tile industry, NITCO showcased its exotic range of tiles, attracting significant attention and generating numerous inquiries from overseas visitors. The captivating display and innovative product offerings highlighted NITCO’s commitment to design excellence and innovation. NITCO’s participation in Cersaie further solidified its position as a key player in the global ceramic tile market, demonstrating the Company’s dedication in delivering high-quality products that inspire and captivate customers worldwide.

**Warehouse Keeper’s Training**

A noteworthy initiative that sets us apart in the industry is our extensive Warehouse Training Program. We conducted 179 training sessions in collaboration with our technical specialists, focusing on the best practices in logistics and product handling. This comprehensive training aimed to optimize inventory management, reduce costs, and improve overall efficiency. The technical training

initiatives undertaken by the NITCO team during the Financial Year 2023-2024 reflects our dedication to empowering stakeholders with the knowledge and skills necessary to excel in their roles. These efforts have not only enhanced product understanding but also strengthened relationship with sales staff, engineers, dealers, masons and contractors, reinforcing our position as a market leader.

**CHANGES IN THE NATURE OF BUSINESS**

The Company continue in the business of manufacturing ceramic (floor/wall) tiles, processing of marble, outsourcing of vitrified tiles and development of real estates and hence, there was no change in the nature of business or operations of the Company, which impacted the financial position of the Company during the year under review.

**MATERIAL CHANGES AND COMMITMENTS AFFECTING FINANCIAL POSITION OF THE COMPANY**

There are no material changes and commitments affecting the financial position of the Company except as mentioned in the Annual Report, subsequent to the close of Financial Year 2023-24 till the date of this Report.

**DETAILS OF APPLICATION MADE OR ANY PROCEEDING PENDING UNDER THE INSOLVENCY AND BANKRUPTCY CODE, 2016**

During the Financial Year 2022-23, JM Financial Asset Restructuring Company Limited (acting in its capacity as trustee of JMFARC-LVB Ceramics September 2014 - Trust) - Financial Creditor filed an Application under Section 7 of Insolvency and Bankruptcy Code, 2016 read with Rule 4 of the Insolvency and Bankruptcy (Application to Adjudicating Authority) Rules, 2016 with National Company Law Tribunal (Hon’ble NCLT) to initiate corporate insolvency resolution process against the Company. The petition is at pre-admission/not admitted stage.

As a result of assignment of financial assets of the Company from JM Financial Asset Reconstruction Company Limited to Authum Investment and Infrastructure Limited, change in the name of the applicant in the NCLT application has been submitted and substitution has been allowed by the Hon’ble NCLT.

**SIGNIFICANT AND MATERIAL ORDERS PASSED BY THE REGULATORS OR COURTS OR TRIBUNALS**

During the year under review, no significant and material orders have been passed by any Regulator or Court or Tribunal which would impact the going concern status of the Company and its future operations.

**INTERNAL CONTROL SYSTEM**

**(i) Internal Control Systems and their adequacy**

The Company has in place adequate internal controls which commensurate with the size of the Company and nature of its business and the same were operating effectively throughout the year. Internal Audit conducted periodically covers all areas of business. The Internal Auditors evaluates the efficacy and adequacy of internal control system, its



compliance with the operating systems and policies of the Company and accounting procedures at all the locations of the Company. Based on the report of the Internal Auditors, process owners undertake corrective action in their respective areas and thereby strengthen the controls. Significant audit observations and corrective actions thereon are placed before the Audit Committee of the Board.

## (ii) Internal Controls over Financial Reporting

The Company has in place adequate internal financial controls which commensurate with size and complexity of its operations. During the year, such controls were tested and no reportable material weakness in the design or operations were observed. The Company has policies and procedures in place for ensuring proper and efficient conduct of its business, safeguarding of its assets, prevention and detection of frauds and errors, accuracy and completeness of the accounting records and the timely preparation of reliable financial information.

## DIRECTORS' RESPONSIBILITY STATEMENT

The Directors confirm that:

- a) in the preparation of the annual accounts for the year ended March 31, 2024, the applicable accounting standards had been followed along with proper explanation relating to material departures;
- b) they have selected such accounting policies and applied them consistently and made judgments and estimates that are reasonable and prudent so as to give a true and fair view of the state of affairs of the Company as on March 31, 2024 and of the loss of the Company for that period;
- c) they have taken proper and sufficient care for the maintenance of adequate accounting records in accordance with the provisions of this Act for safeguarding the assets of the Company and for preventing and detecting fraud and other irregularities;
- d) they have prepared the annual accounts on a going concern basis;
- e) they have laid down internal financial controls to be followed by the Company and that such internal financial controls are adequate and operating effectively; and
- f) they have devised proper systems to ensure compliance with the provisions of all applicable laws and that such systems are adequate and operating effectively.

## MANAGEMENT OF THE COMPANY

### Directors and Key Managerial Personnel

As on March 31, 2024, the Company has six directors with an optimum combination of Executive and Non-Executive Directors including two Women Directors out of which one is Woman Independent Director. The Board comprises of five Non-Executive Directors, out of which four are Independent Directors.

### a) Appointments during the Year

- Mr. Sitanshu Satapathy was appointed as Chief Financial Officer & Key Managerial Personnel of the Company with effect from August 12, 2023.

### b) Resignations during the Year

- Mr. Anjanikumar Sharma resigned as Chief Financial Officer & Key Managerial Personnel of the Company with effect from the closure of business hours of April 3, 2023. However, he remained available to the Company during the transition period till May 25, 2023.

The Board places on record its sincere appreciation for the valuable contribution made by Mr. Anjanikumar Sharma during his association with the Company as KMP of the Company.

### c) Retire by Rotation

Ms. Poonam Talwar (DIN: 00043300) retires by rotation at the ensuing Annual General Meeting and being eligible offers herself for re-appointment. The resolution for re-appointment of Ms. Poonam Talwar, on her retirement by rotation is forming part of the Ordinary Business in the Notice of ensuing AGM.

### d) Declaration by Independent Directors

The Company has received declarations from all the Independent Directors of the Company confirming that they meet the criteria of independence as prescribed under section 149(6) of the Act and Regulation 16(1)(b) of the SEBI (Listing Obligations and Disclosure Requirements) Regulations, 2015 ("the Listing Regulations"). Further, in terms of Regulation 25(8) of the Listing Regulations, the Independent Directors have also confirmed that they are not aware of any circumstance or situation, which exists or may be reasonably anticipated, that could impair or impact their ability to discharge their duties with an objective independent judgement and without any external influence. Based on the aforesaid declarations received from Independent Directors, the Board of Directors confirms that Independent Directors of the Company fulfills the conditions specified in Section 149(6) of the Act read with Rules made thereunder and Regulation 16(1)(b) of the Listing Regulations and are Independent of the Management.

The Company has also received declarations from all the Directors and Senior Management of the Company confirming that they have complied with the provisions of the Code of Conduct for Board Members and Senior Management of the Company.

### Performance Evaluation of the Board, its Committees and Individual Directors

Pursuant to the provisions of the Act and the Listing Regulations, the Board has carried out an annual evaluation of its own performance and that of its Committees as well as the performance of the Directors individually. Feedback was sought covering various aspects of the Board's functioning such as adequacy of the composition of the Board and its Committees, Board culture,

execution and performance of specific duties, obligations and governance and the evaluation was carried out based on responses received from the Directors.

The performance evaluation of the Non-Independent Directors, the Board as a whole and the Chairman of the Company was carried out by the Independent Directors. The Directors expressed their satisfaction with the evaluation process.

**Key Managerial Personnel (KMP)**

As on March 31, 2024, following are the KMPs of the Company:

- Mr. Vivek Talwar, Chairman & Managing Director;
- Mr. Sitanshu Satapathy, Chief Financial Officer;
- Mrs. Geeta Shah, Company Secretary & Compliance Officer.

**Meetings of the Board**

Six meetings of the Board of Directors were convened and held during the year. The maximum gap between two meetings was not more than 120 days. The details of meetings of the Board of Directors are provided in the Corporate Governance Report which forms part of the Annual Report.

**Committee Composition**

The details of the composition of the Committees, number of the meetings held, attendance of the Committee members at such meetings and other relevant details are provided in the Corporate Governance Report which forms the part of the Annual Report.

**Recommendations of Committee**

During the year under review, there were no instances of non-acceptance of any recommendation of Audit Committee and Nomination and Remuneration Committee of the Company by the Board of Directors.

**Remuneration Policy**

On the recommendation of the Nomination and Remuneration Committee, the Board has framed a policy for the selection and appointment of Directors, Key Managerial Personnel, Senior Management and their remuneration. This policy along with the criteria for determining the qualification, positive attributes and independence of a director is available on the website of the Company i.e. <https://www.nitco.in/corporate/investors/nitco-policy>.

**CORPORATE GOVERNANCE**

Pursuant to Regulation 34 read with Schedule V to the Listing Regulations, a detailed report on Corporate Governance forms part of the Annual Report. A certificate from the Secretarial Auditors of the Company confirming compliance with the conditions of Corporate Governance as stipulated under Regulation 34 of the Listing Regulations is given in a separate statement which forms part of the Annual Report.

**MANAGEMENT DISCUSSION AND ANALYSIS REPORT**

Management Discussion and Analysis Report on the matters related to the business performance, as stipulated in Regulation 34 of the Listing Regulations, is given in a separate statement which forms part of the Annual Report.

**CONTRACTS AND ARRANGEMENTS WITH RELATED PARTIES**

All contracts / arrangements / transactions entered by the Company during the Financial Year with related parties were in the ordinary course of business and on an arm's length basis. During the year, the Company had not entered into any material contracts / arrangements / transactions with the related party/(ies) of the Company which may have a potential conflict with the interest of the Company at large.

The related party transactions are placed before the Audit Committee for approval and are reviewed on a quarterly basis. Prior omnibus approval is obtained for related party transactions which are of repetitive nature and/or entered in the ordinary course of business and are at arm's length basis.

There are no material related party transactions and hence disclosure of related party transactions as required under Section 134(3)(h) of the Act in FORM AOC-2 is not applicable for the Financial Year ended March 31, 2024.

The Policy on the materiality of related party transactions and dealing with related party transactions as approved by the Board, is available on the Company's website <https://nitco.in/corporate/investors/nitco-policy>. Your Directors draw attention of the members to Note 34 to the standalone financial statements which sets out related party disclosures.

**TRANSFER TO INVESTOR EDUCATION AND PROTECTION FUND (IEPF)**

During the year under review, the Company was not liable to transfer any amount to Investor Education & Protection Fund (IEPF) account.

In accordance with the provisions of Section 124(6) of the Act and Rule 6(3)(a) of the Investor Education and Protection Fund Authority (Accounting, Audit, Transfer and Refund) Rules, 2016 ('IEPF Rules'), the Company in previous years had transferred 95,929 equity shares of Rs. 10 each held by 258 shareholders to IEPF. The said shares correspond to the dividend which had remained unclaimed for a period of seven consecutive years from the Financial Year(s) 2005-06, 2006-07, 2007-08, 2008-09 and 2010-11 were also transferred to IEPF. Subsequent to the transfer, the concerned shareholders can claim the said shares along with the dividend(s) by making an application to IEPF Authority in accordance with the procedure available on [www.iepf.gov.in](http://www.iepf.gov.in) and on submission of such documents as prescribed under the IEPF Rules. All corporate benefits accruing on such shares viz. bonus shares, etc. including dividends shall be credited to IEPF.

**CORPORATE SOCIAL RESPONSIBILITY**

The Company does not fall under the purview of Section 135 of the Act and hence it is not required to contribute to the CSR activities as mandated under the the Act and the Rules made thereunder.

**RISK AND CONCERN**

Changes in macro economic factors like GDP growth, inflation, energy cost, interest rate, world trade, exchange rate, etc. play an important role in our industry thereby affecting the operations of business. Any adverse change in the above may affect the performance of your Company. Your Company periodically reviews

the risk associated with the business and takes steps to mitigate and minimize the impact of risks involved.

**PUBLIC DEPOSITS**

The Company has neither accepted nor renewed any deposit from the public within the meaning of Section 73 and 74 of the Act read with Companies (Acceptance of Deposits) Rules, 2014 during the year ended March 31, 2024.

**AUDITORS**

**Statutory Auditor and Audit report**

M/s. M M Nissim & Co LLP – Chartered Accountants (FRN: 107122W / W100672), were appointed as Statutory Auditor of the Company by the Members at the 56<sup>th</sup> Annual General Meeting (AGM) held on September 30, 2022 to hold the office upto the conclusion of 61<sup>st</sup> AGM to be held in the Financial Year 2027-28.

The Board has duly examined the Statutory Auditor’s Report and clarifications, wherever necessary, have been included in the Notes to Accounts section of the Annual Report. The Notes on the Financial Statements referred to in the Auditor’s Report are self-explanatory and do not call for any comments. The Statutory Auditor has issued a qualified Audit Report for the Financial Year ended March 31, 2024.

As regards the Auditors’ qualified opinion, the Company is continuing its efforts to negotiate with LIC for one time settlement/

restructuring of its facility on similar terms to restructuring done by JMFARC on January 23, 2018. Pending negotiations with LIC, no further adjustments is not made in the books. Further, the Company is in the process to initiate its negotiation with Authum Investment & Infrastructure Limited for the restructuring/ extension of restructuring of its facilities. Pending negotiations, no further adjustment is made in the books.

There was no instance of fraud during the year under review, which was required by the Statutory Auditors to report to the Audit Committee, Board and/or Central Government under Section 143(12) of the Act and Rules framed thereunder.

**Secretarial Auditor and Secretarial Audit Report**

In terms of the provisions of Section 204 of the Act and Rule 9 of the Companies (Appointment and Remuneration of Managerial Personnel) Rules, 2014, the Board has appointed M/s. Mihen Halani & Associates (CP No.:12015; FCS:9926), Practicing Company Secretaries, to conduct Secretarial audit for Financial Year 2023-24. The Secretarial Audit Report for the Financial Year ended March 31, 2024 is annexed herewith marked as **Annexure II** to this Report.

The Company has also obtained Secretarial Compliance Report for FY 2023-24 from M/s. Mihen Halani & Associates (CP No.:12015; FCS:9926), Practicing Company Secretaries in relation to the compliance of all applicable SEBI Regulations/circulars/guidelines issued thereunder, pursuant to the requirement of Regulation 24A of the Listing Regulations.

**The Secretarial Audit Report/ Annual Secretarial Compliance Report does not contain any qualification, reservation or adverse remarks except the following:**

Observations made by the Secretarial Auditor	Management Response
<p>Out of total shareholding of promoter and promoter group, 4242 Equity shares i.e. 0.01% of the total shareholding of promoter category is not in the dematerialized form as required under Regulation 31(2) of SEBI (LODR) Regulations, 2015.</p>	<p>The Company along with its promoters is taking appropriate steps for dematerialization of 4242 promoter’s shares. Please note that the Promoters entities whose shares are not in demat form were formed decades ago. Further, in one of the cases their senior most member who formed the entity expired and PAN was not available for them. The same resulted in non-conversion of physical shares into demat form.</p>
<p>The Company has received a show cause notice from the SEBI stating;</p> <ul style="list-style-type: none"> <li>(i) Non-complying with provisions of IND-AS 36, 109 and 24;</li> <li>(ii) violation of few clauses of provisions of Regulations 4, 17 r/w Regulations 33, 34 and 48 of the SEBI (LODR) Regulations, 2015 and Section 27 of the SEBI Act, 1992</li> </ul>	<p>The Company is in receipt of Show Cause Notice and as provided in Show Cause Notice, the Company has opted for settlement mechanism under the SEBI (Settlement Proceeding) Regulations, 2018 and has filed a settlement application through the consultant. The Company has paid the requisite settlement application processing fee to the SEBI.</p>



The company is in the due process of updating its following Policies as required under Regulations 23, 24, 30 of the SEBI (Listing Obligations and Disclosure Requirements) Regulations, 2015, as amended from time to time.

- I. Policy of Materiality of Related Party Transactions and on dealing with Related Party Transactions;
- II. Policy for Determining Material Subsidiaries;
- III. Policy on Criteria for Determining Materiality of Events

The Company is in due process of updating the policies in lines with the provisions of Regulations 23, 24, 30 of the SEBI (LODR) Regulations, 2015.

No instance of fraud has been reported by the Secretarial Auditor.

#### Cost Audit

In terms of the provisions of Section 148 of the Act read with Rule 14 of the Companies (Audit and Auditors) Rules, 2014, the cost records, in respect of the marble business, are required to be audited by a qualified Cost Accountant. The Board of Directors, upon the recommendation of the Audit Committee, had appointed M/s. R. K. Bhandari & Co. (Firm Registration No.: 101435), Cost Accountants, as cost auditor for conducting the audit of cost records of the Company for the applicable segment for the Financial Year 2023-24.

#### AUDIT COMMITTEE

The Company has in place an Audit Committee in terms of the requirements of the Section 177 of the Act read with the rules made thereunder and Regulation 18 of the Listing Regulations. The Audit Committee details are given in the Corporate Governance Report forming part of the Annual Report.

#### COMPLIANCE WITH SECRETARIAL STANDARDS

The Company has complied with mandatory applicable Secretarial Standards as prescribed by the Institute of Company Secretaries of India.

#### VIGIL MECHANISM / WHISTLE BLOWER MECHANISM

The Vigil Mechanism, as envisaged in the provisions of sub-section (9) of Section 177 of the Act, the rules framed thereunder and Regulation 22 of the Listing Regulations, is implemented by the Company through a Whistle Blower Policy to enable the Directors, its employees to voice their concerns or observations without fear, or raise reports of instance of any unethical or unacceptable business practice or event of misconduct/unethical behavior, actual or suspected fraud and violation of Code of Conduct etc. to the Audit Committee.

Under the Whistle Blower Policy, confidentiality of those who are reporting violation(s) is protected and they shall not be subject to any discriminatory practices. The Policy also provides for adequate safeguards against victimization of persons who use such mechanism and make provision for direct access to the Chairman of the Audit Committee in appropriate and exceptional cases. The Policy on vigil mechanism and whistle blower policy is available on the Company's website <https://www.nitco.in/corporate/investors/nitco-policy>.

During the year under review, the Company has not received any complaint through Vigil Mechanism.

#### PREVENTION OF SEXUAL HARASSMENT OF WOMEN AT WORKPLACE

As required under the Sexual Harassment of Women at Workplace (Prevention, Prohibition and Redressal) Act, 2013 and rules framed thereunder, the Company has implemented a policy on prevention, prohibition and redressal of sexual harassment at the workplace. This has been widely communicated internally and is uploaded on the Company's intranet portal. The Company has constituted Internal Complaints Committee (ICC) to redress the complaints received regarding sexual harassment. During the year under review, no complaints were received by the Committee for Redressal.

#### PARTICULARS OF LOANS GIVEN, INVESTMENTS MADE, GUARANTEES GIVEN AND SECURITIES PROVIDED

Particulars of loans given, investments made, guarantees given and securities provided along with the purpose for which the loan or guarantee or security is proposed to be utilized by the recipient are provided in the Notes to the standalone financial statement.

#### CONSERVATION OF ENERGY, TECHNOLOGY ABSORPTION AND FOREIGN EXCHANGE EARNINGS AND OUTGO

The particulars relating to conservation of energy, technology absorption, foreign exchange earnings and outgo, as required to be disclosed under the Act, is annexed herewith as **Annexure III**.

#### EXTRACT OF ANNUAL RETURN

Pursuant to the provisions of Section 134(3)(a) and Section 92(3) of the Act read with Rule 12 of the Companies (Management and Administration) Rules, 2014, the draft Annual Return of the Company having all the available information for the Financial Year ended March 31, 2024 is hosted on the website of the Company and can be accessed at <https://www.nitco.in/corporate/investors/PDFFiles/Annual-Return-2023-24.pdf>.

#### DIRECTOR'S FAMILIARISATION PROGRAMME

An appropriate and ongoing training for Directors is a major contributor in maintaining high standards of Corporate Governance in the Company. The management provides such information and training either at the meeting of Board of Directors/Committees or otherwise. The details of the familiarisation programme are provided in the Corporate Governance Report and is also available on the website of the Company at <https://www.nitco.in/corporate/investors/nitco-policy>.

**Number of familiarisation programmes held during Financial Year 2023-24:**

Sr No.	Subject Matter of the Programme	Day/ Date	Time Duration	No. of programmes attended		No of hours spent	
				During the year	Cumulative Till date	During the year	Cumulative Till date
1	Nature of business and the products of the Company	Friday, March 1, 2024	50 minutes	FY 2023-24	1	2023-24	50 minutes

**PARTICULARS OF EMPLOYEES**

Disclosures pertaining to remuneration and other details as required under Section 197(12) of the Act read with Rule 5(1) of the Companies (Appointment and Remuneration of Managerial Personnel) Rules, 2014 are provided as **Annexure - IV**.

In terms of the provisions of Rules 5(2) and 5(3) of the Companies (Appointment and Remuneration of Managerial Personnel) Rules, 2014 read with second proviso of the rules, a statement showing the names of employees and other particulars of the top ten employees and employees drawing remuneration in excess of the limits as provided in the said rules will be provided on a request made in writing to the Company.

**GENERAL**

Your Directors confirm that no disclosure or reporting is required in respect of the following matters/ events as no such matter/ event has taken place during the year under review:

1. Issue of equity shares with differential voting rights as to dividend, voting or otherwise.
2. The Whole-time Directors of the Company do not receive any remuneration or commission from any of its subsidiaries.
3. Issue of Sweat Equity Shares.
4. Details of difference between the amount of valuation at the time of one time settlement and valuation done while taking loan from banks or financial institutions are not applicable.

**APPRECIATION AND ACKNOWLEDGEMENT**

Your Directors wish to place on record their appreciation for the valuable co-operation and support received from the employees, various Government Authorities, Banks/ Financial Institutions and other stakeholders such as members, customers and suppliers, among others. Your Directors look forward to their continued support in future.

**For and on behalf of the Board**

**Vivek Talwar**  
**Chairman & Managing Director**  
**DIN: 00043180**

**Date: May 29, 2024**  
**Place: Mumbai**

## AOC-1 (Annual Performance of Subsidiaries)

(Pursuant to first proviso to subsection (3) of Section 129 read with Rule 5 of the Companies (Accounts) Rules, 2014

(Rs. In Lacs)

Name of Subsidiary Company	Nitco Realities Pvt. Ltd.		Glamorous Properties Pvt. Ltd.		Opera Properties Pvt. Ltd.		Nitco IT Parks Pvt. Ltd.		Feel Better Housing Pvt. Ltd.		Maxwealth Properties Pvt. Ltd.		Nitco Aviation Pvt. Ltd.		Quick Solution Properties Pvt. Ltd.		Roaring-Lion Properties Pvt. Ltd.		Maghdoot Properties Pvt. Ltd.		Silver-Sky Real Estate Pvt. Ltd.		Ferocity Properties Pvt. Ltd.		Aileen Properties Pvt. Ltd.		Quick Innovation Lab Pvt. Ltd.	
	01.04.2023	31.03.2024	01.04.2023	31.03.2024	01.04.2023	31.03.2024	01.04.2023	31.03.2024	01.04.2023	31.03.2024	01.04.2023	31.03.2024	01.04.2023	31.03.2024	01.04.2023	31.03.2024	01.04.2023	31.03.2024	01.04.2023	31.03.2024	01.04.2023	31.03.2024	01.04.2023	31.03.2024	01.04.2023	31.03.2024	01.04.2023	31.03.2024
Reporting period for the subsidiary	-	-	-	-	-	-	-	-	-	-	-	-	-	-	-	-	-	-	-	-	-	-	-	-	-	-	-	-
Reporting currency and Exchange rate as on the last date of the relevant Financial year in the case of foreign subsidiaries	NA	NA	NA	NA	NA	NA	NA	NA	NA	NA	NA	NA	NA	NA	NA	NA	NA	NA	NA	NA	NA	NA	NA	NA	NA	NA	NA	NA
Paid up Capital	2	125	5	1	1	1	1	1	1	1	1	1	1	1	1	1	1	1	1	1	1	1	1	1	1	1	1	1
Reserves and Surplus	-804.35	244.08	-0.83	-51.08	-1.84	-1.17	-0.50	-111.54	-1.07	-1.47	-1.07	-1.47	-1.07	-1.47	-1.07	-1.47	-1.07	-1.47	-1.07	-1.47	-1.07	-1.47	-1.07	-1.47	-1.07	-1.47	-1.07	-1.47
Total Assets	5006.13	498.87	368.04	0.32	452.70	335.32	103.68	26.98	617.37	437.08	617.37	437.08	617.37	437.08	617.37	437.08	617.37	437.08	617.37	437.08	617.37	437.08	617.37	437.08	617.37	437.08	617.37	437.08
Total Liabilities	5808.48	129.79	363.87	50.39	453.54	335.49	4.17	137.52	617.43	437.55	617.43	437.55	617.43	437.55	617.43	437.55	617.43	437.55	617.43	437.55	617.43	437.55	617.43	437.55	617.43	437.55	617.43	437.55
Investments (except investment in subsidiary companies)	-	-	-	-	-	-	-	-	-	-	-	-	-	-	-	-	-	-	-	-	-	-	-	-	-	-	-	-
NET Turnover (Incl. other Income)	0.5	222.13	-	-	0.25	0.25	-	-	0.25	2.1	0.25	2.1	0.25	2.1	0.25	2.1	0.25	2.1	0.25	2.1	0.25	2.1	0.25	2.1	0.25	2.1	0.25	2.1
Profit before taxation	-781.58	-1.08	-0.06	-0.04	0.10	0.20	-0.04	-0.04	0.2	2.06	0.2	2.06	0.2	2.06	0.2	2.06	0.2	2.06	0.2	2.06	0.2	2.06	0.2	2.06	0.2	2.06	0.2	2.06
Provision for taxation	-	-	-	-	-	-	-	-	-	0.53	-	0.53	-	0.53	-	0.53	-	0.53	-	0.53	-	0.53	-	0.53	-	0.53	-	0.53
Profit after taxation	-781.58	-1.08	-0.06	-0.04	0.10	0.20	-0.04	-0.04	0.2	1.53	0.2	1.53	0.2	1.53	0.2	1.53	0.2	1.53	0.2	1.53	0.2	1.53	0.2	1.53	0.2	1.53	0.2	1.53
Proposed dividend	-	-	-	-	-	-	-	-	-	-	-	-	-	-	-	-	-	-	-	-	-	-	-	-	-	-	-	-
% of shareholding	100%	75%	100%	100%	100%	100%	100%	100%	100%	100%	100%	100%	100%	100%	100%	100%	100%	100%	100%	100%	100%	100%	100%	100%	100%	100%	100%	100%



## ANNEXURE II

### SECRETARIAL AUDIT REPORT

for the Financial Year ended March 31, 2024

[Pursuant to section 204 (1) of the Companies Act, 2013 and rule No. 9 of the Companies (Appointment and Remuneration of Managerial Personnel) Rules, 2014]

To,  
**The Members,**  
**NITCO Limited**  
**CIN: L26920MH1966PLC016547**  
**3/A, Recondo Compound, Sudam Kalu Ahire Marg, Glaxo,**  
**Worli Colony, Mumbai -400030, MH, IN**

We have conducted the secretarial audit of the compliance of applicable statutory provisions and the adherence to good corporate practices by **NITCO Limited (“the Company/the Listed Entity”)**. Secretarial Audit was conducted in a manner that provided us a reasonable basis for evaluating the corporate conducts/statutory compliances and expressing our opinion thereon.

Based on our verification of the Company’s books, papers, minute books, forms and returns filed and other records maintained by the Company and also the information provided by the Company, its officers, agents and authorized representatives during the conduct of secretarial audit, we hereby report that in our opinion, the Company has, during the audit period covering the financial year ended on March 31, 2024, **(the “Audit Period”)** complied with the statutory provisions listed hereunder and also that the Company has proper Board processes and compliance-mechanism in place to the extent, in the manner and subject to the reporting made hereinafter:

We have examined the books, papers, minute books, forms and returns filed and other records maintained by the Company for the financial year ended on March 31, 2024 according to the provisions of:

- i. The Companies Act, 2013 (“the Act”) and the rules made there under;
- ii. The Securities Contracts (Regulation) Act, 1956 (“SCRA”) and the Rules made thereunder;
- iii. The Depositories Act, 2018 and the Regulations and Bye-laws framed there under;
- iv. Foreign Exchange Management Act, 1999 and the rules and regulations made thereunder to the extent of Foreign Direct Investment, Overseas Direct Investment and External Commercial Borrowings: **Not applicable to the Company during the Audit period;**
- v. The following Regulations and circulars and Guidelines prescribed under the Securities and Exchange Board of India Act, 1992 (“SEBI Act”);
  - a) The Securities and Exchange Board of India (Substantial Acquisition of Shares and Takeovers) Regulations, 2011;
  - b) The Securities and Exchange Board of India (Listing Obligations and Disclosure Requirements) Regulations, 2015;
  - c) The Securities and Exchange Board of India (Prohibition of Insider Trading) Regulations, 2015;
  - d) The Securities and Exchange Board of India (Issue of Capital and Disclosure Requirements) Regulations, 2018- **(Not applicable during the period under review);**
  - e) Securities and Exchange Board of India (Share Based Employee Benefits and Sweat Equity) Regulations, 2021;
  - f) The Securities and Exchange Board of India (Issue and Listing of Non-Convertible Securities) Regulations, 2021 - **(Not applicable during the period under review);**
  - g) The Securities and Exchange Board of India (Registrars to an Issue and Share Transfer Agents) Regulations, 1993 regarding the Companies Act and dealing with client;
  - h) The Securities and Exchange Board of India (Delisting of Equity Shares) Regulations, 2021 - **(Not applicable during the period under review);** and
  - i) The Securities and Exchange Board of India (Buyback of Securities) Regulations, 2018 - **(Not applicable during the period under review);**

- vi. We have relied on the representations made by the Company and its officers for systems and mechanism formed by the Company for compliances under other various applicable Acts, Laws, Rules and Regulations to the Company.

We have also examined compliance with the applicable clauses of the following:

- (i) the Secretarial Standards issued by The Institute of Company Secretaries of India (“ICSI”);
- (ii) SEBI (Listing Obligations and Disclosure Requirements) Regulations, 2015.

To the best of our knowledge and belief, during the period under review, the Company has complied with the provisions of the Act, Rules, Regulations, Guidelines, Standards, etc. mentioned above.

**We further report that:**

- a) During the year under review, the Board of Directors of the Company was duly constituted with proper balance of Executive Directors, Non-Executive Directors and Independent Directors.

The committees of the Board are duly constituted. The changes in the composition of the Board of Directors that took place during the period under review were carried out in compliance with the provisions of the Act.

- b) Adequate notice is given to all directors to schedule the Board Meetings and Committee Meetings, agenda and notes on agenda were sent at least seven days in advance or with due consents for shorter notice from the directors and adequate system exists for seeking and obtaining further information and clarifications on the agenda items before the meeting and for meaningful participation at the meeting.
- c) All decisions at Board Meetings and Committee Meetings are carried out unanimously as recorded in the minutes of the meetings of the Board of Directors or Committees of the Board, as the case may be.

We further report that there are adequate systems and processes in the Company commensurate with the size and operations of the Company to monitor and ensure compliance with applicable laws, rules, regulations and guidelines.

We further report that during the year;

- a. Out of total shareholding of promoter and promoter group, 4,242 Equity shares i.e., 0.01% of the total shareholding of the promoter category is not in the dematerialized form as required under Regulation 31(2) of SEBI (LODR) Regulations, 2015;
- b. There is a continuous default in repayment of principal amount of loans to Banks/Financial Institution(s);
- c. The company is in the due process of updating its following Policies as required under regulations 23, 24, 30 of the SEBI (Listing Obligations and Disclosure Requirements) Regulations, 2015, as amended from time to time.
  - i. Policy of Materiality of Related Party Transactions and on dealing with Related Party Transactions;
  - ii. Policy for Determining Material Subsidiaries;
  - iii. Policy on Criteria for Determining Materiality of Events.
- d. The Company has received Show Cause notice from Securities and Exchange Board of India (SEBI) stating (i) Non-complying with the provisions of IND-AS 36, 109 and 24; (ii) violation of few clauses of provisions of Regulations 4, 17 r/w Regulations 33, 34 and 48 of the SEBI (LODR) Regulations, 2015 and Section 27 of the SEBI Act, 1992.

We further report that during the audit period, the following event/action has taken place having / which may have a major bearing on the Company’s affairs in pursuance of the above referred laws, rules, regulations, guidelines, standards, etc. referred to above;

- a. JM Financial Asset Restructuring Company Limited (“JMFARC”) had filed an application with NCLT under Section 7 of Insolvency and Bankruptcy Code, 2016 on November 16, 2022. The same is pending before the Hon’ble NCLT. Further during the Financial Year 2022-23, JMFARC initiated the Forensic Audit and the Forensic Auditors had issued the Forensic Audit report and the same was forwarded to the Company to provide its response to the observations given by them in the Report. As informed by the Company, the Company has provided its reply/response to the observations given by the Auditor.
- b. Pursuant to the Order passed/approved by Regional Director, Western region (‘RD’) Aurella Estates and Investments Private Limited (“the Transferor Company”), one of the promoter groups of the Company, merged (pursuant to the scheme of Merger) with Melisma

Finance and Trading Private Limited (“the Transferee Company”). Accordingly, the equity shares held by the Transferor Company stands transferred to the Transferee Company w.e.f. August 18, 2023. and the Transferee Company has become one of the promoter groups of the Company w.e.f. said date. However, the name of the Transferor Company is reflecting on Stock Exchange(s) as demat Account is still not transferred in the name of Transferee Company as on March 31, 2024.

We further report that during the audit period, the Company has co-operated with us and have produced before us all the required forms information, clarifications, returns and other documents as required for the purpose of our audit.

**For MIHEN HALANI & ASSOCIATES  
Practicing Company Secretaries**

**Place:** Mumbai  
**Date:** May 29, 2024  
**UDIN:** F009926F000490208

**Mihen Halani  
(Proprietor)  
CP No: 12015  
FCS No: 9926**

***Note: This report is to be read with our letter of even date which is annexed as “Annexure A” herewith and forms as integral part of this report.***



**'Annexure A'**

To,  
The Members,  
**NITCO LIMITED**  
**CIN: L26920MH1966PLC016547**  
**3/A, Recondo Compound, Sudam Kalu Ahire Marg, Glaxo,**  
**Worli Colony, Mumbai -400030, MH, IN**

Our report of even date is to be read along with this letter.

1. Maintenance of Secretarial record is the responsibility of the management of the Company. Our responsibility is to express an opinion on these secretarial records based on our audit.
2. We have followed the audit practices and process as were appropriate to obtain reasonable assurance about the correctness of the contents of the Secretarial records. The verification was done on test basis to ensure that correct facts are reflected in Secretarial records. We believe that the process and practices, we followed provide a reasonable basis for our opinion.
3. We have not verified the correctness and appropriateness of financial records and Books of Accounts of the Company.
4. Wherever required, we have obtained the Management representation about the Compliance of laws, rules and regulations and happening of events etc.
5. The Compliance of the provisions of Corporate and other applicable laws, rules, regulations, standards is the responsibility of the management. Our examination was limited to the verification of procedure on test basis.
6. The Secretarial Audit Report is neither an assurance as to the future viability of the Company nor of the efficacy or effectiveness with which the management has conducted the affairs of the Company.

**For MIHEN HALANI & ASSOCIATES**  
**Practicing Company Secretaries**

**Place:** Mumbai  
**Date:** May 29, 2024  
**UDIN:** F009926F000490208

**Mihen Halani**  
**(Proprietor)**  
**CP No: 12015**  
**FCS No: 9926**

## ANNEXURE III

### CONSERVATION OF ENERGY, TECHNOLOGY ABSORPTION, FOREIGN EXCHANGE EARNINGS AND OUTGO

[Particulars to Section 134(3)(m) of the Companies Act, 2013 read with Rule (8) of the Companies (Accounts) Rules, 2014]

#### A) Following actions has been taken for the Energy Conservation

1. Replaced conventional Lights( HPMV Lamp/HPSV Lamp/CFL Lamps) by LED lights and reduced Power consumption.
2. Continuous monitoring of energy consumption parameters.
3. Installed 75 KW rooftop solar power plant.

#### B) Technology Absorption

Nitco has always invested in the best available technology. Our machinery is state of the art, and our factory operations are almost fully automated. We have a continuous quest for perfection. We therefore ensure that only those tiles, which match our highest standards, are given the Nitco brand label, an assurance for quality. We also have one of the very few automated marble processing plants in the world & the only plant in India.

In case of imported technology (imported during the last three years reckoned from the beginning of the Financial Year):

- a. Technology imported : No technology has been imported in the last 3 years
- b. Year of import : Not Applicable
- c. Has the technology been fully absorbed?: Not Applicable
- d. If not fully absorbed, areas where this has not taken place, reasons hereof and future plans of action : Not Applicable
- e. The expenditure incurred on Research & Development : NIL

#### C) Foreign exchange earnings and outgo:

1. Foreign Exchange earned : Rs. 2,751.01 Lakhs
2. Foreign Exchange outgo : Rs. 1,960.57 Lakhs

For and on behalf of the Board

**Vivek Talwar**  
Chairman & Managing Director  
DIN: 00043180

Date: May 29, 2024

Place: Mumbai

## ANNEXURE IV

## Statement of Disclosure of Remuneration

[Pursuant to Section 197 of the Companies Act 2013 read with Rule 5(1) of the Companies (Appointment and Remuneration of Managerial Personnel) Rules, 2014]

- I. Ratio of remuneration of each Executive Director to the median remuneration of Employees of the Company for the Financial Year 2023-24, the percentage increase in remuneration of Chairman & Managing Director, Company Secretary, CEO and CFO during the Financial Year 2023-24:

Sr. No.	Name of Director /KMP	Designation	Ratio of Remuneration of each director to median remuneration of employees	Percentage increase in Remuneration
1	Mr. Vivek Talwar	Chairman & Managing Director	NA	NA
2.	Mr. Anjanikumar Sharma*	CFO	NA	NA
3.	Mr. Sitanshu Satapathy@	CFO	NA	NIL
4.	Mrs. Geeta Shah	Company Secretary & Compliance Officer	NA	NIL

\* Mr. Anjanikumar Sharma ceased to be a Chief Financial Officer w.e.f. April 3, 2023.

@Mr. Sitanshu Satapathy appointed as Chief Financial Officer w.e.f. August 12, 2023.

**Note:**

The Non-Executive Directors of the Company are entitled for sitting fees. The details of sitting fees of Non-Executive Directors are provided in the Report on Corporate Governance and are governed by the Nomination and Remuneration Policy. The ratio of remuneration and percentage increase for Non-Executive Directors remuneration is therefore not provided in the above information.

II. Sr. No.	Particulars	Details
1	% increase in the median remuneration of the employee in the Financial Year 2023-24	11.85%
2	Total number of permanent employees of the Company as on March 31, 2024	513
3	Average percentile increase in the salaries of employees excluding managerial personnel during Financial Year 2023-24 and comparison with the percentile increase in remuneration of Executive Director and jurisdiction thereof	Average percentile increase in the salaries of the eligible employees excluding managerial personnel during Financial Year 2023-24 was 10%. The percentile increase in remuneration of Executive Director was NIL.

It is hereby affirmed that the remuneration is as per the Nomination and Remuneration Policy of the Company.

**For and on behalf of the Board**

**Vivek Talwar**  
Chairman & Managing Director  
DIN: 00043180

Date: May 29, 2024  
Place: Mumbai



# MANAGEMENT DISCUSSION AND ANALYSIS

## WORLD: TILE GLOBAL INDUSTRY

- As widely predicted, the slowdown that began in the second half of last year abruptly halted the recovery in global tile production, consumption and import-export volumes that had continued throughout 2020–2021.

Inflation, the energy crisis and the cooling of demand following the post-pandemic boom are all factors that affected the performance of the industry and market, which by the end of 2022 had returned to 2019 levels while import-export flows were comparable with those of 2020.

Although almost all the largest tile producer, consumer and exporter countries have been affected by the negative trend, China has been by far the worst hit. In 2022, the country experienced a 1.55 billion sqm drop in production to 7.3 billion sqm and an almost equivalent decline in domestic consumption to 6.7 billion sqm, further widening the gap with respect to the country's enormous installed capacity (12.56 billion sqm). Exports also declined for the ninth consecutive year.

Now, however, all eyes are on India, which was also badly hit by the energy crisis and high inflation in 2022, particularly in the Morbi cluster where some 800 ceramic tile companies are located. Nonetheless, experts and the largest Indian manufacturers agree that Asia's second-largest tile producer may recover from the downturn in production, domestic consumption and - for the first time ever - exports as early as this year amid sharp growth in construction activity and the rapid recovery in international markets. The figures for the first half of 2023 speak for themselves: while all the major exporting countries experienced more than 20% declines in their export sales, Indian exports grew by 31% in volume and 24.8% in value to 272 million sqm, while the full-year projection is for more than 500 million sqm. All the main markets are expanding, particularly the USA (+57%) where India has become the largest foreign supplier by volume. If this trend continues as expected in the second half of the year, India and China will soon find themselves competing for the top spot in terms of export volumes. Inflation, the energy crisis and the cooling of demand following the post-pandemic boom impacted the performance of the global ceramic industry and market, which by the end of 2022 had returned to 2019 levels, while import-export flows were back at 2020 levels.

WORLD CONSUMPTION AREAS			
AREAS	2022 (Sq.mt Mill.)	% on world consumption	% var. 22/21
EUROPEAN UNION (27)	1,002	6.1%	-6.3%
OTHER EUROPE (Turkey included)	635	3.9%	-11.9%
NORTH AMERICA (Mexico included)	580	3.5%	-3.8%
CENTRAL-SOUTH AMERICA	1,241	7.6%	-14.3%
ASIA	11,626	71.0%	-12.6%
AFRICA	1,242	7.6%	5.4%
OCEANIA	51	0.3%	-5.6%
<b>TOTAL</b>	<b>16,377</b>	<b>100.0%</b>	<b>-10.9%</b>

WORLD MANUFACTURING AREAS			
AREAS	2022 (Sq.mt Mill.)	% on world production	% var. 22/21
EUROPEAN UNION (27)	1,267	7.6%	-8.4%
OTHER EUROPE (Turkey included)	641	3.8%	-13.5%
NORTH AMERICA (Mexico included)	378	2.3%	0.3%
CENTRAL-SOUTH AMERICA	1,246	7.4%	-8.4%
ASIA	12,188	72.7%	-11.6%
AFRICA	1,037	6.2%	13.0%
OCEANIA	5	0.0%	0.0%
<b>TOTAL</b>	<b>16,762</b>	<b>100.0%</b>	<b>-9.7%</b>

- In 2022, world ceramic tile production fell to 16,762 million sqm, 9.7% down from the 18,572 million sqm of 2021. This represented a decrease of 1.8 billion sqm, mainly attributable to China. Production in Asia fell by 11.6% from 13.8 to 12.2 billion sqm, equivalent to 73% of global production, with China contributing a 1.55 billion sqm loss to this decline.

Most other areas, however, also saw a contraction. Production in the European continent as a whole fell to 1,908 million sqm (11.4% of world production), dropping

by 8.4% in the European Union (to 1,267 million sqm) and by 13.5% in non-EU Europe (641 million sqm), largely as a result of the declines in Turkey and Ukraine.

Production in the American continent also fell, dropping to 1,624 million sqm. North America maintained the same levels as in 2021 (378 million sqm; +0.3%), while production in Central and South America fell to 1,246 million sqm, a drop of 8.4%.

In marked contrast to other continents, Africa saw an increase in production to 1,037 million sqm in 2022 (+13%), thanks to gains in Egypt, Algeria, Ghana, Kenya and Zambia.

3. At the same time, world tile consumption dropped from 18,378 to 16,377 million sqm in 2022 (-10.9%). As in the case of production, this contraction extended to all areas with the exception of Africa, which saw 5.4% growth to 1,241 million sqm. In Asia, consumption dropped to 11.6 billion sqm (-12.6%), equivalent to 71% of the world total. In Europe, consumption fell both in European Union countries (1,002 million sqm; -6.3%) and in non-EU Europe (635 million sqm; -11.9%). In the Americas, consumption contracted both in Central and South America (1,241 million sqm; -14.3%) and in North America (580 million sqm; -3.8%).
4. In 2022, world exports declined by 8.1%, losing all of the previous year's gains and returning to 2020 levels of 2,770 million sqm. Once again, the contraction affected all geographical areas with the sole exception of North America, which saw an increase of 5.8% to 48 million sqm. Asia lost 4.3%, dropping from 1,414 to 1,353 million sqm, equivalent to 48.8% of world exports. European Union exports fell from 1,051 to 965 million sqm (-8.2%), and accounted the past decade, India's ceramic tile industry

has come to global attention due to the meteoric growth of its export activity, which has increased steadily across all continents. Interestingly, this export growth is spearheaded not so much by the well-established Indian ceramic brands as by the dense network of companies located in the Morbi ceramic cluster in Gujarat. Two figures give an idea of just how much India has come to dominate the world of international ceramic trade in recent years. In 2013, India exported just 55 million square metres of tiles and was the ninth largest exporter globally. By 2023, this figure had soared to 589.5 million sqm, with more than half of the total shipped outside Asia, positioning India as the second largest exporter worldwide. The moment when it overtakes China, originally projected by observers as early as 2023, has probably only been delayed given the narrow gap currently separating the world's two largest exporters.

5. In 2022, India maintained its position as the world's second largest tile producer and consumer country. However, the huge difficulties experienced last year, mostly relating to the energy crisis and high levels of inflation, had serious repercussions in terms of both production and domestic consumption. Smaller and less structured companies (of which there are more than 800 in the Morbi district in Gujarat alone) were particularly hard hit. Overall, India's production in 2022 returned to 2020 levels of 2,300 million sqm, down 9.8% from 2,550 million sqm in 2021; the fall in consumption was even more pronounced at around 1,750 million sqm (-15.4%). According to most local experts and the leading Indian producers, the difficulties of 2022 may be overcome as early as the current year, as gas prices gradually return to more acceptable levels and construction activity rebounds strongly, coupled with an extremely rapid recovery in exports.

#### TOP CONSUMPTION COUNTRIES

COUNTRY	2018 (Sq.m Mill.)	2019 (Sq.m Mill.)	2020 (Sq.m Mill.)	2021 (Sq.m Mill.)	2022 (Sq.m Mill.)	% on 2022 world consumption	% var. 22/21
1. CHINA	8,163	7,453	7,859	8,268	6,737	41.1%	-18.5%
2. INDIA	1,742	1,867	1,884	2,069	1,750	10.7%	-15.4%
3. BRAZIL	775	802	829	902	736	4.5%	-18.4%
4. VIETNAM	542	467	440	420	505	3.1%	20.2%
5. INDONESIA	450	413	357	478	489	3.0%	2.3%
6. EGYPT	236	239	237	308	368	2.2%	19.5%
7. USA	289	273	264	289	285	1.7%	-1.4%
8. SAUDI ARABIA	206	223	284	252	271	1.7%	7.5%
9. TURKEY	236	185	241	291	260	1.6%	-10.7%
10. MEXICO	236	238	242	276	257	1.6%	-6.9%
TOTAL	12,875	12,160	12,637	13,553	11,658	71.2%	-14.0%
TOTAL WORLD	17,313	16,642	17,098	18,378	16,377	100.0%	-10.9%

Source / Fonte: Mecis / Acimac Research dept. "World production and consumption of ceramic tiles", 1<sup>st</sup> edition 2023

In 2022, India too saw a decline in its exports for the first time in its history as an exporting country, with foreign sales volumes dropping from 483 to 422 million sqm (-12.7%), although it retained its position as the third largest exporter in the world. India's exports accounted for 15% of the world total and 18% of national production. Like all other exporting countries, India's exports increased in total value, reaching €1,759 million (+18%) according to Indian customs data. This corresponds to an increase in average selling price from €3.1/sqm to €4.2/sqm, still one of the lowest prices amongst all the major exporting countries.

The ranking of India's largest export markets changed dramatically in 2022 compared to the previous year. The USA became the largest export market with an increase of 38.8% (from 20 to 28 million sqm), followed by Iraq (25.8 million sqm; -1.3%), the United Arab Emirates (25 million sqm; +8.2%) and Saudi Arabia, where the duties on Indian tile imports that were first introduced two years ago caused sales to plummet by a further 46% to 24 million sqm.

The fifth largest export market was Nepal (23 million sqm; +12.5%), followed by Kuwait, Oman, Jordan, Thailand and Indonesia. Overall, the Asian continent absorbed 55% of India's exports (233 million sqm; -15%), Africa 17% (71.8 million sqm; -7.2%), North America (NAFTA) 10.4% (44 million sqm; -4%), the European Union 7.9% (33 million sqm; -10.4%), non-EU Europe 5.3% (22.4 million sqm; -12.8%) and South America 3.7% (15.5 million sqm; -36.6%).

As mentioned, this scenario is changing dramatically in 2023. According to Indian customs data, in the first half of the current year, Indian exports grew by 31.1% in volume (+24.8% in value) to 272.6 million sqm and are projected to exceed 500 million sqm for the full year. Exports to the main markets have grown strongly: UAE (+65%), USA (+57%), Iraq (+6%), Israel (+334%), Mexico (+84%), Kuwait (+20%) and Russia (+190%). If this trend continues as expected in the second half of the year, India will again climb the rankings of the major exporting countries and further close the gap with China. AVERAGE PRICES

TOP EXPORTING COUNTRIES										
COUNTRY	2018 (Sq.m Mill.)	2019 (Sq.m Mill.)	2020 (Sq.m Mill.)	2021 (Sq.m Mill.)	2022 (Sq.m Mill.)	% on 2022 national production	% on 2022 world exports	% var 22/21	value 2022 (million €)	average export price (€/sq.m)
1. CHINA	854	779	622	601	579	7.9%	20.9%	-3.6%	n.a.	n.a.
2. SPAIN	414	415	422	496	431	86.2%	15.6%	-13.1%	4,303	10.0
3. INDIA	274	359	437	483	422	18.3%	15.2%	-12.7%	1,759	4.2
4. ITALY	328	323	318	364	356	82.6%	12.9%	-2.1%	5,971	16.8
5. IRAN	150	162	179	182	194	40.4%	7.0%	6.4%	n.a.	n.a.
6. TURKEY	99	112	132	154	127	33.0%	4.6%	-17.6%	1,015	8.0
7. BRAZIL	106	101	96	128	113	12.2%	4.1%	-11.9%	490	4.3
8. POLAND	43	50	58	62	50	52.6%	1.8%	-19.4%	462	9.2
9. UNITED ARAB EMIRATES	43	45	52	48	43	50.0%	1.6%	-9.8%	204	4.7
10. MEXICO	46	41	37	41	42	14.5%	1.5%	3.5%	267	6.4
TOTAL	2,356	2,387	2,352	2,558	2,357	18.4%	85.1%	-7.9%		
TOTAL WORLD	2,815	2,831	2,771	3,013	2,770	16.5%	100.0%	-8.1%		

Source / Fonte: Mecis / Acimac Research dept. "World production and consumption of ceramic tiles", 11<sup>th</sup> edition 2023

## INDIAN ECONOMY & INDIAN CERAMIC TILES INDUSTRY

According to IMF forecasts, the Indian economy is on course to grow by 6.1% this year and by 6.8% in 2024 and will outperform all other countries in terms of dynamism. India is also the country with the fastest social growth (in 2023 it will surpass China as the world's most populous nation). These are two key factors behind the projections of large growth margins in public and private construction and infrastructure and consequently in the consumption of building materials, including ceramic tiles.

Assuming a minimum production of the other small 300 businesses, MECIS estimates that the total production capacity for the Indian ceramic industry is already in excess of 3.7 billion square metres.

Up until 2021, production increased at a CAGR of 8.6%, doubling since 2012 and reaching 2.5 billion square metres. In 2022, it is estimated to have slowed due to soaring energy costs, which forced several Gujarat producers to turn off their kilns for several months. However, the industry has more than 900 increasingly large and efficient production lines, corroborating the MECIS research centre's forecast that India will reach a production volume of more than 3.7 billion sqm by 2026, thereby maintaining a year-on-year growth rate of close to 8%. Domestic demand will absorb about 70% of this output, while exports are set to exceed 1 billion square metres. Exports have experienced a dramatic growth in the last decade, increasing by a factor of 15, from just over 33 million sqm in 2012 to more than 483 million sqm in 2021.



Due to the lockdown due to the coronavirus outbreak, around 10 million immigrant workers returned to their home country. This shortage of labor forced ceramic tile manufacturers to complete projects promptly. The increasing demand for ceramic tiles in India can be attributed to several factors. The real estate sector is growing rapidly due to government policies, and the housing sector is also seeing strong growth. The disposable income of India is also increasing, and people are looking for ways to beautify their living and workspaces. RERA has made the real estate industry more transparent and process-oriented. The demand for new touchless or hygiene-oriented products in bathroom ware and germ-free tiles may be at the forefront of the market in the near future. Several government schemes are likely to boost the Indian real estate market.

RERA also has a direct impact on the ceramic industry. Over the next few years, remodeling activity is expected to increase in India's residential ceramic tiles market segment. People are spending huge amounts of money to upgrade their walls and flooring. This will be one of the key factors driving demand for ceramic products in the residential segment of the residential market over the next few years. Source: <https://www.mordorintelligence.com/industry-reports/india-ceramic-tiles-market>

**Growing Urbanization is Driving the Market**

India has witnessed rapid urbanisation, with the urban population accounting for a significant share of the population in the current year. The surge in urbanisation in India is primarily attributed to city expansions and significant migration. The country has channelled investments into various urban sectors, including housing, road networks, urban transport, water supply, power infrastructure, smart cities, and urban management initiatives. This urbanisation wave has notably spurred demand in residential and commercial construction markets, propelling growth in the Indian ceramic tiles sector.

India's urban population is not only witnessing absolute growth, buoyed by a burgeoning middle class and a stable democracy, but also witnessing a consistent influx of migrants, potentially leading to the emergence of new cities. Source: <https://www.mordorintelligence.com/industry-reports/india-ceramic-tiles-market>.

Kajaria Ceramics, India's largest tile manufacturer In September 2023, At a capital expenditure of Rs. 70 crores, Kajaria announced an extension for large glazed vitrified tiles at the Sikandrabad factory, increasing its capacity from 8.4 MSM/annum to 10.2 MSM/ annum. One of the top ten groups in the world, reported exceptional results in the fiscal year to 31 March 2022. Total sales in volume grew 21% year-on-year to 92 million sqm, while revenues were up 33% to Rs. 37.05 billion (approximately US \$490 million). The excellent performance continued in the first quarter of the new fiscal year (ended 30 June) with 80% year-on-year revenue growth to Rs. 10.08 billion (around \$133 million), representing the seventh straight quarter delivering double-digit revenue growth. EBITDA margin for the quarter remained stable at 15% despite escalating inflation across all inputs and rising gas costs. Moreover,

the group continues to maintain its focus on the domestic market (exports account for just 2% of volumes).

Kajaria Ceramics has a tile production capacity of 82.8 million sqm/year, consisting of 32.3 million sqm of ceramic tiles produced in 2 factories in Rajasthan, North India and Andhra Pradesh, South India 24.2 million sqm of polished vitrified tiles produced in 2 factories in Gujarat , West India and Rajasthan, North India and 26.3 million sqm of glazed vitrified tiles produced in 3 facilities in Rajasthan & Uttar Pradesh, North India, and Andhra Pradesh (South India). Kajaria Ceramics distributes its products throughout India via a network of more than 1,700 dealers.

Domestic Industry demand has been sluggish large impact of the Morbi cluster and falling margin and prices has been the clear strategies for revenue growth.

Most Brands have increased spends in Marketing with higher SOV and usage of Testimonial as a way to break the clutter and occupy relevant shelf space and mind space.

Expansion of Distribution channel with higher focus on Retail Product Mix larger format tile sales has shown a higher push to premium products.

The Indian consumer demand and growth has largely been in the luxury end of the market and also the growing aspiration of the middle class has seen a higher shift to larger format tile sizes.

The larger growth surge happened in India is on account of Export. A drastic slowdown with the highest consumption countries imposing duties on India will have a large impact on the Indian Growth Story.

In 2023, the average price of tiles exported from India stood at €3.8/sqm, declining in all target areas. However, there were marked differences between the various geographical areas of export, from €2.9/sqm in Africa to more than €4.5/sqm in North America and the European Union, and €5.3/sqm in non-EU European markets. However, the MECS study reveals that average prices remained fairly stable between 2014 and 2021 (around €3.1-3.2/ sqm), followed by a peak of €4.2/sqm in 2022 and another decline in 2023 to €3.8/sqm (-8.2%). North and South America was the only continent to record a decrease in the average sell

**THE TOP 30 INDIAN EXPORTERS**

So who are the leading players behind the global growth of Indian tile exports? The MECS report provides a ranking of the top 30 exporters, mostly based in the Morbi ceramic cluster, in order of export-generated revenue over the two-year period 2022-2023.

The 2023 ranking is led by Icon Granito (€51 million export revenue), followed by Comet Granito, Lavish Granito, Sunshine Tiles Company and Itaca Ceramic, all with export revenues of between €43 million and €45 million. A glance at the list of the top three export markets for each player gives an interesting insight into the level of diversification of the main destination markets of the top 30 exporters, although Mexico, the USA and Russia are the markets that appear most frequently.

This is also confirmed by an analysis of the five top performing Indian companies for each of India's ten largest foreign markets: USA, UAE, Iraq, Mexico, Russia, UK, Israel, Kuwait, Saudi Arabia and Oman. In general, the five top players are different in each market. There are very few exceptions to this, such as Icon Granite which ranks first in Mexico and Russia and second in the UK.

Finally, the MECS analysis indicates the degree of contestability of each market among Indian competitors themselves. It shows, for example, that in 2023 the least contestable market for other Indian exporters was Saudi Arabia, where the top five exporters accounted for 66% of India's total exports by value. By contrast, the UK, the UAE and Oman were among the most accessible markets to multiple Indian exporters.

**FINANCIAL REVIEW**

Analysis of Profit and Loss statement and Balance Sheet based on standalone results is given below:

During FY 2023-24, your Company was able to achieve total revenue of Rs. 327.83 Crore. The Company is enjoying strong brand equity in the market. EBITDA loss was Rs. (31.92) Crore in FY 2023-24.

**FINANCE COSTS**

JMFARC has acquired 98% of the Company's debt from its lenders and sanctioned debt restructuring effective from Cut-Off date 28th February 2018. Interest on restructured loans has been

provided in the books as per the Restructuring agreement with JMFARC. Further, the Company is negotiating a similar settlement agreement with LIC Pending negotiations no further adjustments have been made during the current financial year.

**EQUITY SHARE CAPITAL**

The Company's equity share capital is stated at Rs 7,185.90 Lakhs as on March 31, 2024.

**BORROWINGS**

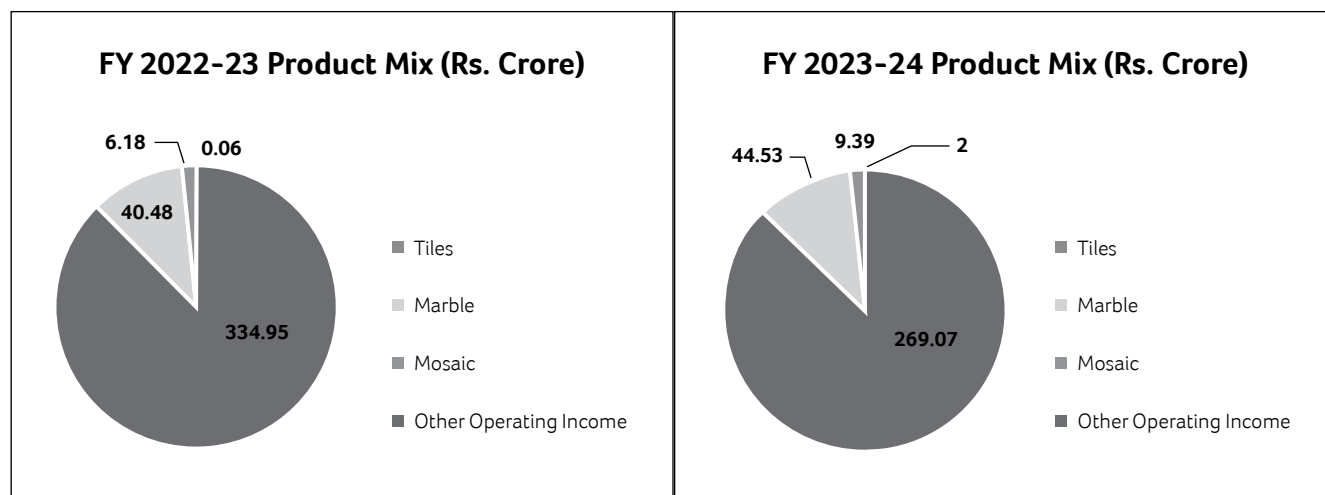
The total debt of the Company is as under:

(Rs. in Lakhs)		
Particulars	2023-24	2022-23
Non-Current borrowings	20,000.00	20,000.00
Current borrowings	76,283.00	67,972.16
<b>Total Debt</b>	<b>96,283.00</b>	<b>87,972.16</b>

**WORKING CAPITAL**

- a) Inventory has decreased from Rs. 6772.64 Lakhs in 2022-23 to Rs. 5,574.60 Lakhs in 2023-24;
- b) Inventory –Real Estate has remained the same i.e. Rs. 15,000.00 Lakhs in 2022-23 and 2023-24;
- c) Trade receivables have decreased from Rs. 7391.54 Lakhs in 2022-23 to Rs. 3718.09 Lakhs in 2023-24;
- d) Trade payables have decreased from Rs. 15,857.78 Lakhs in 2022-23 to Rs. 15749.05 Lakhs in 2022-23.

**PRODUCT WISE PERFORMANCE**



**MANAGING RISKS AT NITCO**

At Nitco, risk management is a continuous process of identifying, assessing and evaluating risks and taking proactive measures to minimise or eradicate potential losses arising due to an exposure to particular risks. The consistent implementation of this framework is monitored through audits and reviews, resulting in an accurate understanding of the Company's competitive position. In doing so, the Company takes decisions that balance risks and rewards.

<b>Risk</b>	<b>Mitigation</b>
<p><b>Perception risk</b></p> <p>Inability to sustain historical growth rates could adversely impact brand perception.</p>	<p>Owing to a dynamic and sustainable business plan, continual innovation towards a prudent sales-mix and improving operational efficiencies, the Company will be able to better its sales in absolute terms.</p>
<p><b>Business slowdown risk</b></p> <p>Indian economy could create a widening chasm between budgeted and actual ground realities.</p>	<p>The Company has emerged as a one-stop shop for tile solutions, providing floor as well as wall tiles and marble. Metros and urban cities are majorly hit by an economic deceleration while in recent times a majority of the demand for consumer products is emerging from Tier-II and Tier-III locations, which usually remains largely unaffected by economic slowdowns. Thus, as a precautionary measure, the Company strengthened its distribution network in new demand pockets</p>
<p><b>Competition risk</b></p> <p>Increasing competition can have an impact on margins.</p>	<p>Competition from the unorganised sector is expected to decline with rising consolidation, effected by organised players partnering with unbranded players (with low-cost manufacturing expertise) as a part of their cost-efficient expansion strategy. Nitco has developed relationships with several low cost manufacturers for outsourcing its product requirements</p>
<p><b>Technology or software obsolescence risk</b></p> <p>Technology or software obsolescence may result in compromise of quality standards and losing out on the competitive advantage.</p>	<p>The Company invested in SAP ERP module, scaling up its IT infrastructure across its sales, distribution and manufacturing divisions and upgraded it to SAP S4 HANA in the FY 2022-23. Design technology will further be enhanced to further strengthen NITCO's aspirational brand position in the minds of the architect, builder, dealer and community in large.</p>
<p><b>Client attrition risk</b></p> <p>A substantial portion of the Company's total sales comes from retail clients and large key accounts. Hence, client attrition can impact both revenues and prospective growth</p>	<p>Providing post-sale services to retail and key account customers and offering guidance programs for institutional customers have been an integral part of Company's initiatives to reinforce relationships. The Company also customises products to cater to specific requirements. Some of its brand-enhancing customers include Tata Group, Reliance Group, Prestige, Rahejas, Godrej, Oberoi Construction, DLF, L&amp;T, Shapoorji Pallonji Group, among others.</p>
<p><b>Human resource risk</b></p> <p>Attrition of key executives and personnel could affect the Company's growth prospects</p>	<p>Nitco has initiated various measures such as deploying strategic talent management system, training and integration of learning activities. Various HR initiatives were initiated to encourage staff towards enhancing productivity and building the spirit of team work.</p>
<p><b>Dealer attrition risk</b></p> <p>Dealers represent the Company's face to customers. Reduction in the number of dealers could affect sales and negate brand image.</p>	<p>The Company has introduced a fast-moving range of tiles new product launches, which has revitalised its distribution network and also has adopted franchisee model to expand its network of distribution partners.</p>

**DETAILS OF SIGNIFICANT CHANGES IN KEY FINANCIAL RATIOS, ALONG WITH DETAILED EXPLANATIONS THEREOF**

<b>Sr. No.</b>	<b>Ratio Analysis</b>	<b>March 31, 2024</b>	<b>March 31, 2023</b>	<b>Variance</b>
1	Debtors Turnover Ratio	5.81	4.48	29.9%
2	Inventory Turnover Ratio	4.16	4.67	10.9%
3	Interest Coverage Ratio	(0.04)	(0.07)	42.8%
4	Debt Equity Ratio	(1.92)	(2.55)	-24.7%
5	Operating Profit Margin Ratio	5.29	6.12	13.6%
6	Net Profit Ratio	(48.38)	(39.63)	22.1%
7	Return on Net Worth Ratio	(31.11)	(43.75)	-28.9%



# REPORT ON CORPORATE GOVERNANCE

## 1. THE COMPANY'S PHILOSOPHY ON CODE OF CORPORATE GOVERNANCE

Our philosophy on Corporate Governance in Nitco emanates from resolute commitment to protect stakeholder rights and interests, proactively manage risks and create long-term wealth and value. It permeates in all aspects of working - workplace management, marketplace responsibility, community engagement and business decisions.

The code of conduct and the governance are based on the corporate principles and strong emphasis laid on transparency, accountability, integrity and compliance.

The governance process of the Company includes creation of empowered sub-committees of the Board to oversee the functions of executive management. These sub-committees of the Board mainly comprises of Executive Director and Independent Directors, which meet and deliberate regularly to discharge their obligations.

## 2. BOARD OF DIRECTORS

As on March 31, 2024, the Company's Board comprised of 6 (Six) Directors which include 1 (One) Executive Director, 1 (One) Woman Non-Executive Director and 4 (Four) Non-Executive Independent Directors (including 1 (One) Non-Executive Independent Woman Director). The Board is responsible for the management of the affairs of the Company's business.

The composition of the Board is in conformity with the provisions of the Companies Act, 2013 ("the Act") as amended from time to time and the Securities and Exchange Board of India (Listing Obligations and Disclosure Requirements) Regulations, 2015 ("the Listing Regulations").

None of the Directors on the Board, including Independent Director, is a Director in more than 7 (seven) listed companies. None of the Directors on the Board of the Company hold directorship in more than 20 (twenty) companies, including 10 (ten) public companies pursuant to the provisions of the Act. All the Directors have confirmed that they do not hold membership in more than 10 (ten) Committees and do not act as Chairperson of more than 5 (five) Audit and Stakeholders Relationship Committees across all public companies in which they are Directors, pursuant to the Regulation 26 of the Listing Regulations.

The Independent Directors of the Company meet the criteria mandated by Section 149(6) of the Act and Regulation 25 of the Listing Regulations. The terms and conditions of the appointment of the Independent Directors are hosted on the Company's website <https://www.nitco.in/corporate/investors/PDFfiles/APPOINTMENT-LETTER-OF-INDEPENDENT-DIRECTOR.pdf>.

### (i) Composition

The details of composition of the Board, the number of directorship(s) (including the Company) and the committee chairmanship(s)/membership(s) held by Directors in all companies, their attendance at 57<sup>th</sup> Annual General Meeting ("the AGM") and at the Board Meetings held during the year under review are as given below:

Sr. No.	Name of Director/ Director Identification Number (DIN)	Category (Promoter / Independent/ Non-Executive / Executive)	No. of Board Meetings Attended	Attendance at the 57 <sup>th</sup> AGM held on September 25, 2023	Number of Directorships held in other Companies <sup>(a)</sup>	Number of Board Committee Memberships/ Chairmanships held in other Companies <sup>(b)</sup>		Directorship in other Listed Entity (ies) & Category of Directorship
						Member	Chairman	
1	Mr. Vivek Prannath Talwar (DIN: 00043180)	Promoter, Executive Director (Managing Director)	6	Yes	16	1	0	BL Kashyap and Sons Limited- Independent Director
2	Ms. Poonam Talwar (DIN: 00043300)	Promoter Group, Non-Executive Director	6	Yes	6	0	0	-
3	Dr. Ajaybir Singh Jasbir Singh Bakshi (DIN: 07038685)	Non-Executive Independent Director	6	Yes	0	0	0	-
4	Mr. Santhosh Kumar Shet (DIN: 09784476)	Non-Executive Independent Director	6	Yes	0	0	0	-

Sr. No.	Name of Director/ Director Identification Number (DIN)	Category (Promoter / Independent/ Non-Executive / Executive)	No. of Board Meetings Attended	Attendance at the 57 <sup>th</sup> AGM held on September 25, 2023	Number of Directorships held in other Companies <sup>(a)</sup>	Number of Board Committee Memberships/ Chairmanships held in other Companies <sup>(b)</sup>		Directorship in other Listed Entity (ies) & Category of Directorship
						Member	Chairman	
5	Mr. Harsh Kedia (DIN: 09784141)	Non-Executive Independent Director	6	Yes	0	0	0	-
6	Ms. Priyanka Agarwal (DIN: 08089006)	Non-Executive Independent Director	6	Yes	4	0	0	-

**Note:**

- Excludes directorships in foreign companies, Section 8 companies and alternate directorships.
- Includes only Audit and Stakeholders Relationship Committees in accordance with Regulation 26 of the Listing Regulations.

Except Mr. Vivek Talwar and Ms. Poonam Talwar, no other Directors are related to each other.

During the year under review, 6 (Six) meetings of Board of Directors were held on May 30, 2023; August 12, 2023; September 25, 2023; November 09, 2023; December 18, 2023 and February 12, 2024.

None of the Non-Executive Directors has any pecuniary relationship or transactions with the Company.

The Board meets at least once in every calendar quarter and 4 (Four) times in a year with a maximum time gap of not more than 120 (One hundred and twenty) days between two consecutive meetings. Dates for the Board meetings are decided well in advance and communicated to the Directors. In case of exigencies or urgency of matters, resolutions are passed through circulation, for such matters as permitted by law. The Board takes note of the resolutions passed through circulation at its subsequent meeting. All material information is circulated to the directors before the meeting or placed at the meeting, including minimum information required to be made available to the Board of Directors as prescribed under Part-A of Schedule II of sub-regulation 7 of Regulation 17 of the Listing Regulations.

**(ii) Details of Shareholding of Directors as on March 31, 2024**

Sr. No.	Name of the Director	No. of Shares
1	Mr. Vivek Talwar	63,23,669
2	Vivek Talwar (HUF)	27,264
3	Ms. Poonam Talwar	1,19,432

Except Mr. Vivek Talwar and Ms. Poonam Talwar, no other director holds any shares in the Company.

**(iii) Independent Directors**

The Company has received a declaration from the Independent Directors confirming that they meet the criteria of independence as prescribed under Section 149(6) of the Act and Regulation 16(1)(b) of the Listing Regulations. In terms of Regulation 25(8) of the Listing Regulations, the Independent Directors have confirmed that they are not aware of any circumstance or situation, which exist or may be reasonably anticipated, that could impair or impact their ability to discharge their duties with an objective independent judgement and without any external influence. The Board based on the declarations received from the Independent Directors has verified the veracity of such disclosures. In the opinion of the Board, all the Independent Directors fulfill the conditions specified in the Act and the Listing Regulations and they are independent of the management.

The Independent Directors of the Company meet at least once in a year without the presence of Executive Directors and Key Managerial Personnel. They review the performance of Non-Independent Directors and the Board as a whole, performance of Chairman of the Board, assess the quality, quantity and timeliness of the flow of information between the Management and the Board that is necessary for it to effectively and reasonably perform its duties. Pursuant to Regulations 25(7) and 46 of the Listing Regulations, the details of the Familiarization Programs imparted to Independent Directors are available on the Company's website at <https://www.nitco.in/corporate/investors/PDFFiles/Familiarisation-Programme-for-Independent-Directors-FY-2023-24.pdf?v1>.

1 (One) meeting of Independent Directors was held during the Financial Year 2023-24 on March 01, 2024.

**(iv) Evaluation Criteria**

The Company follows a particular procedure to evaluate performance of each Director, the Board as a whole and its Committees. Evaluation is also carried out by the Nomination and Remuneration Committee in accordance with Section 178 and Regulation 17(10) read with Code for Independent Directors as outlined under Schedule IV of the Act on factors including independence, contribution, domain expertise, strategic vision, industry knowledge, participation in discussions etc. Separate meeting of the Independent Directors was held, *inter alia*, to review the performance of Non-Independent Directors, the Chairman and the Board as whole.

**(v) Board Skill Matrix**

As on March 31, 2024, the Board comprises of qualified members who bring in the required skills, competence and expertise to enable them to effectively contribute in deliberations at Board and Committee meetings. The below matrix summarizes a mix of skills, expertise and competencies possessed by our individual directors, which are key to corporate governance and Board's effectiveness:

<b>Sr. No.</b>	<b>Skill, Expertise and Competencies</b>	<b>Brief Particulars</b>	<b>Names of Directors who possess these skills</b>
1	Leadership	The Board members need to extend leadership experience for an enterprise resulting in a practical understanding of organisation, processes and risk management. The Board members need to demonstrate strengths in driving change and long term growth. They should be a thought leader for the Company and be a role model in good governance and ethical conduct of business, while encouraging the organization to maximize shareholder value.	a) Mr. Vivek Talwar b) Ms. Poonam Talwar c) Dr. Ajaybir Singh Jasbir Singh Bakshi d) Mr. Santhosh Kumar Shet e) Mr. Harsh Kedia f) Ms. Priyanka Agarwal
2	Financial Knowledge	The Board members need to have adequate financial knowledge. They need to have proficiency in financial management, capital allocation and financial reporting processes and should also have the ability to understand financial policies and accounting statements.	
3	Industry knowledge and experience	The Board members need to possess knowledge of the industry/business in which the Company operates viz. Tiles, Marbles and Mosaic. The Board members should also possess adequate knowledge about the real estate industry.	
4	Governance	The Board members should have experience in developing governance practices, serving the best interests of all stakeholders, maintaining board and management accountability and driving corporate ethics and values.	

**3. COMMITTEES OF THE BOARD****(i) Audit Committee**

The Audit Committee of the Board of Directors is constituted pursuant to the provisions of Section 177 of the Act and Regulation 18 of the Listing Regulations. As on March 31, 2024, Audit Committee comprised of 4 (Four) Directors out of which 3 (Three) are Non-Executive Independent Directors and 1 (One) is Executive Director of the Company. All the members are well versed with finance, accounts, corporate laws and general business practices. Mr. Harsh Kedia, an Independent Director is the Chairman of the Committee. He is a qualified Chartered Accountant, possesses expertise in finance, administration and management.

The role of the Audit Committee is to provide directions and to oversee the internal audit and risk management functions, review of financial results and annual financial statements, interact with statutory auditors and such other matters as may be required in terms of the Act and Listing Regulations. The Committee acts as a link between the Statutory and Internal Auditors and the Board of the Company.



The terms of reference of Audit Committee are in accordance with Section 177 of the Act and Regulation 18 read with Part C of Schedule II of the Listing Regulations. Brief description of the material terms of reference are as follows:

- a) Oversight of the Company's financial reporting process and the disclosure of its financial information to ensure that the financial statement is correct, sufficient and credible.
- b) Recommend the appointment, remuneration and terms of appointment of auditors.
- c) Review, with the management, the annual and quarterly financial statements and auditor's report thereon before submission to the board for approval.
- d) Reviewing and monitoring the auditor's independence and performance and effectiveness of audit process.
- e) Approval or any subsequent modification of related party transactions.
- f) Scrutiny of inter-corporate loans and investments.
- g) Reviewing, with the management, performance of statutory and internal auditors, adequacy of the internal control systems.
- h) Review the functioning of the whistle blower mechanism.

**Composition, Meetings and Attendance for Financial Year 2023-24 are as follows:**

During the year under review, 4 (Four) meetings of the Audit Committee were held on May 30, 2023; August 12, 2023; November 09, 2023 and February 12, 2024.

Sr. No.	Name of the Member	Category	No. of Meetings held	No. of Meetings attended
1	Mr. Harsh Kedia- Chairman	Independent Director	4	4
2	Dr. Ajaybir Singh Jasbir Singh Bakshi	Independent Director	4	4
3	Ms. Priyanka Agarwal	Independent Director	4	4
4	Mr. Vivek Talwar	Executive Director	4	4

Chief Financial Officer, Representative of Statutory Auditors and Internal Auditor are invitees at the Audit Committee meetings.

M/s. M M Nissim & Co. LLP, Chartered Accountants, has carried out the Statutory Audit for Financial Year 2023-24.

Pursuant to the Code of Conduct for Prevention of Insider Trading, the details of the dealing in the Company's securities by the Designated Persons, if any, are placed before the Audit Committee on a quarterly basis.

The Company Secretary & Compliance Officer acts as the Secretary to the Audit Committee.

**(ii) Nomination and Remuneration Committee**

The Nomination and Remuneration Committee ("NRC") of the Board of Directors is constituted pursuant to Section 178 of the Act and Regulation 19 of the Listing Regulations. As on March 31, 2024, the NRC comprised of 3 (Three) Non- Executive Directors out of which 2 (Two) are Independent Directors and 1 (One) is Non-Executive Director of the Company.

The terms of reference of NRC are in accordance with Section 178 of the Act and Regulation 19 read with Part D of Schedule II of the Listing Regulations. Brief description of the material terms of reference are as follows:

- i. identifying persons who are qualified to become directors and who may be appointed in senior management in accordance with the criteria laid down;
- ii. recommending to the Board their appointment and removal and carrying out evaluation of every director's performance;
- iii. laying down the evaluation criteria for performance evaluation of Independent Directors, formulating the criteria for determining qualifications;
- iv. positive attributes and independence of a director etc.;
- v. recommend to the board, all remuneration, in whatever form, payable to senior management;
- vi. the Committee is also authorised for allotment of shares under the ESOP scheme of the Company.

The Company Secretary & Compliance Officer acts as the Secretary to the Nomination and Remuneration Committee.

**Composition, Meetings and Attendance for the Financial Year 2023-24 are as follows:**

During the year under review, 4 (Four) meetings of NRC were held on May 30, 2023; August 12, 2023; November 09, 2023 and December 18, 2023.

Sr. No.	Name of the Member	Category	No. of Meetings held	No. of Meetings attended
1	Dr. Ajaybir Singh Jasbir Singh Bakshi - Chairman	Independent Director	4	4
2	Mr. Santhosh Kumar Shet	Independent Director	4	4
3	Ms. Poonam Talwar	Non-Executive Director	4	4

**Performance Evaluation Criteria for Independent Directors:**

The performance evaluation of Independent Directors is done by the entire Board except for the Director who is being evaluated. A performance evaluation questionnaire is provided to all the board members to carry out the evaluation. Evaluation is carried on the basis of various factors which includes participation and contribution by a director, commitment, effective deployment of knowledge and expertise during the Board/Committee meetings, maintenance of confidentiality and independence of behaviour and judgment.

**(iii) Stakeholders Relationship Committee**

The Stakeholders Relationship Committee ("SRC") of the Board of Directors is constituted pursuant to Section 178 of the Act and Regulation 20 of the Listing Regulations. As on March 31, 2024, the SRC comprised of 3 (Three) Directors out of which 2 (Two) are Non-Executive Director including 1 (One) Independent Director and 1 (One) Executive Director. The Company Secretary & Compliance Officer acts as the Secretary of the Stakeholders Relationship Committee.

**Composition, Meetings and Attendance for the Financial Year 2023-24 are as follows:**

During the year under review, 1 (One) meeting of SRC was held on February 12, 2024.

Sr. No.	Name of the Member	Category	No. of Meetings held	No. of Meetings attended
1	Mr. Santhosh Kumar Shet - Chairman	Independent Director	1	1
2	Mr. Vivek Talwar	Executive Director	1	1
3	Ms. Poonam Talwar	Non-Executive Director	1	1

There were no complaints of Shareholders pending as on March 31, 2024. Details of complaints received and redressed during the Financial Year 2023-24 are as follows:

Opening Balance	Received during the year	Resolved during the year	Closing Balance
0	0	0	0

**Compliance Officer**

Mrs. Geeta Shah, Company Secretary of the Company, is the Compliance Officer of the Company and can be contacted at:

**Address:** 3/A, Recondo Compound, Sudam Kalu Ahire Marg, Glaxo, Worli Colony, Mumbai, Maharashtra, India, 400030

**E-Mail Id:** [investorgrievances@nitco.in](mailto:investorgrievances@nitco.in)

**4. PARTICULARS OF SENIOR MANAGEMENT PERSONNEL ('SMP')**

In accordance with applicable provisions of the Listing Regulations, the SMPs of the Company as on March 31, 2024 including the changes in the SMPs since the closure of the previous financial year are as follows:

<b>Sr. No.</b>	<b>Name of the Senior Management Personnel</b>	<b>Designation</b>
1.	Ms. Anikaa Wasan	Designated Director
2.	Mr. Diviyang Chheda	President-Operations
3.	Mr. Sitanshu Satapathy <sup>^</sup>	Chief Financial Officer
4.	Mrs. Geeta Shah	Company Secretary and Compliance Officer
5.	Ms. Reema Remy <sup>#</sup>	Assistant General Manager-Human Resource
6.	Mr. Subrata Basu	Vice President- Marketing

<sup>^</sup>Appointed as Chief Financial Officer and SMP on August 12, 2023.

<sup>#</sup> Ceased to be Assistant General Manager-Human Resource on April 30, 2024.

**5. REMUNERATION OF DIRECTORS**

The remuneration of the Managing Director is fixed by the Board of Directors and approved by the shareholders in the General Meeting. The remuneration of the Non-Executive Directors is restricted only to sitting fees for attending the Board/Committee meetings.

The details of remuneration to Directors for the Financial Year ended March 31, 2024 are as under:

							(Rs. in lacs)
<b>Sr No.</b>	<b>Name of Directors</b>	<b>Category</b>	<b>Salary</b>	<b>Perquisites and other benefits</b>	<b>Commission</b>	<b>Sitting fees</b>	<b>Total</b>
1	Mr. Vivek Talwar <sup>*</sup>	Managing Director	-	-	-	-	-
2	Ms. Poonam Talwar	Non-Executive Director	-	-	-	2.05	<b>2.05</b>
3	Dr. Ajaybir Singh Jasbir Singh Bakshi	Non-Executive Independent Director	-	-	-	2.85	<b>2.85</b>
4	Mr. Santhosh Kumar Shet	Non-Executive Independent Director	-	-	-	2.10	<b>2.10</b>
5	Mr. Harsh Kedia	Non-Executive Independent Director	-	-	-	2.65	<b>2.65</b>
6	Ms. Priyanka Agarwal	Non-Executive Independent Director	-	-	-	2.65	<b>2.65</b>

<sup>\*</sup>Mr. Vivek Talwar, Managing Director, was not paid any remuneration during the Financial Year 2023-24.

Except Ms. Poonam Talwar, none of the Non-Executive Directors hold any shares or instrument convertible to shares during the Financial Year 2023-24.

**Criteria for making payments to Non-Executive Directors (NEDs):**

The Company is hugely benefitted from the expertise, advice and inputs provided by the Non-Executive Directors (NEDs). The NEDs bring in a wider perspective in the deliberations and decision making of the Board which adds value to the Company.

The Company makes payment to Non-Executive Directors of the Company as per the Nomination and Remuneration Policy of the Company. The Non-Executive Directors shall be entitled to receive remuneration by way of sitting fees, reimbursement for expenses for participating in the Board / Committee Meetings/ General Body Meetings.

## 6. SUBSIDIARY COMPANIES

Subsidiary companies of the Company are managed by their respective Board having the rights and obligations to manage such companies in the best interest of their stakeholders. The Company monitors performance of significant unlisted subsidiary company, *inter alia*, by the following means:

- (a) Financial statements, in particular the investments, if any, made by the subsidiary company(ies) are reviewed by the Audit Committee of the Company.
- (b) All significant transactions and arrangements, if any, entered into by the subsidiary company(ies) are placed before the Audit Committee of the Company.

The Company adopted a Policy for determining material subsidiaries of the Company pursuant to Regulation 16(1) (c) of the Listing Regulations. This policy is available on the Company's website at <https://www.nitco.in/corporate/investors/PDFFiles/Policy-for-determining-Material-Subsidiaries-after-amendment.pdf>.

## 7. GENERAL BODY MEETINGS

Location, date and time of Annual General Meetings held during the preceding 3 (Three) years and Special Resolutions passed thereat are as follows:

Financial Year	Date	Day	Time	Location/ Deemed Location	Whether passed any Special Resolution
2022-23 57 <sup>th</sup> AGM	September 25, 2023	Monday	11:30 A.M. through Video Conferencing/ Other Audio Visual Means	Plot No. 3, NITCO House, Kanjur Village Road, Kanjurmarg (East), Mumbai 400 042	No
2021-22 56 <sup>th</sup> AGM	September 30, 2022	Friday	11:00 A.M. through Video Conferencing/ Other Audio Visual Means	Plot No. 3, NITCO House, Kanjur Village Road, Kanjurmarg (East), Mumbai 400 042	No
2020-21 55 <sup>th</sup> AGM	September 24, 2021	Friday	11:00 A.M. through Video Conferencing/ Other Audio Visual Means	Plot No. 3, NITCO House, Kanjur Village Road, Kanjurmarg (East), Mumbai 400 042	No

Further, no special resolution is proposed to be conducted through postal ballot at the time of ensuing Annual General Meeting.

## 8. MEANS OF COMMUNICATION

- I. **Financial Result:** The quarterly, half-yearly and annual results of the Company are regularly submitted to the National Stock Exchange of India Limited (NSE) and BSE Limited (BSE) as well as uploaded on the Company's website and are published in newspapers within 48 hours in one English and in one Marathi newspapers i.e. Financial Express (English) and Mumbai Lakshdeep (Marathi).

Additionally the results, shareholding pattern of the Company and other important information are displayed periodically on the Company's website at [www.nitco.in](http://www.nitco.in).

- II. **Company's Website:** The Company's corporate website [www.nitco.in](http://www.nitco.in) depicts comprehensive information about the business activities of the Company. The website contains a separate dedicated section "Investors" where shareholder related information is available such as financial results, annual reports, shareholding patterns, quarterly corporate governance report etc.

Information available also includes the policies framed by the Company under various laws and regulations, contact information of the Nodal Officer and Designated Officials responsible for assisting and handling investor grievances, email address for grievance & redressal and other relevant details, details of familiarization programs imparted to Independent Directors and such other information as may be required to be uploaded on the website of the Company in compliance / accordance with Regulation 46 of the Listing Regulations as amended from time to time. The achievements are also posted on the Company's website. Press Releases, if any, made by the Company from time to time will also be displayed on the Company's website.



During the year under review, the Company has not made any presentations to institutional investors or to the analysts.

The means of communication between the Company and the shareholders is transparent and investor friendly and the Company takes all possible endeavours to inform its stakeholders about every material information having bearing on the performance and operations of the Company and other price sensitive information.

- III. Stock Exchanges:** The Company also informs, by way of intimation/announcement to the stock exchanges all price-sensitive matters or such other matters which in its opinion are material and relevant to shareholders. All data/reports required to be filed with the stock exchanges have been regularly filed.
- IV. Management Discussion and Analysis Report:** A report on Management Discussion and Analysis is appended and forms a part of this Annual Report.
- V. NSE Electronic Application Processing System (NEAPS):** The NEAPS is a web based application designed by NSE for Corporates. All periodical compliances which includes filing of Shareholding Pattern, Corporate Governance Report, Announcements etc. are filed electronically on NEAPS.
- VI. BSE Listing Centre:** The BSE Listing Centre is a web based application designed by BSE for Corporates. All periodical compliances which includes filing of Shareholding Pattern, Corporate Governance Report, Announcements etc. are filed electronically on BSE Listing Centre.
- VII. SEBI Complaints Redress System (SCORES):** The investor complaints are processed in a centralized web based complaints redress system. The salient features of this system are centralised database of all complaints, online upload of Action Taken Reports (ATRs) by the Company and online viewing by investors of actions taken on the complaint and its current status.

**9. GENERAL SHAREHOLDER’S INFORMATION**

**a. Annual General Meeting (AGM):**

Day, Date and time	<b>Friday, September 20, 2024 at 12:00 P.M. (IST)</b>
Venue	The Ministry of Corporate Affairs and SEBI vide its relevant circulars, has permitted the holding of the Annual General Meeting through Video-Conferencing/Other Audio Visual Means ('VC / OAVM'), without the physical presence of the Members at a common venue. In compliance with the provisions of the Act, MCA and SEBI Circulars, the 58 <sup>th</sup> AGM of the Company is being conducted through VC / OAVM.

**b. Financial year:** The Company follows April 01 to March 31 as its financial year.

**c. Dividend Payment Date:** Not Applicable.

**d. Listing on stock exchanges:** The Company’s equity shares are listed on the National Stock Exchange of India Limited and BSE Limited. The Company has paid listing fees to the stock exchanges for the Financial Year 2024-25.

**e. Stock code/symbol/ ISIN/ CIN:**

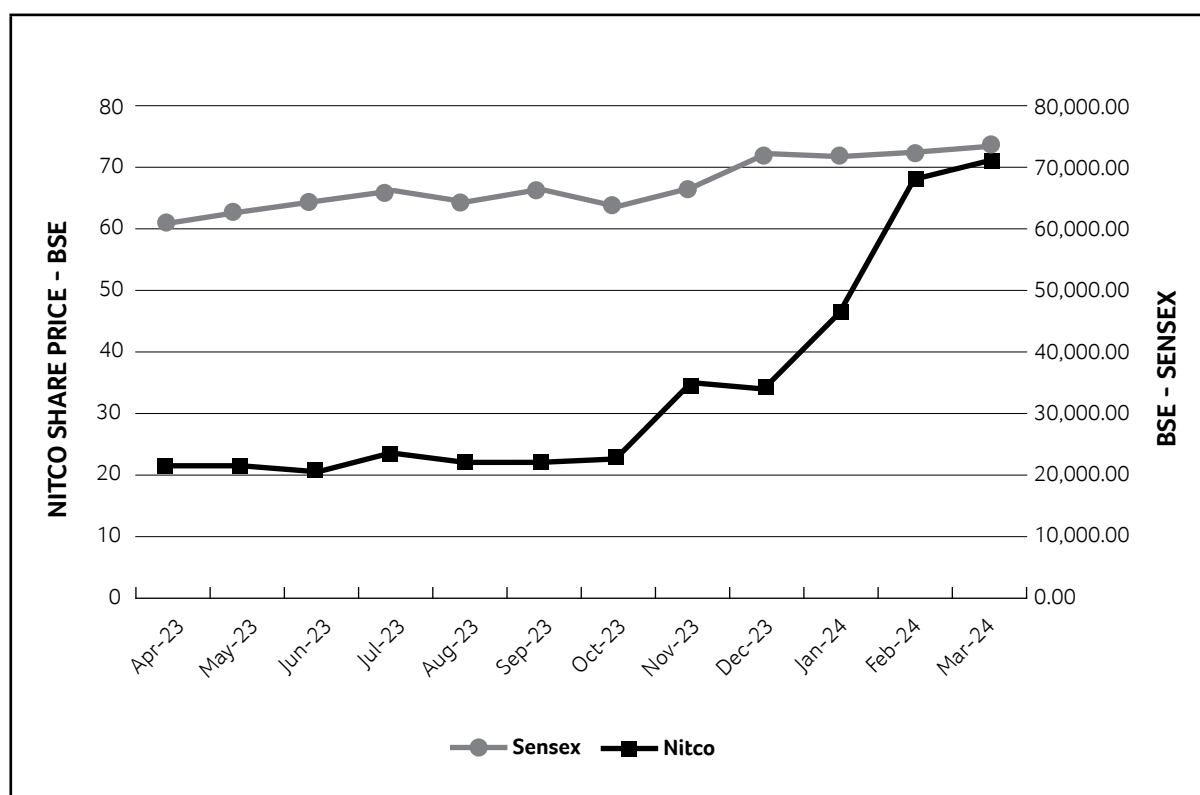
Name of Stock Exchange	Stock Code/ Symbol	Address
BSE Limited	532722	Phiroze Jeejeebhoy Towers, Dalal Street, Mumbai - 400 001
National Stock Exchange of India Limited	NITCO	Exchange Plaza, Plot No. C/1, G Block, Bandra - Kurla Complex, Bandra (E), Mumbai - 400051.
<b>ISIN</b>	INE858F01012	
<b>Corporate Identification Number</b>	L26920MH1966PLC016547	

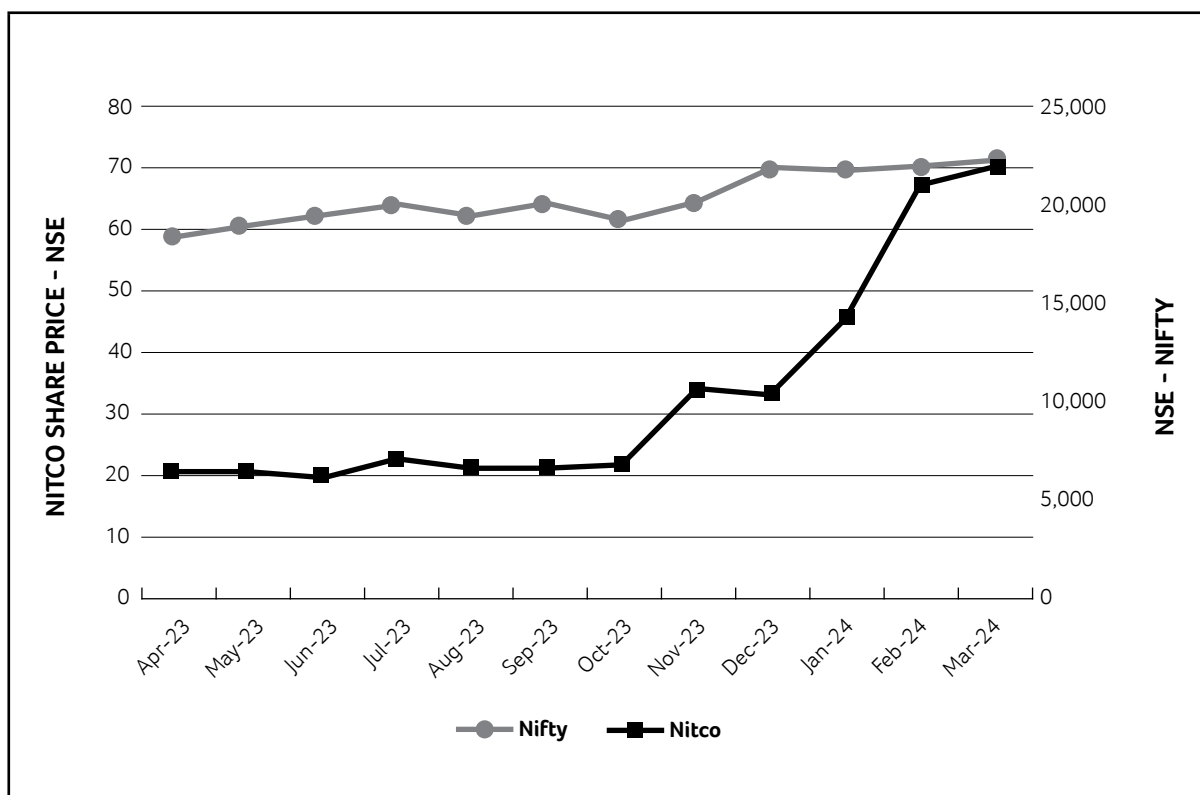
**f. Market Price Data at BSE and NSE:**

Details of high and low during each month of the Financial Year under review on BSE Limited ("BSE") and National Stock Exchange of India Limited ("NSE") are as under:

Month	Stock Exchange					
	BSE			NSE		
	High (Rs.)	Low (Rs.)	Sensex (Close)	High (Rs.)	Low (Rs.)	Nifty 50 (Close)
Apr-23	21.00	18.97	61,112.44	21.40	18.80	18,065.00
May-23	21.20	17.50	62,622.24	20.25	17.50	18,534.40
Jun-23	20.10	17.50	64,718.56	20.25	17.85	19,189.05
Jul-23	23.02	17.50	66,527.67	23.50	17.90	19,753.80
Aug-23	22.25	16.85	64,831.41	22.35	17.00	19,253.80
Sep-23	21.80	17.70	65,828.41	22.00	17.80	19,638.30
Oct-23	22.75	18.10	63,874.93	22.80	18.00	19,079.60
Nov-23	34.42	21.36	66,988.44	34.35	21.30	20,133.15
Dec-23	34.00	26.98	72,240.26	33.95	26.75	21,731.40
Jan-24	46.06	30.81	71,752.11	45.55	31.20	21,725.70
Feb-24	68.29	46.98	72,500.30	67.05	46.45	21,982.80
Mar-24	70.96	50.60	73,651.35	69.65	50.70	22,326.90

**g. Performance of share price of the Company (NITCO) in comparison with the BSE-Sensex and NSE Nifty:**





**h. The Equity Shares of the Company have not been suspended from trading by the SEBI and/or Stock Exchanges in Financial Year 2023-24.**

**i. Registrar and Share Transfer Agent/Address for correspondence :**

**Link Intime India Private Limited**

C-101, 247 Park, LBS Marg,  
 Vikhroli (West), Mumbai- 400 083  
 Tel: 022 4918 6000  
 Website: [www.linkintime.co.in](http://www.linkintime.co.in)

**j. Share Transfer System:**

In terms of Regulation 40(1) of the Listing Regulations, as amended from time to time, securities can be transferred only in dematerialized form with effect from April 1, 2019, except in case of request received for transmission or transposition of securities. Further, SEBI had fixed March 31, 2021 as the cut-off date for re-lodgement of transfer deeds and the shares that are re-lodged for transfer shall be issued only in dematerialised mode. The requests for effecting transfer/transmission/transposition of securities shall not be processed unless the securities are held in the dematerialised form. Transfers of equity shares in electronic form are effected through the depositories with no involvement of the Company. Members holding shares in physical form are requested to consider converting their holdings to dematerialized form to facilitate transfers and avail other benefits of dematerialisation, which includes easy liquidity, electronic transfer and elimination of any possibility of loss of documents and bad deliveries.

The Company obtains yearly certificate from a Company Secretary in Practice for due compliance of share transfer formalities as per the requirement of Regulation 40(9) of the Listing Regulations. As stipulated by SEBI, a Company Secretary in Practice carried out an Audit, on quarterly basis, to reconcile the total admitted capital with National Securities Depository Limited and Central Depository Services (India) Limited and the total issued & listed capital. Such reconciliation of share capital audit report was submitted to Stock Exchanges on quarterly basis.

**k. Shareholding pattern as on March 31, 2024:**

Category	No. of shares held	Percentage of total Shareholding
<b>A Promoter's holding</b>		
Promoters & Promoters' holding	3,44,44,945	47.93
<b>Sub-total</b>	<b>3,44,44,945</b>	<b>47.93</b>
<b>B Public shareholding</b>		
Institutions	1,10,20,772	15.34
Central / State Government	2,000	0.00
Non-Institutions	2,63,91,238	36.73
<b>Sub-total</b>	<b>3,74,14,010</b>	<b>52.07</b>
<b>C Grand Total (A+B)</b>	<b>7,18,58,955</b>	<b>100.00</b>

**l. Distribution of shareholding as on March 31, 2024:**

No. of equity shares	No. of shareholders	Percentage of Shareholders	Number of shares	Percentage of Share holding
1-500	17,925	83.4536	19,16,398	2.6669
501-1000	1,442	6.7135	12,14,092	1.6895
1001-2000	772	3.5942	12,10,562	1.6846
2001-3000	350	1.6295	9,19,636	1.2798
3001-4000	155	0.7216	5,65,393	0.7868
4001-5000	201	0.9358	9,70,238	1.3502
5001-10000	294	1.3688	23,15,534	3.2223
10001 and above	340	1.5829	6,27,47,102	87.3198
<b>Total</b>	<b>21,479</b>	<b>100.00</b>	<b>7,18,58,955</b>	<b>100.00</b>

**m. Dematerialisation of Shares and Liquidity:**

The Company has executed agreement with both the depositories of the Country i.e. National Securities Depositories Limited (NSDL) and Central Depository Services (India) Limited (CDSL) for admission of its securities under dematerialised mode. International Securities Identification Number (ISIN) allotted to the Equity Shares of the Company is INE858F01012.

**n. Outstanding Global Depository Receipts (GDRs)/American Depository Receipts (ADRs)/Warrants or any convertible instruments, conversion date and likely impact on Equity:**

The Company has not issued any GDRs / ADRs and there are no warrants or any convertible instruments during the Financial Year.

**o. Plant Locations:**

The Marble division of the Company is located at Silvassa (Dadra and Nagar Haveli).

**p. Correspondence Addresses:**

Shareholders' correspondence may be addressed to the Registrar & Transfer Agent. Investors can also mail their queries to the Company at [investorgrievances@nitco.in](mailto:investorgrievances@nitco.in) for redressal. Shareholders holding shares in electronic mode should address all their correspondence to their respective Depository Participants.

**q. Credit Ratings:**

There was no requirement of obtaining any Credit Ratings during the year under review.



**10. OTHER DISCLOSURES****(i) Related Party Transactions ('RPT')**

In terms of the Indian Accounting Standard - 24 "Related Party Disclosures", as notified under the Companies (Indian Accounting Standards) Rules, 2015, the Company has identified the related parties covered therein and details of transactions with such related parties have been disclosed in Note No. 34 to the Standalone Financial Statements forming part of this Annual Report.

Transactions with related parties entered into by the Company are in the ordinary course of business and on arm's length basis and do not have potential conflicts with the Company. Pursuant to the omnibus approval granted by the Audit Committee, the RPTs entered into by the Company are reviewed by them at least on a quarterly basis.

The details of the transactions with the related parties are placed before the Audit Committee on a quarterly basis in compliance with the provisions of Section 177 of the Act and Rules framed thereunder and Regulation 23 of the Listing Regulations. During the year under review, the Company has filed with Stock Exchanges disclosure of Related Party Transactions on a consolidated basis under Regulation 23(9) of the Listing Regulations.

Pursuant to the Regulation 23 of the Listing Regulations, the Company has adopted a Policy on materiality of the Related Party Transactions and on dealing with Related Party Transactions. The Policy is available on the Company's website <https://www.nitco.in/corporate/investors/PDFFiles/Nitco-RPT-Policy-New-FEB-2020.pdf>.

**(ii) Compliances by the Company**

The Company has complied with the requirements of the Companies Act, 2013, Secretarial Standards and rules framed thereunder, Stock Exchanges, SEBI and other statutory authorities on all matters related to capital markets during the last three years.

**(iii) Whistle Blower Policy**

The Company has adopted a Whistle Blower Policy and established the necessary Vigil Mechanism, which is in line with Section 177 of the Act and Regulation 22 of the Listing Regulations. Pursuant to the Policy, the Whistle Blower can raise concerns about illegal or unethical practices (as defined in the Policy).

The Whistle Blower Policy provides a mechanism for stakeholders including Employees and Directors to approach the Chairperson of the Audit Committee of the Company. The Audit Committee oversees the functioning of the same. The Whistle Blower Policy is hosted on the Company's website <https://www.nitco.in/corporate/investors/PDFFiles/Nitco-Whistle-Blower-Policy-June-2020.pdf>.

During the year under review, the Company has not received any complaint through Vigil Mechanism. It is affirmed that no personnel of the Company have been denied access to the Audit Committee.

**(iv) Code of Conduct for Directors and Senior Management**

In terms of Regulation 17(5) of the Listing Regulations, the Company has laid down and adopted a Code of Conduct for its Directors and Senior Management Personnel, which is also hosted on the Company's website <https://www.nitco.in/corporate/investors/code-of-conduct>.

The Company has received confirmation from all Directors and Senior Management Personnel regarding compliance with the Code of Conduct during the year under review as required under Regulation 26(3) of the Listing Regulations. Pursuant to Schedule V(D) of the Listing Regulations, a declaration signed by the Chairman & Managing Director of the Company to this effect forms part of this Report.

**(v) CEO / CFO Certification**

Pursuant to provisions of Regulation 17(8) of the Listing Regulations, the Managing Director and Chief Financial Officer of the Company have certified to the Board regarding the review on the Financial Statements, Cash Flow Statements and other related matters for the Financial Year ended March 31, 2024. The Certificate forms part of the Annual Report.

**(vi) Accounting treatment**

The Company has followed accounting principles generally accepted in India, including the Indian Accounting Standards (Ind AS) as specified under Section 133 of the Act and other relevant provision of the Act and has uniformly applied the Accounting Policies during the year under review.

**(vii) Remuneration to Statutory Auditors**

M/s. M M Nissim & Co LLP, Chartered Accountants (ICAI Firm Registration No. 107122W/W100672 the Statutory Auditors of the Company, is responsible for performing an independent audit of the Financial Statements and expressing an opinion on the conformity of those financial statements with accounting principles generally accepted in India.

During the year 2023-24, the Company paid Limited Review/ Statutory Audit fees of Rs. 10,00,000 plus GST to M/s. M M Nissim & Co LLP, Chartered Accountants.

None of the subsidiary companies have availed any services from the statutory auditors of the Company during the Financial Year 2023-24.

**(viii) Details of utilization of funds raised through preferential allotment or qualified institutions placement as specified under Regulation 32 (7A)**

During the year under review, the Company did not raise any funds through preferential allotment or qualified institutions placement.

**(ix) Commodity price risk, foreign exchange risk and hedging activities**

The Company does not deal in commodities and has no foreign exchange or hedging exposures hence disclosures relating to risk management policy with respect to commodities, commodity price risks, foreign exchange risk and hedging thereof in terms of SEBI circular no. SEBI/HO/CFD/CMD1/CIR/P/2018/000000141 dated November 15, 2018 is not applicable.

**(x) Certificate from Company Secretary in Practice**

M/s. Mihen Halani & Associates, Practicing Company Secretaries (Membership No. 9926 & CP No. 12015) have certified that as on the date of the report, none of the Directors on the Board of the Company have been debarred or disqualified from being appointed or continuing as Directors, by the Board/Ministry of Corporate Affairs or any such statutory authority. The Certificate forms part of the Annual Report.

**(xi) Recommendation of Committees**

All recommendations/submissions made by various Committees of the Board during the Financial Year 2023-24 were accepted by the Board of Directors of the Company.

**(xii) Disclosures in relation to Sexual Harassment of Women at Workplace (Prevention, Prohibition and Redressal) Act, 2013**

The Company has a policy on prevention of Sexual Harassment at Workplace as per the requirements of the Sexual Harassment of Women at Workplace (Prevention, Prohibition and Redressal) Act, 2013. An Internal Complaints Committee (ICC) consisting of 5 (Five) members (including 1 external member) has been formed to address complaints regarding sexual harassment of women at workplace. Disclosure for the year under review:

Sr. No.	Particulars	Number
1.	Number of complaints filed during the financial year	NIL
2.	Number of complaints disposed of during the financial year	NIL
3.	Number of complaints pending as on end of the financial year	NIL

**(xiii) Disclosure by listed entity and its subsidiaries of 'Loans and advances in the nature of loans to firms/ companies in which director are interested by name and amount'**

During the financial year under review, the Company and its subsidiaries have not extended any loans and advances in the nature of loans to any firms / companies in which directors are interested.

**(xiv) Details of material subsidiaries of the listed entity including the date and place of incorporation and the name and date of appointment of the statutory auditors of such subsidiaries**

As per the Regulation 16(1)(c) of the Listing Regulations, during the year under review no Subsidiary Companies fall under the category of material subsidiary of the Company.

**(xv) Transfer of Unclaimed / Unpaid Dividend**

In the previous years, the Company has transferred all the unclaimed / unpaid dividends to the Investor Education and Protection Fund (IEPF), established by the Central Government in terms of the provisions of Section 125 of the Act. There is no amount lying in the unpaid dividend account of the Company. Further, as per the provisions of the Act and rules framed thereunder, the Company has transferred shares in respect of which the dividend remained unclaimed for a period of seven consecutive years to IEPF Account.

**(xvi) Unclaimed shares (Equity shares in the Suspense Account)**

As per SEBI’s circular no. CIR/CFD/DIL/10/2010 dated December 16, 2010 read with Regulation 39(4) of the Listing Regulations, the Company has opened Unclaimed Suspense Account i.e. “Nitco Limited - Unclaimed Securities Suspense Account” with LKP Securities Limited and the unclaimed shares lying with the Company have been dematerialized and credited to Nitco Limited – Unclaimed Securities Suspense Account.

Aggregate number of shareholders and the outstanding shares in the suspense account lying at the beginning of the year	11 shareholders entitled for 785 Shares
Number of shareholders who approached the Company for transfer of shares from suspense account during the year	NIL
Number of shareholders to whom shares were transferred from suspense account during the year	NIL
Aggregate number of shareholders and the outstanding shares in the suspense account during the year	11 shareholders entitled for 785 Shares
Voting Rights on these shares	The voting rights shall remain frozen till the rightful owner of such shares claims the shares.

**(xvii) Nomination facility**

Shareholders holding shares in the physical form and desirous of making a nomination in respect of their holding in the Company, as permitted under Section 72 of the Act, are requested to submit Form SH-13, as prescribed for this purpose, to the Company.

**(xviii) Consolidation of folios and avoidance of multiple mailing**

In order to enable the Company to reduce costs and duplicity of efforts for investor servicing, members who may have more than one folio in their individual name or jointly with other persons mentioned in the same order, are requested to consolidate all similar holdings under one folio. This would help in monitoring the folios more effectively. Members may write to the Registrar and Share Transfer Agent indicating the folio numbers to be consolidated.

**(xix) National Electronic Clearing Service (NECS) Mandate**

Members holding shares in dematerialized form are requested to intimate all changes pertaining to their bank details, National Electronic Clearing Service (NECS), Electronic Clearing Service (ECS), mandates, nominations, power of attorney, change of address, change of name, e-mail address, contact numbers, etc., to their Depository Participant (DP). The changes intimated to their respective DP will then be automatically reflected in the Company’s records which will help the Company and the Company’s Registrar and Transfer Agent to provide efficient and better services. Members holding shares in physical form are requested to intimate such changes to Company’s Registrar and Transfer Agent.

**(xx) Status of adoption/compliance of Non mandatory/ discretionary requirements as specified in Part E of Schedule II of the Listing Regulations**

**The Board**

The Chairman of the Company is an Executive Director (Managing Director).

**Shareholder Rights**

Details are given under heading ‘Means of Communication’.

**Modified opinion(s) in audit report**

The Statutory Auditor has given modified opinion in their Audit Report for the Financial Year ended March 31, 2024.

**Separate posts of Chairman and the Managing Director or the Chief Executive Officer**

The same person is acting as a Chairman & Managing Director (Executive Director) of the Company.

**Reporting of Internal Auditor**

The Internal Auditor directly reports to the Audit Committee.

**(xxi) Compliance Disclosure**

The Company has adhered to the requirements stipulated under Regulations 17 to 27 read with Para C and D of Schedule V and clauses (b) to (i) of sub-regulation (2) of Regulation 46 of the Listing Regulations as applicable with regards to Corporate Governance.

**For and on behalf of the Board**

**Vivek Talwar**  
**Chairman & Managing Director**  
**DIN: 00043180**

**Date: May 29, 2024**

**Place: Mumbai**



## DECLARATION REGARDING COMPLIANCE BY BOARD MEMBERS AND SENIOR MANAGEMENT PERSONNEL WITH THE COMPANY'S CODE OF CONDUCT

In accordance with Regulation 26 of the SEBI (Listing Obligations and Disclosure Requirements) Regulations, 2015, I hereby confirm and declare that all the Board of Directors and the Senior Management Personnel of the Company have affirmed compliance with the 'Code of Conduct for Board Members and Senior Management' laid down for them for the financial year ended March 31, 2024.

For NITCO Limited

Vivek Talwar  
Chairman & Managing Director  
DIN: 00043180

Date: May 29, 2024

Place: Mumbai

## CERTIFICATE OF PRACTICING COMPANY SECRETARY ON CORPORATE GOVERNANCE

To,  
The Members of NITCO Limited  
CIN: L26920MH1966PLC016547

We have examined the compliance of conditions of Corporate Governance by NITCO Limited ("the Company"), for the year ended on March 31, 2024, as stipulated in Regulation 17 to 27 and clauses (b) to (i) of sub-regulation (2) of regulation 46 and para C, D and E of Schedule V of SEBI (Listing Obligations and Disclosure Requirements) Regulations, 2015.

The compliance of conditions of Corporate Governance is the responsibility of the management. Our examination was limited to procedure and implementation thereof, adopted by the Company for ensuring the compliance of the conditions of the Corporate Governance. It is neither an audit nor an expression of opinion on the financial statements of the Company.

In our opinion and to the best of our information and according to the explanations as given to us, we certify that the Company, to the extent applicable, has complied with the conditions of Corporate Governance as stipulated in Regulations 17 to 27, clauses (b) to (i) of sub-regulation (2) of Regulation 46 and Para C, D and E of Schedule V of SEBI LODR Regulations **except the following:-**

- a. The company is in the due process of updating its following Policies as required under regulations 23, 24, 30 of the SEBI (Listing Obligations and Disclosure Requirements) Regulations, 2015, as amended from time to time.
  - i. Policy of Materiality of Related Party Transactions and on dealing with Related Party Transactions;
  - ii. Policy for Determining Material Subsidiaries;
  - iii. Policy on Criteria for Determining Materiality of Events.

We state that in respect of investor's grievance received during the year ended March 31, 2024, the Registrar and Transfer Agent of the Company have certified that as at March 31, 2024, there were no investors' grievances remaining unattended / pending to the satisfaction of the investor.

We further state that such compliance is neither an assurance as to the future viability of the Company nor the efficiency or effectiveness with which the management has conducted the affairs of the Company.

For MIHEN HALANI & ASSOCIATES  
Practicing Company Secretaries

Date: May 29, 2024  
Place: Mumbai  
UDIN: F009926F000490142

Mihen Halani  
(Proprietor)  
CP No: 12015  
FCS No: 9926

## CERTIFICATE OF NON-DISQUALIFICATION OF DIRECTORS

*(pursuant to Regulation 34(3) and clause (10) (i) of Para C of Schedule V to the SEBI (Listing Obligations and Disclosure Requirements) Regulations, 2015)*

**To,**  
**The Members,**  
**NITCO LIMITED**  
**CIN: L26920MH1966PLC016547**  
**Address: 3/A, Recondo Compound, Sudam Kalu Ahire Marg, Glaxo,**  
**Worli Colony, Mumbai-400030, Maharashtra, India.**

We have examined the relevant registers, records, forms, returns and disclosures received from the Directors of Nitco Limited bearing CIN - L26920MH1966PLC016547 and having registered office at 3/A, Recondo Compound, Sudam Kalu Ahire Marg, Glaxo, Worli Colony, Mumbai-400030, Maharashtra, India (**hereinafter referred to as “the Company”**), produced before us by the Company for the purpose of issuing this Certificate, in accordance with Regulation 34(3) read with Schedule V Para-C Sub clause 10(i) of the Securities and Exchange Board of India (Listing Obligations and Disclosure Requirements) Regulations, 2015.

In our opinion and to the best of our information and according to the verifications including Directors Identification Number (DIN) status at the portal of the Ministry of Corporate Affairs at ([“www.mca.gov.in”](http://www.mca.gov.in)) as considered necessary and explanations furnished to us by the Company and its officers, we hereby certify that none of the Directors on the Board of the Company as stated below for the Financial Year ending on March 31, 2024 have been debarred or disqualified from being appointed or continuing as Director of companies by the Securities and Exchange Board of India, Ministry of Corporate Affairs or any such other Statutory Authority.

<b>Sr. No.</b>	<b>Name of Director</b>	<b>DIN</b>	<b>Designation</b>	<b>Date of Appointment In Company</b>
1	Mr. Vivek Prannath Talwar	00043180	Executive Director & Managing Director	12/02/2014
2	Ms. Poonam Talwar	00043300	Non-Executive - Non Independent Director	19/10/2022
3	Mr. Ajaybir Singh Jasbir Singh Bakshi	07038685	Non-Executive - Independent Director	19/10/2022
4	Ms. Priyanka Agarwal	08089006	Non-Executive - Independent Director	11/11/2022
5	Mr. Harsh Kedia	09784141	Non-Executive - Independent Director	11/11/2022
6	Mr. Santhosh Kumar Shet	09784476	Non-Executive - Independent Director	11/11/2022

Ensuring the eligibility for the appointment / continuity of every Director on the Board is the responsibility of the management of the Company. Our responsibility is to express an opinion on these based on our verification. This certificate is neither an assurance as to the future viability of the Company nor of the efficiency or effectiveness with which the management has conducted the affairs of the Company.

**For MIHEN HALANI & ASSOCIATES**  
**Practicing Company Secretaries**

**Date: May 29, 2024**  
**Place: Mumbai**  
**UDIN: F009926F000490109**

**Mihen Halani**  
**(Proprietor)**  
**CP No: 12015**  
**FCS No: 9926**

**MANAGING DIRECTOR AND CHIEF FINANCIAL OFFICER CERTIFICATION  
UNDER REGULATION 17(8) OF SEBI (LISTING OBLIGATIONS AND DISCLOSURE  
REQUIREMENTS) REGULATIONS, 2015**

To,  
The Board of Directors,  
NITCO Limited

This is to certify that:

- a. We have reviewed financial statements and the cash flow statement for the Financial Year ended March 31, 2024 and that to the best of our knowledge and belief, we state that:
  - i. these statements do not contain any materially untrue statement or omit any material fact or contain statements that might be misleading;
  - ii. these statements together present a true and fair view of the Company's affairs and are in compliance with existing accounting standards, applicable laws and regulations.
- b. There are, to the best of our knowledge and belief, no transactions entered into by the Company during the year which are fraudulent, illegal or violative of the Company's Code of Conduct.
- c. We accept responsibility for establishing and maintaining internal controls for financial reporting and have evaluated the effectiveness of internal control systems of the Company pertaining to financial reporting and have disclosed to the auditors and the Audit Committee, deficiencies in the design or operation of such internal controls, if any, of which we are aware and the steps taken or proposed to be taken to rectify these deficiencies.
- d. We have indicated to the Auditors and the Audit Committee:
  - i. significant changes, if any, in internal control over financial reporting during the year;
  - ii. significant changes, if any, in accounting policies during the year and that the same have been disclosed in the notes to the financial statements; and
  - iii. instances of significant fraud of which we have become aware and the involvement therein, if any, of the management or an employee having a significant role in the Company's internal control system over financial reporting.

**For NITCO Limited**

**Vivek Talwar**  
Managing Director  
DIN: 00043180

**Sitanshu Satapathy**  
Chief Financial Officer

Date: May 29, 2024  
Place: Mumbai

# INDEPENDENT AUDITORS REPORT

To the members of Nitco Ltd

## Report on the Audit of the Standalone Financial Statements

### 1. Qualified Opinion

We have audited the Separate financial statements (also known as Standalone Financial Statements) of **NITCO Limited** (“the Company”), which comprise the Balance Sheet as at 31st March 2024, the Statement of Profit and Loss (including Other Comprehensive Income), Statement of Changes in Equity and Statement of Cash Flows for the year then ended, and a summary of material accounting policies and other explanatory information.

In our opinion and to the best of our information and according to the explanations given to us, except for the effects of the matter described in the Basis for Qualified Opinion section of our report, the aforesaid Standalone Financial Statements give the information required by the Companies Act, 2013 (“the Act”) in the manner so required and give a true and fair view in conformity with the Indian Accounting Standards (Ind AS) prescribed under Section 133 of the Act read with Companies (Indian Accounting Standards) Rules, 2015, as amended and other accounting principles generally accepted in India, of the state of affairs (financial position) of the Company as at 31st March 2024, and its losses (financial performance including Other Comprehensive Income), the Changes in Equity and its Cash Flows for the year ended on that date.

### 2. Basis for Qualified Opinion

#### Material Uncertainty Related to Going Concern

The Company continues to incur losses resulting in an erosion of its net worth and its current liabilities exceeds current assets as of 31st March 2024.

We draw your attention to Note 38 b (iv) of the Standalone Financial Statement as regards revocation of the existing restructured facilities (excluding the NCD and RPS facility) by JM Financial Asset Restructuring Company Limited (acting in its capacity as trustee of JMFARC-LVB Ceramics September 2014 - Trust). – (Financial Creditor), vide letter dated 19 September 2022, whereby dues amounting to Rs. 2,42,762.93 Lakhs has been restated (the amount appearing in books as on 31st March 2024 is Rs. 74,395.73 Lakhs).

On 15th November 2022, the Financial Creditor has made an Application under Section 7 of Insolvency and Bankruptcy Code, 2016 read with Rule 4 of the Insolvency and Bankruptcy (Application to Adjudicating Authority) Rules, 2016 with National Company Law Tribunal (NCLT) to initiate corporate insolvency resolution process.

Further, on 3rd November 2023, the Hon’ble Debt Recovery Tribunal – I, Mumbai has passed an order against the Company & in favour of JMFARC Ltd (acting in its capacity as trustee of JMFARC- Corporation Bank Ceramics September 2015- Trust) w.r.t filing of Miscellaneous Application under Securitization and Reconstruction of Financial Assets and Enforcement of Security Interest Act and issued recovery certificate to the tune of Rs. 7,138.82 Lakhs alongwith interest @ 14.45 percent per annum compounded with monthly rests.

We are informed that the Company is seeking appropriate legal advice and will take all appropriate steps to protect its interest in both the aforesaid matters. Accordingly, no adjustments have been made to the carrying values of the liabilities and their presentation and classifications in the standalone financial statement and are accounted on going concern basis.

On 20th April, 2024 the Company has received communication from JMFARC notifying that pursuant to the Assignment Agreement dated 20th April, 2024, JMFARC has assigned the financial assets of the Company together with all underlying rights, titles, interests, securities, guarantees etc. thereof in favour of Authum Investment & Infrastructure Limited (“AIII”)

*Due to revocation of existing facilities of JMFARC and their filing of application with NCLT to initiate Corporate Insolvency Resolution Process, alongwith issuance of recovery certificate of Rs. 7,138.82 Lakhs by the Debt Recovery Tribunal in their favour, we have concluded that material uncertainty exists relating to events or conditions that may cast significant doubt on the entity’s ability to continue as a going concern. The Company has received a communication regarding the assignment of the financial assets of the Company to AIII and is in the process of re-negotiating the terms with AIII. The Company is pursuing various avenues to raise funds, continue business operations and monetize its assets. The Company is in the process to conclude re-negotiation and obtain a replacement financing. Pending the outcome of the negotiations, we are not able to quantify the possible effects of this qualification on the Company’s loss for the year and Company’s financial position as at 31 March 2024.*

*Based on our audit conducted, we have concluded that material uncertainty exists relating to events or conditions that may cast significant doubt on the entity’s ability to continue as a going concern.*



**Our opinion is modified in respect of this matter.**

**Non Provision of Interest on Outstanding Loan of LIC**

*We draw attention to Note 38 b(v) to the Standalone Financial Statement, Company has not provided interest on the outstanding loan of LIC of Rs. 1,887.26 lakhs (Principal outstanding), as it is hopeful of its restructuring. This unilateral discontinuing of interest accrual by the Company is not in compliance with Ind AS 109 and has resulted in understatement of interest expense and consequential loss for the year of the Standalone Company to the extent of Rs. 2,850.65 Lakhs.*

**Our opinion is modified in respect of this matter.**

**3. Emphasis of Matter**

- i. We draw attention to Note no. 38 (b)(ii) to the Standalone Financial Statement which states that Additional Director General Foreign Trade (ADGFT) had levied penalty of Rs. 17,000.00 lakhs which is confirmed by the Appellate bench of DGFT, New Delhi. Management has received legal opinion that the order is bad in law. Hence no provision for the demand is made in the books.
- ii. We draw attention to Note no. 38 (b)(iii) to the Standalone Financial Statement which states that Revenue Department had raised a demand for unearned income of Rs. 6,967.03 Lakhs and no provision for the demand was made in the books as Company had received interim relief against the order from Bombay High Court. During the year, the Company has received an order from Revenue Department quashing this demand in favour of the Company
- iii. We draw attention to Note no. 7 to the Standalone Financial Statement which states that the Company had given Capital advances of Rs. 855.22 lakhs (previous year Rs. 995.98 Lakhs) to Saumya Buildcon Pvt Ltd (SBPL). The management has received balance confirmation from SBPL and has also reviewed SBPL’s financial statements to assess their ability to repay the advance. Based on this review, the Management expects advance to be fully recovered in FY 2025 and hence no provision has been made in the books of accounts for the same.
- iv. We draw attention to Note no. 43 to the Standalone Financial Statement, the balance with respect to certain bank balances, borrowings from banks & financial institutions, other current assets and liabilities are subject to confirmation and the balances are currently reported in the standalone financial statement as per the books of accounts.
- v. We draw attention to Note No.12(i) to the Standalone Financial Statement which states that Management has advanced money to Nitco Realities Private Limited by way of investments and loans which was further advanced by NRPL to its various subsidiary and other entities for acquiring land. Due to conditions of Real Estate market and financial crunch in company some of the proposed real estate project did not materialise. The management believes that the loans given by the Company to NRPL are recoverable and also the value of its Equity Investment is adequately supported. Accordingly, no provision for impairment in the value of its equity investment and expected credit loss for loans given is recorded by the Company.

Our opinion is not modified in respect of these matters.

**4. Key Audit Matters**

Key audit matters are those matters that, in our professional judgment, were of most significance in our audit of the financial statements of the current period. These matters were addressed in the context of our audit of the financial statements as a whole, and in forming our opinion thereon, and we do not provide a separate opinion on these matters.

Key audit matter	Our Response
<p><b>1) Assessment of impairment in valuation of investments and loan given to subsidiaries and Property, Plant and Equipment at Alibaug and Silvasa</b></p> <ul style="list-style-type: none"> <li>• The carrying values of the company’s Investments in subsidiaries and Property, Plant and Equipment are assessed annually by management for potential indicators of impairment.</li> <li>• For the above impairment testing, management has determined the value in use and the fair value less cost to sell as applicable.</li> <li>• We have identified the assessment of potential impairment of investments and loans given to subsidiaries and Property, Plant and Equipment at Alibaug and Silvasa location as a key audit matter.</li> </ul>	<p><b>Our audit procedures included, among others the following:</b></p> <ul style="list-style-type: none"> <li>• We have evaluated the key judgements / assumptions underlying management’s assessment of potential indicators of impairment;</li> <li>• We have studied available financial information including considerations of the economic conditions of the plant at Alibaug and audited financial statements of the subsidiaries;</li> <li>• We have evaluated the current approximate market price of the land, real estate properties at Alibaug and Silvasa and also where the subsidiaries have invested for computing the recoverable amount;</li> </ul>

- Impairment assessment involves significant degree of management judgement in determining the key assumptions and expected future cash flows.
- Valuation of underlying assets especially land with subsidiaries were done from Independent Valuer.
- We have checked the Valuation report of underlying assets done by Independent Valuer;
- We evaluated the independence, competence of the independent valuer;
- We read and assessed the relevant disclosures made within the standalone Ind AS financial statements.

### 2) Litigation, Claims and Contingent Liabilities

- Company is exposed to variety of different laws, regulations and interpretations thereof. Consequently, in the normal course of business, Provisions and Contingent Liabilities may arise from legal proceedings, constructive obligations and commercial claims.
- Management applies significant judgement when considering whether and how much to provide for the potential exposure of each matter.
- These estimates could change substantially over time as new facts emerge as each legal case or matters progresses.
- Given the different views possible, basis the interpretations, complexity and the magnitude of potential exposures and the judgement necessary to estimate the amount of provision required or determine required disclosures.
- We understood the processes, evaluated the design and implementation of controls and tested the operating effectiveness of the Company's controls over the recording and re-assessment of uncertain legal positions, claims and contingent liabilities.
- We held discussions with senior management including the person responsible for legal and compliance to obtain an understanding of the factors considered by management in classification of the matter as 'probable', 'possible' and 'remote'.
- Examined the Company's legal expenses on sample basis and read the minutes of the board meetings in order to ensure completeness.
- With respect to tax matters (direct and indirect), discussed with the Company's tax officers and obtained their views and strategies on significant cases, as well as the related technical grounds relating to their conclusions based on applicable tax laws.
- Assessing the decisions and rationale for provisions held or for decisions not to record provisions or make disclosures.
- For those matters where management concluded that no provisions should be recorded, considering the adequacy and completeness of the Company's disclosures.

### 5. Information Other than the Standalone Financial Statements and Auditor's Report thereon

The Company's Board of Directors is responsible for the preparation of the other information. The other information comprises the information included in the Board's Report including Annexures to Board's Report, Management Discussion and Analysis, Report on Corporate Governance, but does not include the Standalone Financial Statements and our auditor's report thereon. Our opinion on the Standalone Financial Statements does not cover the other information and we do not express any form of assurance conclusion thereon.

In connection with our audit of the Standalone Financial Statements, our responsibility is to read the other information and, in doing so, consider whether the other information is materially inconsistent with the Standalone Financial Statements or our knowledge obtained during the course of our audit or otherwise appears to be materially misstated.

If, based on the work we have performed, we conclude that there is a material misstatement of this other information, we are required to report that fact. We have nothing to report in this regard.

### 6. Management's Responsibility for the Standalone Financial Statements

The Company's Board of Directors is responsible for the matters stated in section 134(5) of the Act with respect to the preparation of these Standalone Financial Statements that give a true and fair view of the financial position, financial performance, Changes in Equity and Cash Flows of the Company in accordance with the Ind AS and other accounting principles generally accepted in India. This responsibility also includes maintenance of adequate accounting records in accordance with the provisions of the Act for safeguarding of the assets of the Company and for preventing and detecting frauds and other irregularities; selection and application of appropriate accounting policies; making judgments and estimates that are reasonable and prudent; and design, implementation and maintenance of adequate internal financial controls, that were operating effectively for ensuring the accuracy and completeness of the accounting records, relevant to the preparation and presentation of the Standalone Financial Statements that give a true and fair view and are free from material misstatement, whether due to fraud or error.

In preparing the Standalone Financial Statements, management is responsible for assessing the Company's ability to continue as a going concern, disclosing, as applicable, matters related to going concern and using the going concern basis of accounting unless management either intends to liquidate the Company or to cease operations, or has no realistic alternative but to do so.

The Board of Directors is responsible for overseeing the Company's financial reporting process.

## 7. Auditor's Responsibility for the audit of the Standalone Financial Statements

Our objectives are to obtain reasonable assurance about whether the Standalone Financial Statements as a whole are free from material misstatement, whether due to fraud or error, and to issue an auditor's report that includes our opinion. Reasonable assurance is a high level of assurance, but is not a guarantee that an audit conducted in accordance with SAs will always detect a material misstatement when it exists. Misstatements can arise from fraud or error and are considered material if, individually or in the aggregate, they could reasonably be expected to influence the economic decisions of users taken on the basis of these Standalone financial statements.

As part of an audit in accordance with SAs, we exercise professional judgement and maintain professional scepticism throughout the audit. We also:

- Identify and assess the risks of material misstatement of the Standalone Financial Statements, whether due to fraud or error, design and perform audit procedures responsive to those risks, and obtain audit evidence that is sufficient and appropriate to provide a basis for our opinion. The risk of not detecting a material misstatement resulting from fraud is higher than for one resulting from error, as fraud may involve collusion, forgery, intentional omissions, misrepresentations, or the override of internal control.
- Obtain an understanding of internal financial controls relevant to the audit in order to design audit procedures that are appropriate in the circumstances. Under Section 143(3)(i) of the Act, we are also responsible for expressing our opinion on whether the Company has adequate internal financial controls with reference to financial statements in place and the operating effectiveness of such controls.
- Evaluate the appropriateness of accounting policies used and the reasonableness of accounting estimates and related disclosures made by management.
- Conclude on the appropriateness of management's use of the going concern basis of accounting and, based on the audit evidence obtained, whether a material uncertainty exists related to events or conditions that may cast significant doubt on the Company's ability to continue as a going concern. If we conclude that a material uncertainty exists, we are required to draw attention in our auditor's report to the related disclosures in the Standalone Financial Statements or, if such disclosures are inadequate, to modify our opinion. Our conclusions are based on the audit evidence obtained up to date of our auditor's report. However, future events or conditions may cause the Company to cease to continue as a going concern.
- Evaluate the overall presentation, structure and content of the Standalone Financial Statements, including the disclosures, and whether the Standalone Financial Statements represent the underlying transactions and events in a manner that achieves fair presentation.

We communicate with those charged with governance regarding, among other matters, the planned scope and timing of the audit and significant audit findings, including any significant deficiencies in internal control that we identify during our audit.

We also provide those charged with governance with a statement that we have complied with relevant ethical requirements regarding independence, and to communicate with them all relationships and other matters that may reasonably be thought to bear on our independence, and where applicable, related safeguards.

From the matters communicated with those charged with governance, we determine those matters that were of most significance in the audit of the Standalone Financial Statements of the current period and are therefore the key audit matters. We describe these matters in our auditor's report unless law or regulation precludes public disclosure about the matter or when, in extremely rare circumstances, we determine that a matter should not be communicated in our report because the adverse consequences of doing so would reasonably be expected to outweigh the public interest benefits of such communication.

## 8. Report on Other Legal and Regulatory Requirements

As required by the Companies (Auditor's Report) Order, 2020 ("the Order") issued by the Central Government in terms of Section 143(11) of the Act, we give in "Annexure A" a statement on the matters specified in paragraphs 3 and 4 of the Order.

As required by Section 143(3) of the Act, based on our audit, we report that:

- a) We have sought and obtained all the information and explanations, except for the physical verification of inventory at Alibaug factory, which to the best of our knowledge and belief were necessary for the purposes of our audit.
- b) In our opinion, proper books of account as required by law have been kept by the Company so far as it appears from our examination of those books.
- c) The Balance Sheet, the Statement of Profit and Loss including Other Comprehensive Income, the Statement of Changes in Equity and the Cash Flow Statement dealt with by this Report are in agreement with the books of account.
- d) In our opinion, the aforesaid Standalone Financial Statements comply with the Ind AS prescribed under section 133 of the Act.
- e) On the basis of the written representations received from the directors as on 31st March, 2024 taken on record by the Board of Directors, none of the directors are disqualified as on 31st March, 2024 from being appointed as a director in terms of Section 164 (2) of the Act.

- f) With respect to the adequacy of the internal financial controls with reference to financial statements of the Company and the operating effectiveness of such controls, refer to our separate Report in “Annexure B”. Our report expresses an unmodified opinion on the adequacy and operating effectiveness of the Company’s internal financial controls with reference to financial statements.
- g) As there was no managerial remuneration paid during the year, the provisions under Section 197(16) of the Act are not applicable.
- h) With respect to the other matters to be included in the Auditor’s Report in accordance with Rule 11 of the Companies (Audit and Auditors) Rules, 2014, as amended in our opinion and to the best of our information and according to the explanations given to us:
- i. The Company has disclosed the impact of pending litigations on its financial position in its Standalone Financial Statements – Refer Note 38 (b) to the Standalone Financial Statements;
  - ii. The Company did not have any long-term contracts including derivative contracts for which there were no material foreseeable losses;
  - iii. There were no amounts which were required to be transferred to the Investor Education and Protection Fund by the Company.
  - iv. (a) As represented to us by the management and to the best of its knowledge and belief, no funds have been advanced or lend or invested during the year (either from borrowed funds or share premium or any other sources or kind of funds) by the Company to or in any other person(s) or entity(ies), including foreign entities (Intermediaries”), with the understanding whether recorded in writing or otherwise that the Intermediary shall, whether, directly or indirectly lend or invest in other persons or entities identified in any manner whatsoever by or on behalf of the Company (“Ultimate Beneficiaries”) or provide any guarantee, security or the like on behalf of the Ultimate Beneficiaries; and  
  
(b) As represented to us by the management and to the best of its knowledge and belief, no funds have been received by the Company during the year from any person(s) or entity(ies), including foreign entities (“Funding Parties”), with the understanding, whether recorded in writing or otherwise, that the Company shall, whether, directly or indirectly, lend or invest in other persons or entities identified in any manner whatsoever by or on behalf of the Funding Party (“Ultimate Beneficiaries”) or provide any guarantee, security or the like on behalf of the Ultimate Beneficiaries; and  
  
(c) Based on such audit procedures, we have considered reasonable and appropriate in the circumstances, nothing has come to our notice that causes us to believe that the above representations under sub-clause (i) and (ii) of Rule 11(e) as provided under (a) and (b) above, contain any material misstatement.
  - v. The Company has not declared or paid any dividend during the year as per Section 123 of the Companies Act, 2013 and hence clause (f) of Rule 11 of the Companies (Audit & Auditors) Rules, 2014 is not applicable.
  - vi. Based on our examination which included test checks, the Company has used an accounting software for maintaining its books of account which has a feature of recording audit trail (edit log) facility and the same has operated throughout the year for all relevant transactions recorded in the software.

Further, during the course of our audit we did not come across any instance of audit trail feature being tampered with.

As proviso to Rule 3(1) of the Companies (Accounts) Rules, 2014 is applicable from April 01, 2023, reporting under Rule 11(g) of the Companies (Audit and Auditors) Rules, 2014 on preservation of audit trail as per the statutory requirements for record retention is not applicable for the financial year ended March 31, 2024.

**For M M NISSIM & CO. LLP**

Chartered Accountants  
Firm Reg.No.107122W / W100672

**N Kashinath**

Partner  
Membership No.036490  
UDIN: 24036490BKGTS2843

**Place:** Mumbai

**Date:** 29<sup>th</sup> May, 2024



## “ANNEXURE A” TO THE INDEPENDENT AUDITOR’S REPORT OF EVEN DATE ON THE STANDALONE FINANCIAL STATEMENTS OF NITCO LIMITED.

- i) (a) (A) The company has maintained proper records showing full particulars, including quantitative details and situation of Property, Plant and Equipment and Right-of-use asset;
- (B) The company has maintained proper records showing full particulars of intangible assets.
- (b) As explained to us, the Property, Plant and Equipment, have been physically verified by the management in accordance with a phased programme of verification, which in our opinion is reasonable, considering the size and the nature of its business. The frequency of verification is reasonable, and no material discrepancies have been noticed on such physical verification.
- (c) Based on our examination of the registered sale deed / transfer deed / conveyance deed / property tax paid documents (which evidences title) provided to us, we report that, the title in respect of self – constructed buildings and title deeds of all other immovable properties, (other than immovable properties where the Company is the lessee and the lease agreements are duly executed in favour of the Company) disclosed in the financial statements included in property, plant and equipment are held in the name of the Company as at the balance sheet date, except for the following:

Description of Property & Period Held For	Gross Carrying Value (Rs. In Lakhs)	Held in the Name of	Whether promoter, director or their relative Or employee	Reason for not being held in name of Company * indicate if in dispute
Leasehold Land at Thane Period Held: 31st Dec 2005 onwards	278.38	Mahalakshmi Tiles and Marble Company Pvt. Ltd.	Company controlled by relatives of Promoter	Mahalakshmi Tiles and Marble Company Pvt Ltd is merged with Nitco Tiles Ltd. Refer HC petition no 797 of 2001
Land at Alibaug Period Held: 1995 onwards	15.85	Various Parties (Refer note 45 of Standalone Financial Statement)	No	Registration of agreement is under process
Land at Kanjurmarg (Held as Inventory-Real estate) Period Held: 2011 onwards	15,000	Particle Boards India Limited	No	Particle Boards India Limited is merged with Nitco Ltd [Refer note no. 38 (b) (iii)]

- (d) The Company has not revalued any of its property, plant and equipment and intangible assets during the year.
- (e) No proceedings have been initiated during the year or are pending against the Company as at 31st March 2024 for holding any benami property under the Benami Transactions (Prohibition) Act, 1988 (as amended in 2016) and rules made thereunder.
- (ii) (a) The inventory has been physically verified by the management during the year at reasonable intervals. In our opinion, the coverage and procedure of such verification by the management is appropriate having regard to the size of the Company and the nature of its operation. No discrepancies of 10% or more in the aggregate for each class of inventory were noticed on such physical verification of inventory when compared with books of account. However, due to closure of Alibaug Factory, the management could not conduct physical verification of inventory during the year and hence we are unable to comment on the reporting requirement.
- (b) According to the information and explanations given to us, at any point of time of the year, the Company has not been sanctioned any working capital facility from banks or financial institutions in excess of Rs 5 crores and hence reporting under clause (ii)(b) of the Order is not applicable.
- (iii) (a) The Company has not made any investment or provided any loans or advances in the nature of loans or stood guarantee, or provided security to companies, firms, limited liability partnership or any other parties during the year and hence reporting under clause (iii)(a) of the Order is not applicable.
- (b) The company has made investments and granted loan to companies in earlier years. In our opinion, such investments and loans are prima facie, not prejudicial to the Company’s interest.

- (c) in respect of loans and advances in the nature of loans given by the company in previous years the schedule of repayment of principal and payment of interest has not been stipulated and in the absence of such schedule, we are unable to comment on the regularity of the repayments of principal amounts and payment of interest. The outstanding balances of such loans and advances granted is reported as below:

(Rs. in Lakhs)

Sr. No	Party Name	Amount Outstanding as on 31.03.2024
1	Nitco Realities Pvt Ltd	4641.37
2	Saumya Buildcon Pvt Ltd	855.22
3	Meghdoot Properties Pvt Ltd	0.57
4	Maxwealth Properties Pvt Ltd	0.57
5	Feel Better Housing Pvt Ltd	0.57
6	Silver Sky Real Estates Pvt Ltd	0.55

- (d) As there is no stipulation of repayment of principle and interest, we are not in the position to comment on the status of overdue loan.
- (e) No loan or advance in the nature of loan granted which has fallen due during the year, has been renewed or extended or fresh loans granted to settle the overdues of existing loans given to the same parties
- (f) The Company has not granted any loans or advances in the nature of loans either repayable on demand or without specifying any terms or period of repayment during the year, however as mentioned in clause iii(b) the company has granted in earlier years loans or advances in the nature of loans which are without specifying any terms or period of repayment details of which are given below:

(Rs. in Lakhs)

Particulars	All Parties (A+B+C)	Promoter (A)	Related Parties (B)	Other Parties (C)
The aggregate amount of loan/ advance in nature of loan :				
Repayable on demand (A)	-	-	-	-
Agreement does not specify any terms or period of repayment (B)	-	-	-	-
No agreement (C)	5498.84	-	4643.62	855.22
<b>Total (A+B+C)</b>	<b>5498.84</b>	<b>-</b>	<b>4643.62</b>	<b>855.22</b>
Percentage of loans/advances in nature of loans to the total loans/advances	100.00%	-	84.45%	15.55%

- (iv) In respect of loans granted to and investments made in a wholly owned subsidiary, in our opinion, the provision of Section 185 of the Act do not apply to such loans granted and investment made. In respect of provision of Section 186 the company has extended limits for granting loans and making investments by obtaining necessary shareholders approvals in past. Hence, the Company has complied with the provisions of Section 185 and 186 of the Act.
- (v) The Company has not accepted any deposits or amounts which are deemed to be deposits within the meaning of Sections 73 to 76 of the Act and the Companies (Acceptance of Deposits) Rules, 2014 as amended. Accordingly, the provisions of clause 3(v) of Para 3 of the Order are not applicable to the Company.
- (vi) We have broadly reviewed the books of account maintained by the Company pursuant to the rules made by the Central Government for the maintenance of cost records under section 148 (1) of the Act, and are of the opinion that prima facie, the prescribed accounts and records have been made and maintained. We have, however, not made a detailed examination of the cost records with a view to determine whether they are accurate or complete.
- (vii) The Company does not have liability in respect of Service tax, Duty of excise, Sales tax and Value added tax during the year since effective 1st July 2017, these statutory dues has been subsumed into GST.
- (a) The Company is regular in depositing undisputed statutory dues, including Goods and Service Tax, Provident Fund, Employees' State Insurance, Income Tax, Duty of customs, cess and any other statutory dues with appropriate authorities, where applicable. There are no undisputed amounts payable in respect of such statutory dues which have remained outstanding as at 31st March, 2024 for a period of more than six months from the date they became payable.

- (b) According to the records of the Company, the statutory dues referred to in sub-clause (a) above including Sales-Tax, Service Tax, duty of excise and value added tax which have not been deposited as on 31st March 2024 on account of any dispute, are as follows:

<b>Statute and nature of dues</b>	<b>Financial year to which the matter pertains</b>	<b>Forum where dispute is pending</b>	<b>Rs in Lakhs</b>
<b>Value Added Tax Act, 2005</b>			
VAT and Penalty	2004-05, 2013-14, 2014-15	Deputy commissioner of sales tax	62.38
	2008-09, 2009-10	Assistant Commissioner	5.05
	2009-10	KVAT Tribunal	13.21
	2013-14, 2014-15	Tribunal	597.04
	2014-15	JCCT – Appeal	0.83
	2015-16	Addl. Commissioner Grade 2	11.24
<b>Central Sales Tax Act, 1956</b>			
Pending C Form issues	2013-14	Addl. Com.-Grade-2	5.65
	2013-14, 2014-15, 2015-16, 2016-17, 2017-18	Deputy commissioner of sales tax	1.06
	2016-17	Joint Commissioner	20.23
<b>Customs Act, 1962</b>			
Custom Duty	2017-18	CESTAT	104.22
Redemption Fine	Various Years	CESTAT	300.00
<b>Service Tax</b>			
Goods & Service Tax	Various Years	CESTAT	2087.75
		UTGST , Silvasa	24.13

- (viii) There were no transactions relating to previously unrecorded income that were surrendered or disclosed as income in the tax assessments under the Income Tax Act, 1961 (43 of 1961) during the year.
- (ix) (a)The Company has defaulted in repayment of loans and in the payment of interest thereon to a financial institution as shown below:

(Rs. in Lakhs)

<b>Nature of Borrowing including debt securities</b>	<b>Name of Lender</b>	<b>Amount not on a due date</b>	<b>Due Date</b>	<b>No. days delay or Unpaid</b>
<b>Principal amount with respect to</b>				
Term Loan Rs. 20,000 lakhs	JMFARC	1,000	30 Jun 20	1,370.00
		1,000	30 Sept 20	1,278.00
		1,000	31 Dec 20	1,186.00
		1,000	31 Mar 21	1,096.00
		1,000	30 Jun 21	1,005.00
		1,000	30 Sept 21	913.00
		1,000	31 Dec 21	821.00
		1,000	31 Mar 22	731.00
		2,400	30 Jun 22	640.00
		2,400	30 Sept 22	548.00
		2,400	31 Dec 22	456.00
		2,400	31 Mar 23	366.00

(Rs. in Lakhs)

<b>Nature of Borrowing including debt securities</b>	<b>Name of Lender</b>	<b>Amount not on a due date</b>	<b>Due Date</b>	<b>No. days delay or Unpaid</b>
<b>Interest amount with respect to</b>				
Term Loan Rs. 20,000 lakhs	JMFARC	1,859.09	30 Jun 20	1,370
		1,921.70	30 Sept 20	1,278
		1,999.02	31 Dec 20	1,186
		477.67	31 Mar 21	1,096
		514.38	30 Jun 21	1,005
		552.66	30 Sept 21	913
		586.19	31 Dec 21	821
		606.97	31 Mar 22	731
		647.92	30 Jun 22	640
		711.70	30 Sept 22	548
		769.69	31 Dec 22	456
		810.79	31 Mar 23	366
		878.89	30 Jun 23	275
		913.51	30 Sept 23	183
		939.38	31 Dec 23	91
		955.42	31 Mar 24	0
<b>Principle amount with respect to</b>				
Term Loan Rs. 30,000 Lakhs	JMFARC	6,756.80	31 Mar 20	1,461
		1,500.00	31 Mar 21	1,096
		3,000.00	31 Mar 22	731
		16,105.00	31 Mar 23	366
<b>Interest amount with respect to</b>				
Term Loan Rs. 30,000 Lakhs	JMFARC	1,970.65	31 Mar 21	1,096
		2,982.98	31 Mar 22	731
		3,925.06	31 Mar 23	366
		5,410.25	31 Mar 24	0
<b>Principle amount with respect to</b>				
LIC Loan of Rs 1,887 Lakh	LIC ( Term Loan 1)	83	30 Jun 14	3,562
		83	30 Sept 14	3,470
		83	31 Dec 14	3,378
		83	31 Mar 15	3,288
		42	30 Jun 15	3,197
		42	30 Sept 15	3,105
		42	31 Dec 15	3,013
		42	31 Mar 16	2,922
		42	30 Jun 16	2,831
		42	30 Sept 16	2,739
		42	31 Dec 16	2,647
		42	31 Mar 17	2,557



(Rs. in Lakhs)

<b>Nature of Borrowing including debt securities</b>	<b>Name of Lender</b>	<b>Amount not on a due date</b>	<b>Due Date</b>	<b>No. days delay or Unpaid</b>
		63	30 Jun 17	2,466
		63	30 Sept 17	2,374
		63	31 Dec 17	2,282
		63	31 Mar 18	2,192
		42	30 Jun 18	2,101
		42	30 Sept 18	2,009
		42	31 Dec 18	1,917
		42	31 Mar 19	1,827
		42	30 Jun 19	1,736
		42	30 Sept 19	1,644
		42	31 Dec 19	1,552
		42	31 Mar 20	1,461
		42	30 Jun 20	1,370
		42	30 Sept 20	1,278
		42	31 Dec 20	1,186
		42	31 Mar 21	1,096
		63	30 Jun 21	1,005
		63	30 Sept 21	913
		63	31 Dec 21	821
		63	31 Mar 22	731
	FITL	02	31 Dec 14	3,378
		21	31 Mar 15	3,288
		07	30 Jun 15	3,197
		07	30 Sept 15	3,105
		07	31 Dec 15	3,013
		07	31 Mar 16	2,922
		07	30 Jun 16	2,831
		07	30 Sept 16	2,739
		07	31 Dec 16	2,647
		07	31 Mar 17	2,557
		10	30 Jun 17	2,466
		10	30 Sept 17	2,374
		10	31 Dec 17	2,282
		10	31 Mar 18	2,192
		10	30 Jun 18	2,101
		10	30 Sept 18	2,009
		10	31 Dec 18	1,917
		10	31 Mar 19	1,827
		13	30 Jun 19	1,736
		13	30 Sept 19	1,644
		13	31 Dec 19	1,552
		13	31 Mar 20	1,461

- (b) According to the information and explanations given to us and on the basis of our audit procedures, we report that the Company has not been declared wilful defaulter by any bank or financial institution or government or any government authority.
- (c) The Company has not taken any term loan during the year and there are no unutilised term loans at the beginning of the year and hence, reporting under clause (ix)(c) of the Order is not applicable.
- (d) The Company has not raised any funds during the year on short term basis. Therefore reporting under clause 3(ix)(d) of the Order is not applicable.
- (e) According to the information and explanations given to us and on an overall examination of the financial statements of the Company, during the year the company has not taken any funds from any entity or person on account of or to meet the obligations of its subsidiaries.
- (f) According to the information and explanations given to us and procedures performed by us, we report that the Company has not raised any new loans during the year on the pledge of securities held in its subsidiaries.
- (x) (a) The Company has not raised any moneys by way of Initial public offer or further public offer (Including debt instruments), during the year and hence reporting under Clause (x) (a) of Para 3 of the Order is not applicable to the Company.
- (b) The Company has not made any preferential allotment or private placement of share or fully convertible debentures (fully, partially or optionally convertible) during the year and accordingly provisions of clause (x)(b) of Para 3 of the Order are not applicable to the Company
- (xi) (a) On the basis of our examination and according to the information and explanations given to us, no fraud by the Company or any material fraud on the Company has been noticed or reported during the year, nor have we been informed of any such case by the management.
- (b) To the best of our knowledge, no report under sub-section (12) of section 143 of the Companies Act has been filed in Form ADT-4 as prescribed under rule 13 of Companies (Audit and Auditors) Rules, 2014 with the Central Government, during the year.
- (c) As represented to us by the management, there are no whistle blower complaints received by the Company during the year.
- (xii) The Company is not a Nidhi Company and accordingly provisions of clause (xii)of Para 3 of the order are not applicable to the Company.
- (xiii) On the basis of our examination and according to the information and explanations given to us, we report that all the transaction with the related parties are in compliance with Section 177 and 188 of the Act, and the details have been disclosed in the Standalone Financial Statements in Note 34(b) as required by the applicable Indian Accounting standards.
- (xiv) (a) In our opinion the Company has an adequate internal audit system commensurate with the size and the nature of its business.
- (b) We have considered, the internal audit reports for the year under audit, issued to the Company during the year and till date, in determining the nature, timing and extent of our audit procedures.
- (xv) According to the information and explanations given to us, in our opinion during the year the Company has not entered into any non -cash transactions with directors or persons connected with the directors and hence provisions of Sec 192 of the Companies Act, 2013 are not applicable to the company.
- (xvi) (a) The Company is not required to be registered under section 45-IA of the Reserve Bank of India Act, 1934 and accordingly, provisions of clause (xvi) of Para 3 of the Order are not applicable to the Company.
- (b) During the year, the Company has not conducted any Non-Banking Financial or Housing Finance activities and accordingly, provisions of clause (xvi)(b) of Para 3 of the Order are not applicable to the Company.
- (c) The Company is not a Core Investment Company (CIC) as defined in the Regulations made by the Reserve Bank of India and accordingly the provisions of clause (xvi) of Para 3 of the Order is not applicable to the Company.
- (d) The group does not have any CIC as a part of the group and accordingly reporting under clause (xvi)(d) of Para 3 of the Order is not applicable to the Company.
- (xvii) The Company has incurred cash losses during the financial year amounting to Rs 13,358.54 lakhs covered by our audit and Rs 11,399.39 lakhs in the immediately preceding financial year.
- (xviii) There has been no resignation of the statutory auditors of the Company during the year.

- (xix) According to the information and explanations given to us and on the basis of the financial ratios, ageing and expected dates of realization of financial assets and payment of financial liabilities, other information accompanying the financial statements and our knowledge of the Board of Directors and Management plans and based on our examination of the evidence supporting the assumptions, we are of the opinion that material uncertainty exists as on the date of the audit report that Company may not be capable of meeting its liabilities existing at the date of balance sheet as and when they fall due within a period of one year from the balance sheet date. (Refer 'Material uncertainty related to going concern' provided in the standalone audit report).
- (xx) The Company was not having net worth of rupees five hundred crore or more, or turnover of rupees one thousand crore or more or a net profit of rupees five crore or more during the immediately preceding financial year and hence, provisions of Section 135 of the Act are not applicable to the Company during the year. Accordingly, reporting under clause 3(xx) of the Order is not applicable for the year.
- (xxi) The reporting under clause 3(xxi) of the Order is not applicable in respect of audit of standalone financial statements of the Company. Accordingly, no comment has been included in respect of said clause under this report.

**For M M NISSIM & CO. LLP**

Chartered Accountants  
Firm Reg.No.107122W / W100672

**N Kashinath**

Partner  
Membership No.036490  
UDIN: 24036490BKGTS2843

**Place:** Mumbai

**Date:** 29<sup>th</sup> May, 2024

## “ANNEXURE B” TO THE INDEPENDENT AUDITOR’S REPORT OF EVEN DATE ON THE STANDALONE FINANCIAL STATEMENTS OF NITCO LIMITED.

### REPORT ON THE INTERNAL FINANCIAL CONTROLS WITH REFERENCE TO FINANCIAL STATEMENTS UNDER CLAUSE (I) OF SUB-SECTION 3 OF SECTION 143 OF THE COMPANIES ACT, 2013 (“the Act”)

#### 1. Opinion

We have audited the internal financial controls with reference to Financial Statements of **NITCO LIMITED** (“the Company”) as of March 31, 2024 in conjunction with our audit of the Standalone Financial Statements of the Company for the year ended on that date.

In our opinion, the Company has, in all material respects, an adequate internal financial controls with reference to Standalone Financial Statements and such internal financial controls with reference to Standalone Financial Statements were operating effectively as at March 31, 2024, based on the internal financial control with reference to Standalone Financial Statements criteria established by the Company considering the essential components of internal control stated in the Guidance Note on Audit of Internal Financial Controls over Financial reporting issued by the Institute of Chartered Accountants of India (ICAI).

#### 2. Management’s Responsibility for Internal Financial Controls

The Company’s management is responsible for establishing and maintaining internal financial controls with reference to Standalone Financial Statements based on the internal financial controls with reference to Standalone Financial Statements criteria established by the Company considering the essential components of internal control stated in the Guidance Note on Audit of Internal Financial Controls over Financial Reporting issued by the Institute of Chartered Accountants of India (ICAI). These responsibilities include the design, implementation and maintenance of adequate internal financial controls that were operating effectively for ensuring the orderly and efficient conduct of its business, including adherence to Company’s policies, the safeguarding of its assets, the prevention and detection of frauds and errors, the accuracy and completeness of the accounting records and the timely preparation of reliable financial information, as required under the Act.

#### 3. Auditor’s Responsibility

Our responsibility is to express an opinion on the Company’s internal financial controls with reference to Financial Statements based on our audit. We conducted our audit in accordance with the Guidance Note on Audit of Internal Financial Controls over Financial Reporting (the “Guidance Note”) issued by Institute of Chartered Accountants of India and the Standards on Auditing prescribed under section 143(10) of the Companies Act, 2013, to the extent applicable to an audit of Internal Financial Controls. Those Standards and the Guidance Note require that we comply with ethical requirements and plan and perform the audit to obtain reasonable assurance about whether adequate internal financial controls with reference to Financial Statements were established and maintained and if such controls operated effectively in all material respects.

Our audit involves performing procedures to obtain audit evidence about the adequacy of the internal financial controls with reference to Financial Statements and their operating effectiveness. Our audit of internal financial controls with reference to Financial Statements includes obtaining an understanding of such internal financial controls, assessing the risk that a material weakness exists, and testing and evaluating the design and operating effectiveness of internal control based on the assessed risk. The procedures selected depend on the auditor’s judgement, including the assessment of the risks of material misstatement of the financial statements, whether due to fraud or error.

We believe that the audit evidence we have obtained is sufficient and appropriate to provide a basis for our audit opinion on the Company’s internal financial controls system with reference to Financial Statements.

#### 4. Meaning of Internal Financial Controls With reference to Financial Statements

A Company’s internal financial control with reference to Financial Statements is a process designed to provide reasonable assurance regarding the reliability of financial reporting and the preparation of financial statements for external purposes in accordance with generally accepted accounting principles. A Company’s internal financial control with reference to Financial Statements includes those policies and procedures that (1) pertain to the maintenance of records that, in reasonable detail, accurately and fairly reflect the transactions and dispositions of the assets of the Company; (2) provide reasonable assurance that transactions are recorded as necessary to permit preparation of financial statements in accordance with generally accepted accounting principles, and that receipts and expenditures of the Company are being made only in accordance with authorisations of management and directors of the Company; and (3) provide reasonable assurance regarding prevention or timely detection of unauthorised acquisition, use, or disposition of the Company’s assets that could have a material effect on the financial statements.



**5. Inherent Limitations of Internal Financial Controls With reference to Financial Statements**

Because of the inherent limitations of internal financial controls with reference to Financial Statements, including the possibility of collusion or improper management override of controls, material misstatements due to error or fraud may occur and not be detected. Also, projections of any evaluation of the internal financial controls with reference to Financial Statements to future periods are subject to the risk that the internal financial control with reference to Financial Statements may become inadequate because of changes in conditions, or that the degree of compliance with the policies or procedures may deteriorate.

**For M M NISSIM & CO. LLP**

Chartered Accountants  
Firm Reg.No.107122W / W100672

**N Kashinath**

Partner  
Membership No.036490  
UDIN: 24036490BKGTS2843

**Place:** Mumbai

**Date:** 29<sup>th</sup> May, 2024

**BALANCE SHEET** AS AT 31<sup>ST</sup> MARCH, 2024

(Amount in Rupees Lakhs unless otherwise stated)

	Notes	As at March 31, 2024	As at March 31, 2023
<b>ASSETS</b>			
<b>Non-current assets</b>			
Property, plant and equipment	3	30,746.55	33,472.14
Capital work-in-progress	3.1	244.67	244.67
Right-of-use Asset	3A	175.44	195.63
Other Intangible assets	4	26.36	34.41
<b>Financial Assets</b>			
Investments	5	694.59	694.59
Other Financial Assets	6	3,547.22	3,487.60
Other non-current assets	7	1,407.04	1,522.37
		<b>36,841.87</b>	<b>39,651.41</b>
<b>Current assets</b>			
Inventories	8	5,574.60	6,772.64
Inventories – Real Estate	9	15,000.00	15,000.00
<b>Financial assets</b>			
Trade receivables	10	3,718.09	7,391.54
Cash and cash equivalents	11	644.45	1,055.36
Loans	12	4,652.82	5,892.67
Other financial assets	13	36.94	47.57
Other current assets	14	3,377.81	2,983.78
		<b>33,004.71</b>	<b>39,143.56</b>
<b>Total Assets</b>		<b>69,846.58</b>	<b>78,794.97</b>
<b>EQUITY AND LIABILITIES</b>			
<b>Equity</b>			
Equity share capital	15	7,185.90	7,185.90
Other equity	16	(57,406.88)	(41,756.85)
		<b>(50,220.98)</b>	<b>(34,570.95)</b>
<b>LIABILITIES</b>			
<b>Non-current liabilities</b>			
<b>Financial liabilities</b>			
Borrowings	17	20,000.00	20,000.00
Lease Liabilities	18	58.46	106.40
Provisions	19	179.15	160.06
		<b>20,237.61</b>	<b>20,266.46</b>
<b>Current liabilities</b>			
<b>Financial liabilities</b>			
Borrowings	17	76,282.99	67,972.16
Trade payables	20		
Total outstanding dues of micro enterprises and small enterprises; and		2,408.68	740.93
Total outstanding dues of creditors other than micro enterprises and small enterprises		13,340.37	15,116.85
Lease Liabilities	18	128.41	102.58
Other financial liabilities	21	2,982.92	2,331.35
Other current liabilities	22	4,653.56	6,609.90
Provisions	23	33.02	225.69
		<b>99,829.95</b>	<b>93,099.46</b>
<b>Total Equity and Liabilities</b>		<b>69,846.58</b>	<b>78,794.97</b>

Material Accounting Policy

1-2

Accompanying Notes are an integral part of these Financial Statements

In terms of our report of even date annexed

For and on behalf of the Board

**For M M Nissim & Co. LLP**Chartered Accountants  
FRN No. 107122W/W100672**N. Kashinath**Partner  
Membership No.: 036490

Place : Mumbai

Dated : 29th May, 2024

**Vivek Talwar**Chairman & Managing Director  
(DIN: 00043180)**Poonam Talwar**Director  
(DIN: 00043300)**Sitanshu Satapathy**  
Chief Financial Officer**Geeta Shah**  
Company Secretary

# STATEMENT OF PROFIT AND LOSS

FOR THE YEAR ENDED 31<sup>ST</sup> MARCH, 2024

(Amount in Rupees Lakhs unless otherwise stated)

	Notes	Year ended March 31, 2024	Year ended March 31, 2023
<b>INCOME</b>			
Revenue From Operations	24	32,300.82	38,166.92
Other Income	25	481.76	450.41
<b>Total Income</b>		<b>32,782.58</b>	<b>38,617.33</b>
<b>EXPENSES</b>			
Cost of materials consumed	26	4,187.17	4,054.81
Purchase of stock-in-trade		20,373.84	26,062.01
Changes in inventories of finished goods, stock in trade and work-in-progress	27	1,125.03	529.10
Employee benefits expense	28	5,586.50	5,372.68
Finance costs	29	9,517.84	7,335.29
Depreciation and amortisation expense	30	2,916.21	2,925.98
Other expenses	31	4,701.65	5,877.98
<b>Total Expenses</b>		<b>48,408.24</b>	<b>52,157.85</b>
<b>Profit /(Loss) before tax before exceptional items</b>		<b>(15,625.66)</b>	<b>(13,540.52)</b>
Exceptional items - gain/(loss)	32	-	(1,585.34)
<b>Profit /(Loss) before tax after exceptional items</b>		<b>(15,625.66)</b>	<b>(15,125.86)</b>
<b>Tax expense:</b>			
Current Tax		-	-
Deferred Tax		-	-
(Short) / Excess provision for tax (earlier years)		(32.89)	-
<b>Profit /(Loss) for the year</b>		<b>(15,658.55)</b>	<b>(15,125.86)</b>
<b>Other Comprehensive Income</b>			
Items that will not be reclassified to profit & loss in subsequent periods			
Re-measurement gains (losses) on defined benefit plans		8.53	30.30
Income tax effect on such items		-	-
<b>Total other comprehensive income for the year, net of tax</b>		<b>8.53</b>	<b>30.30</b>
<b>Total comprehensive income/(Loss) for the year, net of tax</b>		<b>(15,650.02)</b>	<b>(15,095.56)</b>
Earnings per equity share (Amount in Rs.)			
(1) Basic		(21.79)	(21.05)
(2) Diluted	33	(21.79)	(21.05)
Material Accounting Policy	1-2		

Accompanying Notes are an integral part of these Financial Statements

In terms of our report of even date annexed

For and on behalf of the Board

**For M M Nissim & Co. LLP**  
Chartered Accountants  
FRN No. 107122W/W100672

**Vivek Talwar**  
Chairman & Managing Director  
(DIN: 00043180)

**Poonam Talwar**  
Director  
(DIN: 00043300)

**N. Kashinath**  
Partner  
Membership No.: 036490

**Sitanshu Satapathy**  
Chief Financial Officer

**Geeta Shah**  
Company Secretary

**Place :** Mumbai  
**Dated :** 29th May, 2024

# STATEMENT OF CHANGE IN EQUITY

FOR THE YEAR ENDED 31<sup>ST</sup> MARCH, 2024

## A. Equity share capital

(Rs. in Lakhs)	
Particulars	Amount
As at 1 April 2022	7,185.90
Changes during the year	-
<b>As at 31 March 2023</b>	<b>7,185.90</b>
Changes during the year	-
<b>As at 31 March 2024</b>	<b>7,185.90</b>

## B. Other equity

Particulars	Reserves and Surplus					Re-measurements of defined benefit obligations	Total other equity
	Capital reserve	Share Premium Account	Capital redemption reserve	General Reserve	Retained earnings / (Losses)		
As at 1 April 2023	1,875.68	42,591.33	965.00	3,846.91	(91,123.40)	87.63	(41,756.85)
Net income / (loss) for the year	-	-	-	-	(15,658.55)	-	(15,658.55)
Other comprehensive income	-	-	-	-	-	8.53	8.53
<b>As at 31 March 2024</b>	<b>1,875.68</b>	<b>42,591.33</b>	<b>965.00</b>	<b>3,846.91</b>	<b>(1,06,781.95)</b>	<b>96.16</b>	<b>(57,406.88)</b>
As at 1 April 2022	1,875.68	42,591.33	965.00	3,846.91	(75,997.54)	57.33	(26,661.29)
Net income / (loss) for the year	-	-	-	-	(15,125.86)	-	(15,125.86)
Other comprehensive income	-	-	-	-	-	30.30	30.30
<b>As at 31 March 2023</b>	<b>1,875.68</b>	<b>42,591.33</b>	<b>965.00</b>	<b>3,846.91</b>	<b>(91,123.40)</b>	<b>87.63</b>	<b>(41,756.85)</b>

Material Accounting Policy 1-2

Accompanying Notes are an integral part of these Financial Statements

In terms of our report of even date annexed

**For M M Nissim & Co. LLP**

Chartered Accountants

FRN No. 107122W/W100672

**For and on behalf of the Board****Vivek Talwar**Chairman & Managing Director  
(DIN: 00043180)**Poonam Talwar**Director  
(DIN: 00043300)**N. Kashinath**

Partner

Membership No.: 036490

**Place** : Mumbai**Dated** : 29th May, 2024**Sitanshu Satapathy**

Chief Financial Officer

**Geeta Shah**

Company Secretary

# CASH FLOW STATEMENT

FOR THE YEAR ENDED 31<sup>ST</sup> MARCH, 2024

(Amount in Rupees Lakhs unless otherwise stated)

	Year ended 31 March 2024		Year ended 31 March 2023	
<b>A. CASH FLOW FROM OPERATING ACTIVITIES</b>				
Net Profit before tax & after exceptional items		(15,625.66)		(15,125.86)
<b>Adjusted for :</b>				
Depreciation & amortisation expense	2,916.21		2,925.98	
(Profit)/Loss on sale of Property, plant & equipment (Net)	0.07		(0.57)	
Finance costs	9,517.84		7,335.29	
Provisions against Inventory	(436.18)		55.34	
Provisions against credit impaired trade receivables	(54.48)		695.94	
Provisions against other liabilities	(158.43)	11,785.03	49.22	11,061.20
Operating Profit before Working Capital Changes		(3,840.63)		(4,064.66)
Working capital adjustments:				
Adjustment for (increase)/decrease:				
(Increase)/decrease in inventories	1,634.22		(467.10)	
(Increase)/decrease in trade receivables	3,727.93		1,567.53	
(Increase)/decrease in other receivables	868.00		512.34	
Increase/(decrease) in trade and other payables	(2,488.24)	3,741.92	2,762.00	4,374.76
Cash Generated from Operations		(98.72)		310.11
Taxes paid (net of refunds)		-		(33.96)
<b>Net Cash from operating activities</b>		<b>(98.72)</b>		<b>276.14</b>
<b>B. CASH FLOW FROM INVESTING ACTIVITIES</b>				
Change in Purchase of Property, plant & equipment (after adjustment of change in capital work-in-progress)	(50.72)		(44.63)	
<b>Net Cash used in Investing Activities</b>		<b>(50.72)</b>		<b>(44.63)</b>
<b>C. CASH FLOW FROM FINANCING ACTIVITIES</b>				
Proceeds/ (Repayment) of Long Term Borrowings (Net)	-		-	
Finance costs (net)	(261.47)		(343.23)	
<b>Net Cash flow from in Financing Activities</b>		<b>(261.47)</b>		<b>(343.23)</b>
<b>Net increase in Cash and Cash Equivalents (A+B+C)</b>		<b>(410.91)</b>		<b>(111.72)</b>
Cash and Cash Equivalents at the beginning of the year		1,055.36		1,167.08
<b>Cash and Cash Equivalents at the end of the year</b>		<b>644.45</b>		<b>1,055.36</b>
<b>Components of cash and cash equivalents at the end of the year</b>				
Cash on hand		2.74		2.48
Balance in current account and deposits with banks		641.71		1,052.88
<b>Cash and Cash Equivalents at the end of the year</b>		<b>644.45</b>		<b>1,055.36</b>



## CASH FLOW STATEMENT FOR THE YEAR ENDED 31<sup>ST</sup> MARCH, 2024

### Reconciliation of liabilities arising from financing activities:

	As at March 31, 2023	Cash Flows	Interest Accrued	As at March 31, 2024
Redeemable Non-Convertible Preference Shares	15,000.00	-	-	15,000.00
Redeemable Non-convertible Debentures	5,000.00	-	-	5,000.00
Borrowings	67,969.53	-	8,313.47	76,282.99
Vehicle Loan	2.63	(2.63)		-
<b>Total liabilities from financing activities</b>	<b>87,972.16</b>	<b>(2.63)</b>	<b>8,313.47</b>	<b>96,282.99</b>

Material Accounting Policy 1-2

Accompanying Notes are an integral part of these Financial Statements

### Note to Cash Flow Statement

1. Cash Flow Statement has been prepared under the Indirect Method.

In terms of our report of even date annexed

For and on behalf of the Board

#### For M M Nissim & Co. LLP

Chartered Accountants  
FRN No. 107122W/W100672

**Vivek Talwar**  
Chairman & Managing Director  
(DIN: 00043180)

**Poonam Talwar**  
Director  
(DIN: 00043300)

#### N. Kashinath

Partner  
Membership No.: 036490

**Place** : Mumbai

**Dated** : 29th May, 2024

**Sitanshu Satapathy**  
Chief Financial Officer

**Geeta Shah**  
Company Secretary

## NOTES ON THE STANDALONE FINANCIAL STATEMENTS FOR THE YEAR ENDED 31<sup>ST</sup> MARCH, 2024

### 1. CORPORATE INFORMATION

NITCO Limited (the “Company”) is a limited company, incorporated on 25th July, 1966 in India, whose shares are publicly traded. The company is one of the leading players in the tiles and marble business. The Company has manufacturing facilities in Maharashtra and Silvassa and sells primarily in India through independent dealers/distributors and modern trade.

The Registered Office is located at Plot No. 3/A, Recondo Compound, Sudam Kalu Ahire Marg, Glaxo, Worli Colony, Mumbai, Maharashtra, India, 400 030.

### 2. BASIS OF PREPARATION OF FINANCIAL STATEMENTS

The principal accounting policies applied in the preparation of these Financial Statements are set out in Para 2.4 below. These policies have been consistently applied to all the years presented.

#### 2.1 Statement of Compliance

These Separate Financial Statements (also known as Standalone Financial Statements) have been prepared in accordance with IND AS as prescribed under Section 133 of the Companies Act, 2013 read with Rule 3 of the Companies (Indian Accounting Standards) Rules, 2015 and subsequent amendments thereto.

#### 2.2 Going Concern

The Standalone Financial Statements have been prepared on going concern basis [Refer Note 38b (iv)]

#### 2.3 Basis of preparation and compliance with Ind AS

a. The Financial Statements have been prepared on an accrual basis following historical cost considering the applicable provisions of Companies Act, 2013, except for the following material item that has been measured at fair value as required by relevant IND AS. Historical cost is generally based on the fair value of the consideration given in exchange for goods and services.

- Certain financial assets/liabilities measured at fair value [Refer Note 2.4 (i)] and
- Any other item as specifically stated in the accounting policy. (Refer Note 35)

The carrying value of all the items of property, plant and equipment, as of the date of transition is considered the deemed cost. Fair value measurements under Ind AS are categorized as below based on the degree to which the inputs to the fair value measurements are observable and the significance of the inputs to the fair value measurement in its entirety:

1. Level 1 input are quoted prices (unadjusted) in active markets for identical assets or liabilities that the company can access at the measurement date;
2. Level 2 inputs are inputs, other than quoted prices included in level 1, that are observable for the asset or liability, either directly or indirectly; and
3. Level 3 inputs are unobservable inputs for the valuation of assets/liabilities

The Financial Statement are presented in INR and all values are rounded off to Rupees lakhs unless otherwise stated. The Company reclassifies comparative amounts, unless impracticable.

The Financial Statements of the Company for the year ended 31st March, 2024 were authorised for issue in accordance with a resolution of the directors on 29th May, 2024.

b. All assets and liabilities have been classified as current or non-current as per the Company’s normal operating cycle and other criteria as set out under Ind AS and in the Schedule III to the Act. Based on the nature of the services and their realization in cash and cash equivalents, the Company has ascertained its operating cycle for current or non-current classification of assets and liabilities.

**NOTES ON THE STANDALONE FINANCIAL STATEMENTS** FOR THE YEAR ENDED 31<sup>ST</sup> MARCH, 2024**Use of Estimates**

In the application of accounting policy which are described in note 2.4 below, the management is required to make judgement, estimates and assumptions about the carrying amount of assets and liabilities, income and expenses, contingent liabilities and the accompanying disclosures that are not readily apparent from other sources. The estimates and associated assumptions are based on historical experience and other factors that are considered to be relevant and are prudent and reasonable. Actual results may differ from those estimates. The estimates and underlying assumptions are reviewed on ongoing basis. Revisions to accounting estimates are recognised in the period in which the estimates are revised if the revision affects only that period or in the period of revision and future periods if the revision affects both current and future period.

The few critical estimations and judgments made in applying accounting policies are:

**Property, Plant and Equipment:**

Useful life of Property, Plant and Equipment and Other Intangible Assets are as specified in Schedule II to the Companies Act, 2013 and on certain assets based on technical advice which considered the nature of the asset, the usage of the asset, expected physical wear and tear, the operating conditions of the asset, anticipated technological changes, manufacturers warranties and maintenance support. The Company reviews the useful life of Property, Plant and Equipment at the end of each reporting period. This reassessment may result in change in depreciation charge in future periods. [Refer Note 2.4 (a)]

Revisions to accounting estimates include useful lives of property, plant and equipment, Other Intangible assets, allowance for doubtful debts/advances, future obligations in respect of retirement benefit plans, fair value measurement etc. difference, if any, between the actual results and estimates are recognized in the period in which the results are known.

**Impairment of Non-financial Assets**

For calculating the recoverable amount of non-financial assets, the Company is required to estimate the value-in-use of the asset or the Cash Generating Unit and the fair value less costs to disposal. For calculating value in use the Company is required to estimate the cash flows to be generated from using the asset. The fair value of an asset is estimated using a valuation technique where observable prices are not available. Further, the discount rate used in value in use calculations includes an estimate of risk assessment specific to the asset [Refer Note 2.4 (f)]

**Impairment of Financial Assets**

The Company impairs financial assets other than those measured at fair value through profit or loss or designated at fair value through other comprehensive income on expected credit losses. The estimation of expected credit loss includes the estimation of probability of default (PD), loss given default (LGD) and the exposure at default (EAD). Estimation of probability of default apart from involving trend analysis of past delinquency rates includes an estimation on forward looking information relating to not only the counterparty but also relating to the industry and the economy as a whole. The probability of default is estimated for the entire life of the contract by estimating the cash flows that are likely to be received in default scenario. The lifetime PD is reduced to 12 months PD based on an assessment of past history of default cases in 12 months. Further, the loss given default is calculated based on an estimate of the value of the security recoverable as on the reporting date. The exposure at default is the amount outstanding at the balance sheet date. [Refer Note 2.4(j)(a)(iv)]

**Defined Benefit Plans**

The cost of the defined benefit plan and other postemployment benefits and the present value of such obligations are determined using actuarial valuations. An actuarial valuation involves making various assumptions that may differ from actual developments in the future. These include the determination of the discount rate, future salary increases, mortality rates and attrition rate. Due to the complexities involved in the valuation and its long-term nature, a defined benefit obligation is highly sensitive to changes in these assumptions. All assumptions are reviewed at each reporting date. (Refer Note 35)

## NOTES ON THE STANDALONE FINANCIAL STATEMENTS FOR THE YEAR ENDED 31<sup>ST</sup> MARCH, 2024

### Leases

IND AS 116 requires lessees to determine the lease term as the non-cancellable period of a lease adjusted with any option to extend or terminate the lease, if the use of such option is reasonably certain. The Company makes an assessment on the expected lease term on a lease-by-lease basis and thereby assesses whether it is reasonably certain that any options to extend or terminate the contract will be exercised. In evaluating the lease term, the Company considers factors such as any significant leasehold improvements undertaken over the lease term, costs relating to the termination of the lease and the importance of the underlying asset to Company's operations taking into account the location of the underlying asset and the availability of suitable alternatives. The lease term in future periods is reassessed to ensure that the lease term reflects the current economic circumstances. After considering current and future economic conditions, the Company has concluded that no changes are required to lease period relating to the existing lease contracts. [Refer Note 2.4 (d)]

### Allowance for credit losses on receivables

The Company determines the allowance for credit losses based on historical loss experience adjusted to reflect current and estimated future economic conditions. The Company considered current and anticipated future economic conditions relating to industries the Company deals with and the countries where it operates. In calculating expected credit loss, the Company has also considered credit reports and other related credit information for its customers to estimate the probability of default in future.

## 2.4 Material accounting policies

IND AS 1 was amended vide notification no G.S.R.242(E) dated 31st March 2023 to require disclosure of Material Accounting Policy information from accounting periods beginning on or after 1 April 2023 instead of significant accounting policy disclosure by amending paragraph 117, inserting paragraphs 117A to 117E and deleting paragraphs 118 to 121. Paragraph 117 of Ind AS 1 states Accounting policy information is material if, when considered together with other information included in an entity's financial statements, it can reasonably be expected to influence decisions that the primary users of general-purpose financial statements make on the basis of those financial statements.

### a. Property, Plant and Equipment (PPE)

The Company has elected to continue with the carrying value of Property, Plant and Equipment ('PPE') recognised as of the transition date, measured as per the Previous GAAP and use that carrying value as its deemed cost of the PPE.

Property, Plant and Equipment are stated at cost less accumulated depreciation and accumulated impairment losses except for freehold land which is not depreciated.

Any gain or loss arising on derecognition of an item of property, plant and equipment is determined as the difference between the net disposal proceeds and the carrying amount of the asset and is recognised in Statement of Profit and Loss when asset is derecognised.

Depreciation is provided on a straight-line basis on the economic useful lives of the assets. The useful lives have been determined based on the technical evaluation done by management. Further, the remaining useful life has also been revised whenever appropriate based on the evaluation. Depreciation in addition to/deductions from, owned assets is calculated pro-rata to the period of use. The aggregate depreciation is provided as per the requirement of Part C of Schedule II to Companies Act 2013. Assets costing up to Rs. 5,000/- are fully depreciated in the year of purchase.

Depreciation on each part of an item of property, plant and equipment is provided using the Straight Line Method (SLM) based on the useful life of the asset as estimated by the management and is charged to the Statement of Profit and Loss as

## NOTES ON THE STANDALONE FINANCIAL STATEMENTS FOR THE YEAR ENDED 31<sup>ST</sup> MARCH, 2024

per the requirement of Schedule II of the Companies Act, 2013 except on some assets, where useful life has been taken based on external/internal technical evaluation as given below:

<b>Class of assets</b>	<b>Basis</b>	<b>Useful life/ rate of depreciation</b>
Office equipment – mobile	SLM	2 years
Motor vehicles	SLM	4 years
Computer software	SLM	5 years
Showroom Building (civil)	SLM	10 years
Plant and machinery – Punch & Dies	SLM	2 years
Other Plant and Machinery	SLM	7, 10 and 18 years
Fit-out and other assets at sales outlets	SLM	5 years
Roads	SLM	30 and 60 years

Capital work in progress includes construction stores including material in transit/equipment/services, etc. received at the site for use in the projects. All revenue expenses incurred during the construction period, which are exclusively attributable to the acquisition/construction of property, plant and equipment are capitalised at the time of commissioning of such assets. Cost of assets not ready for intended use, as on the Balance Sheet date, is shown as capital work in progress. Advances given towards acquisition of property, plant and equipment outstanding at each Balance Sheet date are disclosed as Other Non-Current Assets.

Freehold land is not depreciated. Leasehold improvements are amortised throughout the lease or the useful life of the asset, whichever is lower. The useful lives, residual values of each part of an item of property, plant and equipment and the depreciation methods are reviewed at the end of each financial year. If any of these expectations differ from previous estimates, such change is accounted for as a change in an accounting estimate

### b. Other Intangible Assets

Other Intangible assets acquired separately are measured on initial recognition at cost. After initial recognition, other intangible assets are carried at cost less any accumulated amortisation and accumulated impairment losses. Software (not being an integral part of the related hardware) acquired for internal use are treated as other intangible assets.

An item of Other Intangible asset is derecognised on disposal or when no future economic benefits are expected from its use or disposal. Any profit or loss arising from derecognition of an other intangible asset are measured as the difference between the net disposal proceeds and the carrying amount of the asset and are recognised in the Statement of Profit and Loss when the asset is derecognised.

Amortisation Other Intangible assets with finite lives are amortised on a Straight-Line basis over the estimated useful economic life. The amortisation expense on other intangible assets with finite lives is recognised in the Statement of Profit and Loss. The amortisation period and method for an other other intangible asset are reviewed at least at the end of each reporting period. Costs relating to computer software are capitalised and amortised on the straight-line method over their estimated useful economic life of six years.



## NOTES ON THE STANDALONE FINANCIAL STATEMENTS FOR THE YEAR ENDED 31<sup>ST</sup> MARCH, 2024

### c. Share-based payments

The fair value of options granted under the Employee Stock Option Plan is recognized as an employee benefits expense with a corresponding increase in equity. The total amount to be expensed is determined by reference to the fair value of the options. The total expense is recognized over the vesting period, which is the period over which all of the specified vesting conditions are to be satisfied. At the end of each period, the entity revises its estimates of the number of options that are expected to vest based on the non-market vesting and service conditions. It recognizes the impact of the revision to original estimates, if any, in statement of profit and loss, with a corresponding adjustment to equity.

### d. Leases

The Company has applied IND AS 116 using the modified retrospective approach.

#### The Company as a lessee

The Company's lease asset classes primarily consist of leases for land & buildings. The Company assesses whether a contract contains a lease, at inception of a contract. A contract is, or contains, a lease if the contract conveys the right to control the use of an identified asset for a period of time in exchange for consideration. To assess whether a contract conveys the right to control the use of an identified asset, the Company assesses whether: (i) the contract involves the use of an identified asset, (ii) the Company has substantially all of the economic benefits from use of the asset through the period of the lease and (iii) the Company has the right to direct the use of the asset.

At the date of commencement of the lease, the Company recognizes a right-of-use asset ("ROU") and a corresponding lease liability for all lease arrangements in which it is a lessee, except for leases with a term of twelve months or less (short term leases) and low value leases. For these short-term and low value leases, the Company recognizes the lease payments as an operating expense on a straight-line basis over the term of the lease.

Certain lease arrangements include the options to extend or terminate the lease before the end of the lease term. ROU assets and lease liabilities includes these options when it is reasonably certain that they will be exercised.

The right-of-use assets are initially recognized at cost, which comprises the initial amount of the lease liability adjusted for any lease payments made at or prior to the commencement date of the lease plus any initial direct costs less any lease incentives. They are subsequently measured at cost less accumulated depreciation and impairment losses.

Right-of-use assets are depreciated from the commencement date on a straight-line basis over the shorter of the lease term and useful life of the underlying asset. Right of use assets are evaluated for recoverability whenever events or changes in circumstances indicate that their carrying amounts may not be recoverable. For the purpose of impairment testing, the recoverable amount (i.e. the higher of the fair value less cost to sell and the value-in-use) is determined on an individual asset basis unless the asset does not generate cash flows that are largely independent of those from other assets. In such cases, the recoverable amount is determined for the Cash Generating Unit (CGU) to which the asset belongs.

The lease liability is initially measured at amortized cost at the present value of the future lease payments. The lease payments are discounted using the interest rate implicit in the lease or, if not readily determinable, using the incremental borrowing rate specific to the Company. Lease liabilities are remeasured with a corresponding adjustment to the related right of use asset if the Company changes its assessment if whether it will exercise an extension or a termination option.

Lease liability and ROU asset have been separately presented in the financial statements

#### The Company as a lessor

Leases for which the Company is a lessor is classified as a finance or operating lease. Whenever the terms of the lease transfer substantially all the risks and rewards of ownership to the lessee, the contract is classified as a finance lease. All other leases are classified as operating leases.

## NOTES ON THE STANDALONE FINANCIAL STATEMENTS FOR THE YEAR ENDED 31<sup>ST</sup> MARCH, 2024

When the Company is an intermediate lessor, it accounts for its interests in the head lease and the sublease separately. The sublease is classified as a finance or operating lease by reference to the right-of-use asset arising from the head lease.

For operating leases, rental income is recognized on a straight line basis over the term of the relevant lease.

### e. Inventories

Inventories consisting of stores, spares, raw materials, packing material, finished goods, Work in progress, and trading material are valued at lower of cost and net realisable value after providing for obsolescence if any. However, materials held for use in production of inventories are not written down below cost, if the finished products are expected to be sold at or above cost.

Cost is determined on a moving weighted average basis. Net realisable value is the estimated selling price in the ordinary course of business, less estimated cost of completion and estimated cost necessary to make the sale.

Finished goods and work-in-progress include all costs of purchases, conversion costs and other costs incurred in bringing the inventories to their present location and condition. Cost of work-in-progress and finished goods includes material cost, labour cost and manufacturing overheads absorbed on based one normal capacity of production.

Inventory obsolescence is based on assessment of the future uses. Obsolete and slow-moving items are subjected to continuous technical monitoring and are valued at lower of cost and estimated net realisable value.

### f. Impairment of non-financial assets

Non-financial assets other than inventories and non-current assets held for sale are reviewed at each Balance Sheet date to determine whether there is any indication of impairment. If any such indication exists, or when annual impairment testing for an asset is required, the company estimates the asset's recoverable amount. The recoverable amount is higher than assets or Cash-Generating Units (CGU) fair value fewer costs of disposal and its value in use. The recoverable amount is determined for an individual asset unless the asset does not generate cash flows that are largely independent of those from other assets or groups of assets. When the carrying amount of an asset or CGU exceeds its recoverable amount, the asset is considered impaired and is written down to its recoverable amount. Impairment losses of continuing operations, including impairment on inventories, are recognised in the Statement of Profit and Loss.

Where an impairment loss subsequently reverses, the carrying amount of the asset or CGU is increased to the revised estimate of its recoverable amount, but so that the increased carrying amount does not exceed the carrying amount that would have been determined had no impairment loss been recognised for the asset or CGU in prior years. A reversal of an impairment loss is recognised in the Statement of Profit and Loss.

### g. Revenue recognition

The Company derives revenues primarily from sale of goods comprising of Tiles, Marble and Mosaic

Revenue from contract with customers is recognised upon transfer of control of promised products or services to customers in an amount that reflects the consideration the Company expects to receive in exchange for those products or services. Revenue is measured based on the transaction price, which is the consideration, adjusted for turnover/product/prompt payment discounts to customer as specified in the contract with the customers. When the level of discount varies with increase in levels of revenue transactions, the Company recognises the liability based on its estimate of the customer's future purchases. If it is probable that the criteria for the discount will not be met, or if the amount thereof cannot be estimated reliably, then discount is not recognised until the payment is probable and the amount can be estimated reliably. The Company recognises changes in the estimated amount of obligations for discounts in the period in which the change occurs.

## NOTES ON THE STANDALONE FINANCIAL STATEMENTS FOR THE YEAR ENDED 31<sup>ST</sup> MARCH, 2024

Revenue from sale of goods is recognized, at a point in time when control is transferred to customer, as per the terms of the contracts and no significant uncertainty exists regarding the amount of the consideration that will be derived from the sale of goods. It excludes Goods and Services tax. It is measured at the amount of transaction price received or receivable, net of returns and allowances, trade discounts and volume rebates.

The Company exercises judgement in determining whether the performance obligation is satisfied at a point in time or over a period of time. The Company considers indicators such as how customer consumes benefits as services are rendered or who controls the asset as it is being created or existence of enforceable right to payment for performance to date and alternate use of such product or service, transfer of significant risks and rewards to the customer, acceptance of delivery by the customer, etc.

Dividend Income is accounted for when the right to receive the same is established, which is generally when shareholders approve the dividend.

The sale of services is recognised in the accounting period in which the service is rendered.

Interest Income on financial assets measured at amortised cost is recognised on a time-proportion basis using the effective interest method

Other income is accounted for on an accrual basis except where the receipt of income is uncertain in which case it is accounted for on a receipt basis.

### **h. Foreign currency transactions**

The Financial Statements of Company are presented in INR, which is also the functional currency. In preparing the financial statements, transactions in currencies other than the entity's functional currency are recognised at the rates of exchange prevailing at the dates of the transactions. At the end of each reporting period, monetary items denominated in foreign currencies are translated at the rates prevailing at that date. Non-monetary items denominated in foreign currency are reported at the exchange rate ruling on the date of transaction.

Foreign exchange gains and losses resulting from the settlement of such transactions and the translation of monetary assets and liabilities denominated in foreign currencies at the year-end exchange rates are generally recognized in the Statement of Profit and Loss.

Foreign exchange differences regarded as adjustments to borrowing costs are presented in the Statement of Profit and Loss, within finance cost. All other foreign exchange gains and losses as presented in the Statement of Profit and Loss on a net basis within other gains/(losses).

Non-monetary items measured at fair value in a foreign currency are translated using the exchange rates at the date when the fair value is determined. The gain or loss arising from the translation of non-monetary items measured at fair value is treated in line with the recognition of the gain or loss on the change in fair value of the item (i.e., translation differences on items whose fair value gain or loss is recognized in OCI or statement of profit or loss are also recognized in OCI or Statement of Profit and Loss, respectively). Non-monetary items that are measured in terms of historical cost in a foreign currency are translated using exchange rates on dates of initial recognition.

### **i. Fair Value Measurement**

Fair value is the price that would be received to sell an asset or paid to transfer a liability in an orderly transaction between market participants at the measurement date, regardless of whether that price is directly observable or estimated using another valuation technique. In estimating the fair value of an asset or a liability, the Company takes into account the characteristics of asset and liability if market participants would take those into consideration. Fair value for measurement and / or disclosure purposes in these Financial Statements is determined on such basis except for Inventories, Leases and value in use of non-financial assets. Normally at initial recognition, the transaction price is the best evidence of fair value.

## NOTES ON THE STANDALONE FINANCIAL STATEMENTS FOR THE YEAR ENDED 31<sup>ST</sup> MARCH, 2024

The fair value of an asset or a liability is measured using the assumptions that market participants would use when pricing the asset or liability, assuming that market participants act in their economic best interest. A fair value measurement of a non-financial asset takes into account a market participant's ability to generate economic benefits by using the asset in its highest and best use or by selling it to another market participant that would use the asset in its highest and best use.

The Company uses valuation techniques that are appropriate in the circumstances and for which sufficient data are available to measure fair value, maximizing the use of relevant observable inputs and minimizing the use of unobservable inputs.

All assets and liabilities for which fair value is measured or disclosed in the financial statements are categorized within the fair value hierarchy, described as follows, based on the lowest level input that is significant to the fair value measurement as a whole:

- **Level 1** - Quoted (unadjusted) market prices in active markets for identical assets or liabilities
- **Level 2** - Valuation techniques for which the lowest level input that is significant to the fair value measurement is directly or indirectly observable
- **Level 3** - Valuation techniques for which the lowest level input that is significant to the fair value measurement is unobservable

Financial assets and financial liabilities that are recognised at fair value on a recurring basis, the Company determines whether transfers have occurred between levels in the hierarchy by re-assessing categorization at the end of each reporting period.

### j. Financial instruments

A financial instrument is any contract that gives rise to a financial asset of one entity and a financial liability or equity instrument of another entity. The Company recognises a financial asset or financial liability in its balance sheet only when the entity becomes party to the contractual provisions of the instrument.

#### (a) Financial assets

A financial asset inter-alia includes any asset that is cash, equity instrument of another entity or contractual rights to receive cash or another financial asset or to exchange financial asset or financial liability under condition that are potentially favourable to the Company.

The Company classifies financial assets as subsequently measured at amortized cost, fair value through other comprehensive income or fair value through Profits or loss based on its business model for managing the financial assets and the contractual cash flows characteristics of the financial asset.

#### Investments in subsidiaries

Investments in equity shares of subsidiaries are carried at cost less impairment.

#### Financial assets other than investment in subsidiaries

Financial assets of the Company comprise trade receivable, cash and cash equivalents, Bank balances, Investments in equity shares of companies other than in subsidiaries, Investment in units of Mutual Funds, loans/ advances to employee / related parties / others, security deposit, claims recoverable etc.

#### i. Initial recognition and measurement

All financial assets are recognised initially at fair value plus, in the case of financial assets not recorded at fair value through profit or loss, transaction costs that are attributable to the acquisition of the financial asset. However, Trade receivables that do not contain a significant financing component are measured at Transaction Price. Transaction costs of financial assets carried at fair value through profit or loss are expensed in Statement of Profit and Loss. Where transaction price is not the measure of fair value and fair value is determined using a valuation method that uses data from observable market, the difference between transaction price and fair value

## NOTES ON THE STANDALONE FINANCIAL STATEMENTS FOR THE YEAR ENDED 31<sup>ST</sup> MARCH, 2024

is recognised in Statement of Profit and Loss on the date of recognition if the fair value pertains to Level 1 or Level 2 of the fair value hierarchy and in other cases spread over life of the financial instrument using effective interest method

### ii. Subsequent measurement

For purposes of subsequent measurement financial assets are classified in the below categories:

- **Financial assets carried at amortized cost:**

Financial assets are measured at amortized cost if the financial asset is held within a business model whose objective is to hold financial assets in order to collect contractual cash flows and the contractual terms of the financial asset give rise on specified dates to cash flows that are solely payments of principal and interest on the principal amount outstanding. These financial assets are amortized using the effective interest rate (EIR) method, less impairment. Amortized cost is calculated by taking into account any discount or premium on acquisition and fees or costs that are an integral part of the EIR. The EIR amortization is included in finance income in the statement of profit and loss. The losses arising from impairment are recognised in the statement of profit and loss in finance costs.

- **Financial assets at fair value through other comprehensive income:**

Financial assets are mandatorily measured at fair value through other comprehensive income if the financial asset is held within a business model whose objective is achieved by both collecting contractual cash flows and selling financial assets and the contractual terms of the financial asset give rise on specified dates to cash flows that are solely payments of principal and interest on the principal amount outstanding.

The Company has made an irrevocable election for its investments which are classified as equity instruments to present the subsequent changes in fair value in other comprehensive income based on its business model.

- **Financial assets at fair value through profit or loss**

Any financial asset that does not meet the criteria for classification as at amortized cost or as financial assets at fair value through other comprehensive income, is classified as financial assets at fair value through profit or loss. Further, financial assets at fair value through profit or loss also include financial assets held for trading and financial assets designated upon initial recognition at fair value through profit or loss. Financial assets are classified as held for trading if they are acquired for the purpose of selling or repurchasing in the near term. Financial assets at fair value through profit or loss are fair valued at each reporting date with all the changes recognised in the Statement of profit and loss.

### iii. De-recognition

The Company derecognises a financial asset only when the contractual rights to the cash flows from the asset expire, or when it transfers the financial asset and substantially all the risks and rewards of ownership of the asset to another entity. If the Company neither transfers nor retains substantially all the risks and rewards of ownership and continues to control the transferred asset, the Company recognises its retained interest in the asset and an associated liability for amounts it may have to pay.

### iv. Impairment of financial assets

The Company assesses impairment based on the expected credit losses (ECL) model for measurement and recognition of impairment loss, the calculation of which is based on historical data, on the financial assets that are trade receivables or contract revenue receivables and all lease receivables.

Impairment loss allowance (or reversal) recognised during the period is recognised as expense/income in the statement of profit and loss.



## NOTES ON THE STANDALONE FINANCIAL STATEMENTS FOR THE YEAR ENDED 31<sup>ST</sup> MARCH, 2024

### (b) Financial liabilities

The Company's financial liabilities includes borrowings, trade payable, accrued expenses and other payables.

The Company classifies all financial liabilities as subsequently measured at amortized cost, except for financial liabilities at fair value through profit or loss. Such liabilities, including derivatives that are liabilities, shall be subsequently measured at fair value.

#### i. Initial recognition and measurement

All financial liabilities are recognized initially at fair value and, in the case of loans and borrowings and payables, net of directly attributable transaction costs. The Company's financial liabilities include trade and other payables, loans and borrowings including bank overdrafts.

#### ii. Subsequent measurement

The measurement of financial liabilities depends on their classification, as described below:

- **Financial liabilities at amortized cost**

After initial recognition, interest-bearing loans and borrowings are subsequently measured at amortized cost using the EIR method. Gains and losses are recognized in profit or loss when the liabilities are derecognized as well as through the EIR amortization process.

Amortized cost is calculated by taking into account any discount or premium on acquisition and fees or costs that are an integral part of the EIR. The EIR amortization is included as finance costs in the statement of profit and loss.

- **Financial liabilities at fair value through profit or loss**

Financial liabilities at fair value through profit or loss include financial liabilities held for trading and financial liabilities designated upon initial recognition as at fair value through profit or loss. Financial liabilities are classified as held for trading if they are incurred to repurchase in the near term.

Gains or losses on liabilities held for trading are recognized in the Statement of Profit and Loss.

#### iii. De-recognition

A financial liability is derecognized when the obligation under the liability is discharged or cancelled or expires. When an existing financial liability is replaced by another from the same lender on substantially different terms or the terms of an existing liability are substantially modified, such an exchange or modification is treated as the derecognition of the original liability and the recognition of a new liability. The difference in the respective carrying amounts is recognized in the Statement of Profit and Loss.

### (c) Offsetting of financial instruments

Financial assets and financial liabilities are offset and the net amount is reported in the balance sheet if there is a currently enforceable legal right to offset the recognized amounts and there is an intention to settle on a net basis, to realize the assets and settle the liabilities simultaneously.

### k. Employee Benefits

#### 1. Short term employee benefits

All employee benefits payable wholly within twelve months of rendering services are classified as short-term employee benefits. Benefits such as salaries, wages, short-term compensated absences and performance incentives, are recognised during the period in which the employee renders related services and are measured at undiscounted amount expected to be paid when the liabilities are settled.

## NOTES ON THE STANDALONE FINANCIAL STATEMENTS FOR THE YEAR ENDED 31<sup>ST</sup> MARCH, 2024

### 2. Long term employee benefits

The cost of providing long term employee benefit such as earned leave is measured as the present value of expected future payments to be made in respect of services provided by employee's upto the end of the reporting period. The expected costs of the benefit is accrued over the period of employment using Projected Unit Credit Method. Actuarial gains and losses arising from the experience adjustments and changes in actuarial assumptions are charged or credited to the Statement of Profit or Loss in which they arise except those included in cost of assets as permitted. The benefit is valued annually by independent actuary.

### 3. Post-employment benefit plan

The Company provides the following post-employment benefits:

- Defined benefit plans such as gratuity
- Defined contributions plan such as provident fund & pension fund

#### Defined Benefit Plans:

The cost of providing benefits under the defined benefit plan is determined using the projected unit credit method on the basis of actuarial valuation made at the end of each balance sheet date, which recognises each period of service as given rise to additional unit of employees benefit entitlement and measuring each unit separately to build up the final obligation. The yearly expenses on account of these benefits are provided in the books of accounts.

The net interest cost is calculated by applying the discount rate to the net balance of the defined benefit obligation and the fair value of plan assets. This cost is included in employee benefit expense in the Statement of Profit and Loss except those included in cost of assets as permitted.

Re-measurements comprising of actuarial gains and losses arising from experience adjustments and change in actuarial assumptions, the effect of change in assets ceiling (if applicable) and the return on plan asset (excluding net interest as defined above) are recognised in other comprehensive income (OCI) except those included in cost of assets as permitted in the period in which they occur. Re-measurements are not reclassified to the Statement of Profit and Loss in subsequent periods.

Service cost (including current service cost, past service cost, as well as gains and losses on curtailments and settlements) is recognised in the Statement of Profit and Loss except those included in cost of assets as permitted in the period in which they occur.

Liabilities regarding compensated absences have been classified as current/ non-current at the present value of the defined benefit obligation at the balance sheet date as per the Actuarial valuation report and other benefits like gratuity have been classified as current.

#### Defined Contribution Plans:

Eligible employees of the Company receive benefits from a provident fund which is a defined benefit plan. Both the eligible employee and the Company make monthly contributions to the provident fund plan equal to a specified percentage of the covered employees salary. The Company contributes a part of the contribution to the provident fund.

Payments to defined contribution retirement benefit plans, viz., Provident Fund for certain eligible employees, Pension Fund and Superannuation benefits are recognised as an expense when employees have rendered the service entitling them to the contribution.

### I. Provisions, Contingent Liabilities and Contingent Assets

Provisions are recognised when there is a present legal or constructive obligation as a result of a past event and it is probable (i.e. more likely than not) that an outflow of resources embodying economic benefits will be required to settle the obligation

## NOTES ON THE STANDALONE FINANCIAL STATEMENTS FOR THE YEAR ENDED 31<sup>ST</sup> MARCH, 2024

and a reliable estimate can be made of the amount of the obligation. Such provisions are determined based on management estimate of the amount required to settle the obligation at the balance sheet date. When the Company expects some or all of a provision to be reimbursed, the reimbursement is recognised as a standalone asset only when the reimbursement is virtually certain.

If the effect of the time value of money is material, provisions are discounted using a current pre-tax rate that reflects, the risks specific to the liability. When discounting is used, the increase in the provision due to the passage of time is recognised as a finance cost.

Present obligations arising under onerous contracts are recognised and measured as provisions. An onerous contract is considered to exist when a contract under which the unavoidable costs of meeting the obligations exceed the economic benefits expected to be received from it. Unavoidable cost is determined based on cost that are directly attributable to having and executing the contracts.

Contingent liabilities may arise from the ordinary course of business about claims against the Company, including legal, contractor, land access and other claims. By their nature, contingencies will be resolved only when one or more uncertain future events occur or fail to occur. The assessment of the existence, and potential quantum, of contingencies inherently involves the exercise of significant judgments and the use of estimates regarding the outcome of future events. These are reviewed at each balance sheet date and are adjusted to reflect the current management estimate.

Contingent Assets are not recognised, however disclosed in Financial Statement when inflow of economic benefits is probable. However, when the realisation of income is virtually certain, then the related asset is no longer a contingent asset but is recognised as an asset.

### **m. Segment reporting**

Operating segments are those components of the business whose operating results are regularly reviewed by the chief operating decision making body in the company to make decisions for performance assessment and resource allocation. The reporting of segment information is the same as provided to the management for the performance assessment and resource allocation to the segments.

The accounting policies adopted for segment reporting are in line with the accounting policies of the Company.

Inter-segment revenue is accounted for based on transactions which are primarily determined based on market / fair value factors.

Revenue, expenses, assets and liabilities which relate to the Company as a whole and are not allocable to segments on a reasonable basis have been included under “unallocated revenue/expenses/assets/liabilities”.

### **n. Earnings per share**

In determining the earnings per share, the Company considers the net profit/(loss) after tax and the post-tax effect of any extra-ordinary/exceptional item is shown separately. The number of shares considered in computing basic earnings per share is the weighted average number of shares outstanding during the year. The number of shares considered for computing diluted earnings per share comprises the weighted average number of shares used for deriving the basic earnings per share and also the weighted average number of equity shares that could have been issued on the conversion of all dilutive potential equity shares as may be applicable. The number of shares and potentially dilutive equity shares are adjusted for any stock splits and bonus shares issues.

**NOTES ON THE STANDALONE FINANCIAL STATEMENTS** FOR THE YEAR ENDED 31<sup>ST</sup> MARCH, 2024**o. Cash flow statement**

Statement of Cash Flows is prepared to segregate the cash flows into operating, investing and financing activities. Cash flow from operating activities is reported using an indirect method, prescribed in the relevant IND AS adjusting the net profit / (Loss) for the effects of:

- i. Changes during the period in inventories and operating receivables and payables transactions of a non-cash nature;
- ii. Non-cash items such as depreciation, provisions, deferred taxes, unrealized foreign currency gains and losses
- iii. All other items for which the cash effects are investing or financing cash flows.

For the purpose of presentation in the statement of cash flows, cash and cash equivalents includes cash on hand, cheques and drafts on hand, deposits held with Banks

**Recent accounting pronouncements:**

Ministry of Corporate Affairs ('MCA') notifies new standards or amendments to the existing standards under Companies (Indian Accounting Standards) Rules as issued from time to time. For the year ended 31st March, 2024, MCA has not notified any new standards or amendments to the existing standards applicable to the Holding Company and Subsidiary Companies incorporated in India.

## NOTES ON THE STANDALONE FINANCIAL STATEMENTS FOR THE YEAR ENDED 31<sup>ST</sup> MARCH, 2024

3. Property, Plant and Equipment	(Rs. in Lakhs)										
	Particulars	Freehold Land	Lease Hold land	Buildings	Office Equipment's	Plant & Equipment	Electrical Installations	Furniture & Fixture	Windmill	Vehicles (Finance Lease)	Total
<b>Cost</b>											
As at April 1, 2022	6,003.57	278.38	19,947.18	1,208.72	55,740.61	1,093.91	2,840.58	3,680.54	663.43	91,456.92	
Additions	-	-	-	15.13	3.44	-	2.70	-	-	21.27	
Disposals	-	-	-	-	-	-	-	-	11.75	11.75	
As at March 31, 2023	6,003.57	278.38	19,947.18	1,223.85	55,744.05	1,093.91	2,843.28	3,680.54	651.68	91,466.44	
As at April 1, 2023	6,003.57	278.38	19,947.18	1,223.85	55,744.05	1,093.91	2,843.28	3,680.54	651.68	91,466.44	
Additions	-	-	-	13.46	16.98	-	21.18	-	-	51.62	
Disposals	-	-	-	0.59	0.65	-	2.59	-	-	3.83	
As at March 31, 2024	6,003.57	278.38	19,947.18	1,236.72	55,760.38	1,093.91	2,861.87	3,680.54	651.68	91,514.23	
<b>Accumulated Depreciation</b>											
As at April 1, 2022	-	28.56	11,413.40	1,114.58	35,736.03	1,037.05	2,445.40	2,797.87	634.89	55,207.78	
Depreciation charge for the year	-	6.18	570.88	38.20	1,978.03	7.90	44.48	151.36	1.24	2,798.27	
Disposals	-	-	-	-	-	-	-	-	11.75	11.75	
As at March 31, 2023	-	34.74	11,984.28	1,152.78	37,714.06	1,044.95	2,489.88	2,949.23	624.39	57,994.30	
As at April 1, 2023	-	34.74	11,984.28	1,152.78	37,714.06	1,044.95	2,489.88	2,949.23	624.39	57,994.30	
Depreciation charge for the year	-	6.18	548.53	36.48	1,979.41	7.63	44.99	151.36	0.77	2,775.35	
Disposals	-	-	-	0.59	0.09	-	1.29	-	-	1.97	
As at March 31, 2024	-	40.92	12,532.81	1,188.67	39,693.38	1,052.58	2,533.58	3,100.59	625.16	60,767.68	
<b>Net Book Value:</b>											
As at March 31, 2024	6,003.57	237.46	7,414.37	48.05	16,067.00	41.33	328.29	579.95	26.52	30,746.55	
As at March 31, 2023	6,003.57	243.64	7,962.90	71.07	18,029.99	48.96	353.40	731.31	27.30	33,472.14	

**Notes:**

- Property, plant and equipment pledged as security, refer to note 17.1 for information on property, plant and equipment pledged as security by the company
- Title deeds of the Immovable Property are held in the name of the Company except for Immovable Property as disclosed in Note No. 45



# NOTES ON THE STANDALONE FINANCIAL STATEMENTS

FOR THE YEAR ENDED 31<sup>ST</sup> MARCH, 2024

3.1 CAPITAL WORK -IN-PROGRESS	(Rs. In Lakhs)
<b>As at 01st April, 2022</b>	<b>260.67</b>
Add: Addition	-
Less: Capitalisation	16.00
<b>As at 01st April, 2023</b>	<b>244.67</b>
Add: Addition	-
Less: Capitalisation	-
<b>At 31st March, 2024</b>	<b>244.67</b>

Capital work-in-progress ageing schedule for the year ended March 31, 2024 and March 31, 2023 is as follows:

Particular		Amount in CWIP for a period of				Total
		Less than 1 Year	1-2 Years	2-3 years	More than 3 Years	
Projects in progress	(31st March 2024)	-	-	-	-	-
	(31st March 2023)	-	-	-	-	-
Projects temporarily suspended	(31st March 2024)	-	-	-	244.67	<b>244.67</b>
	(31st March 2023)	-	-	-	244.67	<b>244.67</b>
Total Projects in progress	(31st March 2024)	-	-	-	-	-
	(31st March 2023)	-	-	-	-	-
Total Projects temporarily suspended	(31st March 2024)	-	-	-	244.67	<b>244.67</b>
	(31st March 2023)	-	-	-	244.67	<b>244.67</b>

For capital-work-in progress, whose completion is overdue or has exceeded its cost compared to its original plan the project wise details of when the project is expected to be completed is given below as of March 31, 2024 and March 31, 2023 (The Management will re-estimate the cost of completion once the project is started):

Particular		To be completed in				Total
		Less than 1 Year	1-2 Years	2-3 years	More than 3 Years	
<b>Projects temporarily suspended</b>						
Digital Showroom	(31st March 2024)	-	-	-	244.67	<b>244.67</b>
Digital Showroom	(31st March 2023)	-	-	-	244.67	<b>244.67</b>
<b>Projects in progress</b>						
Others	(31st March 2024)	-	-	-	-	-
Others	(31st March 2023)	-	-	-	-	-

## NOTES ON THE STANDALONE FINANCIAL STATEMENTS FOR THE YEAR ENDED 31<sup>ST</sup> MARCH, 2024

### 3A. Right-of-use Asset

Amounts recognised in balance sheet and statement of profit and loss :

	(Rs. In Lakhs)
	<b>Amount (Building)</b>
<b>As at 1 April 2022</b>	<b>70.99</b>
Add: Additions	246.76
Less: Depreciation charged on the right-of-use assets	122.12
<b>As at 31 March 2023</b>	<b>195.63</b>
<b>As at 1 April 2023</b>	<b>195.63</b>
Add: Additions	112.08
Less: Depreciation charged on the right-of-use assets	132.27
<b>As at 31 March 2024</b>	<b>175.44</b>

### 4. Other Intangible assets

	(Rs. in Lakhs)
	<b>Amount (Computer Software)</b>
<b>Cost</b>	
<b>As at April 1, 2022</b>	<b>433.76</b>
Additions	40.00
Disposals	-
<b>As at March 31, 2023</b>	<b>473.76</b>
Additions	0.54
Disposals	-
<b>As at March 31, 2024</b>	<b>474.30</b>
<b>Accumulated Amortisation</b>	
<b>As at April 1, 2022</b>	<b>433.76</b>
Amortisation charge for the year	5.59
Disposals	-
<b>As at March 31, 2023</b>	<b>439.35</b>
Amortisation charge for the year	8.59
Disposals	-
<b>As at March 31, 2024</b>	<b>447.94</b>
<b>Net book value :</b>	
<b>As at March 31, 2024</b>	<b>26.36</b>
<b>As at March 31, 2023</b>	<b>34.41</b>

## NOTES ON THE STANDALONE FINANCIAL STATEMENTS FOR THE YEAR ENDED 31<sup>ST</sup> MARCH, 2024

### 5. Investments

	(Rs. in Lakhs)	
	As at March 31, 2024	As at March 31, 2023
Investments in subsidiaries - At cost less Impairment		
<b>(a) Investments in equity shares (unquoted)</b>		
<b>Nitco Realities Private Limited:</b>		
2,00,000 Equity shares of Rs.1 each fully paid up	694.59	694.59
<b>New Vardhman Vitrified Private Limited:</b>		
1,27,50,000 Equity shares of Rs.10 each fully paid up	1,561.35	1,561.35
Less : Provision for diminution in the value of investment (Refer note 5(i) below)	1,561.35	1,561.35
<b>Total</b>	<b>694.59</b>	<b>694.59</b>
<b>(b) Investments in preference shares (unquoted)</b>		
<b>New Vardhman Vitrified Private Limited:</b>		
47,87,763 Preference shares of Rs.10 each fully paid up	478.78	478.78
Less : Provision for diminution in the value of investment (Refer note 5(i) below)	478.78	478.78
<b>Total</b>	-	-
<b>Aggregate value of unquoted investments</b>	<b>694.59</b>	<b>694.59</b>

**Note 5(i):** As on 31st March, 2020 management has considered that the losses suffered by New Vardhman Vitrified Private Limited, a subsidiary company, and suspension of its operations, indicate an impairment in the carrying value of the investment in the subsidiary. Accordingly, management has estimated a provision of Rs. 2,040.13 lakhs as a diminution in the carrying value of its investment. Decision of the management is mainly based on existing market conditions.

The company has sold stake in New Vardhman Vitrified Private Limited ("NVVPL) and the money against the same has been received. However NVVPL shares that were in the name of company have not been handed over to the buyer due to non receipt of no objection certificate from LIC (one of the lenders of the Company)

### 6. Other financial assets (At Amortised Cost)

	(Rs. in Lakhs)	
	As at March 31, 2024	As at March 31, 2023
Balances with Banks - Held as Margin Money (Refer note 6.1 & 6.2)	2,310.67	2,310.95
Security Deposits	1,236.55	1,176.65
<b>Total</b>	<b>3,547.22</b>	<b>3,487.60</b>

Note 6.1 Fixed deposit amounting to Rs. 151.49 Lakhs (previous year Rs. 141.14 Lakhs) is in the name of Cospar Impex Pvt Ltd which is merged in the company in the past years.

Note 6.2 - Margin money with banks is given for Bank Guarantees.

### 7. Other non-current assets

	(Rs. in Lakhs)	
	As at March 31, 2024	As at March 31, 2023
Income Tax Payment (Net)	445.55	438.67
Capital Advances*	917.69	995.99
Prepaid Lease rental	43.80	87.71
<b>Total</b>	<b>1,407.04</b>	<b>1,522.37</b>

\*The company had in past given capital advance of Rs. 995.99 lakhs to Saumya Buildcon Pvt Ltd (SBPL) for procurement of land for which transaction did not materialize due to condition of real estate market. During the year, the Company has recovered Rs. 140.78 lakhs against the said advance. The Company has received balance confirmation from SBPL as at 31st March, 2024 confirming the balance amount. The management has reviewed the SBPL's financial statements to assess their ability to repay the advance. Based on this review, the management expects advance to be fully recovered in FY 2025 and hence no provision has been made in the books of accounts for the same.

**NOTES ON THE STANDALONE FINANCIAL STATEMENTS** FOR THE YEAR ENDED 31<sup>ST</sup> MARCH, 2024**8. Inventories (Valued at lower of Cost and Net Realisable Value)**

(Rs. in Lakhs)

	<b>As at March 31, 2024</b>	<b>As at March 31, 2023</b>
Raw Materials	758.61	600.61
Finished Goods	4,100.09	4,569.90
Stock in trade	621.91	1,486.80
Stores and spares	93.99	115.33
<b>Total</b>	<b>5,574.60</b>	<b>6,772.64</b>

During the year the company has written down Marble Inventory on account of slow moving, non-moving and old inventory by Rs. 432.91 lakhs whereas company has reversed provision created in previous years on account of slow moving, non-moving and old Tiles and Mosaico Inventory by Rs. 869.09 lakhs which resulted into net reversal of Rs. 436.18 lakhs in the current year (previous year Rs. 55.34 lakhs)

There is no goods in transit as on 31st March, 2024 & as on 31st March, 2023

**9. Inventories – Real Estate**

(Rs. in Lakhs)

	<b>As at March 31, 2024</b>	<b>As at March 31, 2023</b>
Land at Kanjurmarg (Refer note no.45)	15,000.00	15,000.00
<b>Total</b>	<b>15,000.00</b>	<b>15,000.00</b>

**10. Trade receivables**

(Rs. in Lakhs)

	<b>As at March 31, 2024</b>	<b>As at March 31, 2023</b>
Undisputed Trade Receivable considered good - Unsecured	5,248.73	8,460.30
Less : Allowance for Expected credit loss	1,530.64	1,068.76
<b>Trade Receivable considered good - Unsecured</b>	<b>3,718.09</b>	<b>7,391.54</b>
Undisputed Trade receivables credit impaired - Unsecured	3,804.17	4,282.45
Less : Allowance for Expected credit loss	3,804.17	4,282.45
<b>Trade Receivable credit impaired - Unsecured</b>	<b>-</b>	<b>-</b>
Disputed Trade Receivable credit impaired - Unsecured	687.47	725.54
Less : Allowance for Expected credit loss	687.47	725.54
<b>Trade Receivable credit impaired - Unsecured</b>	<b>-</b>	<b>-</b>
<b>Total trade receivables</b>	<b>3,718.09</b>	<b>7,391.54</b>

**Note:** The Company has used a practical expedient for computing Allowance for Expected credit loss for trade receivables, taking into account historical credit loss experience and accordingly, provisions are made for expected credit loss for amounts due from customers where necessary.

## NOTES ON THE STANDALONE FINANCIAL STATEMENTS FOR THE YEAR ENDED 31<sup>ST</sup> MARCH, 2024

### Trade receivables aging schedule for the year ended as on March 31, 2024 and March 21 2023 :

(Rs. in Lakhs)

Particulars		Outstanding for following periods from due date of payment						Total
		Not Due	Less than 6 Months	6 months to 1 year	1-2 Years	2-3 Years	More than 3 Years	
Undisputed Trade receivables	(31st March 2024)	2,030.59	2,236.32	423.85	415.84	142.13	-	5,248.73
- Considered good	(31st March 2023)	3,325.42	4,209.77	360.09	267.16	297.86	-	8,460.30
Undisputed Trade receivables	(31st March 2024)	-	-	-	-	-	3,804.17	3,804.17
- Credit impaired	(31st March 2023)	-	-	-	-	-	4,282.45	4,282.45
Disputed Trade receivables -	(31st March 2024)	-	-	-	-	-	-	-
Considered good	(31st March 2023)	-	-	-	-	-	-	-
Disputed Trade receivables -	(31st March 2024)	-	-	-	-	-	687.47	687.47
Credit impaired	(31st March 2023)	-	-	-	-	-	725.54	725.54
	(31st March 2024)	2,030.59	2,236.32	423.85	415.84	142.13	4,491.64	9,740.37
	(31st March 2023)	3,325.42	4,209.77	360.09	267.16	297.86	5,007.99	13,468.29
Less : Allowance for credit loss	(31st March 2024)	-	-	-	-	-	-	6,022.28
	(31st March 2023)	-	-	-	-	-	-	6,076.75
<b>Total Trade Receivables</b>	<b>(31st March 2024)</b>	-	-	-	-	-	-	<b>3,718.09</b>
	<b>(31st March 2023)</b>	-	-	-	-	-	-	<b>7,391.54</b>

### 11. Cash and cash equivalents

(Rs. in Lakhs)

	As at March 31, 2024	As at March 31, 2023
<b>Balances with banks</b>	641.71	1,052.88
Cash In hand	2.74	2.48
<b>Total</b>	<b>644.45</b>	<b>1,055.36</b>

### 12. Loans

(Rs. in Lakhs)

	As at March 31, 2024	As at March 31, 2023
Loans to Related Parties - refer note 34 (C)		
Unsecured, Considered Good (Refer note (i) below)	4,643.63	5,887.35
Unsecured, Credit Impaired	1,824.83	1,824.83
Less: Impairment	(1,824.83)	(1,824.83)
Other Loans & Advances		
Unsecured, Considered Good	9.19	5.32
<b>Total</b>	<b>4,652.82</b>	<b>5,892.67</b>

**Note:** (i) The Company had advanced in earlier year's to Nitco Realities Private Limited ("NRPL"), a wholly owned subsidiary of the company in the form of Equity Investment of Rs. 694.59 lakhs and Loans of Rs. 5,885.10 lakhs (which currently stands as Rs. 4,641.37 lakhs), which was further advanced by NRPL to its various subsidiary and other entities for acquiring land. Due to conditions of Real Estate market and financial crunch in company some of the proposed real estate project did not materialise. On 20th March, 2024, the Company had received Show Cause Notice ("SCN") from Securities and Exchange Board of India ("SEBI") alleging under provisioning of Rs. 1,452 Lakhs in FY 2018-19 to FY 2021-22. The Company is in the process of providing response to the SCN and has also filed an application with SEBI proposing for a settlement under the Securities and Exchange Board of India ("SEBI") (Settlement Proceedings) Regulations, 2018. Pending settlement, NRPL has made a provision for expected credit loss of Rs. 747 lakhs.

The Company has appointed an independent valuer to conduct fair valuation of land in NRPL along with its subsidiaries. Basis such valuation, the management believes that the loans given by the Company to NRPL are recoverable and also the value of its Equity Investment is adequately supported. Accordingly, no provision for impairment in the value of its equity investment and expected credit loss for loans given is recorded by the Company.

(ii) There are no loans due from directors or other officers of the Company either severally or jointly with any other person.



**NOTES ON THE STANDALONE FINANCIAL STATEMENTS** FOR THE YEAR ENDED 31<sup>ST</sup> MARCH, 2024

Disclosure required by SEBI (Listing Obligations and Disclosure Requirement) Regulations, 2015:

Loans and advances in the nature of loans given to the subsidiary:

(Rs. in Lakhs)

	Loans Outstanding		Maximum amount outstanding during the year ended on	
	As at March 31, 2024	As at March 31, 2023	As at March 31, 2024	As at March 31, 2023
Nitco Realities Pvt. Ltd.	4,641.37	5,885.10	5,885.10	5,885.10
Meghdoot Properties Pvt. Ltd.	0.57	0.57	0.57	0.57
Maxwealth Properties Pvt. Ltd.	0.57	0.57	0.57	0.57
Feel Better Housing Pvt. Ltd.	0.57	0.57	0.57	0.57
Silver-Sky Real Estates Pvt. Ltd.	0.55	0.54	0.55	0.55

**Note** - Balance outstanding w.r.t. New Vardhman Vitriified Private Limited ("NVVPL") is not disclosed above as it ceases to be the subsidiary of the company (Also Refer to note no. 5)

**13. Other financial assets (At Amortised Cost)**

(Rs. in Lakhs)

	As at March 31, 2024	As at March 31, 2023
Others (Unsecured considered good unless otherwise stated)	36.94	47.57
<b>Total</b>	<b>36.94</b>	<b>47.57</b>

**14. Other current assets**

(Rs. in Lakhs)

	As at March 31, 2024	As at March 31, 2023
Balance with statutory authorities	2,488.85	2,515.45
Advances for supply of goods and rendering of services*	398.51	224.78
Prepaid expenses	76.69	107.15
Other Receivables	413.76	136.40
<b>Total</b>	<b>3,377.81</b>	<b>2,983.78</b>

\***Note** - Net of Provision for Advance of Rs. 945.05 lakhs (Previous Year Rs. 964.32 lakhs)

## NOTES ON THE STANDALONE FINANCIAL STATEMENTS FOR THE YEAR ENDED 31<sup>ST</sup> MARCH, 2024

### 15. Equity share capital

	As at 31 March 2024		As at 31 March 2023	
	Nos.	Rs. in Lakhs	Nos.	Rs. in Lakhs
<b>Authorised:</b>				
<b>Equity Shares:</b>				
Equity shares of Rs.10/- each	8,00,00,000	8,000.00	8,00,00,000	8,000.00
<b>Preference Shares:</b>				
Redeemable Preference Shares of Rs.10/- each	15,00,00,000	15,000.00	15,00,00,000	15,000.00
<b>Issued, Subscribed and Paid-up</b>				
<b>Equity Shares:</b>				
Equity shares of Rs.10/- each	7,18,58,955	7,185.90	7,18,58,955.00	7,185.90
<b>Total</b>	<b>7,18,58,955</b>	<b>7,185.90</b>	<b>7,18,58,955.00</b>	<b>7,185.90</b>

#### A. Reconciliation of the shares outstanding at the beginning and at the end of the year 31 March 24

	As at 31 March 2024		As at 31 March 2023	
	No of Shares	Amount	No of Shares	Amount
At the beginning of the year	7,18,58,955	7,185.90	7,18,58,955.00	7,185.90
Issued during the year	-	-	-	-
Outstanding at the end of the year	7,18,58,955	7,185.90	7,18,58,955.00	7,185.90

#### B. Following shareholders hold equity shares more than 5% of the total equity shares of the Company:

Name of Shareholder	As at 31 March 2024		As at 31 March 2023	
	Number of shares held having face value of Rs. 10 each	% of holding in class	Number of shares held having face value of Rs. 10 each	% of holding in class
Aurella Estates And Investments Pvt Ltd [Refer Note 15 (B) (i)]	2,56,76,949	35.73%	2,56,76,949	35.73%
Vivek Prannath Talwar	63,23,669	8.80%	63,23,669	8.80%
JM Financial Asset Reconstruction Company Ltd	1,09,17,888	15.19%	1,70,04,732	23.66%

Note 15 (B) (i) Pursuant to the scheme of Merger by absorption of Aurella Estates and Investments Private Limited (Transferor Company) with Melisma Finance and Trading Private Limited (Transferee Company) by order of the Regional Director, the Equity shares held by the transferor Company stand vested in the transferee Company. However, as on March 31, 2024 the demat account is not transferred in the name of Melisma Finance and Trading Private Limited and therefore, the name of Aurella Estates and Investments Private Limited is still appearing in the promoter category.

## NOTES ON THE STANDALONE FINANCIAL STATEMENTS FOR THE YEAR ENDED 31<sup>ST</sup> MARCH, 2024

### C. Terms/Rights attached to equity shares

The Company has only one class of equity shares having par value of Rs. 10/- per share. Each holder of the equity share is entitled to one vote per share. In the event of liquidation of the Company, the holders of equity shares will be entitled to receive remaining assets of the Company, after distribution of all preferential amounts. The distribution will be in proportion to the number of equity shares held by the shareholders.

### D. Shareholding of promoter

Promoter name	No of Shares as on 31 March, 2024	% of total shares	No of Shares as on 31 March, 2023	% of total shares	% Change during the year
Vivek Prannath Talwar [Note No. 15 (D) (i)]	63,23,669	8.8	63,23,669	8.8	-
Aurella Estates And Investments Pvt Ltd [Refer Note 15 (B) (i) and Note No. 15 (D) (i)]	2,56,76,949	35.73	2,56,76,949	35.73	-
<b>Promoter Group</b>					
Rajeshwari Prannath Talwar	8,25,988	1.15	8,25,988	1.15	-
Anjali Vivek Talwar	5,43,146	0.76	5,43,146	0.76	-
Poonam Wasan	1,19,432	0.17	1,19,432	0.17	-
Lovraj Talwar	87,301	0.12	87,301	0.12	-
Sanjnaa Talwar	85,517	0.12	85,517	0.12	-
Vivek Talwar (HUF)	27,264	0.04	27,264	0.04	-
A N Talwar (HUF)	2,001	0	2,001	0	-
Watco Engineering Co. Pvt. Ltd	-	-	16,16,712	2.25	(2.25)
Nitco Paints Pvt. Ltd.	-	-	15,98,299	2.22	(2.22)
Rang Mandir Builders Pvt. Ltd.	-	-	2,80,269	0.39	(0.39)
Ushakiran Builders Pvt. Ltd.	2,09,417	0.29	2,09,417	0.29	-
Lavender Properties Pvt. Ltd.	2,08,072	0.29	2,08,072	0.29	-
Prakalp Properties Pvt. Ltd.	1,75,785	0.24	1,75,785	0.24	-
Eden Garden Builders Pvt. Ltd.	-	-	1,56,951	0.22	(0.22)
Nitco Tiles And Marble Industries Andhra Pvt. Ltd.	85,517	0.12	85,517	0.12	-
Enjoy Builders Pvt. Ltd.	72,646	0.1	72,646	0.1	-
Northern India Tiles Corporation	2,240	0	2,240	0	-
Northern India Tiles (Sales) Corporation	1	0	1	0	-

Note 15 (D) (i) Shares held by promoters are pledged against Term Loans assigned to JM Financial Assets Reconstruction Company

## NOTES ON THE STANDALONE FINANCIAL STATEMENTS FOR THE YEAR ENDED 31<sup>ST</sup> MARCH, 2024

### 16. Other equity

Particulars	Reserves and Surplus					Re-measurements of defined benefit obligations	Total other Equity
	Capital Reserve	Share Premium Account	Capital Redemption Reserve	General Reserve	Retained Earnings / (Losses)		
Notes	(a)	(b)	(c)	(d)	(e)	(f)	
<b>As at 1st April 2023</b>	<b>1,875.68</b>	<b>42,591.33</b>	<b>965.00</b>	<b>3,846.91</b>	<b>(91,123.41)</b>	<b>87.63</b>	<b>(41,756.86)</b>
Net income / (loss) for the year	-	-	-	-	(15,658.55)	-	(15,658.55)
Other comprehensive income	-	-	-	-	-	8.53	8.53
<b>As at 31 March 2024</b>	<b>1,875.68</b>	<b>42,591.33</b>	<b>965.00</b>	<b>3,846.91</b>	<b>(1,06,781.96)</b>	<b>96.16</b>	<b>(57,406.88)</b>
<b>As at 1st April 2022</b>	<b>1,875.68</b>	<b>42,591.33</b>	<b>965.00</b>	<b>3,846.91</b>	<b>(75,997.54)</b>	<b>57.33</b>	<b>(26,661.29)</b>
Net income / (loss) for the year	-	-	-	-	(15,125.86)	-	(15,125.86)
Other comprehensive income	-	-	-	-	-	30.30	30.30
<b>As at 31 March 2023</b>	<b>1,875.68</b>	<b>42,591.33</b>	<b>965.00</b>	<b>3,846.91</b>	<b>(91,123.40)</b>	<b>87.63</b>	<b>(41,756.85)</b>

Note (a) Capital Reserve is created on account of amalgamation of Particle Boards India Limited with the Company pursuant to the Scheme of Amalgamation in the financial year 2010-11 & unexercised share warrants in the financial year 2019-20.

Note (b) Share Premium Account is used to record the premium on issue of shares. The reserve is utilised in accordance with the provisions of the Companies Act, 2013.

Note (c) Capital Redemption Reserve is created on account of redemption of preference shares. The preference shares were redeemed in the financial years 2003-04.

Note (d) General Reserve is created from time to time by way of transfer of profits from retained earnings. General reserve is created by a transfer from one component of equity to another.

Note (e) Retained earnings/ (losses) represents cumulative profit/ (loss) of the Company. The reserve can be utilised in accordance with the provision of the Companies Act, 2013.

Note (f) Gains / Losses arising on Remeasurements of Defined Benefit Plans are recognised in the Other Comprehensive Income as per IND AS-19 and shall not be reclassified to the Statement of Profit or Loss in the subsequent years.

### 17. Borrowings (At Amortised Cost)

#### Non Current

	As at March 31, 2024	As at March 31, 2023
Redeemable Non-Convertible Preference Shares (refer Note-i)	15,000.00	15,000.00
Redeemable Non-convertible Debentures (refer Note-ii)	5,000.00	5,000.00
<b>Total</b>	<b>20,000.00</b>	<b>20,000.00</b>

- Since the preference shares and debentures have been allotted consequent to restructuring of the company's debt, there is no active market available for the aforesaid financial instruments, therefore the Company has not re-measured Redeemable Non-convertible Preference Shares and Redeemable Non-Convertible debenture
- ii. During FY 2017-18, the debt of the Company was restructured to a sustainable level to ensure continuity of business resulting in long-term growth beneficial for all stakeholders. Pursuant to the same the restructuring was implemented as per which loans have been converted into term loans. The Company is negotiating a similar settlement agreement with other lender. Pending negotiations no further adjustments have been made. [Also refer Note No. 38 b (iv)]

**NOTES ON THE STANDALONE FINANCIAL STATEMENTS** FOR THE YEAR ENDED 31<sup>ST</sup> MARCH, 2024

**17 Borrowings (At Amortised Cost) (Contd.)**

		(Rs. in Lakhs)	
		<b>As at March 31, 2024</b>	<b>As at March 31, 2023</b>
<b>Current</b>			
	<b>Secured</b>		
	Term Loan 1 assigned to JM Financial Assets Reconstruction Company	32,744.97	29,047.16
	Term Loan 2 assigned to JM Financial Assets Reconstruction Company	41,650.75	37,035.10
	Term Loan from Financial institutions	1,666.67	1,666.67
	FITL from Financial institutions	220.60	220.60
	Vehicle Loans	-	2.63
	<b>Total</b>	<b>76,282.99</b>	<b>67,972.16</b>

**17.1 Interest and repayment schedule for secured long term borrowings**

Type of loan	Loan outstanding as at 31-Mar-24		Sanction amount	Rate of interest	Repayment terms	Security Guarantee
	Non-Current	Current				
<b>Term loans assigned to JM Financial Assets Reconstruction Company</b>						
Term loans Facility 1 (secured)	-	32,744.97	20,000.00	9%	20 structured quarterly instalments commencing from FY 2019	<ul style="list-style-type: none"> <li>First ranking pari passu charge on all of the fixed assets (both movable and immovable) of the company</li> </ul>
Term loans Facility 2 (secured)	-	41,650.75	30,000.00	9%	Repayable from the proceeds of sale of identified Non Core Assets over a period of five years commencing from FY 2018	<ul style="list-style-type: none"> <li>Hypothecation of current assets including trade receivables, cash flow from windmill and trademarks of the company</li> <li>Pledge of shares held by promoters in Nitco Limited and six associate companies shares held by Nitco Ltd &amp; Nitco Realities Pvt Ltd</li> </ul>
Redeemable Non-Convertible Preference Shares	15,000.00	-	15,000.00	0.10%	Preference Shares shall be repaid at par in 8 equal annual instalments commencing from the end of 10 years from the effective date 28th February 2018.	<ul style="list-style-type: none"> <li>Pledge of shares held by Aurella Estate &amp; Investments Pvt Ltd in Nitco Limited, shares held by Nitco Realities Pvt Ltd in on Glamorous Properties Pvt Ltd &amp; by Nitco Limited in New Vardhman Vitriified Pvt Ltd</li> <li>Negative lien on Non-core Assets of the company</li> </ul>
Redeemable Non-convertible Debentures	5,000.00	-	5,000.00	5%	The Debenture shall be repaid at the end of 10 years from the effective date (i.e. 28th February 2018).	<ul style="list-style-type: none"> <li>Personal guarantee of Promoters Mr. Vivek Talwar and Corporate Guarantee by Six subsidiary/ fellow subsidiary/ associate companies</li> </ul>
<b>Total (A)</b>	<b>20,000.00</b>	<b>74,395.72</b>	<b>94,395.72</b>			



**NOTES ON THE STANDALONE FINANCIAL STATEMENTS** FOR THE YEAR ENDED 31<sup>ST</sup> MARCH, 2024

**17.1 Interest and repayment schedule for secured long term borrowings (Contd.)**

Type of loan	Loan outstanding as at 31.03.2024		Sanction amount	Rate of interest	Repayment terms	Security Guarantee
	Non-Current	Total				
<b>Term loans not assigned to JM Financial Assets Reconstruction Company</b>						
Term Loan from Financial institutions	-	1,666.67	2,000.00	11.25%	32 structured quarterly instalments commencing from June 30, 2014 as prescribed in approved CDR package	Pari passu first charge on the fixed assets of Alibaug plant. Further, secured by personal guarantee by promoters
FITL from Financial institutions	-	220.60	2,000.00	11.25%	24 structured quarterly instalments commencing from June 30, 2014 as prescribed in approved CDR package	
<b>Total (B)</b>	-	<b>1,887.27</b>				
<b>Grand TOTAL (A+B)</b>	<b>20,000.00</b>	<b>76,282.99</b>				

**NOTES ON THE STANDALONE FINANCIAL STATEMENTS** FOR THE YEAR ENDED 31<sup>ST</sup> MARCH, 2024

**17.1 Interest and repayment schedule for secured long term borrowings (Contd.)**

Type of loan	Loan outstanding as at 31-Mar-23		Sanction amount	Rate of interest	Repayment terms	Security Guarantee
	Non-Current	Total				
<b>Term loans assigned to JM Financial Assets Reconstruction Company</b>						
Term loans Facility 1 (secured)	-	29,047.16	20,000.00	9%	20 structured quarterly instalments commencing from FY2019	• First ranking pari passu charge on all of the fixed assets (both movable and immovable) of the company
Term loans Facility 2 (secured)	-	37,035.10	30,000.00	9%	Repayable from the proceeds of sale of identified Non Core Assets over a period of five years commencing from FY 2018	• Hypothecation of current assets including trade receivables, cash flow from windmill and trademarks of the company • Pledge of shares held by promoters in Nitco Limited and six associate companies shares held by Nitco Ltd & Nitco Realities Pvt Ltd
Redeemable Non-Convertible Preference Shares	15,000.00	-	15,000.00	0.10%	Preference Shares shall be repaid at par in 8 equal annual instalments commencing from the end of 10 years from the effective date 28th February 2018.	• Pledge of shares held by Aurella Estate & Investments Pvt Ltd in Nitco Limited, shares held by Nitco Realities Pvt Ltd in on Glamorous Properties Pvt Ltd & by Nitco Limited in New Vardhman Virtrified Pvt Ltd
Redeemable Non-convertible Debentures	5,000.00	-	5,000.00	5%	The Debenture shall be repaid at the end of 10 years from the effective date (i.e. 28th February 2018).	• Negative lien on Non-core Assets of the company • Personal guarantee of Promoters Mr. Vivek Talwar and Corporate Guarantee by Six subsidiary/ fellow subsidiary/ associate companies
<b>Total (A)</b>	<b>20,000.00</b>	<b>66,082.26</b>	<b>86,082.26</b>			

## NOTES ON THE STANDALONE FINANCIAL STATEMENTS FOR THE YEAR ENDED 31<sup>ST</sup> MARCH, 2024

### 17.1 Interest and repayment schedule for secured long term borrowings (Contd.)

Type of loan	Loan outstanding as at 31.03.2022		Sanction amount	Rate of interest	Repayment terms	Security Guarantee
	Non-Current	Total				
<b>Term loans not assigned to JM Financial Assets Reconstruction Company</b>						
Term Loan from Financial institutions	-	1,666.67	2,000.00	11.25%	32 structured quarterly instalments commencing from June 30, 2014 as prescribed in approved CDR package	Pari passu first charge on the fixed assets of Alibaug plant. Further, secured by personal guarantee by promoters
FITL from Financial institutions	-	220.60	2,000.00	11.25%	24 structured quarterly instalments commencing from June 30, 2014 as prescribed in approved CDR package	
Vehicle Loans	-	2.63	203.00	3M LIBOR Plus 2.60 %	Equated monthly instalments as per specific repayment schedule predetermined in case of each vehicle loan	Secured against the hypothecation of underlying company owned vehicles
<b>Total (B)</b>	-	<b>1,889.90</b>	<b>1,889.90</b>			
<b>Grand TOTAL (A+B)</b>	<b>20,000.00</b>	<b>67,972.16</b>	<b>87,972.16</b>			

i. JM Financial Asset Reconstruction Company Limited (JMFAARC) representing 98% of the Company's debt has restructured the debt of the Company on sustainable basis vide their sanction letter dated 23rd January 2018. Based on the agreement entered into with JMFAARC the debts of the Company have been reclassified. The Company is negotiating a similar settlement agreement with the other lender.

ii. The default in repayment of dues to JMFAARC (including interest) amounts to Rs. 74,395.73 lakhs (Previous Year Rs. 66,082.26 lakhs) [Refer Note 38 b(iv)]

## NOTES ON THE STANDALONE FINANCIAL STATEMENTS FOR THE YEAR ENDED 31<sup>ST</sup> MARCH, 2024

### 18. Lease Liabilities

#### Non Current

(Rs. in Lakhs)

	As at March 31, 2024	As at March 31, 2023
Lease Liabilities (refer note 47)	58.46	106.40
<b>Total</b>	<b>58.46</b>	<b>106.40</b>

#### Current

(Rs. in Lakhs)

	As at March 31, 2024	As at March 31, 2023
Lease Liabilities (refer note 47)	128.41	102.58
<b>Total</b>	<b>128.41</b>	<b>102.58</b>

### 19. Non Current Provisions

(Rs. in Lakhs)

	As at March 31, 2024	As at March 31, 2023
Provision for Leave Encashment	179.15	160.06
<b>Total</b>	<b>179.15</b>	<b>160.06</b>

### 20. Trade payables

(Rs. in Lakhs)

	As at March 31, 2024	As at March 31, 2023
- total outstanding dues of micro and small enterprises;	2,408.68	740.93
- total outstanding dues of creditors other than micro and small enterprises	13,340.37	15,116.85
<b>Total</b>	<b>15,749.05</b>	<b>15,857.78</b>

#### Trade Payable ageing schedule for the year ended as on 31st March 2024 and 31st March 2023

Particular		Outstanding for the following periods from the due date of payment					Total
		Not Due	Less than 1 Year	1-2 Years	2-3 years	More than 3 Years	
MSME	(31st March 2024)	991.08	1,411.40	2.18	2.26	1.76	2,408.68
	(31st March 2023)	322.69	401.19	1.53	6.94	8.58	740.93
Others	(31st March 2024)	2,868.04	7,555.58	1,271.06	41.58	1,604.11	13,340.37
	(31st March 2023)	6,335.77	6,891.95	72.49	162.97	1,653.67	15,116.85
Total Trade Payable	(31st March 2024)	3,859.12	8,966.98	1,273.25	43.84	1,605.87	15,749.05
	(31st March 2023)	6,658.46	7,293.14	74.02	169.91	1,662.25	15,857.78

#### Notes:

- I. Disclosure with respect to related party transactions is given in note 34.
- II. Micro and small enterprises under the Micro, Small and Medium Enterprises Development Act, 2006 have been determined based on the information available with the Company
- III. Dues to Micro and Small Enterprises have been determined to the extent such parties have been identified on the basis of information collected by the Management.  
This has been relied upon by the auditors.

## NOTES ON THE STANDALONE FINANCIAL STATEMENTS FOR THE YEAR ENDED 31<sup>ST</sup> MARCH, 2024

(Rs. in Lakhs)

	As at March 31, 2024	As at March 31, 2023
The principal amount and the interest due thereon remaining unpaid to any supplier as at the end of each accounting year		
- Principal amount due and remaining unpaid	2,408.68	740.93
- Interest due and unpaid on the above amount	96.15	31.24
Interest paid by the Company in terms of section 16 of the Micro, Small and Medium enterprises Act, 2006	-	-
Interest due and payable for the period of delay	125.70	44.76
Interest accrued and remaining unpaid	258.93	133.23
Amount of further interest remaining due and payable	-	-

### 21. Other financial liabilities

(Rs. in Lakhs)

	As at March 31, 2024	As at March 31, 2023
Loans & Advances from related parties (Refer Note 34)	191.50	191.50
Deposits received	1,586.07	863.69
Other Advances	1,140.81	1,136.81
Amount payable to capital creditors	43.31	41.12
Interest accrued but not due on borrowings	21.23	98.23
<b>Total</b>	<b>2,982.92</b>	<b>2,331.35</b>

### 22. Other current liabilities

(Rs. in Lakhs)

	As at March 31, 2024	As at March 31, 2023
Other payable	4,653.56	6,609.90
<b>Total</b>	<b>4,653.56</b>	<b>6,609.90</b>

### 23. Current Provisions

(Rs. in Lakhs)

	As at March 31, 2024	As at March 31, 2023
Provision for Leave Encashment	33.02	61.02
Provision for Gratuity	-	164.67
<b>Total</b>	<b>33.02</b>	<b>225.69</b>



**NOTES ON THE STANDALONE FINANCIAL STATEMENTS** FOR THE YEAR ENDED 31<sup>ST</sup> MARCH, 2024**24. Revenue from operations**

(Rs. in Lakhs)

	<b>Year ended March 31, 2024</b>	<b>Year ended March 31, 2023</b>
<b>Sale of Products</b>	32,075.15	37,824.12
	<b>32,075.15</b>	<b>37,824.12</b>
<b>Other operating revenues</b>		
Labour charges	160.57	226.48
Lease rental	1.88	5.82
Other Operating income	63.22	110.50
	<b>225.67</b>	<b>342.80</b>
<b>Total</b>	<b>32,300.82</b>	<b>38,166.92</b>

The management determines that the segment information reported is sufficient to meet the disclosure objective with respect to disaggregation of revenue under Ind AS 115 Revenue from contract with Customers. Hence, no separate disclosures of disaggregated revenues are reported. (Refer Note 36)

**25. Other income**

(Rs. in Lakhs)

	<b>Year ended March 31, 2024</b>	<b>Year ended March 31, 2023</b>
Rent Received	22.87	23.59
Miscellaneous income *	451.34	399.92
Profit on sale of PPE	-	0.57
Net gain/loss on foreign currency transactions	7.55	26.33
<b>Total</b>	<b>481.76</b>	<b>450.41</b>

\*This includes net revenue from Sale of Electricity

**26. Cost of materials consumed**

(Rs. in Lakhs)

	<b>Year ended March 31, 2024</b>	<b>Year ended March 31, 2023</b>
Inventory at the beginning of the year	1,376.15	983.25
Add: Purchases	4,139.20	4,365.86
	<b>5,515.35</b>	<b>5,349.11</b>
Less: Inventory at the end of the year	1,470.85	1,376.15
<b>Raw Material Consumed</b>	<b>4,044.50</b>	<b>3,972.96</b>
Packing Material Consumed	142.67	81.85
<b>Cost of materials Consumed</b>	<b>4,187.17</b>	<b>4,054.81</b>

## NOTES ON THE STANDALONE FINANCIAL STATEMENTS FOR THE YEAR ENDED 31<sup>ST</sup> MARCH, 2024

### 27. Changes in inventories of finished goods, stock in trade and work-in-progress

	(Rs. in Lakhs)	
	<b>Year ended March 31, 2024</b>	<b>Year ended March 31, 2023</b>
Stock in Trade - Opening	585.93	830.12
Stock in Trade - Closing	93.76	585.99
	<b>492.17</b>	<b>244.13</b>
Finished Goods (Mfg.) - Opening	5,174.42	5,459.39
Finished Goods (Mfg.) - Closing	4,541.56	5,174.42
	<b>632.86</b>	<b>284.97</b>
<b>Total Change in Inventories</b>	<b>1,125.03</b>	<b>529.10</b>

### 28. Employee benefits expense

	(Rs. in Lakhs)	
	<b>Year ended March 31, 2024</b>	<b>Year ended March 31, 2023</b>
Salaries, wages and bonus	5,127.59	4,865.19
Contribution to provident and other funds ( Refer Note 35a )	201.60	199.90
Gratuity (Refer Note 35 D)	59.81	66.17
Other Employee Costs	197.50	241.42
<b>Total</b>	<b>5,586.50</b>	<b>5,372.68</b>

### 29. Finance costs

	(Rs. in Lakhs)	
	<b>Year ended March 31, 2024</b>	<b>Year ended March 31, 2023</b>
Interest on debt and borrowings	9,438.08	7,238.32
Finance Cost on Lease Liability	21.67	22.43
Other financial charges	58.09	74.54
<b>Total</b>	<b>9,517.84</b>	<b>7,335.29</b>

### 30. Depreciation and amortisation expense

	(Rs. in Lakhs)	
	<b>Year ended March 31, 2024</b>	<b>Year ended March 31, 2023</b>
Depreciation of property, plant and equipment (refer note 3)	2,775.35	2,798.27
Amortisation of Other Intangible assets (refer note 4)	8.59	5.59
Depreciation on Right-of-use Assets (refer Note 3A)	132.27	122.12
<b>Total</b>	<b>2,916.21</b>	<b>2,925.98</b>

**NOTES ON THE STANDALONE FINANCIAL STATEMENTS** FOR THE YEAR ENDED 31<sup>ST</sup> MARCH, 2024**31. Other expenses**

	(Rs. in Lakhs)	
	<b>Year ended March 31, 2024</b>	<b>Year ended March 31, 2023</b>
<b>Other Manufacturing Expenses</b>		
*Power and fuel	191.60	175.25
Consumption of stores and spare parts	452.48	316.90
	<b>644.08</b>	<b>492.15</b>
<b>Repairs and Maintenance</b>		
Buildings	0.07	1.33
Machinery	14.43	15.38
Others Repairs & Maintenance	226.67	182.44
	<b>241.17</b>	<b>199.15</b>
Rent Rates and Taxes	499.73	439.40
Electricity Charges	204.06	195.71
Processing Charges Mosaico/Marble	111.66	103.21
Water Charges	37.26	31.44
Postage and Telephone	114.28	128.68
Printing and Stationery	17.92	15.82
Insurance	42.03	53.69
Legal and Professional Fees	302.91	170.10
Travelling & Conveyance Expenses	642.56	755.70
Audit Fees	10.00	11.60
Hire Charges	71.44	56.31
Security Charges	159.15	152.46
Miscellaneous Expenses	217.31	255.40
Advertisement & Sales Promotion Expenses	619.79	922.82
Freight Forwarding & Distribution Expenses	762.62	1,146.20
C&F Charges	37.91	42.40
Provision/(Reversal) for Doubtful Debts	(50.98)	695.94
Bad Debts	16.75	9.80
<b>Total</b>	<b>4,701.65</b>	<b>5,877.98</b>

\* The company has windmills located within the State of Maharashtra where the power generated is sold to Adani. During FY 2023-24, the company has sold power to Adani (at the rate of Rs. 2.90/unit) amounting to Rs 309.89 lakhs (previous year Rs. 259.02 lakhs).

**32. Exceptional items**

On 27th January, 2020, lock out was declared in tiles manufacturing unit situated at Alibaug. The Lockout at the Alibaug plant continues. The Management has reached a settlement with the Alibaug Union representing the 250 workmen of the plant. 240 workers have accepted the settlement agreement. Under the settlement agreement the workers have been offered a VRS scheme. The Company had in year ending 31st March, 2023 provided an amount of Rs. 1,585.34 lakhs towards the said dispute as an exceptional item, against which the Company had paid an amount of Rs. 1,496.01 lakhs. The case filed by the Union in the labour court and conciliation meeting in the Labour Commissioner's office post the settlement agreement stands dismissed

## NOTES ON THE STANDALONE FINANCIAL STATEMENTS FOR THE YEAR ENDED 31<sup>ST</sup> MARCH, 2024

### 33. Earnings per share (EPS)

	(Rs. in Lakhs)	
	<b>Year ended March 31, 2024</b>	<b>Year ended March 31, 2023</b>
Profit/ (Loss) for the year	(15,658.55)	(15,125.86)
Equity shares at the beginning of the year (nos.)	7,18,58,955	7,18,58,955
Equity shares issued during the year	-	-
Equity shares at the end of the year (nos.)	7,18,58,955	7,18,58,955
Weighted average equity shares for the purpose of calculating basic earnings per share (nos.)	7,18,58,955	7,18,58,955
Weighted average equity shares for the purpose of calculating diluted earnings per share (nos.)	7,18,58,955	7,18,58,955
Earnings per share-basic (face value of Rs.10/- each) (Amount in Rs.)	(21.79)	(21.05)
Earnings per share-diluted (face value of Rs.10/- each) (Amount in Rs.)	(21.79)	(21.05)

### 34. Related party disclosures as required by IND As 24 “Related Party Disclosures” are given below:

#### (A) List of related parties

- i. Entities controlled by the Company, irrespective of whether transactions have occurred or not.

Particulars	Country of Incorporation	% age of ownership interest either directly or through subsidiaries	
		As at March 31, 2024	As at March 31, 2023
<b>Subsidiaries</b>			
Nitco Realities Private Limited	India	100	100
<b>Step-down Subsidiaries</b>			
Maxwealth Properties Pvt. Ltd.	India	100	100
Meghdoot Properties Pvt. Ltd.	India	100	100
Roaring - Lion Properties Pvt. Ltd.	India	100	100
Feel Better Housing Pvt. Ltd.	India	100	100
Quick-Solution Properties Pvt. Ltd.	India	100	100
Silver-Sky Real Estates Pvt. Ltd.	India	100	100
Opera Properties Pvt. Ltd.	India	100	100
Ferocity Properties Pvt. Ltd.	India	100	100
Glamorous Properties Pvt. Ltd.	India	75	75
Nitco IT Parks Pvt. Ltd.	India	100	100
Nitco Aviation Pvt. Ltd.	India	100	100
Aileen Properties Pvt. Ltd.	India	100	100
Quick Innovationlab Pvt. Ltd.	India	100	100

**NOTES ON THE STANDALONE FINANCIAL STATEMENTS** FOR THE YEAR ENDED 31<sup>ST</sup> MARCH, 2024

- II. Enterprise owned by Key Management Personnel or major shareholders of the reporting enterprise and enterprises that have a member of key management in common with the reporting enterprise with whom transactions have taken place:

**Entity/Person having significant influence over the Company**

Aurella Estate & Investment Pvt. Ltd. [Refer Note No. 15 (B) (i)]

Mr. Vivek Talwar – Chairman & Managing Director

JM Financial Asset Reconstruction Company Ltd

**Key Management Personnel (KMP)**

Vivek Talwar – Chairman & Managing Director

Bharti Pradeep Dhar - Independent Director (upto September 21, 2022)

Vivek Grover - Nominee Director of JMFARC (upto September 20, 2022)

Rakesh Kashimpuria - Nominee Director of JMFARC (upto September 21, 2022)

Manish Puri - Independent Director (Upto September 10, 2022)

Prakash Iyer - Independent Director (Upto August 18, 2022)

Ajay Bakshi - Independent Director (W.e.f November, 19 2022)

Harsh Kedia - Independent Director (W.e.f November, 11 2022)

Poonam Talwar - Director (W.e.f October, 19 2022)

Diviyang Chheda - President Operations

Geeta Shah - Company Secretary (W.e.f July, 14 2022)

Santosh Seth - Independent Director (W.e.f November, 11 2022)

Priyanka Agarwal - Independent Director (W.e.f November, 11 2022)

Chaandnee Wasan - Key Management Personnel (W.e.f November, 01 2022)

Anikaa Pradip Wasan - Key Management Personnel

Anjanikumar Sharma - Chief Financial Officer (upto April, 3 2023)

Sitanshu Satapathy - Chief Financial Officer (W.e.f. August 12, 2023)

**Relative of Key Management Personnel (KMP)**

Anjali Talwar – Wife of Mr. Vivek Talwar

Rohan Talwar - Son of Mr. Vivek Talwar

**Post - employment benefit plans**

Nitco Limited Employees Group Gratuity Schemes

**Entities where control / significant influence by KMPs and their relatives exists and with whom transaction have taken place**

Eden Garden Builders Pvt. Ltd.

Enjoy Builders Pvt. Ltd.

Lavender Properties Pvt. Ltd.

Prakalp Properties Pvt. Ltd.

Rang Mandir Builders Pvt. Ltd.

Usha Kiran Builders Pvt. Ltd.

Saisha Natural Resources LLP

IB Hospitality Pvt. Ltd.

IBH Rome LLC

Glamorous Properties Pvt. Ltd.

Watco Trading Pvt. Ltd.

Watco Engineering Pvt. Ltd.

Nitco Tiles & Marble Industries (Andhra) Pvt. Ltd

Nitco Sales Corporation Delhi

Nitco Tiles Sales Corporation

Northern India Tiles Sales Corporation

Nitco Paints Pvt.Ltd.

**NOTES ON THE STANDALONE FINANCIAL STATEMENTS** FOR THE YEAR ENDED 31<sup>ST</sup> MARCH, 2024

**34 (B) Transactions with related parties:**

Transactions	Year ended 31 March 2024					Year ended 31 March 2023				
	Subsidiaries	Entity having significant influence over the Company	Key Management Personnel	Entities where control/significant influence by KMPs and their relative exist	Total	Subsidiaries	Entity having significant influence over the Company	Key Management Personnel	Entities where control/significant influence by KMPs and their relative exist	Total
<b>Export Sales</b>										
IBH Rome LLC	-	-	-	-	-	-	-	-	1.45	1.45
<b>Rent Expense</b>										
Eden Garden Builders Private Limited	-	-	-	3.18	3.18	-	-	-	-	-
Enjoy Builders Private Limited	-	-	-	4.37	4.37	-	-	-	-	-
Lavender Properties Private Limited	-	-	-	3.16	3.16	-	-	-	-	-
Prakalp Properties Private Limited	-	-	-	3.02	3.02	-	-	-	-	-
Rang Mandir Builders Private Limited	-	-	-	4.18	4.18	-	-	-	-	-
Usha Kiran Builders Private Limited	-	-	-	3.16	3.16	-	-	-	-	-
<b>Other Expenses</b>										
IB Hospitality Pvt Ltd	-	-	-	5.34	5.34	-	-	-	6.01	6.01
<b>Directors Sitting Fees</b>										
Rakesh Kashimpuria*	-	-	-	-	-	-	-	1.50	-	1.50
Manish Puri	-	-	-	-	-	-	-	2.10	-	2.10
Bharti Pradeep Dhar	-	-	-	-	-	-	-	2.65	-	2.65
Vivek Grover*	-	-	-	-	-	-	-	1.50	-	1.50
Prakash Iyer	-	-	-	-	-	-	-	2.15	-	2.15
Ajay Bakshi	-	-	2.85	-	2.85	-	-	1.45	-	1.45
Santosh Shet	-	-	2.10	-	2.10	-	-	1.10	-	1.10
Harsh Kedia	-	-	2.65	-	2.65	-	-	1.35	-	1.35
Priyanka Agarwal	-	-	2.65	-	2.65	-	-	1.35	-	1.35
Poonam Talwar	-	-	2.05	-	2.05	-	-	1.05	-	1.05



## NOTES ON THE STANDALONE FINANCIAL STATEMENTS FOR THE YEAR ENDED 31<sup>ST</sup> MARCH, 2024

### 34 (B) Transactions with related parties (Contd.):

Transactions	Year ended 31 March 2024					Year ended 31 March 2023				
	Subsidiaries	Entity having significant influence over the Company	Key Management Personnel	Entities where control/ significant influence by KMPs and their relative exist	Total	Subsidiaries	Entity having significant influence over the Company	Key Management Personnel	Entities where control/ significant influence by KMPs and their relative exist	Total
<b>Interest Expense</b>										
JM Financial Asset Reconstruction Company Ltd	-	9,332.68	-	-	<b>9,332.68</b>	-	7,144.52	-	-	<b>7,144.52</b>
<b>Remuneration to Key Management Personnel**</b>										
Geeta Shah	-	-	15.50	-	<b>15.50</b>	-	-	9.45	-	<b>9.45</b>
Anjanikumar Sharma	-	-	0.67	-	<b>0.67</b>	-	-	32.83	-	<b>32.83</b>
Chaandnee Wasan	-	-	12.00	-	<b>12.00</b>	-	-	5.00	-	<b>5.00</b>
Anikaa Pradip Wasan	-	-	57.50	-	<b>57.50</b>	-	-	15.07	-	<b>15.07</b>
Sitanshu Satapathy	-	-	45.55	-	<b>45.55</b>	-	-	-	-	<b>-</b>
Diviyang Chheda	-	-	112.00	-	<b>112.00</b>	-	-	95.00	-	<b>95.00</b>
<b>Loan to Subsidiary [Given/ (Repayment by Subsidiary)]</b>										
Nitco Realities Pvt. Ltd.	(1,243.73)	-	-	-	<b>(1,243.73)</b>	-	-	-	-	<b>-</b>

\*Sitting fees of Nominee Directors i.e. Mr. Vivek Grover & Mr. Rakesh Kashimpuria was paid to JM Financial Asset Reconstruction Company Limited (JMFAFC).

\*\* Remuneration to Key Management Personnel includes Provision for Gratuity and does not include Provision for leave encashment.

## NOTES ON THE STANDALONE FINANCIAL STATEMENTS

FOR THE YEAR ENDED 31<sup>ST</sup> MARCH, 2024

### 34 (C) Balances outstanding as at the year end

Transactions	Year ended 31 March 2024					Year ended 31 March 2023				
	Subsidiaries	Entity having significant influence over the Company	Key Management Personnel	Entities where control/significant influence by KMPs and their relative exist	Total	Subsidiaries	Entity having significant influence over the Company	Key Management Personnel	Entities where control/significant influence by KMPs and their relative exist	Total
<b>Amount Receivable/(Payable)</b>										
Nitco Realities Private Limited	4,641.37	-	-	-	<b>4,641.37</b>	5,885.10	-	-	-	<b>5,885.10</b>
Meghdoot Properties Private Limited	0.57	-	-	-	<b>0.57</b>	0.57	-	-	-	<b>0.57</b>
Maxwealth Properties Private Limited	0.57	-	-	-	<b>0.57</b>	0.57	-	-	-	<b>0.57</b>
Feel Better Housing Private Limited	0.57	-	-	-	<b>0.57</b>	0.57	-	-	-	<b>0.57</b>
Silver-Sky Real Estates Private Limited	0.55	-	-	-	<b>0.55</b>	0.55	-	-	-	<b>0.55</b>
Eden Garden Builders Private Limited	-	-	-	150.00	<b>150.00</b>	-	-	150.00	-	<b>150.00</b>
Enjoy Builders Private Limited	-	-	-	205.00	<b>205.00</b>	-	-	205.00	-	<b>205.00</b>
Lavender Properties Private Limited	-	-	-	150.00	<b>150.00</b>	-	-	150.00	-	<b>150.00</b>
Prakalp Properties Private Limited	-	-	-	145.00	<b>145.00</b>	-	-	145.00	-	<b>145.00</b>
Rang Mandir Builders Private Limited	-	-	-	200.00	<b>200.00</b>	-	-	200.00	-	<b>200.00</b>
Usha Kiran Builders Private Limited	-	-	-	150.00	<b>150.00</b>	-	-	150.00	-	<b>150.00</b>
Nitco Tiles & Marble Industries (Andhra) Private Limited	-	-	-	1.00	<b>1.00</b>	-	-	1.00	-	<b>1.00</b>
Recondo Ltd	-	-	-	7.74	<b>7.74</b>	-	-	7.74	-	<b>7.74</b>
Poonam Talwar	-	-	9.19	-	<b>9.19</b>	-	-	9.19	-	<b>9.19</b>
Nitco Paints Private Limited	-	-	-	(191.50)	<b>(191.50)</b>	-	-	(191.50)	-	<b>(191.50)</b>
Eden Garden Builders Private Limited	-	-	-	(20.83)	<b>(20.83)</b>	-	-	(17.97)	-	<b>(17.97)</b>
Enjoy Builders Private Limited	-	-	-	(31.87)	<b>(31.87)</b>	-	-	(27.94)	-	<b>(27.94)</b>
Lavender Properties Private Limited	-	-	-	(24.59)	<b>(24.59)</b>	-	-	(21.75)	-	<b>(21.75)</b>
Prakalp Properties Private Limited	-	-	-	(22.85)	<b>(22.85)</b>	-	-	(20.13)	-	<b>(20.13)</b>
Rang Mandir Builders Private Limited	-	-	-	(32.61)	<b>(32.61)</b>	-	-	(28.85)	-	<b>(28.85)</b>
Usha Kiran Builders Private Limited	-	-	-	(24.41)	<b>(24.41)</b>	-	-	(21.57)	-	<b>(21.57)</b>
Saisha Natural Resources LLP	-	-	-	(225.51)	<b>(225.51)</b>	-	-	(225.51)	-	<b>(225.51)</b>
Glamorous Properties Private Limited	-	-	-	(0.02)	<b>(0.02)</b>	-	-	(0.02)	-	<b>(0.02)</b>
Watco Trading Private Limited	-	-	-	(115.70)	<b>(115.70)</b>	-	-	(115.70)	-	<b>(115.70)</b>
Watco Engineering Private Limited	-	-	-	(23.40)	<b>(23.40)</b>	-	-	(23.40)	-	<b>(23.40)</b>
Nitco Sales Corporation Delhi	-	-	-	-	<b>-</b>	-	-	(0.02)	-	<b>(0.02)</b>
Nitco Tiles Sales Corporation	-	-	-	-	<b>-</b>	-	-	(0.23)	-	<b>(0.23)</b>

## NOTES ON THE STANDALONE FINANCIAL STATEMENTS FOR THE YEAR ENDED 31<sup>ST</sup> MARCH, 2024

### 34 (C) Balances outstanding as at the year end (Contd.)

Transactions	Year ended 31 March 2024					Year ended 31 March 2023				
	Subsidiaries	Entity having significant influence over the Company	Key Management Personnel	Entities where control/significant influence by KMPs and their relative exist	Total	Subsidiaries	Entity having significant influence over the Company	Key Management Personnel	Entities where control/significant influence by KMPs and their relative exist	Total
Northern India Tiles Sales Corporation	-	-	-	(1.73)	(1.73)	-	-	-	(1.73)	(1.73)
IB Hospitality Pvt Ltd	-	-	-	(0.28)	(0.28)	-	-	-	(0.50)	(0.50)
Ajay Bakshi	-	-	-	-	-	-	-	(0.05)	-	(0.05)
Santosh Shet	-	-	-	-	-	-	-	(0.05)	-	(0.05)
Harsh Kedia	-	-	-	-	-	-	-	(0.05)	-	(0.05)
Priyanka Agarwal	-	-	-	-	-	-	-	(0.05)	-	(0.05)
Geeta Shah	-	-	(0.12)	-	(0.12)	-	-	(0.00)	-	(0.00)
Chaandhee Wasan	-	-	(0.35)	-	(0.35)	-	-	0.52	-	0.52
Sitanshu Satapathy	-	-	(0.03)	-	(0.03)	-	-	-	-	-
Diviyang Chheda	-	-	3.85	-	3.85	-	-	(0.77)	-	(0.77)
Anikaa Pradip Wasan	-	-	(0.51)	-	(0.51)	-	-	(0.40)	-	(0.40)
JM Financial Asset Reconstruction Company Ltd	-	(94,395.73)	-	-	(94,395.73)	-	(86,082.26)	-	-	(86,082.26)
<b>Guarantee Received</b>										
Subsidiary Companies & Promoter Group	94,395.73	-	-	-	94,395.73	86,082.26	-	-	-	86,082.26

Note: As at 31st March, 2024 the shareholding of the company in New Vardhman Vitrifed Private Limited (NVVPL) is 49%. The company has no influence over NVVPL or its KMP nor controls the composition of its Board [Refer Note No. 5(i)]

## NOTES ON THE STANDALONE FINANCIAL STATEMENTS FOR THE YEAR ENDED 31<sup>ST</sup> MARCH, 2024

### 35 Employee benefit plans

#### a) Defined Contribution Plans

Retirement benefits in the form of provident fund, superannuation fund and national pension scheme are defined contribution schemes. The Company's contribution to the provident fund, superannuation fund and national pension scheme is Rs. 201.60 Lakhs for the year ended 31st March 2024 (31st March 2023 Rs. 199.90 Lakhs) [Refer Note 28]

#### b) Defined benefit Plan

The Company has an obligation towards gratuity, a defined benefit retirement plan covering eligible employees. The plan provides for lump sum payment to vested employees at retirement, death while in employment or on termination of the employment of an amount equivalent to 15 days payable for each completed year of service or part thereof in excess of six months in terms of Gratuity scheme of Company or as per payment of the Gratuity Act, whichever is higher. Vesting occurs upon completion of five years of service. The Gratuity plan for the Company is a defined benefit scheme where annual contributions are deposited to an insurer to provide gratuity benefits by taking a scheme of Insurance, whereby these contributions are transferred to the insurer. The Company makes provision of such gratuity asset/liability in the books of accounts on the basis of actuarial valuation as per the projected unit credit method. Plan assets also include investments and bank balances used to deposit premiums until due to the insurance company.

The actuarial valuation of plan assets and the present value of defined benefit obligation were carried out at March 31, 2024 by the certified actuarial valuer. The present value of the defined benefit obligation, related current service cost and past service cost were measured.

#### A. Movements in present value of defined benefit obligation

	(Rs. in Lakhs)	
	<b>31-Mar-24</b>	<b>31-Mar-23</b>
Defined benefit obligation at the beginning of the year	449.56	765.42
Current Service Cost	47.76	48.62
Interest Expense or Cost	32.89	48.19
Past Service Cost	-	-
Benefits paid	(52.21)	(329.80)
Actuarial (gain)/ loss	0.15	(82.87)
<b>Defined benefit obligation at the end of the year</b>	<b>478.15</b>	<b>449.56</b>

#### B. Movements in the fair value of plan assets

	(Rs. in Lakhs)	
	<b>31-Mar-24</b>	<b>31-Mar-23</b>
Fair value of plan assets at the beginning of the year	284.88	486.59
Investment income	20.84	30.63
Contribution by employer	216.18	150.04
Benefits paid	(52.21)	(329.80)
Return on Plan Assets, excluding amount recognised in net interest expense	8.68	(52.58)
Expected Interest Income on plan assets	-	-
<b>Fair value of plan assets at the end of the year</b>	<b>478.37</b>	<b>284.88</b>

#### C. Amount recognized in the balance sheet

	(Rs. in Lakhs)	
	<b>31-Mar-24</b>	<b>31-Mar-23</b>
Fair value of plan assets	478.38	284.88
Defined benefit obligation	478.15	449.56
Net Asset/ (Liability) recognised in the Balance Sheet	0.23	(164.68)
Effects of Asset Ceiling, if any	-	-
<b>Amount recognised in the Balance Sheet</b>	<b>0.23</b>	<b>(164.68)</b>

## NOTES ON THE STANDALONE FINANCIAL STATEMENTS FOR THE YEAR ENDED 31<sup>ST</sup> MARCH, 2024

### D. Amount recognised in Statement of Profit and Loss

	(Rs. in Lakhs)	
	<b>31-Mar-24</b>	<b>31-Mar-23</b>
Current service cost	47.76	48.62
Past service cost	-	-
Net Interest Cost /(Income) on the Net Defined Benefit Liability /(Asset)	12.05	17.55
<b>Amount recognised in Statement of Profit and Loss</b>	<b>59.81</b>	<b>66.17</b>

### E. Amount recognised in Other Comprehensive Income:

	(Rs. in Lakhs)	
	<b>31-Mar-24</b>	<b>31-Mar-23</b>
Actuarial changes arising from changes in demographic assumptions	(10.63)	2.46
Actuarial changes arising from changes in financial assumptions	2.48	(19.44)
Experience adjustments	8.30	(65.90)
Return on plan assets, excluding amount recognized in net interest expense	(8.68)	52.58
<b>Amount recognised in Other Comprehensive Income</b>	<b>(8.53)</b>	<b>(30.30)</b>

### F. The major categories of plan assets of the fair value of the total plan assets are as follows:

	<b>31-Mar-24</b>	<b>31-Mar-23</b>
Investment Details	Funded	Funded
Funds managed by Insurer	<b>100%</b>	<b>100%</b>

### G. The principal assumptions used in determining gratuity liability for the Company's plans are shown below:

	<b>31-Mar-24</b>	<b>31-Mar-23</b>
Discount rate (per annum)	7.15%	7.30%
Salary growth rate (per annum)	6.00%	6.00%
Retirement age	60 for PI employees and 58 for rest of the employees	60 for PI employees and 58 for rest of the employees

## NOTES ON THE STANDALONE FINANCIAL STATEMENTS FOR THE YEAR ENDED 31<sup>ST</sup> MARCH, 2024

### H. A quantitative sensitivity analysis for significant assumption as at 31 March 2024 is as shown below:

	(Rs. in Lakhs)	
	March 31, 2024	March 31, 2023
Defined Benefit Obligation (Base)	478.15	449.56

	(Rs. in Lakhs)			
	March 31, 2024		March 31, 2023	
	Decrease	Increase	Decrease	Increase
Discount Rate (- / + 1%)	509.50	450.28	465.67	434.53
(% change compared to base due to sensitivity)	6.60%	-5.80%	3.60%	-3.30%
Salary Growth Rate (- / + 1%)	451.13	507.88	434.85	469.50
(% change compared to base due to sensitivity)	-5.70%	6.20%	-3.30%	3.40%
Attrition Rate (- / + 50% of attrition rates)	472.07	482.28	442.89	451.28
(% change compared to base due to sensitivity)	-1.30%	0.90%	-1.50%	0.40%
Mortality Rate (- / + 10% of mortality rates)	478.06	478.24	449.52	449.59
(% change compared to base due to sensitivity)	0.00%	0.00%	0.00%	0.00%

Please note that the sensitivity analysis presented above may not be representative of the actual change in the defined benefit obligation as it is unlikely that the change in assumptions would occur in isolation of one another as some of the assumptions may be correlated.

The following payments are expected contributions to the defined benefit plan in future years (In absolute terms i.e. undiscounted)

	(Rs. in Lakhs)	
	March 31, 2024	March 31, 2023
Within the next 12 months (next annual reporting period)	119.78	148.07
Between 2 and 5 years	164.17	256.18
Between 6 and 10 years	237.40	1,452.51
Beyond 10 years	301.07	49.80

### 36. Disclosure pursuant to Ind AS 108 "Operating Segment"

The Company's operating segments are established on the basis of those components of the Company that are evaluated regularly by the Executive Committee (the 'Chief Operating Decision Maker' as defined in Ind AS 108 - 'Operating Segments'), in deciding how to allocate resources and in assessing performance. These have been identified taking into account nature of products and services, the differing risks and returns and the internal business reporting systems.

The Company has two principal operating and reporting segments; viz. Tiles and related products and Real Estate.

The accounting policies adopted for segment reporting are in line with the accounting policy of the Company with following additional policies for segment reporting.

- Revenue and Expenses have been identified to a segment on the basis of relationship to operating activities of the segment. Revenue and Expenses which relate to enterprise as a whole and are not allocable to a segment on reasonable basis have been disclosed as "Unallocable".
- Segment Assets and Segment Liabilities represent Assets and Liabilities in respective segments. Investments, tax related assets and other assets and liabilities that cannot be allocated to a segment on reasonable basis have been disclosed as "Unallocable".



**NOTES ON THE STANDALONE FINANCIAL STATEMENTS** FOR THE YEAR ENDED 31<sup>ST</sup> MARCH, 2024**A. Business Segment:**

(Rs. in Lakhs)

	For the year ended 31 March 2024	For the year ended 31 March 2023
<b>Net sales / Income from operations</b>		
- Tiles and other related products	32,298.94	38,161.10
- Real estate	1.88	5.82
<b>Total Revenue</b>	<b>32,300.82</b>	<b>38,166.92</b>
<b>Segment results</b>		
- Tiles and other related products	(6,607.11)	(8,045.93)
- Real estate	17.53	(195.05)
<b>Total Segment Profit/(Loss)</b>	<b>(6,589.58)</b>	<b>(8,240.98)</b>
- Interest and other financial cost	9,517.84	7,335.29
- Other Income	481.76	450.41
<b>Profit /(Loss) Before Tax</b>	<b>(15,625.66)</b>	<b>(15,125.86)</b>
Provision for current tax/ Deferred Tax	(32.89)	-
<b>Profit /(Loss) After Tax</b>	<b>(15,658.55)</b>	<b>(15,125.86)</b>

**Capital Employed**

(Rs. in Lakhs)

	Segment Asset		Segment Liabilities	
	As at March 31, 2024	As at March 31, 2023	As at March 31, 2024	As at March 31, 2023
- Tiles and other related products	48,290.64	55,429.86	23,343.98	24,942.14
- Real estate	21,109.52	22,925.30	240.18	189.52
- Unallocated/ Corporate	446.42	439.81	96,483.40	88,234.26
<b>Total</b>	<b>69,846.58</b>	<b>78,794.97</b>	<b>1,20,067.56</b>	<b>1,13,365.92</b>

**B. Geographical Segment:**

Geographical revenues are segregated based on the revenue of the respective clients.

(Rs. in Lakhs)

	India		Rest of the world		Total	
	Year ended March 31, 2024	Year ended March 31, 2023	Year ended March 31, 2024	Year ended March 31, 2023	Year ended March 31, 2024	Year ended March 31, 2023
Segment revenue	28,908.39	33,447.92	3,392.43	4,719.00	32,300.82	38,166.93
Carrying cost of Segment assets	69,846.58	78,794.97	-	-	69,846.58	78,794.97
Addition to Property, Plant and Equipment	51.62	21.27	-	-	51.62	21.27

## NOTES ON THE STANDALONE FINANCIAL STATEMENTS FOR THE YEAR ENDED 31<sup>ST</sup> MARCH, 2024

### 37. Share based payments

Nitco Limited Employee Stock Option scheme (the 'scheme') was approved by the shareholders of the Company on 30th March, 2019. The scheme entitles employees of the company to purchase shares in the Company at the stipulated exercise price, subject to compliance with vesting conditions. A description of the share based payment arrangement of the Company is given below:

Particulars	Nitco limited Employee Stock Option Plan
Exercise Price	Rs. 39.55
Vesting conditions	2,78,000 options 12 months after the grant date ('First vesting')
	2,78,000 options 24 months after the grant date ('Second vesting')
	2,78,000 options 36 months after the grant date ('Third vesting')
	2,78,000 options 48 months after the grant date ('Fourth vesting')
Exercise period	Stock options can be exercised within a period of 4 years from grant
Number of share options granted	No share options granted during FY: 2023-24
Method of settlement	Equity

Stock options will be settled by issue of equity shares. As per the Plan, holders of vested options are entitled to purchase one equity share for every option at an exercise price of Rs.39.55 per option

The number and weighted average exercise price of share options are as follows:

Particulars	Number of options	Weighted average exercise price per option
<b>At 1 April 2022</b>	<b>2,92,000</b>	<b>39.55</b>
Granted during the year	-	-
Forfeited during the year	80,000	39.55
Exercised during the year	-	-
<b>At 31 March 2023</b>	<b>2,12,000</b>	<b>39.55</b>
<b>Exercisable as at 31 March 2023</b>	<b>1,59,000</b>	<b>39.55</b>
<b>At 1 April 2023</b>	<b>2,12,000</b>	<b>39.55</b>
Granted during the year	-	-
Forfeited during the year	-	-
Exercised during the year	-	-
<b>At 31 March 2024</b>	<b>2,12,000</b>	<b>39.55</b>
<b>Exercisable as at 31 March 2024</b>	<b>2,12,000</b>	<b>39.55</b>
<b>Weighted average remaining contractual life (in years)</b>	<b>-</b>	<b>-</b>

The total amount to be expensed over the vesting period is determined by reference to the fair value of the options granted. The fair values of options granted were determined using Black-Scholes option pricing model that takes into account factors specific to the share incentive plans. Expected volatility has been determined by reference to the average volatility for comparable companies for corresponding option term.

Grant Date	03 April 2019	08 July 2019	12 March 2020
Vesting Date	02 April 2023	07 July 2023	11 March 2024
Fair value of option at grant date (In Rs.)	0.13	0.13	0.13
Exercise price (In Rs.)	39.55	39.55	39.55
Expected volatility of returns	9.97%	9.97%	9.97%
Weighted year contractual life in years	0.32	0.32	0.32
Risk Free Interest Rate	6.14%	6.14%	6.14%

## NOTES ON THE STANDALONE FINANCIAL STATEMENTS FOR THE YEAR ENDED 31<sup>ST</sup> MARCH, 2024

### 38. Commitments & Contingencies

#### (a) Commitments

Estimated amount of contracts remaining to be executed on capital account and not provided for (net of advances) as 31 March 2024 are Rs.7.03 Lakhs (31 March 2023 - Rs. 0.04 Lakhs).

#### (b) Contingent Liabilities

		(Rs. in Lakhs)	
		As at March 31, 2024	As at March 31, 2023
a)	Bank Guarantee given by the company	3,768.56	3,768.56
b)	Demands against the company not acknowledged as debts and not provided for against		
i.	Penalty levied by DGFT, Delhi (refer to note (ii) below)	16,980.00	16,980.00
ii.	Demand order for unearned income (refer to note (iii) below)	-	5,105.88
iii.	In respect of Value added tax, Service Tax, GST, Custom Duty and Income Tax Demands pending before various authorities and in dispute	3,678.61	4,507.06
c)	Legal matters	483.37	337.27
d)	Estimated amount of interest on loan which is not provided in the books (refer note v below)	2,850.65	2,639.43

- i. It is not practicable to estimate the timing of cash outflows, if any, in respect of matters at (a) to (d) above pending resolution of the arbitration/appellate proceedings.
- ii. The Additional Director General Foreign Trade (ADGFT) had levied penalty of Rs. 17,000 lakhs for irregular / non fulfilment of export obligation and the same has been confirmed by the Appellate Bench of DGFT, New Delhi. The company has been advised that the order is bad in law and accordingly has agitated the matter before the appropriate forum. No provision has been made in the Accounts for the same.
- iii. Pursuant to scheme of amalgamation sanctioned by the Hon'ble Bombay High Court with Particle Board India Limited during 2011, a land parcel situated at Kanju Marg, held by Particle Board India Limited was transferred to the Company. Revenue department has raised a demand for unearned income in this regard. The company has filed a writ petition with the Hon'ble Bombay High Court in respect of same and the writ is pending for hearing. Stay was granted on 26th March, 2018. However same was confirmed as interim relief by order dated 09th September, 2019. During the year the Company has received an order from the Revenue Department quashing this demand in favour of the Company.
- iv. In 2018, the Company had received sanction from JM Financial Asset Reconstruction Company Limited ("JMFARC") for restructuring of Company's debt vide a Restructuring Agreement dated 27th March, 2018 entered between the Company and JMFARC.

In accordance with the terms of the Restructuring agreement, the Company was obligated to ensure repayment of the Restructured Facilities, along with interest thereon in the manner specified in the Restructuring Agreement. Upon failure to ensure repayment of restructured facilities, JMFARC shall have an absolute right to revoke the reliefs and concessions granted in the Restructuring agreement.

The Company had committed default in ensuring the repayments of the restructuring facility. On 19th September, 2022 JMFARC has revoked the restructuring of existing facilities (excluding the NCD and RPS facility) and the dues amounting to Rs. 2,42,762.93 Lakhs has been reinstated, however as per books of accounts the loans are not reinstated and the balance as at 31st March, 2024 is Rs. 74,395.73 Lakhs.

The Company was in the process of negotiating with the JMFARC for the restructuring of its facilities. On 20th April, 2024 the Company has received communication from JMFARC notifying the Company that pursuant to the Assignment Agreement dated 20th April, 2024, JMFARC has assigned the financial assets of the Company together with all underlying rights, titles, interests, securities, guarantees etc. thereof in favour of Authum Investment & Infrastructure Limited ("AIIIL")

As informed by AIIIL to Company, all NCLT/DRT proceeding against the Company initiated by JMFARC would get substituted by AIIIL in the due course.

Pending further negotiations, no adjustment is made in the books of accounts.

## NOTES ON THE STANDALONE FINANCIAL STATEMENTS FOR THE YEAR ENDED 31<sup>ST</sup> MARCH, 2024

NCLT proceedings:

The Company had received an email on 15th November, 2022 from JM Financial Asset Restructuring Company Limited (acting in its capacity as trustee of JMFARC-LVB Ceramics September 2014- Trust) - Financial Creditor w.r.t. filing of Application under Section 7 of Insolvency and Bankruptcy Code, 2016 read with Rule 4 of the Insolvency and Bankruptcy (Application to Adjudicating Authority) Rules, 2016 with National Company Law Tribunal (NCLT) to initiate corporate insolvency resolution process (CIRP). The aforesaid application is numbered as C.P. (IB)/1308(MB)2022.

The application is listed on the NCLT under cause list and the petition is at Pre-admission/ not admitted stage.

JMFARC has also filed the CIRP against Corporate Guarantors namely Melisma finance and Trading Pvt.Ltd ( Erstwhile named as Aurella Estate and Investments Pvt. Ltd )entity having significant influence over the Company), Nitco Realities Pvt. Ltd. (Subsidiary) and Meghdoot Properties Pvt. Ltd., Feel Better Housing Pvt. Ltd., Maxwealth Properties Private Limited, Silver-Sky Real Estate Pvt. Ltd. (4 step-down Subsidiaries). The petition is at Pre-admission/ not admitted stage.

The Company is taking appropriate legal advice and will take all appropriate steps to protect its interest in the aforesaid matter. The Company has filed a reply with Hon'ble NCLT citing appropriate defence.

DRT Proceedings:

The Company had received an email on 9th January, 2023 from Applicant JM Financial Asset Restructuring Company Limited (acting in its capacity as trustee of JMFARC-Corporation Bank Ceramics September 2015- Trust) w.r.t. filing of Miscellaneous Application (MA) under Securitisation and Reconstruction of Financial Assets and Enforcement of Security Interest Act to initiate recovery proceedings. By way of the aforesaid MA, the Applicant is praying issuance of Recovery Certificate of Rs.7,354.43 Lakhs due as on 29th June, 2015 along with interest @ 14.45 per cent per annum compounded with monthly rests. The aforesaid application was numbered as Misc. Application No. 4 of 2023.

The Hon'ble Debt Recovery Tribunal – I, Mumbai, after hearing both the sides, finally reserved the Order on 3rd November, 2023 against the Company. On 9th January, 2024 The Hon'ble Debt Recovery Tribunal-I uploaded the Order allowing the Miscellaneous Application and issued Recovery Certificate to the tune of Rs. 7,354.43 Lakhs and stated this would be reduced by Rs. 215.61 Lakhs which has already been deposited by the Company.

For future course of action, the Company understands from its legal counsels that the Remedy to file Appeal in Debt Recovery Appellate Tribunal shall be preferred within reasonable time which triggers once the certified true copy of the order is received by the Company from the Court. The Company through its Advocate has applied for certified true copy of the aforesaid DRT Order on 4th January, 2024 . The Company has yet not received the certified true copy of the said Order.

The Company as Appellant is contemplating and exploring all other legal options to stay the aforesaid DRT Order. Pending finality on the matter, no further adjustment is made on the books of accounts.

The Company is actively pursuing various avenues to raise additional funds to continue its Business Operations and monetisation of assets towards potential settlement of loan held now by AIL and Life Insurance Corporation ("Existing Lenders").

The NCLT matter with regard to the Company and related entities is now listed for hearing on various dates of June, 2024.

- v. Restructuring of Company's debt (excluding debts of LIC) was approved by JMFARC on January 23, 2018. The Company is negotiating with LIC for restructuring of its facility (principal outstanding Rs. 1,887.26 Lakhs as on 31.03.2024) on terms similar to restructuring done by JMFARC. Pending negotiations with LIC, no further adjustments , especially the provision of interest amounting to Rs 2,850.65 Lakhs is not made.

**NOTES ON THE STANDALONE FINANCIAL STATEMENTS** FOR THE YEAR ENDED 31<sup>ST</sup> MARCH, 2024**39. Capital Management**

Capital of the Company, for the purpose of capital management, include issued equity capital, securities premium and all other equity reserves attributable to the equity holders of the Company. The primary objective of the Company's capital management is to maximise shareholders value.

The funding requirement is met through a mixture of equity, internal accruals, long term borrowings and short-term borrowings. The Company monitors capital using gearing ratio, which is debt divided by total capital plus debt.

(Rs. in Lakhs)

		As at March 31, 2024	As at March 31, 2023
Debt	A	96,282.99	87,972.16
Cash & cash equivalent	B	644.45	1,055.36
Net Debt	C=(A-B)	95,638.54	86,916.80
Equity	D	(50,220.98)	(34,570.95)
Net Debt to Equity ratio *	E=(C/D)	-	-

\* Adverse capital gearing ratio reflects decrease in equity on account of losses incurred during the year.

**40. Financial instruments**

The fair value of financial assets and liabilities are included at the amount at which the instrument could be exchanged in a current transaction between the willing parties, other than in a forced or liquidation sale.

The following methods and assumptions have been used to estimate the fair values:

Fair value of cash and short-term deposits, trade and other short term receivables, trade payables, other current liabilities, short term loans from banks and other financial institutions approximate their carrying amounts largely due to the short term maturities of these instruments

Financial Instruments with fixed and variable interest rates are evaluated by the Company based on parameters such as interest rate and individual credit worthiness of the counterparty. Based on this evaluation, allowances are taken to account for the expected losses of these receivables.

**Fair value hierarchy**

**Level 1** - Quoted prices (unadjusted) in active markets for identical assets or liabilities.

**Level 2** - Inputs other than quoted prices included within Level 1 that are observable for the asset or liability, either directly (i.e. as prices) or indirectly (i.e. derived from prices).

**Level 3** - Inputs for the assets or liabilities that are not based on observable market data (unobservable inputs).

There is no fair valuation of financial instruments.

The carrying values of the financial instruments by categories were as follows:

(Rs. in Lakhs)

	March 31, 2024		March 31, 2023	
	Carrying Value	Fair Value	Carrying Value	Fair Value
<b>Financial assets at amortised cost:</b>				
Cash and cash equivalents (Refer Note 11)	644.45	644.45	1,055.36	1,055.36
Trade Receivables (Refer Note 10)	3,718.09	3,718.09	7,391.54	7,391.54
Loans (Refer Note 12)	4,652.82	4,652.82	5,892.67	5,892.67
Other Financial Assets (Refer Note 13)	36.94	36.94	47.57	47.57
<b>Total</b>	<b>9,052.30</b>	<b>9,052.30</b>	<b>14,387.14</b>	<b>14,387.14</b>

## NOTES ON THE STANDALONE FINANCIAL STATEMENTS FOR THE YEAR ENDED 31<sup>ST</sup> MARCH, 2024

(Rs. in Lakhs)

	March 31, 2024		March 31, 2023	
	Carrying Value	Fair Value	Carrying Value	Fair Value
<b>Financial assets at fair value through Statement of Profit and Loss at Cost</b>	-	-	-	-
Investments	-	-	-	-
<b>Financial liabilities at amortised cost:</b>				
Trade Payables (Refer note 20)	15,749.05	15,749.05	15,857.78	15,857.78
Other Financial Liabilities (Refer Note 21)	2,982.92	2,982.92	2,331.35	2,331.35
Borrowings (Refer Note 17 & 17.1)	96,282.99	96,282.99	87,972.16	87,972.16
Lease Liabilities (Refer Note 18)	186.87	186.87	208.97	208.97
<b>Total</b>	<b>1,15,201.83</b>	<b>1,15,201.83</b>	<b>1,06,370.27</b>	<b>1,06,370.27</b>
<b>Financial liabilities at fair value through Statement of Profit and Loss</b>	Nil	Nil	Nil	Nil

### 41. Financial risk management objectives

Market risk is the risk of loss of future earnings, fair values or future cash flows that may result from a change in the price of a financial instrument. The value of a financial instrument may change as a result of changes in the interest rates, foreign currency exchange rates, equity prices and other market changes that affect market risk sensitive instruments. Market risk is attributable to all market risk sensitive financial instruments including investments and deposits, foreign currency receivables, payables and loans and borrowings.

The Company's principal financial liabilities comprise of loan from banks and financial institutions, finance lease obligations and trade payables. The main purpose of these financial liabilities is to raise finance for the Company's operations. The Company has various financial assets such as trade receivables, cash and short term deposits, which arise directly from its operations.

The main risks arising from Company's financial instruments are foreign currency risk, interest rate risk, credit risk and liquidity risk. The Board of Directors review and agree policies for managing each of these risks.

#### i. Foreign currency risk:

The Company does not have material revenue from overseas operations. However, the entity makes imports of Raw material and capital goods. Further the Company holds monetary assets in the form of investments in currency other than its functional currency i.e. Indian Rupee. Foreign currency risk, as defined in Ind AS 107, arises as the value of future transactions, recognised monetary assets and monetary liabilities denominated in other currencies fluctuate due to changes in foreign exchange rates.

While the company has direct exposure to foreign exchange rate changes on the price of non-Indian Rupee-denominated securities and borrowings. For that reason, the below sensitivity analysis may not necessarily indicate the total effect on the Company's net assets attributable to holders of equity shares of future movements in foreign exchange rates. The above risks may affect the Company's income and expenses, or the value of its financial instruments. The objective of the Company's management of market risk is to maintain this risk within acceptable parameters, while optimising returns. The following tables demonstrate the sensitivity to a reasonably possible change in foreign exchange rates, with all other variables held constant.

(Rs. in Lakhs)

	March 31, 2024		March 31, 2023	
	Foreign currency	Indian currency	Foreign currency	Indian currency
<b>Foreign trade payables</b>				
AED	1.01	23.72	1.01	18.41
USD	4.14	350.94	0.02	10.21
EUR	-	0.16	0.00	0.67
<b>Foreign trade receivables</b>				
GBP	0.03	3.61	-	-
AUD	0.00	0.08	0.00	0.07
USD	2.73	223.73	2.71	223.63



## NOTES ON THE STANDALONE FINANCIAL STATEMENTS FOR THE YEAR ENDED 31<sup>ST</sup> MARCH, 2024

	% Change in foreign currency rate	Effect on profit /(Loss) before tax					Total
		USD	EUR	AED	GBP	AUD	
<b>As at 31 March 2024</b>	5%	(6.36)	(0.01)	(1.19)	0.18	0.00	(7.38)
	-5%	6.36	0.01	1.19	(0.18)	(0.00)	7.38
<b>As at 31 March 2023</b>	5%	10.67	(0.03)	(0.92)	-	0.00	9.72
	-5%	(10.67)	0.03	0.92	-	(0.00)	(9.72)

### ii. Interest Rate Risk

The Company is exposed to interest rate risk because the Company borrows funds at both fixed and floating interest rates. Interest rate risk can be either fair value interest rate risk or cash flow interest rate risk. Fair value interest rate risk is the risk of changes in fair values of fixed interest bearing investments because of fluctuations in the interest rates, in cases where the borrowings are measured at fair value through Statement of Profit and Loss. Cash flow interest rate risk is the risk that the future cash flows of floating interest bearing investments will fluctuate because of fluctuations in the interest rates.

#### Exposure to Interest Rate Risk

Interest rate risk of the Company arises from borrowings. The Company endeavour to adopt a policy of ensuring that maximum of its interest rate risk exposure is at fixed rate. The Company's interest-bearing financial instruments are reported as below:

(Rs. in Lakhs)

	<b>As at March 31, 2024</b>	<b>As at March 31, 2023</b>
Fixed Rate Borrowings	96,282.99	87,972.16
Floating Rate Borrowings	-	-
<b>Total Borrowing</b>	<b>96,282.99</b>	<b>87,972.16</b>

#### Interest rate sensitivity analysis

The sensitivity analysis below have been determined based on the exposure to interest rates for non-derivative instruments at the end of the reporting period. For floating rate liabilities, the analysis is prepared assuming the amount of the liability outstanding at the end of the reporting period was outstanding for the whole year.

A 50 basis point increase or decrease is used for the purpose of sensitivity analysis.

If interest rates had been 50 basis points higher/lower and all other variables were held constant, the Company's profit/(loss) before tax for the year ended March 31, 2024 would decrease/increase by NIL (for the year ended March 31, 2023: decrease/increase by NIL)

### iii. Credit risk

The Company directly reduces the gross carrying amount of a financial asset when the Company has no reasonable expectations of recovering a financial asset in its entirety or a portion thereof. The amounts of financial assets are net of an allowance for doubtful accounts, estimated by the Company and based, in part, on the age of specific receivable balance and the current and expected collection trends. As such, in addition to the age of its Financial Assets, the Company also considers the age of its orders in progress, as well as the existence of any deferred revenue or down payments on orders on the same project or with the same client. The Company has used practical expedient by computing expected credit loss allowance for trade receivable by taking into consideration historical credit loss experience and adjusted for forward looking information. The Company is still pursuing the recovery for the receivable for which allowance made for bad and doubtful debts.

Ageing of current trade receivables (Note 10) considered by the Management for this purpose are as under:

(Rs. in Lakhs)

	<b>As at March 31, 2024</b>	<b>As at March 31, 2023</b>
Trade Receivables outstanding for a period exceeding six months from the date they are due for payment	981.82	925.11
Other trade receivables	2,736.27	6,466.44
	<b>3,718.09</b>	<b>7,391.54</b>

## NOTES ON THE STANDALONE FINANCIAL STATEMENTS FOR THE YEAR ENDED 31<sup>ST</sup> MARCH, 2024

In addition the Company is exposed to credit risk in relation to the maximum related party credit exposure at March 31, 2023 on account of carrying amount of loans /advances /deposit, trade and other receivables and guarantees is disclosed in note 34 on related party transactions. Based on the creditworthiness of the related parties, financial strength of related parties and its parents and past history of recoveries from them, the credit risk is mitigated. Credit risk relating to unrelating parties is minimised as the Company deals only with reputed parties.

Cash and cash equivalents are held with reputable and credit-worthy banks.

#### iv. Liquidity risk

Ultimate responsibility for liquidity risk management rests with the Board of Directors, which has built an appropriate liquidity risk management framework for the management of the Company's short, medium and long-term funding and liquidity management requirements. The Company manages liquidity risk by maintaining adequate reserves, banking facilities by continuously monitoring forecast and actual cash flows and matching the maturity profiles of financial assets and liabilities.

#### Liquidity table:

The following tables detail the Company's remaining contractual maturity for its financial liabilities. The tables have been drawn up based on the cash flows of financial liabilities based on the earliest date on which the Company can be required to pay:

(Rs. in Lakhs)

	On demand	< 1 year	1 – 3 years	3 - 5 years	> 5 years	Total
<b>As at 31-Mar-24</b>						
Borrowings	-	76,282.99	-	8,750.00	11,250.00	96,282.99
Trade payables	-	12,826.09	1,317.09	1,605.87	-	15,749.05
Other financial liabilities	1,586.07	1,396.85	-	-	-	2,982.92
Lease Liabilities	-	128.41	58.46	-	-	186.87
<b>Total</b>	<b>1,586.07</b>	<b>90,634.34</b>	<b>1,375.55</b>	<b>10,355.87</b>	<b>11,250.00</b>	<b>1,15,201.83</b>
<b>As at 31-Mar-23</b>						
Borrowings	-	67,972.16	-	-	20,000.00	87,972.16
Trade payables	-	13,951.60	243.93	1,662.25	-	15,857.79
Other financial liabilities	863.69	1,467.66	-	-	-	2,331.35
Lease Liabilities	-	102.58	106.40	-	-	208.98
<b>Total</b>	<b>863.69</b>	<b>83,494.00</b>	<b>350.33</b>	<b>1,662.25</b>	<b>20,000.00</b>	<b>1,06,370.28</b>

#### 42. Details of significant changes in key financial ratios

Sr. no	Ratio Analysis	Numerator	Denominator	31-Mar-24	31-Mar-23	Variance
1	Current Ratio	Current Assets	Current Liabilities	0.33	0.42	-21.4%
2	Debt Equity Ratio	Debt	Shareholder's Equity	(1.92)	(2.55)	-24.7%
3	Debt Service Coverage Ratio	Net Operating Income	Debt Service	(0.04)	(0.07)	-40.9%
4	Return on Equity Ratio*	Profit for the period	Avg. Shareholders Equity	NA	NA	NA
5	Inventory Turnover Ratio	Cost of Goods sold	Average Inventory	4.16	4.67	-10.8%
6	Trade Receivables Turnover Ratio	Net Credit Sales	Average Trade Receivables	5.81	4.48	29.9%
7	Trade Payables Turnover Ratio	Total Purchases	Average Trade Payables	1.83	2.76	-33.9%
8	Net Capital Turnover Ratio	Net Sales	Average Working Capital	(0.53)	(0.71)	-24.4%
9	Net Profit Ratio*	Net Profit	Net Sales	NA	NA	NA
10	Return on Capital Employed	EBIT	Capital Employed	NA	NA	NA
11	Return on Investment	Return/Profit/Earnings	Investment	NA	NA	NA

Current Ratio : Deterioration on account of current years accrued interest in borrowings

Debt Equity Ratio: Deterioration on account of accumulation of current year net loss in equity.

Debt Service Coverage Ratio: Deterioration on account of current years accrued interest in borrowings

Trade Receivables Turnover Ratio: Improvement on account improved realisation from trade receivables.

Trade Payables Turnover Ratio: Deterioration is on account of increase in trade payable.

Net Capital Turnover Ratio: Deterioration on account of accrued interest on borrowings

\* Not Applicable ("NA") as company has incurred losses in current & previous financial year.

## NOTES ON THE STANDALONE FINANCIAL STATEMENTS FOR THE YEAR ENDED 31<sup>ST</sup> MARCH, 2024

### 43. Balance confirmation

Balances of Trade Receivables, Trade Payables, loans and advances, deposits, Borrowings are subject to confirmation and reconciliation. Accounts receivables are net of advances.

### 44. Additional regulatory information required by Schedule III of Companies Act, 2013

#### I. Utilisation of Borrowed funds and share premium:

- A) During the year the Company has not advanced or loaned or invested funds to any other person(s) or entity (ies), including foreign entities (Intermediaries) with the understanding that the Intermediary shall:
- Directly or indirectly lend or invest in other persons or entities identified in any manner whatsoever by or on behalf of the Company (Ultimate Beneficiaries) or
  - Provide any guarantee, security or the like to or on behalf of the ultimate beneficiaries.

During the year the Company has not received any fund from any person(s) or entity (ies), including foreign entities (Funding Party) with the understanding (whether recorded in writing or otherwise) that the Company shall

- Directly or indirectly lend or invest in other persons or entities identified in any manner whatsoever by or on behalf of the Funding Party (Ultimate Beneficiaries) or
  - Provide any guarantee, security or the like on behalf of the ultimate beneficiaries
- B) The Company has not granted any loans or advances in the nature of loans repayable on demand during the year. However, the company has given loan to Nitco Realities Private Limited ("NRPL") without specifying any terms or period of repayment in earlier years. The balance as at the year-end of such loan is as under

(Rs. in Lakhs)

Description	Related parties
The aggregate amount of loans/ advances in nature of loans	-
loans/ advances in nature of loans (A)	-
The agreement does not specify any terms or period of repayment (B)	-
There is no agreement ( C )	4,641.37
Total (A+B+C)	4,641.37
Percentage of loans/ advances in nature of loans to the total loans	100%

- No proceedings have been initiated on or are pending against the Company for holding benami property under the Benami Transactions (Prohibition) Act, 1988 (45 of 1988) and Rules made thereunder.
- The Company has not been declared wilful defaulter by any bank or financial institution or other lender in accordance with the guidelines on wilful defaulters issued by the Reserve Bank of India.
- The Company has not revalued its property, plant and equipment (including right-of-use assets) or other intangible assets or both during the year.
- The Company has not recorded any transactions which are not in the books of accounts and has been surrendered or disclosed as income during the year in the tax assessments under the Income Tax Act, 1961
- The Company has not traded or invested in Crypto currency or Virtual Currency during the current and previous financial year.
- The Company has not entered into any scheme of arrangement which has an accounting impact on current and previous year.
- During the year no funds raised on short-term basis have been used for long-term purposes by the Company.
- The Company has complied with the number of layers prescribed under the Companies Act, 2013
- There are no charges or satisfactions which are yet to be registered with the Registrar of Companies beyond the statutory period.

## NOTES ON THE STANDALONE FINANCIAL STATEMENTS FOR THE YEAR ENDED 31<sup>ST</sup> MARCH, 2024

### 45. Immovable property not held in the name of Company

(Rs. In Lakhs)

Relevant line item in the Balance sheet	Description of item of property	Gross carrying value	Title deeds held in the name of	Whether title deed holder is a promoter, director or relative# of promoter*/ director or employee of promoter/director	Property held since which date	Reason for not being held in the name of the company**
Property, Plant and Equipment	Leasehold land at Thane	278.38	Mahalakshmi Tiles and Marble Company Pvt. Ltd.	Company controlled by the relatives of Promoter	31-12-2005	Mahalakshmi Tiles and Marble Company Pvt. Ltd is merged with Nitco tiles Ltd
Property, Plant and Equipment	Land At Alibaug	0.31	Vilas Kalan & Others	No	25-02-1995	
Property, Plant and Equipment	Land At Alibaug	4.89	Dattatreya Patil & Others	No	28-02-1995	
Property, Plant and Equipment	Land At Alibaug	1.99	Vithal Padu Patil	No	24-11-1995	
Property, Plant and Equipment	Land At Alibaug	3.58	Balaram S Mhatre	No	15-12-1995	Registration of Agreement is under process
Property, Plant and Equipment	Land At Alibaug	2.40	Madhukar Patil	No	12-06-1995	
Property, Plant and Equipment	Land At Alibaug	2.36	Parshuram Poshia Patil & Others	No	03-03-1995	
Property, Plant and Equipment	Land At Alibaug	0.32	Namdev Patil & Others	No	03-03-1995	
Inventories – Real Estate	Land At Kanjur Marg	15,000.00	Particle Boards India Limited	No	08-07-2011	Particle Boards India Limited is merged with Nitco Ltd [Refer note no. 38 (b) (iii)]

### 46. Balances outstanding along with Nature of transaction with struck off companies as per section 248 of the Companies Act, 2013

(Rs. In Lakhs)

Name of Struck off Company	Nature of Transaction with Struck off Company	Balance outstanding as at 31/03/24	Balance outstanding as at 31/03/2023	Relationship with the Struck off Company if any
BASSAN ENGINEERING CONST. P. L.	Trade payables	(0.22)	(0.22)	Not Applicable
BLUE OCEAN SHIPPING AGENCIES (I)	Other Advances	1.05	1.05	Not Applicable
Mayash Space Designs Pvt. Ltd.	Trade Receivables	137.22	201.16	Not Applicable
Maruthi Granito India Pvt Ltd	Trade Receivables	36.01	36.40	Not Applicable
SEALINKERS Pvt. Ltd.	Trade payables	-	(0.28)	Not Applicable
SUNIL TRADING CO.	Other Payables	(0.01)	(0.01)	Not Applicable
Valaya Homes Pvt. Ltd	Trade Receivables	18.55	18.55	Not Applicable
APS INTERIORS PRIVATE LIMITED	Other Payables	-	(0.03)	Not Applicable
CONCEPT CERAMIC PVT LTD	Trade Receivables	18.41	9.87	Not Applicable
SIDHI GRANITES PRIVATE LIMITED	Trade payables	(0.14)	-	Not Applicable
Bouyant Technology Constellations Pvt Ltd	Trade Receivables	40.32	80.64	Not Applicable
AGAPE ADVERTISING PRIVATE LIMITED	Trade payables	(0.12)	(5.48)	Not Applicable

Note: The above list is based on the information available with the company

**NOTES ON THE STANDALONE FINANCIAL STATEMENTS** FOR THE YEAR ENDED 31<sup>ST</sup> MARCH, 2024**47. Lease****I. As a Lessee**

- (a) Lease liability at the present value of the remaining lease payments, discounted using the lessee's incremental borrowing rate for lease as on 31st March, 2024.
- (b) Right-of-use asset at an amount equal to the lease liability, adjusted by the amount of any prepaid or accrued lease payments relating to that lease recognised in the balance sheet
- (c) Practical expedients applied :

Company has used the practical expedients permitted by the standard:

\* applying a single discount rate to a portfolio of leases with reasonably similar characteristics

\* accounting for operating leases with a remaining lease term of less than 12 months or with minimal rent payments as short-term leases

\* In case of Leases which are having no lock in period or lease are cancellable with short notice by either party or lessee are not treated as lease for the purpose of IND AS 116.

- (d) The weighted average lessee's interest implicit in the lease has been applied to the lease liabilities was 6.75% pa with maturity between 2019-25.
- (e) The table below describes the nature of the Company's leasing activities by type of right-of-use asset recognised on balance sheet:

<b>Right-of-use assets</b>	<b>No of right-of-use assets leased</b>	<b>Range of remaining term (years)</b>
Godown	2	1 to 2 Years
Office	1	4 to 5 years

- (f) Lease payments not recognised as lease liabilities:

	(Rs. In Lakhs)	
	<b>Year ended at 31-Mar-24</b>	<b>Year ended at 31-Mar-23</b>
Expenses relating to leases which can be terminated by either party with 2-3 month notice.	268.20	228.34
<b>Total</b>	<b>268.20</b>	<b>228.34</b>

- (g) The total cash outflow for leases for the year ended 31 March 2024 was Rs 155.86 lakhs (previous year Rs. 145.78 lakhs)

	(Rs. In Lakhs)	
<b>Minimum lease payments due</b>	<b>As at 31-Mar-24</b>	<b>As at 31-Mar-23</b>
Not later than one year	9.20	44.43
Later than one year and not later than five years	-	9.20
Later than five years	-	-

## NOTES ON THE STANDALONE FINANCIAL STATEMENTS FOR THE YEAR ENDED 31<sup>ST</sup> MARCH, 2024

### II. As a Lessor

(Rs. In Lakhs)

	As at 31-Mar-24	As at 31-Mar-23
a) Amounts recognized in statement of profit and loss	22.87	23.59
<b>Operating Lease Income</b>	<b>22.87</b>	<b>23.59</b>

48. No provision for Deferred Tax has been made in the books due to accumulated loss

#### 49. Contract with GAIL (India) Limited

The Company as a buyer entered into a Gas Sale Agreement on 03.03.2009 with GAIL (India) Limited as a seller where the seller is a Government Company primarily engaged in the distribution and marketing of gas in India. As per the provisions of the above agreement, the company must pay for the quantity not taken/consumed as per the Buyer's Take or Pay Obligation Clause. As per provisions of sub-article (c) & (d) of article 18 "Force Majeure" of Gas Sale Agreement dated 03-03-2009 between GAIL (India) Limited & NITCO Limited: "In the events of Force Majeure, if the lockout continues for at least 3 consecutive days then from the fourth consecutive day of the Force Majeure event under this agreement, the buyer shall be excused from performing its obligations under this agreement, except those specifically provided herein. Based on the provisions of the Force Majeure clause the Company does not expect any cash outflow.

50. The financial statements are approved for issue by the Audit Committee and the Board of Directors at their respective meetings conducted on 29th May, 2024

51. The previous year figures are regrouped/ restated/ reclassified/ rearranged, wherever necessary, to make them comparable.

In terms of our report of even date annexed

#### For M M Nissim & Co. LLP

Chartered Accountants  
FRN No. 107122W/W100672

#### For and on behalf of the Board

#### Vivek Talwar

Chairman & Managing Director  
(DIN: 00043180)

#### Poonam Talwar

Director  
(DIN: 00043300)

#### N. Kashinath

Partner  
Membership No.: 036490

#### Sitanshu Satapathy

Chief Financial Officer

#### Geeta Shah

Company Secretary

Place : Mumbai

Dated : 29th May, 2024



# INDEPENDENT AUDITORS REPORT

To the Members of NITCO Limited

Report on the Audit of the Consolidated Financial Statements

## 1. Qualified Opinion

We have audited the accompanying Consolidated Financial Statements of **NITCO Limited** (hereinafter referred to as the ‘Holding Company’) and its subsidiaries (Holding Company and its subsidiaries together referred to as “the Group”) which comprise the Consolidated Balance Sheet as at March 31, 2024, and the Consolidated Statement of Profit and Loss (including Other Comprehensive Income), the Consolidated Statement of Changes in Equity and the Consolidated Cash Flows Statement for the year then ended and notes to financial statements, a summary of material accounting policies and other explanatory information (hereinafter referred to as “the Consolidated Financial Statements”).

In our opinion and to the best of our information and according to the explanations given to us, except for the effects of the matter described in the Basis for Qualified Opinion section of our report, the aforesaid Consolidated Financial Statements give the information required by the Companies Act, 2013 (“the Act”) in the manner so required and give a true and fair view in conformity with the Indian Accounting Standards (Ind AS) prescribed under Section 133 of the Act read with Companies (Indian Accounting Standards) Rules, 2015, as amended and other accounting principles generally accepted in India, of the consolidated state of affairs (financial position) of the Group as at 31st March, 2024, and its consolidated losses (financial performance including Other Comprehensive Income), the consolidated changes in equity and its consolidated cash flows for the year ended on that date.

## 2. Basis for Qualified Opinion

### Material Uncertainty Related to Going Concern

The Parent Company continues to incur losses resulting in an erosion of its net worth and its current liabilities exceeds current assets as of 31st March 2024.

We draw your attention to Note 38 b(iv) of the Consolidated Financial Statement as regards revocation of the existing restructured facilities (excluding the NCD and RPS facility) by JM Financial Asset Restructuring Company Limited (acting in its capacity as trustee of JMFARC-LVB Ceramics September 2014 - Trust). – (Financial Creditor), vide letter dated 19 September 2022, whereby dues amounting to Rs. 2,42,762.93 Lakhs has been restated (the amount appearing in books as on 31st March 2024 is Rs. 74,395.73 Lakhs).

On 15th November 2022, the Financial Creditor has made an Application under Section 7 of Insolvency and Bankruptcy Code, 2016 read with Rule 4 of the Insolvency and Bankruptcy (Application to Adjudicating Authority) Rules, 2016 with National Company Law Tribunal (NCLT) to initiate corporate insolvency resolution process.

Further, on 3rd November 2023, the Hon'ble Debt Recovery Tribunal – I, Mumbai has passed an order against the Parent Company & in favour of JMFARC Ltd (acting in its capacity as trustee of JMFARC- Corporation Bank Ceramics September 2015- Trust) w.r.t filing of Miscellaneous Application under Securitization and Reconstruction of Financial Assets and Enforcement of Security Interest Act and issued recovery certificate to the tune of Rs. 7,138.82 Lakhs alongwith interest @ 14.45 percent per annum compounded with monthly rests.

We are informed that the Parent Company is seeking appropriate legal advice and will take all appropriate steps to protect its interest in both the aforesaid matters. Accordingly, no adjustments have been made to the carrying values of the liabilities and their presentation and classifications in the Consolidated Financial Statement and are accounted on going concern basis.

On 20th April, 2024 the Parent Company has received communication from JMFARC notifying that pursuant to the Assignment Agreement dated 20th April, 2024, JMFARC has assigned the financial assets of the Group together with all underlying rights, titles, interests, securities, guarantees etc. thereof in favour of Authum Investment & Infrastructure Limited (“AII”)

*Due to revocation of existing facilities of JMFARC and their filing of application with NCLT to initiate Corporate Insolvency Resolution Process, alongwith issuance of recovery certificate of Rs. 7,138.82 Lakhs by the Debt Recovery Tribunal in their favour, we have concluded that material uncertainty exists relating to events or conditions that may cast significant doubt on the Parent entity’s ability to continue as a going concern. The Parent Company has received a communication regarding the assignment of the financial assets of the Parent Company to AII and is in the process of re-negotiating the terms with AII. The Parent Company is pursuing various avenues to raise funds, continue business operations and monetize its assets. The Parent Company is in the process to conclude re-negotiation and obtain a replacement financing. Pending the outcome of the negotiations, we are not able to quantify the possible effects of this qualification on the Group’s loss for the year and Group’s financial position as at 31 March 2024.*

*Based on our audit conducted, we have concluded that material uncertainty exists relating to events or conditions that may cast significant doubt on the Parent entity’s ability to continue as a going concern.*

**Our opinion is modified in respect of this matter.**

**Non Provision of Interest on Outstanding Loan of LIC**

*Refer Note 38 b(v) to the Consolidated Financial Statement, the Parent Company has not provided interest on the outstanding loan of LIC of Rs. 1,887.26 lakhs (Principal outstanding), as it is hopeful of its restructuring. This unilateral discontinuing of interest accrual by the Parent Company is not in compliance with Ind AS 109 and has resulted in understatement of interest expense and consequential loss for the year of the Group to the extent of Rs. 2,850.65 Lakhs.*

**3. Emphasis of Matter**

- i. We draw attention to Note no. 38 (b)(ii) to the Consolidated Financial Statement which states that the Additional Director General Foreign Trade (ADGFT) had levied penalty of Rs. 17,000.00 lakhs which is confirmed by the Appellate bench of DGFT, New Delhi. Management has received legal opinion that the order is bad in law. Hence no provision for the demand is made in the books.
- ii. We draw attention to Note no. 38 (b)(iii) to the Consolidated Financial Statement which states that the Revenue Department had raised a demand for unearned income of Rs. 6,967.03 Lakhs and no provision for the demand was made in the books as Parent Company had received interim relief against the order from Bombay High Court. During the year, the Parent Company has received an order from Revenue Department quashing this demand in favour of the Parent Company.
- iii. We draw attention to Note no. 44 to the Consolidated Financial Statement, the balance with respect to certain bank balances, borrowings from banks & financial institutions, other current assets and liabilities are subject to confirmation and the balances are currently reported in the standalone financial statement as per the books of accounts.
- iv. We draw attention to Note no. 6 to the Consolidated Financial Statement which states that the Parent Company had given Capital advances of Rs. 855.22 lakhs (previous year Rs. 995.98 Lakhs) to Saumya Buildcon Pvt Ltd (SBPL). The management has reviewed the SBPL's financial statements to assess their ability to repay the advance. Based on this review, the Management expects advance to be fully recovered in FY 2025 and hence no provision has been made in the books of accounts for the same.

**Our opinion is not modified in respect of these matters.**

**4. Key Audit Matters**

Key audit matters are those matters that, in our professional judgment, were of most significance in our audit of the Consolidated Financial Statements of the current period. These matters were addressed in the context of our audit of the Consolidated Financial Statements as a whole, and in forming our opinion thereon, and we do not provide a separate opinion on these matters.

Key audit matter	Our Response
<p><b>1) Assessment of impairment of valuation of Property, Plant and Equipment (as described in Note 3 of the Consolidated Ind AS Financial Statements)</b></p> <ul style="list-style-type: none"> <li>• The carrying values of the Group's Property, Plant and Equipment are assessed annually by management for potential indicators of impairment.</li> <li>• For the above impairment testing, management has determined the value in use and the fair value less cost to sell as applicable.</li> <li>• We have identified the assessment of potential impairment of PPE as a key audit matter because impairment assessment involves significant degree of management judgement in determining the key assumptions and forecasting future cash flows.</li> <li>• Valuation of underlying assets especially land with subsidiaries were done from Independent Valuer.</li> </ul>	<p><b>Our audit procedures included, among others the following:</b></p> <ul style="list-style-type: none"> <li>• We have evaluated the key judgements / assumptions underlying management's assessment of potential indicators of impairment.</li> <li>• We have studied available financial information including considerations of the economic conditions and audited financial statements of the subsidiaries.</li> <li>• We have evaluated the current approximate market price of the land, real estate properties where the subsidiaries have invested for computing the recoverable amount</li> <li>• We have checked the Valuation report of underlying asset done by Independent Valuer.</li> <li>• We read and assessed the relevant disclosures made within the consolidated Ind AS financial statements.</li> </ul>

## 2) Litigation, Claims and Contingent Liabilities

- The holding company is exposed to variety of different laws, regulations and interpretations thereof. Consequently, in the normal course of business, Provisions and Contingent Liabilities may arise from legal proceedings, constructive obligations and commercial claims.
- Management applies significant judgement when considering whether and how much to provide for the potential exposure of each matter.
- These estimates could change substantially over time as new facts emerge as each legal case or matters progresses.
- Given the different views possible, basis the interpretations, complexity and the magnitude of potential exposures and the judgement necessary to estimate the amount of provision required or determine required disclosures.
- We understood the processes, evaluated the design and implementation of controls and tested the operating effectiveness of the holding company's controls over the recording and re-assessment of uncertain legal positions, claims and contingent liabilities.
- We held discussions with senior management including the person responsible for legal and compliance to obtain an understanding of the factors considered by management in classification of the matter as 'probable', 'possible' and 'remote'.
- Examined the holding company's legal expenses on sample basis and read the minutes of the board meetings in order to ensure completeness.
- With respect to tax matters (direct and indirect), discussed with the group's tax officers and obtained their views and strategies on significant cases, as well as the related technical grounds relating to their conclusions based on applicable tax laws.
- Assessing the decisions and rationale for provisions held or for decisions not to record provisions or make disclosures.
- For those matters where management concluded that no provisions should be recorded, considering the adequacy and completeness of the holding company's disclosures.

## 5. Information Other than the Consolidated Financial Statements and Auditor's Report thereon

The Holding Company's Management and Board of Directors are responsible for the preparation of the other information. The other information comprises the information included in the Holding Company's Board's Report including Annexures to Board's Report, Management Discussion and Analysis, Report on Corporate Governance, but does not include the Consolidated Financial Statements and our auditor's report thereon.

Our opinion on the Consolidated Financial Statements does not cover the other information and we do not express any form of assurance conclusion thereon. In connection with our audit of the Consolidated Financial Statements, our responsibility is to read the other information and, in doing so, consider whether the other information is materially inconsistent with the Consolidated Financial Statements, or our knowledge obtained during the course of our audit or otherwise appears to be materially misstated.

If, based on the work we have performed, we conclude that there is a material misstatement of this other information, we are required to report that fact. We have nothing to report in this regard.

## 6. Management's Responsibility and Those Charged with Governance for the Consolidated Financial Statements

The Holding Company's Board of Directors is responsible for the preparation and presentation of these Consolidated Financial Statements in term of the requirements of the Act that give a true and fair view of the Consolidated financial position, Consolidated financial performance, Consolidated Changes in Equity and Consolidated Cash Flows of the Group in accordance with the accounting principles generally accepted in India, including the Indian Accounting Standards (Ind AS) specified under section 133 of the Act. The respective Board of Directors of the companies included in the Group are responsible for maintenance of adequate accounting records in accordance with the provisions of the Act for safeguarding the assets of the Group and for preventing and detecting frauds and other irregularities; selection and application of appropriate accounting policies; making judgments and estimates that are reasonable and prudent; and the design, implementation and maintenance of adequate internal financial controls, that were operating effectively for ensuring accuracy and completeness of the accounting records, relevant to the preparation and presentation of the Consolidated Financial Statements that give a true and fair view and are free from material misstatement, whether due to fraud or error, which have been used for the purpose of preparation of the Consolidated Financial Statements by the Directors of the Holding Company, as aforesaid.

In preparing the Consolidated Financial Statements, the respective Board of Directors of the companies included in the Group are responsible for assessing the ability of the Group to continue as a going concern, disclosing, as applicable, matters related to going concern and using the going concern basis of accounting unless management either intends to liquidate the Group or to cease operations, or has no realistic alternative but to do so.

The respective Board of Directors of the companies included in the Group are responsible for overseeing the financial reporting process of the Group.

## 7. Auditor's Responsibilities for the audit of the Consolidated Financial Statements

Our objectives are to obtain reasonable assurance about whether the Consolidated Financial Statements as a whole are free from material misstatement, whether due to fraud or error, and to issue an auditor's report that includes our opinion. Reasonable assurance is a high level of assurance, but is not a guarantee that an audit conducted in accordance with SAs will always detect a material misstatement when it exists. Misstatements can arise from fraud or error and are considered material if, individually or in the aggregate, they could reasonably be expected to influence the economic decisions of users taken on the basis of these Consolidated Financial Statements

As part of an audit in accordance with SAs, we exercise professional judgement and maintain professional scepticism throughout the audit. We also:

- Identify and assess the risks of material misstatement of the Consolidated Financial Statements, whether due to fraud or error, design and perform audit procedures responsive to those risks, and obtain audit evidence that is sufficient and appropriate to provide a basis for our opinion. The risk of not detecting a material misstatement resulting from fraud is higher than for one resulting from error, as fraud may involve collusion, forgery, intentional omissions, misrepresentations, or the override of internal control.
- Obtain an understanding of internal financial controls relevant to the audit in order to design audit procedures that are appropriate in the circumstances. Under Section 143(3)(i) of the Act, we are also responsible for expressing our opinion on whether the Company and its subsidiary companies which are companies incorporated in India, has adequate internal financial controls system in place and the operating effectiveness of such controls, to the extent it is applicable.
- Evaluate the appropriateness of accounting policies used and the reasonableness of accounting estimates and related disclosures in the consolidated financial statements made by the management.
- Conclude on the appropriateness of management's use of the going concern basis of accounting and, based on the audit evidence obtained, whether a material uncertainty exists related to events or conditions that may cast significant doubt on the Group's ability to continue as a going concern. If we conclude that a material uncertainty exists, we are required to draw attention in our auditor's report to the related disclosures in the Consolidated Financial Statements or, if such disclosures are inadequate, to modify our opinion. Our conclusions are based on the audit evidence obtained up to the date of our auditor's report. However, future events or conditions may cause the Group to cease to continue as a going concern.
- Evaluate the overall presentation, structure and content of the Consolidated Financial Statements, including the disclosures, and whether the Consolidated Financial Statements represent the underlying transactions and events in a manner that achieves fair presentation.
- Obtain sufficient appropriate audit evidence regarding the financial information of the entities or business activities within the Group to express an opinion on the Consolidated Financial Statements. We are responsible for the direction, supervision and performance of the audit of the financial statements of such entities included in the Consolidated Financial Statements of which we are the independent auditors. For the other entities included in the Consolidated Financial Statements, which have been audited by other auditors, such other auditors remain responsible for the direction, supervision and performance of the audits carried out by them. We remain solely responsible for our audit opinion.

We believe that the audit evidence obtained by us is sufficient and appropriate to provide a basis for our qualified audit opinion on the Consolidated Financial Statements.

We communicate with those charged with governance regarding, among other matters, the planned scope and timing of the audit and significant audit findings, including any significant deficiencies in internal control that we identify during our audit.

We also provide those charged with governance with a statement that we have complied with relevant ethical requirements regarding independence, and to communicate with them all relationships and other matters that may reasonably be thought to bear on our independence, and where applicable, related safeguards.

From the matters communicated with those charged with governance, we determine those matters that were of most significance in the audit of the Consolidated Financial Statements of the current period and are therefore the key audit matters. We describe these matters in our auditor's report unless law or regulation precludes public disclosure about the matter or when, in extremely rare circumstances, we determine that a matter should not be communicated in our report because the adverse consequences of doing so would reasonably be expected to outweigh the public interest benefits of such communication.

## 8. Other Matters

- a) We did not audit the financial statements of one wholly owned subsidiary and 13 Step down subsidiaries whose financial statements reflect total assets of Rs. 8388.98 lakhs as at 31st March, 2024, total revenues of Rs. 221.44 lakhs, total net profit after tax of Rs. (787.01) lakhs for the year ended on that date, as considered in the Consolidated Financial Statements. These financial statements have been audited by other auditors whose reports have been furnished to us by the Management and our opinion on the Consolidated Financial Statements, in so far as it relates to the amounts and disclosures included in respect of these subsidiaries and our report in terms of sub-section (3) and (11) of Section 143 of the Act, in so far as it relates to the aforesaid subsidiaries is based solely on the reports of the other auditors.

Our opinion on the Consolidated Financial Statements, and our report on Other Legal and Regulatory Requirements below, is not modified in respect of the above matters with respect to our reliance on the work done and the reports of the other auditors.

## 9. Report on Other Legal and Regulatory Requirements

### 9.1 As required by Section 143(3) of the Act, based on our audit, we report that:

- a) We have sought and obtained all the information and explanations which to the best of our knowledge and belief were necessary for the purposes of our audit of the aforesaid Consolidated Financial Statements.
- b) In our opinion, proper books of account as required by law relating to preparation of the aforesaid Consolidated Financial Statements have been kept so far as it appears from our examination of those books and the reports of the other auditors.
- c) The Consolidated Balance Sheet, the Consolidated Statement of Profit and Loss, the Consolidated Statement of Changes in Equity and the Consolidated Cash Flow Statement dealt with by this Report are in agreement with the relevant books of account maintained for the purpose of preparation of the Consolidated Financial Statements.
- d) In our opinion, the aforesaid Consolidated Financial Statements comply with the Indian Accounting Standards prescribed under section 133 of the Act read with Rule 7 of the Companies (Accounts) Rules, 2014.
- e) On the basis of the written representations received from the directors of the Holding Company as on 31st March, 2024 taken on record by the Board of Directors of the Holding Company and the reports of the statutory auditors of its subsidiary companies incorporated in India, none of the directors of the Group companies is disqualified as on 31st March, 2024 from being appointed as a director in terms of Section 164(2) of the Act
- f) With respect to the adequacy of the internal financial controls with reference to Financial Statements of the Group and the operating effectiveness of such controls, refer to our separate Report in "Annexure A".
- g) As required by section 197(16) of the Act, based on our audit, we report that the Holding Company and its subsidiary companies incorporated in India, has paid and provided for remuneration to its directors during the year in accordance with the provisions of and limits laid down under section 197 read with Schedule V to the Act.
- h) With respect to the other matters to be included in the Auditor's Report in accordance with Rule 11 of the Companies (Audit and Auditors) Rules, 2014, in our opinion and to the best of our information and according to the explanations given to us:
  - i. The Consolidated Financial Statements disclose the impact of pending litigations on the Consolidated financial position of the Group – Refer Note no. 38(b) to the Consolidated Financial Statements;
  - ii. The Group did not have any long-term contracts including derivative contracts for which there were no material foreseeable losses;

- iii. There has been no delay in transferring amounts, required to be transferred to the Investor Education and Protection Fund by the Holding company and its subsidiary companies incorporated in India.
- iv. (a) The respective Managements of the Company and its subsidiaries which are companies incorporated in India, whose financial statements have been audited under the Act, have represented to us that to the best of their knowledge and belief, no funds have been advanced or lend or invested (either from borrowed funds or share premium or any other sources or kind of funds) by the Company and its subsidiary companies incorporated in India to or in any other person(s) or entity(ies), including foreign entities (Intermediaries”), with the understanding whether recorded in writing or otherwise that the Intermediary shall, whether, directly or indirectly lend or invest in other persons or entities identified in any manner whatsoever by or on behalf of the Company or any of its subsidiaries, (“Ultimate Beneficiaries”) or provide any guarantee, security or the like on behalf of the Ultimate Beneficiaries;
- (b) The respective Managements of the Company and its subsidiaries which are companies incorporated in India, whose financial statements have been audited under the Act, have represented to us that to the best of their knowledge and belief, no funds have been received by the Company and its subsidiary companies incorporated in India, from any person(s) or entity(ies), including foreign entities (“Funding Parties”), with the understanding, whether recorded in writing or otherwise, that the Company or any of its subsidiaries shall, directly or indirectly, lend or invest in other persons or entities identified in any manner whatsoever by or on behalf of the Funding Party (“Ultimate Beneficiaries”) or provide any guarantee, security or the like on behalf of the Ultimate Beneficiaries; and
- (c) Based on such audit procedures, we have considered reasonable and appropriate in the circumstances performed by us on the Company and its subsidiaries, which are companies incorporated in India whose financial statements have been audited under the Act, nothing has come to our notice that causes us to believe that the above representations under sub-clause (i) and (ii) of Rule 11(e) as provided under (a) and (b) above, contain any material misstatement.
- v. The Company and its subsidiary has not declared or paid any dividend during the year as per Section 123 of the Companies Act, 2013 and hence clause (f) of Rule 11 of the Companies ( Audit & Auditors) Rules, 2014 is not applicable.
- vi. Based on our examination which included test checks and that performed by the respective auditors of the subsidiaries which are companies incorporated in India whose financial statements have been audited under the Act, the company, subsidiaries,, have used an accounting software for maintaining its books of account which has a feature of recording audit trail (edit log) facility and the same has operated throughout the year for all relevant transactions recorded in the software.
- Further, during the course of our audit we did not come across any instance of audit trail feature being tampered with.
- As proviso to Rule 3(1) of the Companies (Accounts) Rules, 2014 is applicable from April 01, 2023, reporting under Rule 11(g) of the Companies (Audit and Auditors) Rules, 2014 on preservation of audit trail as per the statutory requirements for record retention is not applicable for the financial year ended March 31, 2024.
- vii. With respect to the matters specified in paragraphs 3(xxi) and 4 of the companies (Auditor’s Report) order,2020 (the order/ CARO) issued by the central government in terms of section 143 (11) of the act, to be included in the Auditor’s Report, according to the information and explanation given to us, and based on CARO reports issued by the auditor of the company included in the consolidated financial statements , we report that CARO is applicable and there are no qualifications or adverse remarks in these CARO reports.

**For M M NISSIM & CO. LLP**

Chartered Accountants  
Firm Reg.No.107122W / W100672

**N Kashinath**

Partner  
Membership No.036490  
UDIN: 24036490BKGST1299

**Place:** Mumbai

**Date:** 29<sup>th</sup> May, 2024



# “ANNEXURE A” TO THE INDEPENDENT AUDITOR’S REPORT ON THE CONSOLIDATED FINANCIAL STATEMENTS OF NITCO LIMITED.

## Report on the Internal Financial Controls under Clause (i) of Sub-section 3 of Section 143 of the Companies Act, 2013 (“the Act”)

### 1. Opinion

In conjunction with our audit of the Consolidated Financial Statements of the Company as of and for the year ended 31 March 2024, we have audited the internal financial controls with reference to Financial Statements of **NITCO LIMITED** (“the Holding Company”) and its subsidiary companies which are companies incorporated in India, as of that date. In our opinion, the Holding Company and its subsidiary companies, which are companies incorporated in India, have, in all material respects, an adequate internal financial controls with reference to Financial Statements and such internal financial controls were operating effectively as at 31 March 2024, based on the internal control over financial reporting criteria established by the respective Companies considering the essential components of internal control stated in the Guidance Note on Audit of Internal Financial Controls Over Financial Reporting issued by the ICAI.

### 2. Management’s Responsibility for Internal Financial Controls

The Respective Board of Directors of the Holding Company and its subsidiary companies incorporated in India, are responsible for establishing and maintaining internal financial controls based on the internal financial control with reference to financial statements criteria established by the respective Companies considering the essential components of internal control stated in the Guidance Note issued by the Institute of Chartered Accountants of India (ICAI). These responsibilities include the design, implementation and maintenance of adequate internal financial controls that were operating effectively for ensuring the orderly and efficient conduct of its business, including adherence to respective company’s policies, the safeguarding of its assets, the prevention and detection of frauds and errors, the accuracy and completeness of the accounting records, and the timely preparation of reliable financial information, as required under the Act.

### 3. Auditor’s Responsibility

Our responsibility is to express an opinion on the internal financial controls with reference to Financial Statements of the Holding Company and its subsidiary companies which are incorporated in India, based on our audit. We conducted our audit in accordance with the Guidance Note issued by ICAI and the Standards on Auditing, issued by ICAI and deemed to be prescribed under section 143(10) of the Act., to the extent applicable to an audit of internal financial controls, both issued by ICAI. Those Standards and the Guidance Note require that we comply with ethical requirements and plan and perform the audit to obtain reasonable assurance about whether adequate internal financial controls with reference to Financial Statements were established and maintained and if such controls operated effectively in all material respects.

Our audit involves performing procedures to obtain audit evidence about the adequacy of the internal financial controls with reference to Financial Statements and their operating effectiveness. Our audit of internal financial controls with reference to Financial Statements includes obtaining an understanding of such internal financial controls, assessing the risk that a material weakness exists, and testing and evaluating the design and operating effectiveness of internal control based on the assessed risk. The procedures selected depend on the auditor’s judgment, including the assessment of the risks of material misstatement of the consolidated financial statements, whether due to fraud or error.

We believe that the audit evidence we have obtained, and the audit evidence obtained by other auditors of a subsidiary company incorporated in India, in terms of their report referred to in other matters paragraph below, is sufficient and appropriate to provide a basis for our audit opinion on the Company and its subsidiary companies which are incorporated in India.

### 4. Meaning of Internal Financial Controls With reference to Financial Statements

A company’s internal financial control with reference to Financial Statements is a process designed to provide reasonable assurance regarding the reliability of financial reporting and the preparation of financial statements for external purposes in accordance with generally accepted accounting principles. A company’s internal financial control with reference to Financial Statements includes those policies and procedures that (1) pertain to the maintenance of records that, in reasonable detail, accurately and fairly reflect the transactions and dispositions of the assets of the company; (2) provide reasonable assurance that transactions are recorded as necessary to permit preparation of financial statements in accordance with generally accepted accounting principles, and that receipts and expenditures of the company are being made only in accordance with authorisations of management and directors of the company; and (3) provide reasonable assurance regarding prevention or timely detection of unauthorised acquisition, use, or disposition of the company’s assets that could have a material effect on the financial statements

**5. Inherent Limitations of Internal Financial Controls With reference to Financial Statements**

Because of the inherent limitations of internal financial controls with reference to Financial Statements, including the possibility of collusion or improper management override of controls, material misstatements due to error or fraud may occur and not be detected. Also, projections of any evaluation of the internal financial controls with reference to Financial Statements to future periods are subject to the risk that the internal financial control with reference to Financial Statements may become inadequate because of changes in conditions, or that the degree of compliance with the policies or procedures may deteriorate.

**6. Other Matters**

Our aforesaid report under Section 143(3)(i) of the Act on the adequacy and operating effectiveness of the internal financial controls with reference to Financial Statements in so far as it relates to subsidiary companies, incorporated in India, is based on the report of the auditors.

**For M M NISSIM & CO. LLP**

Chartered Accountants  
Firm Reg.No.107122W / W100672

**N Kashinath**

Partner  
Membership No.036490  
UDIN: 24036490BKGST1299

**Place:** Mumbai

**Date:** 29<sup>th</sup> May, 2024

**BALANCE SHEET** AS AT 31<sup>ST</sup> MARCH, 2024

(Amount in Rupees Lakhs unless otherwise stated)

	Notes	As at March 31, 2024	As at March 31, 2023
<b>ASSETS</b>			
<b>Non-current assets</b>			
Property, plant and equipment	3	30,855.59	33,582.26
Capital work-in-progress	3.1	426.95	423.84
Right-of-use Asset	3A	175.44	195.63
Other Intangible assets	4	26.36	34.41
Goodwill on Consolidation		323.77	323.77
<b>Financial Assets</b>			
Other Financial Assets	5	3,547.22	3,487.60
Other non-current assets	6	1,407.04	1,522.37
		<b>36,762.37</b>	<b>39,569.88</b>
<b>Current assets</b>			
Inventories	7	5,577.25	6,773.98
Inventories – Real Estate	8	18,734.29	18,734.29
<b>Financial assets</b>			
Trade receivables	9	3,723.86	7,398.94
Cash and cash equivalents	10	730.52	1,122.89
Loans	11	961.41	2,028.53
Other financial assets	12	50.04	60.67
Other current assets	13	3,404.42	3,016.08
Asset/ Disposal Group held for sale		3,084.24	3,084.24
		<b>36,266.03</b>	<b>42,219.62</b>
<b>Total Assets</b>		<b>73,028.40</b>	<b>81,789.50</b>
<b>EQUITY AND LIABILITIES</b>			
<b>Equity</b>			
Equity share capital	14	7,185.90	7,185.90
Other equity	15	(58,402.56)	(42,112.80)
<b>Equity attributable to equity holders of the Holding Company</b>		<b>(51,216.66)</b>	<b>(34,926.90)</b>
Non-Controlling Interest		(1,724.84)	(1,724.57)
<b>Total</b>		<b>(52,941.50)</b>	<b>(36,651.47)</b>
<b>LIABILITIES</b>			
<b>Non-current liabilities</b>			
<b>Financial liabilities</b>			
Borrowings	16	20,000.00	20,000.00
Lease Liabilities	17	58.46	106.40
Provisions	18	179.15	160.06
Deferred tax liabilities	19	-	-
		<b>20,237.61</b>	<b>20,266.46</b>
<b>Current liabilities</b>			
<b>Financial liabilities</b>			
Borrowings	16	77,112.61	67,972.16
Trade payables	20		
Total outstanding dues of micro enterprises and small enterprises; and		2,408.68	740.93
Total outstanding dues of creditors other than micro enterprises and small enterprises		13,400.41	15,181.35
Lease Liabilities	17	128.41	102.58
Other financial liabilities	21	3,001.56	2,340.15
Other current liabilities	22	4,952.77	6,917.08
Provisions	23	36.15	228.56
Liability/ Disposal Group held for sale		4,691.70	4,691.70
		<b>1,05,732.29</b>	<b>98,174.51</b>
<b>Total Equity and Liabilities</b>		<b>73,028.40</b>	<b>81,789.50</b>

Material Accounting Policy

1-2

Accompanying Notes are an integral part of these Financial Statements

In terms of our report of even date annexed

For and on behalf of the Board

**For M M Nissim & Co. LLP**Chartered Accountants  
FRN No. 107122W/W100672**N. Kashinath**Partner  
Membership No.: 036490

Place : Mumbai

Dated : 29th May, 2024

**Vivek Talwar**Chairman & Managing Director  
(DIN: 00043180)**Poonam Talwar**Director  
(DIN: 00043300)**Sitanshu Satapathy**

Chief Financial Officer

**Geeta Shah**

Company Secretary

**STATEMENT OF PROFIT AND LOSS** FOR THE YEAR ENDED 31<sup>ST</sup> MARCH, 2024

(Amount in Rupees Lakhs unless otherwise stated)

	Notes	Year ended March 31, 2024	Year ended March 31, 2023
<b>INCOME</b>			
Revenue From Operations	24	32,522.27	38,369.41
Other Income	25	486.01	454.61
<b>Total Income</b>		<b>33,008.28</b>	<b>38,824.02</b>
<b>EXPENSES</b>			
Cost of materials consumed	26	4,377.26	4,230.74
Purchase of stock-in-trade		20,373.84	26,062.01
Changes in inventories of finished goods, stock in trade and work-in-progress	27	1,125.03	529.10
Employee benefits expense	28	5,586.50	5,372.68
Finance costs	29	9,552.78	7,335.29
Depreciation and amortisation expense	30	2,916.21	2,925.98
Other expenses	31	5,346.54	5,907.13
<b>Total Expenses</b>		<b>49,278.16</b>	<b>52,362.93</b>
<b>Profit/(Loss) before tax before exceptional items</b>		<b>(16,269.88)</b>	<b>(13,538.91)</b>
Exceptional items - gain/(loss)	32	-	(1,585.34)
<b>Profit/(Loss) before tax after exceptional items</b>		<b>(16,269.88)</b>	<b>(15,124.25)</b>
Profit/(Loss) from discontinuing operations before tax		-	-
<b>Profit/(Loss) from continuing and discontinued operations</b>		<b>(16,269.88)</b>	<b>(15,124.25)</b>
Tax expense:			
Current Tax (current year)		(0.54)	0.90
Deferred Tax			
(Short) / Excess provision for tax (earlier years)		(26.77)	(0.10)
<b>Profit/(Loss) for the year</b>		<b>(16,297.19)</b>	<b>(15,125.05)</b>
<b>Other Comprehensive Income</b>			
Items that will not be reclassified to profit & loss in subsequent periods			
Re-measurement gains (losses) on defined benefit plans		8.53	30.30
Income tax effect on such items		-	-
<b>Total other comprehensive income for the year, net of tax</b>		<b>8.53</b>	<b>30.30</b>
<b>Total comprehensive income/(Loss) for the year, net of tax</b>		<b>(16,288.66)</b>	<b>(15,094.75)</b>
<b>Profit for the year attributable to:</b>			
Owners of the Company		(16,296.92)	(15,124.80)
Non-Controlling Interests		(0.27)	(0.25)
<b>Other Comprehensive Income for the year attributable to:</b>			
Owners of the Company		8.53	30.30
Non-Controlling Interests		-	-
<b>Total Comprehensive Income for the year attributable to:</b>			
Owners of the Company		(16,288.39)	(15,094.50)
Non-Controlling Interests		(0.27)	(0.25)
<b>Earnings per equity share (Amount in Rs.)</b>			
Basic		(22.68)	(21.05)
Diluted	33	(22.68)	(21.05)

Material Accounting Policy

1-2

Accompanying Notes are an integral part of these Financial Statements

In terms of our report of even date annexed

**For and on behalf of the Board****For M M Nissim & Co. LLP**

Chartered Accountants

FRN No. 107122W/W100672

**Vivek Talwar**Chairman & Managing Director  
(DIN: 00043180)**Poonam Talwar**Director  
(DIN: 00043300)**N. Kashinath**

Partner

Membership No.: 036490

**Place** : Mumbai**Dated** : 29th May, 2024**Sitanshu Satapathy**

Chief Financial Officer

**Geeta Shah**

Company Secretary

# STATEMENT OF CHANGE IN EQUITY

FOR THE YEAR ENDED 31<sup>ST</sup> MARCH, 2024

## A. Equity share capital

(Rs. in Lakhs)	
Particulars	Amount
As at 1 April 2022	7,185.90
Changes during the year	-
As at 31 March 2023	7,185.90
Changes during the year	-
As at 31 March 2024	7,185.90

## B. Other equity

Particulars	Reserves and Surplus					Remeasurements of defined benefit obligations	Total Other equity
	Capital reserve	Share Premium Account	Capital redemption reserve	General Reserve	Retained earnings / (Losses)		
As at 1 April 2023	2,075.47	42,591.33	966.00	3,846.91	(91,680.13)	87.63	(42,112.80)
Net income / (loss) for the year	-	-	-	-	(16,298.29)	-	(16,298.29)
Other comprehensive income	-	-	-	-	-	8.53	8.53
As at 31 March 2024	2,075.47	42,591.33	966.00	3,846.91	(1,07,978.43)	96.16	(58,402.56)
As at 1 April 2022	2,075.47	42,591.33	966.00	3,846.91	(76,555.34)	57.33	(27,018.30)
Net income / (loss) for the year	-	-	-	-	(15,124.80)	-	(15,124.80)
Other comprehensive income	-	-	-	-	-	30.30	30.30
As at 31 March 2023	2,075.47	42,591.33	966.00	3,846.91	(91,680.13)	87.63	(42,112.80)

## NCI not included in Changes in Equity

### Non controlling interests

	31-Mar-24	31-Mar-23
Balance at the beginning of the year	(1,724.57)	(1,724.32)
Share of profit	(0.27)	(0.25)
Share of other comprehensive income	-	-
<b>Balance at the end of the year</b>	<b>(1,724.84)</b>	<b>(1,724.57)</b>

## Details of Non- Controlling Interests

The table below show details relating to non controlling interest in the entities which are not wholly owned by the Group

	31-Mar-24	31-Mar-23
Glamorous Properties Private Limited	25%	25%

Accompanying Notes are an integral part of these Financial Statements

In terms of our report of even date annexed

For and on behalf of the Board

### For M M Nissim & Co. LLP

Chartered Accountants

FRN No. 107122W/W100672

**Vivek Talwar**  
Chairman & Managing Director  
(DIN: 00043180)

**Poonam Talwar**  
Director  
(DIN: 00043300)

### N. Kashinath

Partner

Membership No.: 036490

Place : Mumbai

Dated : 29th May, 2024

**Sitanshu Satapathy**  
Chief Financial Officer

**Geeta Shah**  
Company Secretary

# CASH FLOW STATEMENT

FOR THE YEAR ENDED 31<sup>ST</sup> MARCH, 2024

(Amount in Rupees Lakhs unless otherwise stated)

	Year ended 31 March 2024		Year ended 31 March 2023	
<b>A. CASH FLOW FROM OPERATING ACTIVITIES</b>				
Net Profit before tax & after exceptional items		(16,269.88)		(15,124.25)
<b>Adjusted for :</b>				
Depreciation & amortisation expense	2,916.21		2,925.98	
(Profit)/Loss on sale of Property, plant & equipment (Net)	0.07		(0.57)	
Finance costs	9,552.78		7,335.29	
Provisions against Inventory	(436.18)		55.34	
Provisions against credit impaired trade receivables	556.53		695.93	
Provisions against other liabilities	(158.43)	12,430.98	49.22	11,061.19
Operating Profit before Working Capital Changes		(3,838.90)		(4,063.07)
Working capital adjustments:				
Adjustment for (increase)/decrease:				
(Increase)/decrease in inventories	1,632.91		(466.31)	
(Increase)/decrease in trade receivables	3,729.56		1,535.84	
(Increase)/decrease in other receivables	89.97		512.34	
Increase/(decrease) in trade and other payables	(2,492.40)	2,960.04	2,773.80	4,355.67
Cash Generated from Operations		(878.86)		292.61
Taxes paid (net of refunds)		-		(33.96)
<b>Net Cash from operating activities</b>		<b>(878.86)</b>		<b>258.65</b>
<b>B. CASH FLOW FROM INVESTING ACTIVITIES</b>				
Change in Purchase of Property, plant & equipment (after adjustment of change in capital work-in-progress)	(46.61)		(36.53)	
<b>Net Cash used in Investing Activities</b>		<b>(46.61)</b>		<b>(36.53)</b>
<b>C. CASH FLOW FROM FINANCING ACTIVITIES</b>				
Proceeds/ (Repayment) of Long Term Borrowings (Net)	829.62		-	
Finance costs (net)	(296.52)		(343.23)	
<b>Net Cash flow from in Financing Activities</b>		<b>533.10</b>		<b>(343.23)</b>
<b>Net increase in Cash and Cash Equivalents (A+B+C)</b>		<b>(392.37)</b>		<b>(121.11)</b>
Cash and Cash Equivalents at the beginning of the year		1,122.89		1,244.00
Less: Amount difference due to assets held for sale				-
<b>Cash and Cash Equivalents at the end of the year</b>		<b>730.52</b>		<b>1,122.89</b>
<b>Components of cash and cash equivalents at the end of the year</b>				
Cash on hand		5.73		5.03
Balance in current account and deposits with banks		724.79		1,117.86
<b>Cash and Cash Equivalents at the end of the year</b>		<b>730.52</b>		<b>1,122.89</b>



**CASH FLOW STATEMENT** FOR THE YEAR ENDED 31<sup>ST</sup> MARCH, 2024**Reconciliation of liabilities arising from financing activities:**

	As at March 31, 2023	Cash Flows	Interest Accrued	As at March 31, 2024
Redeemable Non-Convertible Preference Shares	15,000.00	-	-	15,000.00
Redeemable Non-convertible Debentures	5,000.00	-	-	5,000.00
Borrowings	67,969.53	-	8,313.47	76,282.99
Vehicle Loan	2.63	2.63	-	-
<b>Total liabilities from financing activities</b>	<b>87,972.16</b>	<b>(2.63)</b>	<b>8,313.47</b>	<b>96,282.99</b>

Material Accounting Policy 1-2

Accompanying Notes are an integral part of these Financial Statements

**Note to Cash Flow Statement**

1. Cash Flow Statement has been prepared under the Indirect Method.

In terms of our report of even date annexed

**For and on behalf of the Board**

**For M M Nissim & Co. LLP**

Chartered Accountants  
FRN No. 107122W/W100672

**Vivek Talwar**

Chairman & Managing Director  
(DIN: 00043180)

**Poonam Talwar**

Director  
(DIN: 00043300)

**N. Kashinath**

Partner  
Membership No.: 036490

**Place** : Mumbai

**Dated** : 29th May, 2024

**Sitanshu Satapathy**

Chief Financial Officer

**Geeta Shah**

Company Secretary

## NOTES ON THE CONSOLIDATED FINANCIAL STATEMENTS FOR THE YEAR ENDED 31<sup>ST</sup> MARCH, 2024

### 1. CORPORATE INFORMATION

The Consolidated Financial Statements comprise Financial Statements of NITCO Limited (“The Holding Company”) and its Subsidiaries (collectively, the Group)

The Holding Company is one of the leading players in the tiles and marble business. The Holding Company has manufacturing facilities in Maharashtra and Silvassa and sells primarily in India through independent dealers/distributors and modern trade.

The Registered Office is located at Plot No. 3/A, Recondo Compound, Sudam Kalu Ahire Marg, Glaxo, Worli Colony, Mumbai, Maharashtra, India, 400 030.

#### 1.1 Principles of Consolidation

The Consolidated Financial Statements comprise of the Financial Statements of the Holding Company and the following Subsidiaries as on 31 March, 2024:

Particulars	Country of Incorporation	Percentage of ownership interest either directly or through subsidiaries	
		As at 31 March 2024	As at 31 March 2023
<b>Subsidiaries</b>			
New Vardhman Vitriified Pvt. Ltd. (subsidiary till 10.12.2020)	India	NA	NA
Nitco Realities Private Limited	India	100	100
<b>Step-down Subsidiaries</b>			
Maxwealth Properties Pvt. Ltd.	India	100	100
Meghdoot Properties Pvt. Ltd.	India	100	100
Roaring – Lion Properties Pvt. Ltd.	India	100	100
Feel Better Housing Pvt. Ltd.	India	100	100
Quick-Solution Properties Pvt. Ltd.	India	100	100
Silver-Sky Real Estates Pvt. Ltd.	India	100	100
Opera Properties Pvt. Ltd.	India	100	100
Ferocity Properties Pvt. Ltd.	India	100	100
Glamorous Properties Pvt. Ltd.	India	75	75
Nitco IT Parks Pvt. Ltd.	India	100	100
Nitco Aviation Pvt. Ltd.	India	100	100
Aileen Properties Pvt. Ltd.	India	100	100
Quick Innovation lab Pvt. Ltd.	India	100	NA

The Consolidated Financial Statements comprise the Financial Statements of the Holding Company and its Subsidiaries as at 31 March 2024. Control is achieved when the Holding Company is exposed, or has rights, to variable returns from its involvement with the investee and has the ability to affect those returns through its power over the investee.

Specifically, the Holding Company controls an investee if and only if the Holding Company has

- Power over the investee (i.e. existing rights that give it the current ability to direct the relevant activities of the investee)
- Exposure, or rights, to variable returns from its involvement with the investee, and
- The ability to use its power over the investee to affect its returns

Generally, there is a presumption that a majority of voting rights result in control. To support this presumption and when the Holding Company has less than a majority of the voting or similar rights of an investee, the Holding Company considers all relevant facts and circumstances in assessing whether it has power over an investee, including:

- The contractual arrangement with the other vote holders of the investee

## NOTES ON THE CONSOLIDATED FINANCIAL STATEMENTS FOR THE YEAR ENDED 31<sup>ST</sup> MARCH, 2024

- Rights arising from other contractual arrangements
- The Holding Company's voting rights and potential voting rights
- The size of the Holding Company's holding of voting rights relative to the size and dispersion of the holdings of the other voting rights holders

The Holding Company re-assesses whether or not it controls an investee if facts and circumstances indicate that there are changes to one or more of the three elements of control. Consolidation of a Subsidiary begins when the Holding Company obtains control over the Subsidiary and ceases when the Holding Company loses control of the Subsidiary. Assets, liabilities, income and expenses of a Subsidiary acquired or disposed of during the year are included in the Consolidated Financial Statements from the date the Holding Company gains control until the date the Holding Company ceases to control the Subsidiary.

Consolidated Financial Statements are prepared using uniform accounting policies for like transactions and other events in similar circumstances. If a member of the group uses accounting policies other than those adopted in the Consolidated Financial Statements for like transactions and events in similar circumstances, appropriate adjustments, if material, are made to that group's Financial Statements in preparing the Consolidated Financial Statements to ensure conformity with the group's accounting policies

The Financial Statements of all entities used for the purpose of consolidation are drawn up to same reporting date as that of the parent Holding Company, i.e., year ended on 31 March, 2024

### Consolidation procedure:

- Combine like items of assets, liabilities, equity, income, expenses and cash flows of the Holding Company with those of its Subsidiaries
- Offset (eliminate) the carrying amount of the Holding Company's investment in each Subsidiary and the Holding Company's portion of equity of each Subsidiary
- Eliminate in full intragroup assets and liabilities, equity, income, expenses and cash flows relating to transactions between entities of the group (profits or losses resulting from intragroup transactions that are recognised in assets, such as inventory and Property, Plant and Equipment, are eliminated in full). Intragroup losses may indicate an impairment that requires recognition in the Consolidated Financial Statements. Ind AS 12 Income Taxes applies to temporary differences that arise from the elimination of profits and losses resulting from intragroup transactions.

Profit or loss and each component of other comprehensive income (OCI) are attributed to the equity holders of the Holding Company of the Group and to the non-controlling interests, even if this results in the non-controlling interests having a deficit balance. Non-controlling interest represents that part of the total comprehensive income and net assets of subsidiaries attributable to interests which are not owned, directly or indirectly, by the Parent Company. When necessary, adjustments are made to the Financial Statements of Subsidiaries to bring their accounting policies in line with the Holding Company's accounting policies

A change in the ownership interest of a subsidiary, without a loss of control, is accounted for as an equity transaction.

If the Holding Company loses control over a Subsidiary, it:

- Derecognises the assets (including goodwill) and liabilities of the Subsidiary
- Derecognises the carrying amount of any non-controlling interests
- Derecognises the cumulative translation differences recorded in equity
- Recognises the fair value of the consideration received
- Recognises the fair value of any investment retained
- Recognises any surplus or deficit in profit or loss
- Reclassifies the Holding Company's share of components previously recognised in OCI to profit or loss or retained earnings, as appropriate, as would be required if the Holding Company had directly disposed of the related assets or liabilities.

## NOTES ON THE CONSOLIDATED FINANCIAL STATEMENTS FOR THE YEAR ENDED 31<sup>ST</sup> MARCH, 2024

### Goodwill on consolidation

Goodwill on consolidation as on the date of transition represents the excess of cost of acquisition at each point of time of making the investment in the subsidiary over the Group's share in the net worth of a subsidiary. For this purpose, the Group's share of net worth is determined on the basis of the latest financial statements, prior to the acquisition, after making necessary adjustments for material events between the date of such financial statements and the date of respective acquisition. Capital reserve on consolidation represents excess of the Group's share in the net worth of a subsidiary over the cost of acquisition at each point of time of making the investment in the subsidiary. Goodwill arising on consolidation is not amortised, however, it is tested for impairment annually. In the event of cessation of operations of a subsidiary, the unimpaired goodwill is written off fully.

Goodwill on consolidation arising on acquisitions on or after the date of transition represents the excess of the cost of acquisition at each point of time of making the investment in the subsidiary, over the Group's share in the fair value of the net assets of a subsidiary.

## 2. BASIS OF PREPARATION OF FINANCIAL STATEMENTS

The principal accounting policies applied in the preparation of these Consolidated Financial Statements are set out below. These policies have been consistently applied to all the years presented.

### 2.1 Statement of Compliance

These consolidated Financial Statements have been prepared in accordance with IND AS as prescribed under Section 133 of the Companies Act, 2013 read with Rule 3 of the Companies (Indian Accounting Standards) Rules, 2015 and subsequent amendments thereto.

### 2.2 Going Concern

The Consolidated Financial Statements have been prepared on going concern basis [Refer Note 38b (iv)]

### 2.3 Basis of preparation and presentation

a. The Consolidated Financial Statements have been prepared on an accrual basis following historical cost considering the applicable provisions of Companies Act, 2013, except for the following material item that has been measured at fair value as required by relevant IND AS. Historical cost is generally based on the fair value of the consideration given in exchange for goods and services.

- Certain financial assets/liabilities measured at fair value [Refer Note 2.4 (j)] and
- Any other item as specifically stated in the accounting policy. (Refer Note 35)

The carrying value of all the items of property, plant and equipment as of the date of transition is considered the deemed cost. Fair value measurements under Ind AS are categorized as below based on the degree to which the inputs to the fair value measurements are observable and the significance of the inputs to the fair value measurement in its entirety:

1. Level 1 input are quoted prices (unadjusted) in active markets for identical assets or liabilities that the Group can access at the measurement date;
2. Level 2 inputs are inputs, other than quoted prices included in level 1, that are observable for the asset or liability, either directly or indirectly; and
3. Level 3 inputs are unobservable inputs for the valuation of assets/liabilities

The Consolidated Financial Statement are presented in INR and all values are rounded off to Rupees lakhs unless otherwise stated. The Group reclassifies comparative amounts, unless impracticable

The Consolidated Financial Statements of the Group for the year ended 31st March, 2024 were authorised for issue in accordance with a resolution of the directors on 29th May, 2024.

b. All assets and liabilities have been classified as current or non-current as per the Group's normal operating cycle and other criteria as set out under Ind AS and in the Schedule III to the Act. Based on the nature of the services and their realization in cash and cash equivalents, the Group has ascertained its operating for the purpose of current or non-current classification of assets and liabilities.

**NOTES ON THE CONSOLIDATED FINANCIAL STATEMENTS** FOR THE YEAR ENDED 31<sup>ST</sup> MARCH, 2024**Use of Estimates**

In the application of accounting policy which are described in note 2.4 below, the management is required to make judgment, estimates and assumptions about the carrying amount of assets and liabilities, income and expenses, contingent liabilities and the accompanying disclosures that are not readily apparent from other sources. The estimates and associated assumptions are based on historical experience and other factors that are considered to be relevant and are prudent and reasonable. Actual results may differ from those estimates. The estimates and underlying assumptions are reviewed on ongoing basis. Revisions to accounting estimates are recognised in the period in which the estimates are revised if the revision affects only that period or in the period of revision and future periods if the revision affects both current and future period.

The few critical estimations and judgments made in applying accounting policies are:

**Property, Plant and Equipment:**

Useful life of Property, Plant and Equipment and Other Intangible Assets are as specified in Schedule II to the Companies Act, 2013 and on certain assets based on technical advice which considered the nature of the asset, the usage of the asset, expected physical wear and tear, the operating conditions of the asset, anticipated technological changes, manufacturers warranties and maintenance support. The Group reviews the useful life of Property, Plant and Equipment at the end of each reporting period. This reassessment may result in change in depreciation charge in future periods. [Refer Note 2.4 (a)]

Revisions to accounting estimates include useful lives of property, plant and equipment, Other Intangible assets, allowance for doubtful debts/advances, future obligations in respect of retirement benefit plans, fair value measurement etc. difference, if any, between the actual results and estimates are recognized in the period in which the results are known.

**Impairment of Non-financial Assets**

For calculating the recoverable amount of non-financial assets, the Group is required to estimate the value-in-use of the asset or the Cash Generating Unit and the fair value less costs to disposal. For calculating value in use the Group is required to estimate the cash flows to be generated from using the asset. The fair value of an asset is estimated using a valuation technique where observable prices are not available. Further, the discount rate used in value in use calculations includes an estimate of risk assessment specific to the asset [Refer Note 2.4 (g)]

**Impairment of Financial Assets**

The Group impairs financial assets other than those measured at fair value through profit or loss or designated at fair value through other comprehensive income on expected credit losses. The estimation of expected credit loss includes the estimation of probability of default (PD), loss given default (LGD) and the exposure at default (EAD). Estimation of probability of default apart from involving trend analysis of past delinquency rates includes an estimation on forward looking information relating to not only the counterparty but also relating to the industry and the economy as a whole. The probability of default is estimated for the entire life of the contract by estimating the cash flows that are likely to be received in default scenario. The lifetime PD is reduced to 12 months PD based on an assessment of past history of default cases in 12 months. Further, the loss given default is calculated based on an estimate of the value of the security recoverable as on the reporting date. The exposure at default is the amount outstanding at the balance sheet date. (Refer Note 2.4 (k)(a)(iv))

**Defined Benefit Plans**

The cost of the defined benefit plan and other postemployment benefits and the present value of such obligations are determined using actuarial valuations. An actuarial valuation involves making various assumptions that may differ from actual developments in the future. These include the determination of the discount rate, future salary increases, mortality rates and attrition rate. Due to the complexities involved in the valuation and its long-term nature, a defined benefit obligation is highly sensitive to changes in these assumptions. All assumptions are reviewed at each reporting date. (Refer Note 35)

**Leases**

IND AS 116 requires lessees to determine the lease term as the non-cancellable period of a lease adjusted with any option to extend or terminate the lease, if the use of such option is reasonably certain. The Group makes an assessment on the expected lease term on a lease-by-lease basis and thereby assesses whether it is reasonably certain that any options to extend or terminate the contract will be exercised. In evaluating the lease term, the Group considers factors such as any significant leasehold improvements

## NOTES ON THE CONSOLIDATED FINANCIAL STATEMENTS FOR THE YEAR ENDED 31<sup>ST</sup> MARCH, 2024

undertaken over the lease term, costs relating to the termination of the lease and the importance of the underlying asset to Group's operations taking into account the location of the underlying asset and the availability of suitable alternatives. The lease term in future periods is reassessed to ensure that the lease term reflects the current economic circumstances. After considering current and future economic conditions, the Group has concluded that no changes are required to lease period relating to the existing lease contracts. [Refer Note 2.4 (e)]

### Allowance for credit losses on receivables

The Group determines the allowance for credit losses based on historical loss experience adjusted to reflect current and estimated future economic conditions. The Group considered current and anticipated future economic conditions relating to industries the Group deals with and the countries where it operates. In calculating expected credit loss, the Group has also considered credit reports and other related credit information for its customers to estimate the probability of default in future

## 2.4 Material accounting policies

IND AS 1 was amended vide notification no G.S.R.242(E) dated 31st March 2023 to require disclosure of Material Accounting Policy information from accounting periods beginning on or after 1 April 2023 instead of significant accounting policy disclosure by amending paragraph 117, inserting paragraphs 117A to 117E and deleting paragraphs 118 to 121. Paragraph 117 of Ind AS 1 states Accounting policy information is material if, when considered together with other information included in an entity's financial statements, it can reasonably be expected to influence decisions that the primary users of general-purpose financial statements make on the basis of those financial statements.

### a. Property, Plant and Equipment (PPE)

The Group has elected to continue with the carrying value of Property, Plant and Equipment ('PPE') recognised as of the transition date, measured as per the Previous GAAP and use that carrying value as its deemed cost of the PPE.

Property, Plant and Equipment are stated at cost less accumulated depreciation and accumulated impairment losses except for freehold land which is not depreciated.

Depreciation is provided on a straight-line basis on the economic useful lives of the assets. The useful lives have been determined based on the technical evaluation done by management. Further, the remaining useful life has also been revised whenever appropriate based on the evaluation. Depreciation in addition to/deductions from, owned assets is calculated pro-rata to the period of use. The aggregate depreciation is provided as per the requirement of Part C of Schedule II to Companies Act 2013. Assets costing up to Rs. 5,000/- are fully depreciated in the year of purchase.

Depreciation on each part of an item of property, plant and equipment is provided using the Straight Line Method (SLM) based on the useful life of the asset as estimated by the management and is charged to the Statement of Profit and Loss as per the requirement of Schedule II of the Companies Act, 2013 except on some assets, where useful life has been taken based on external/internal technical evaluation as given below:

Class of assets	Basis	Useful life/ rate of depreciation
Office equipment – mobile	SLM	2 years
Motor vehicles	SLM	4 years
Computer software	SLM	5 years
Showroom Building (civil)	SLM	10 years
Plant and machinery – Punch & Dies	SLM	2 years
Other Plant and Machinery	SLM	7, 10 and 18 years
Fit-out and other assets at sales outlets	SLM	5 years
Roads	SLM	30 and 60 years



## NOTES ON THE CONSOLIDATED FINANCIAL STATEMENTS FOR THE YEAR ENDED 31<sup>ST</sup> MARCH, 2024

Capital work in progress includes construction stores including material in transit/equipment/services, etc. received at the site for use in the projects. All revenue expenses incurred during the construction period, which are exclusively attributable to the acquisition/construction of property, plant and equipment, are capitalised at the time of commissioning of such assets. Cost of assets not ready for intended use, as on the Balance Sheet date, is shown as capital work in progress. Advances given towards acquisition of property, plant and equipment outstanding at each Balance Sheet date are disclosed as Other Non-Current Assets.

Freehold land is not depreciated. Leasehold improvements are amortised throughout the lease or the useful life of the asset, whichever is lower. The useful lives, residual values of each part of an item of property, plant and equipment and the depreciation methods are reviewed at the end of each financial year. If any of these expectations differ from previous estimates, such change is accounted for as a change in an accounting estimate.

### b. Intangible Assets

Other Intangible assets acquired separately are measured on initial recognition at cost. After initial recognition, other intangible assets are carried at cost less any accumulated amortisation and accumulated impairment losses. Software (not being an integral part of the related hardware) acquired for internal use are treated as intangible assets.

An item of Other Intangible asset is derecognised on disposal or when no future economic benefits are expected from its use or disposal. Any profit or loss arising from derecognition of an other intangible asset are measured as the difference between the net disposal proceeds and the carrying amount of the asset and are recognised in the Statement of Profit and Loss when the asset is derecognised.

Amortisation Other Intangible assets with finite lives are amortised on a Straight-Line basis over the estimated useful economic life. The amortisation expense on other intangible assets with finite lives is recognised in the Statement of Profit and Loss. The amortisation period and method for an other intangible asset are reviewed at least at the end of each reporting period. Costs relating to computer software are capitalised and amortised on the straight-line method over their estimated useful economic life of six years.

### c. Asset held for Sale:

Non-current assets are classified as held for sale if their carrying amount is intended to be recovered principally through sale rather than through continuing use. The condition for classification of held for sale is met when the non-current asset is available for immediate sale and the same is highly probable of being completed within one year from the date of classification as held for sale. Non-current assets held for sale are measured at the lower of carrying amount and fair value less cost to sell. Non-current assets that cease to be classified as held for sale shall be measured at the lower of carrying amount before the non-current asset was classified as held for sale adjusted for any depreciation/amortization and its recoverable amount at the date when it no longer meets the "Held for Sale" criteria.

### d. Share-based payments

The fair value of options granted under the Employee Stock Option Plan is recognized as an employee benefits expense with a corresponding increase in equity. The total amount to be expensed is determined by reference to the fair value of the options. The total expense is recognized over the vesting period, which is the period over which all of the specified vesting conditions are to be satisfied. At the end of each period, the entity revises its estimates of the number of options that are expected to vest based on the non-market vesting and service conditions. It recognizes the impact of the revision to original estimates, if any, in statement of profit and loss, with a corresponding adjustment to equity.

## NOTES ON THE CONSOLIDATED FINANCIAL STATEMENTS FOR THE YEAR ENDED 31<sup>ST</sup> MARCH, 2024

### e. Leases

The Group has applied IND AS 116 using the modified retrospective approach.

#### The Group as a lessee

The Group's lease asset classes primarily consist of leases for land & buildings. The Group assesses whether a contract contains a lease, at inception of a contract. A contract is, or contains, a lease if the contract conveys the right to control the use of an identified asset for a period of time in exchange for consideration. To assess whether a contract conveys the right to control the use of an identified asset, the Group assesses whether: (i) the contract involves the use of an identified asset, (ii) the Group has substantially all of the economic benefits from use of the asset through the period of the lease and (iii) the Group has the right to direct the use of the asset.

At the date of commencement of the lease, the Group recognizes a right-of-use asset ("ROU") and a corresponding lease liability for all lease arrangements in which it is a lessee, except for leases with a term of twelve months or less (short term leases) and low value leases. For these short-term and low value leases, the Group recognizes the lease payments as an operating expense on a straight-line basis over the term of the lease.

Certain lease arrangements include the options to extend or terminate the lease before the end of the lease term. ROU assets and lease liabilities includes these options when it is reasonably certain that they will be exercised.

The right-of-use assets are initially recognized at cost, which comprises the initial amount of the lease liability adjusted for any lease payments made at or prior to the commencement date of the lease plus any initial direct costs less any lease incentives. They are subsequently measured at cost less accumulated depreciation and impairment losses.

Right-of-use assets are depreciated from the commencement date on a straight-line basis over the shorter of the lease term and useful life of the underlying asset. Right of use assets are evaluated for recoverability whenever events or changes in circumstances indicate that their carrying amounts may not be recoverable. For the purpose of impairment testing, the recoverable amount (i.e. the higher of the fair value less cost to sell and the value-in-use) is determined on an individual asset basis unless the asset does not generate cash flows that are largely independent of those from other assets. In such cases, the recoverable amount is determined for the Cash Generating Unit (CGU) to which the asset belongs.

The lease liability is initially measured at amortized cost at the present value of the future lease payments. The lease payments are discounted using the interest rate implicit in the lease or, if not readily determinable, using the incremental borrowing rate specific to the Group. Lease liabilities are remeasured with a corresponding adjustment to the related right of use asset if the Group changes its assessment if whether it will exercise an extension or a termination option.

Lease liability and ROU asset have been separately presented in the financial statements

#### The Group as a lessor

Leases for which the Group is a lessor is classified as a finance or operating lease. Whenever the terms of the lease transfer substantially all the risks and rewards of ownership to the lessee, the contract is classified as a finance lease. All other leases are classified as operating leases.

When the Group is an intermediate lessor, it accounts for its interests in the head lease and the sublease separately. The sublease is classified as a finance or operating lease by reference to the right-of-use asset arising from the head lease.

For operating leases, rental income is recognized on a straight line basis over the term of the relevant lease.

### f. Inventories

Inventories consisting of stores, spares, raw materials, packing material, finished goods, Work in progress, and trading material are valued at lower of cost and net realisable value after providing for obsolescence if any. However, materials held for use in production of inventories are not written down below cost, if the finished products are expected to be sold at or above cost.

## NOTES ON THE CONSOLIDATED FINANCIAL STATEMENTS FOR THE YEAR ENDED 31<sup>ST</sup> MARCH, 2024

Cost is determined on a moving weighted average basis. Net realisable value is the estimated selling price in the ordinary course of business, less estimated cost of completion and estimated cost necessary to make the sale.

Finished goods and work-in-progress include all costs of purchases, conversion costs and other costs incurred in bringing the inventories to their present location and condition. Cost of work-in-progress and finished goods includes material cost, labour cost and manufacturing overheads absorbed on based one normal capacity of production.

Inventory obsolescence is based on assessment of the future uses. Obsolete and slow-moving items are subjected to continuous technical monitoring and are valued at lower of cost and estimated net realisable value.

### **g. Impairment of non-financial assets**

Non-financial assets other than inventories and non-current assets held for sale are reviewed at each Balance Sheet date to determine whether there is any indication of impairment. If any such indication exists, or when annual impairment testing for an asset is required, the Group estimates the asset's recoverable amount. The recoverable amount is higher than assets or Cash-Generating Units (CGU) fair value fewer costs of disposal and its value in use. The recoverable amount is determined for an individual asset unless the asset does not generate cash flows that are largely independent of those from other assets or groups of assets. When the carrying amount of an asset or CGU exceeds its recoverable amount, the asset is considered impaired and is written down to its recoverable amount. Impairment losses of continuing operations, including impairment on inventories, are recognised in the Statement of Profit and Loss.

Where an impairment loss subsequently reverses, the carrying amount of the asset or CGU is increased to the revised estimate of its recoverable amount, but so that the increased carrying amount does not exceed the carrying amount that would have been determined had no impairment loss been recognised for the asset or CGU in prior years. A reversal of an impairment loss is recognised in the Statement of Profit and Loss.

### **h. Revenue recognition**

The Holding Company derives revenues primarily from sale of goods comprising of Tiles, Marble and Mosaic

Revenue from contract with customers is recognised upon transfer of control of promised products or services to customers in an amount that reflects the consideration the Company expects to receive in exchange for those products or services. Revenue is measured based on the transaction price, which is the consideration, adjusted for turnover/product/prompt payment discounts to customer as specified in the contract with the customers. When the level of discount varies with increase in levels of revenue transactions, the Company recognises the liability based on its estimate of the customer's future purchases. If it is probable that the criteria for the discount will not be met, or if the amount thereof cannot be estimated reliably, then discount is not recognised until the payment is probable and the amount can be estimated reliably. The Company recognises changes in the estimated amount of obligations for discounts in the period in which the change occurs.

Revenue from sale of goods is recognized, at a point in time when control is transferred to customer, as per the terms of the contracts and no significant uncertainty exists regarding the amount of the consideration that will be derived from the sale of goods. It excludes Goods and Services tax. It is measured at the amount of transaction price received or receivable, net of returns and allowances, trade discounts and volume rebates.

The Company exercises judgement in determining whether the performance obligation is satisfied at a point in time or over a period of time. The Company considers indicators such as how customer consumes benefits as services are rendered or who controls the asset as it is being created or existence of enforceable right to payment for performance to date and alternate use of such product or service, transfer of significant risks and rewards to the customer, acceptance of delivery by the customer, etc.

Dividend Income is accounted for when the right to receive the same is established, which is generally when shareholders approve the dividend.

## NOTES ON THE CONSOLIDATED FINANCIAL STATEMENTS FOR THE YEAR ENDED 31<sup>ST</sup> MARCH, 2024

The sale of services is recognised in the accounting period in which the service is rendered.

Interest Income on financial assets measured at amortised cost is recognised on a time-proportion basis using the effective interest method

Other income is accounted for on an accrual basis except where the receipt of income is uncertain in which case it is accounted for on a receipt basis.

### i. Foreign currency transactions

The Financial Statements of Group are presented in INR, which is also the functional currency. In preparing the financial statements, transactions in currencies other than the entity's functional currency are recognised at the rates of exchange prevailing at the dates of the transactions. At the end of each reporting period, monetary items denominated in foreign currencies are translated at the rates prevailing at that date. Non-monetary items denominated in foreign currency are reported at the exchange rate ruling on the date of transaction.

Foreign exchange gains and losses resulting from the settlement of such transactions and the translation of monetary assets and liabilities denominated in foreign currencies at the year-end exchange rates are generally recognized in the Statement of Profit and Loss.

Foreign exchange differences regarded as adjustments to borrowing costs are presented in the Statement of Profit and Loss, within finance cost. All other foreign exchange gains and losses as presented in the Statement of Profit and Loss on a net basis within other gains/(losses).

Non-monetary items measured at fair value in a foreign currency are translated using the exchange rates at the date when the fair value is determined. The gain or loss arising from the translation of non-monetary items measured at fair value is treated in line with the recognition of the gain or loss on the change in fair value of the item (i.e., translation differences on items whose fair value gain or loss is recognized in OCI or statement of profit or loss are also recognized in OCI or Statement of Profit and Loss, respectively). Non-monetary items that are measured in terms of historical cost in a foreign currency are translated using exchange rates on dates of initial recognition.

### j. Fair Value Measurement

Fair value is the price that would be received to sell an asset or paid to transfer a liability in an orderly transaction between market participants at the measurement date, regardless of whether that price is directly observable or estimated using another valuation technique. In estimating the fair value of an asset or a liability, the Group takes into account the characteristics of asset and liability if market participants would take those into consideration. Fair value for measurement and / or disclosure purposes in these Financial Statements is determined on such basis except for Inventories, Leases and value in use of non-financial assets. Normally at initial recognition, the transaction price is the best evidence of fair value.

The fair value of an asset or a liability is measured using the assumptions that market participants would use when pricing the asset or liability, assuming that market participants act in their economic best interest. A fair value measurement of a non-financial asset takes into account a market participant's ability to generate economic benefits by using the asset in its highest and best use or by selling it to another market participant that would use the asset in its highest and best use.

The Group uses valuation techniques that are appropriate in the circumstances and for which sufficient data are available to measure fair value, maximizing the use of relevant observable inputs and minimizing the use of unobservable inputs.

All assets and liabilities for which fair value is measured or disclosed in the financial statements are categorized within the fair value hierarchy, described as follows, based on the lowest level input that is significant to the fair value measurement as a whole:

- **Level 1** - Quoted (unadjusted) market prices in active markets for identical assets or liabilities
- **Level 2** - Valuation techniques for which the lowest level input that is significant to the fair value measurement is directly or indirectly observable
- **Level 3** - Valuation techniques for which the lowest level input that is significant to the fair value measurement is unobservable

## NOTES ON THE CONSOLIDATED FINANCIAL STATEMENTS FOR THE YEAR ENDED 31<sup>ST</sup> MARCH, 2024

Financial assets and financial liabilities that are recognised at fair value on a recurring basis, the Group determines whether transfers have occurred between levels in the hierarchy by re-assessing categorization at the end of each reporting period.

### k. Financial instruments

A financial instrument is any contract that gives rise to a financial asset of one entity and a financial liability or equity instrument of another entity. The Group recognises a financial asset or financial liability in its balance sheet only when the entity becomes party to the contractual provisions of the instrument.

#### (a) Financial assets

A financial asset inter-alia includes any asset that is cash, equity instrument of another entity or contractual rights to receive cash or another financial asset or to exchange financial asset or financial liability under condition that are potentially favourable to the Group.

The Group classifies financial assets as subsequently measured at amortized cost, fair value through other comprehensive income or fair value through Profits or loss based on its business model for managing the financial assets and the contractual cash flows characteristics of the financial asset.

#### Investments in subsidiaries

Investments in equity shares of subsidiaries are carried at cost less impairment.

#### Financial assets other than investment in subsidiaries

Financial assets of the Group comprise trade receivable, cash and cash equivalents, Bank balances, Investments in equity shares of companies other than in subsidiaries, Investment in units of Mutual Funds, loans/ advances to employee / related parties / others, security deposit, claims recoverable etc.

#### i. Initial recognition and measurement

All financial assets are recognised initially at fair value plus, in the case of financial assets not recorded at fair value through profit or loss, transaction costs that are attributable to the acquisition of the financial asset. However, Trade receivables that do not contain a significant financing component are measured at Transaction Price. Transaction costs of financial assets carried at fair value through profit or loss are expensed in Statement of Profit and Loss. Where transaction price is not the measure of fair value and fair value is determined using a valuation method that uses data from observable market, the difference between transaction price and fair value is recognised in Statement of Profit and Loss on the date of recognition if the fair value pertains to Level 1 or Level 2 of the fair value hierarchy and in other cases spread over life of the financial instrument using effective interest method.

#### ii. Subsequent measurement

For purposes of subsequent measurement financial assets are classified in the below categories:

- **Financial assets carried at amortized cost:**

Financial assets are measured at amortized cost if the financials asset is held within a business model whose objective is to hold financial assets in order to collect contractual cash flows and the contractual terms of the financial asset give rise on specified dates to cash flows that are solely payments of principal and interest on the principal amount outstanding. These financials assets are amortized using the effective interest rate (EIR) method, less impairment. Amortized cost is calculated by taking into account any discount or premium on acquisition and fees or costs that are an integral part of the EIR. The EIR amortization is included in finance income in the statement of profit and loss. The losses arising from impairment are recognised in the statement of profit and loss in finance costs.

- **Financial assets at fair value through other comprehensive income:**

Financial assets are mandatorily measured at fair value through other comprehensive income if the financial asset is held within a business model whose objective is achieved by both collecting contractual

## NOTES ON THE CONSOLIDATED FINANCIAL STATEMENTS FOR THE YEAR ENDED 31<sup>ST</sup> MARCH, 2024

cash flows and selling financial assets and the contractual terms of the financial asset give rise on specified dates to cash flows that are solely payments of principal and interest on the principal amount outstanding.

The Group has made an irrevocable election for its investments which are classified as equity instruments to present the subsequent changes in fair value in other comprehensive income based on its business model.

- **Financial assets at fair value through profit or loss**

Any financial asset that does not meet the criteria for classification as at amortized cost or as financial assets at fair value through other comprehensive income, is classified as financial assets at fair value through profit or loss. Further, financial assets at fair value through profit or loss also include financial assets held for trading and financial assets designated upon initial recognition at fair value through profit or loss. Financial assets are classified as held for trading if they are acquired for the purpose of selling or repurchasing in the near term. Financial assets at fair value through profit or loss are fair valued at each reporting date with all the changes recognised in the Statement of profit and loss.

- iii. **Derecognition**

The Group derecognises a financial asset only when the contractual rights to the cash flows from the asset expire, or when it transfers the financial asset and substantially all the risks and rewards of ownership of the asset to another entity. If the Group neither transfers nor retains substantially all the risks and rewards of ownership and continues to control the transferred asset, the Group recognises its retained interest in the asset and an associated liability for amounts it may have to pay.

- iv. **Impairment of financial assets**

The Group assesses impairment based on the expected credit losses (ECL) model for measurement and recognition of impairment loss, the calculation of which is based on historical data, on the financial assets that are trade receivables or contract revenue receivables and all lease receivables.

Impairment loss allowance (or reversal) recognised during the period is recognised as expense/income in the statement of profit and loss.

- (b) **Financial liabilities**

The Group's financial liabilities includes borrowings, trade payable, accrued expenses and other payables.

The Group classifies all financial liabilities as subsequently measured at amortized cost, except for financial liabilities at fair value through profit or loss. Such liabilities, including derivatives that are liabilities, shall be subsequently measured at fair value.

- i. **Initial recognition and measurement**

All financial liabilities are recognized initially at fair value and, in the case of loans and borrowings and payables, net of directly attributable transaction costs. The Group's financial liabilities include trade and other payables, loans and borrowings including bank overdrafts.

- ii. **Subsequent measurement**

The measurement of financial liabilities depends on their classification, as described below:

- **Financial liabilities at amortized cost**

After initial recognition, interest-bearing loans and borrowings are subsequently measured at amortized cost using the EIR method. Gains and losses are recognized in profit or loss when the liabilities are derecognized as well as through the EIR amortization process.



## NOTES ON THE CONSOLIDATED FINANCIAL STATEMENTS FOR THE YEAR ENDED 31<sup>ST</sup> MARCH, 2024

Amortized cost is calculated by taking into account any discount or premium on acquisition and fees or costs that are an integral part of the EIR. The EIR amortization is included as finance costs in the statement of profit and loss.

- **Financial liabilities at fair value through profit or loss**

Financial liabilities at fair value through profit or loss include financial liabilities held for trading and financial liabilities designated upon initial recognition as at fair value through profit or loss. Financial liabilities are classified as held for trading if they are incurred to repurchase in the near term.

Gains or losses on liabilities held for trading are recognized in the Statement of Profit and Loss.

### iii. Derecognition

A financial liability is derecognized when the obligation under the liability is discharged or cancelled or expires. When an existing financial liability is replaced by another from the same lender on substantially different terms or the terms of an existing liability are substantially modified, such an exchange or modification is treated as the derecognition of the original liability and the recognition of a new liability. The difference in the respective carrying amounts is recognized in the Statement of Profit and Loss.

### (c) Offsetting of financial instruments

Financial assets and financial liabilities are offset and the net amount is reported in the balance sheet if there is a currently enforceable legal right to offset the recognized amounts and there is an intention to settle on a net basis, to realize the assets and settle the liabilities simultaneously.

## I. Employee Benefits

### 1. Short term employee benefits

All employee benefits payable wholly within twelve months of rendering services are classified as short-term employee benefits. Benefits such as salaries, wages, short-term compensated absences and performance incentives, are recognised during the period in which the employee renders related services and are measured at undiscounted amount expected to be paid when the liabilities are settled.

### 2. Long term employee benefits

The cost of providing long term employee benefit such as earned leave is measured as the present value of expected future payments to be made in respect of services provided by employee's upto the end of the reporting period. The expected costs of the benefit is accrued over the period of employment using Projected Unit Credit Method. Actuarial gains and losses arising from the experience adjustments and changes in actuarial assumptions are charged or credited to the Statement of Profit or Loss in which they arise except those included in cost of assets as permitted. The benefit is valued annually by independent actuary.

### 3. Post-employment benefit plan

The Holding Company provides the following post-employment benefits:

- Defined benefit plans such as gratuity
- Defined contributions plan such as provident fund & pension fund

## NOTES ON THE CONSOLIDATED FINANCIAL STATEMENTS FOR THE YEAR ENDED 31<sup>ST</sup> MARCH, 2024

### Defined Benefit Plans:

The cost of providing benefits under the defined benefit plan is determined using the projected unit credit method on the basis of actuarial valuation made at the end of each balance sheet date, which recognises each period of service as given rise to additional unit of employees benefit entitlement and measuring each unit separately to build up the final obligation. The yearly expenses on account of these benefits are provided in the books of accounts.

The net interest cost is calculated by applying the discount rate to the net balance of the defined benefit obligation and the fair value of plan assets. This cost is included in employee benefit expense in the Statement of Profit and Loss except those included in cost of assets as permitted.

Re-measurements comprising of actuarial gains and losses arising from experience adjustments and change in actuarial assumptions, the effect of change in assets ceiling (if applicable) and the return on plan asset (excluding net interest as defined above) are recognised in other comprehensive income (OCI) except those included in cost of assets as permitted in the period in which they occur. Re-measurements are not reclassified to the Statement of Profit and Loss in subsequent periods.

Service cost (including current service cost, past service cost, as well as gains and losses on curtailments and settlements) is recognised in the Statement of Profit and Loss except those included in cost of assets as permitted in the period in which they occur.

Liabilities regarding compensated absences have been classified as current/ non-current at the present value of the defined benefit obligation at the balance sheet date as per the Actuarial valuation report and other benefits like gratuity have been classified as current.

### Defined Contribution Plans:

Eligible employees of the Holding Company receive benefits from a provident fund which is a defined benefit plan. Both the eligible employee and the Holding Company make monthly contributions to the provident fund plan equal to a specified percentage of the covered employees salary. The Holding Company contributes a part of the contribution to the provident fund.

Payments to defined contribution retirement benefit plans, viz., Provident Fund for certain eligible employees, Pension Fund and Superannuation benefits are recognised as an expense when employees have rendered the service entitling them to the contribution

### m. Provisions, Contingent Liabilities and Contingent Assets

Provisions are recognised when there is a present legal or constructive obligation as a result of a past event and it is probable (i.e. more likely than not) that an outflow of resources embodying economic benefits will be required to settle the obligation and a reliable estimate can be made of the amount of the obligation. Such provisions are determined based on management estimate of the amount required to settle the obligation at the balance sheet date. When the Group expects some or all of a provision to be reimbursed, the reimbursement is recognised as a standalone asset only when the reimbursement is virtually certain.

If the effect of the time value of money is material, provisions are discounted using a current pre-tax rate that reflects, the risks specific to the liability. When discounting is used, the increase in the provision due to the passage of time is recognised as a finance cost.

Present obligations arising under onerous contracts are recognised and measured as provisions. An onerous contract is considered to exist when a contract under which the unavoidable costs of meeting the obligations exceed the economic benefits expected to be received from it. Unavoidable cost is determined based on cost that are directly attributable to having and executing the contracts.

Contingent liabilities may arise from the ordinary course of business about claims against the Group, including legal, contractor, land access and other claims. By their nature, contingencies will be resolved only when one or more uncertain

**NOTES ON THE CONSOLIDATED FINANCIAL STATEMENTS** FOR THE YEAR ENDED 31<sup>ST</sup> MARCH, 2024

future events occur or fail to occur. The assessment of the existence, and potential quantum, of contingencies inherently involves the exercise of significant judgments and the use of estimates regarding the outcome of future events. These are reviewed at each balance sheet date and are adjusted to reflect the current management estimate.

Contingent Assets are not recognised, however disclosed in Financial Statement when inflow of economic benefits is probable. However, when the realisation of income is virtually certain, then the related asset is no longer a contingent asset but is recognised as an asset.

**n. Finance Costs**

Borrowing costs include interest expense calculated using the effective interest method, finance charges in respect of assets acquired on finance lease and exchange differences arising on foreign currency borrowings to the extent they are regarded as an adjustment to interest costs.

Borrowing costs net of any investment income from the temporary investment of related borrowings that are attributable to the acquisition, construction or production of a qualifying asset are capitalized/inventoried as part of the cost of such asset till such time the asset is ready for its intended use or sale. A qualifying asset is an asset that necessarily requires a substantial period to get ready for its intended use or sale. All other borrowing costs are recognized in the Statement of Profit and Loss in the period in which they are incurred.

The capitalisation on borrowing costs commences when the Group incurs expenditure for the asset, incurs borrowing cost and undertakes activities that are necessary to prepare the asset for its intended use or sale. The capitalisation of borrowing costs is suspended during extended periods in which active development of a qualifying asset is suspended. The capitalisation of borrowing costs ceases when substantially all the activities necessary to prepare the qualifying asset for its intended use or sale are complete

**o. Segment reporting**

Operating segments are those components of the business whose operating results are regularly reviewed by the chief operating decision making body in the Group to make decisions for performance assessment and resource allocation. The reporting of segment information is the same as provided to the management for the performance assessment and resource allocation to the segments.

The accounting policies adopted for segment reporting are in line with the accounting policies of the Group.

Inter-segment revenue is accounted for based on transactions which are primarily determined based on market / fair value factors.

Revenue, expenses, assets and liabilities which relate to the Group as a whole and are not allocable to segments on a reasonable basis have been included under “unallocated revenue/expenses/assets/liabilities”.

**p. Earnings per share**

In determining the earnings per share, the Group considers the net profit/(loss) after tax and the post-tax effect of any extra-ordinary/exceptional item is shown separately. The number of shares considered in computing basic earnings per share is the weighted average number of shares outstanding during the year. The number of shares considered for computing diluted earnings per share comprises the weighted average number of shares used for deriving the basic earnings per share and also the weighted average number of equity shares that could have been issued on the conversion of all dilutive potential equity shares as may be applicable. The number of shares and potentially dilutive equity shares are adjusted for any stock splits and bonus shares issues.

**NOTES ON THE CONSOLIDATED FINANCIAL STATEMENTS** FOR THE YEAR ENDED 31<sup>ST</sup> MARCH, 2024**q. Cash flow statement**

Statement of Cash Flows is prepared to segregate the cash flows into operating, investing and financing activities. Cash flow from operating activities is reported using an indirect method, prescribed in the relevant IND AS adjusting the net profit / (Loss) for the effects of:

- i. Changes during the period in inventories and operating receivables and payables transactions of a non-cash nature;
- ii. Non-cash items such as depreciation, provisions, deferred taxes, unrealized foreign currency gains and losses
- iii. All other items for which the cash effects are investing or financing cash flows.

For the purpose of presentation in the statement of cash flows, cash and cash equivalents includes cash on hand, cheques and drafts on hand, deposits held with Banks

**Recent accounting pronouncements:**

Ministry of Corporate Affairs ('MCA') notifies new standards or amendments to the existing standards under Companies (Indian Accounting Standards) Rules as issued from time to time. For the year ended 31st March, 2024, MCA has not notified any new standards or amendments to the existing standards applicable to the Holding Company and Subsidiary Companies incorporated in India.

NOTES ON THE CONSOLIDATED FINANCIAL STATEMENTS FOR THE YEAR ENDED 31<sup>ST</sup> MARCH, 20243. Property, Plant and Equipment  
Consolidate Fixed Asset Schedule for the Year ending March 31, 2024

Particulars	(Rs. in Lakhs)										
	Freshhold Land	Lease Hold land	Buildings	Office Equipment's	Plant & Equipment	Electrical Installations	Furniture & Fixture	Windmill	Vehicles (Finance Lease)	Live Stock	Total
<b>Cost</b>											
As at April 1, 2022	6,060.48	278.38	21,218.75	1,278.18	66,738.73	1,107.16	2,893.51	3,680.54	785.06	118.23	1,04,159.02
Additions	-	-	-	15.13	3.44	-	2.70	-	-	8.37	29.64
Disposals	-	-	-	-	-	-	-	-	11.75	16.50	28.25
As at March 31, 2023	6,060.48	278.38	21,218.75	1,293.31	66,742.17	1,107.16	2,896.21	3,680.54	773.31	110.09	1,04,160.41
As at April 1, 2023	6,060.48	278.38	21,218.75	1,293.31	66,742.17	1,107.16	2,896.21	3,680.54	773.31	110.09	1,04,160.41
Additions	-	-	-	13.46	16.40	-	20.88	-	-	37.71	88.26
Disposals	-	-	-	0.59	0.65	-	2.59	-	-	37.71	41.54
As at March 31, 2024	6,060.48	278.38	21,218.75	1,306.18	66,757.92	1,107.16	2,914.50	3,680.54	773.31	110.09	1,04,207.13
<b>Accumulated Depreciation</b>											
As at April 1, 2022	56.91	28.56	12,684.98	1,187.58	46,734.17	1,050.29	2,494.78	2,797.87	756.50	-	67,791.64
Depreciation charge for the year	-	6.18	570.88	38.20	1,978.03	7.90	44.48	151.36	1.24	-	2,798.27
Disposals	-	-	-	-	-	-	-	-	11.75	-	11.75
As at March 31, 2023	56.91	34.74	13,255.85	1,225.78	48,712.20	1,058.19	2,539.25	2,949.23	746.00	-	70,578.16
As at April 1, 2023	56.91	34.74	13,255.85	1,225.78	48,712.20	1,058.19	2,539.25	2,949.23	746.00	-	70,578.16
Depreciation charge for the year	-	6.18	548.53	36.48	1,979.41	7.63	44.99	151.36	0.77	-	2,775.35
Disposals	-	-	-	0.59	0.09	-	1.29	-	-	-	1.97
As at March 31, 2024	56.91	40.92	13,804.38	1,261.67	50,691.52	1,065.82	2,582.95	3,100.59	746.77	-	73,351.54
<b>Net Book Value:</b>											
As at March 31, 2024	6,003.57	237.46	7,414.37	44.52	16,066.40	41.34	331.54	579.95	26.54	110.09	30,855.59
As at March 31, 2023	6,003.57	243.64	7,962.90	67.53	18,029.97	48.97	356.96	731.31	27.31	110.09	33,582.25

**Notes:**

- Property, plant and equipment pledged as security, refer to note 16.1 for information on property, plant and equipment pledged as security by the Holding Company
- Title deeds of the Immovable Property are held in the name of the Group except for Immovable Property as disclosed in Note No. 45

# NOTES ON THE CONSOLIDATED FINANCIAL STATEMENTS

FOR THE YEAR ENDED 31<sup>ST</sup> MARCH, 2024

## 3.1 CAPITAL WORK - IN-PROGRESS

	(Rs. in Lakhs)
<b>As at 01st April, 2022</b>	<b>439.84</b>
Add: Addition	-
Less: Capitalisation	16.00
<b>As at 01st April, 2023</b>	<b>423.84</b>
Add: Addition	3.11
Less: Capitalisation	-
<b>As at 31st March, 2024</b>	<b>426.95</b>

Capital work-in-progress ageing schedule for the year ended March 31, 2024 and March 31, 2023 is as follows:

Particular		Amount in CWIP for a period of				Total
		Less than 1 Year	1-2 Years	2-3 years	More than 3 Years	
Projects in progress	(31st March 2024)	3.13	-	13.60	165.57	<b>182.30</b>
	(31st March 2023)	-	13.60	67.08	98.49	<b>179.17</b>
Projects temporarily suspended	(31st March 2024)	-	-	-	244.67	<b>244.67</b>
	(31st March 2023)	-	-	-	244.67	<b>244.67</b>
Total Projects in progress	(31st March 2024)	3.13	-	13.60	165.57	<b>182.30</b>
	(31st March 2023)	-	13.60	67.08	98.49	<b>179.17</b>
Total Projects temporarily suspended	(31st March 2024)	-	-	-	244.67	<b>244.67</b>
	(31st March 2023)	-	-	-	244.67	<b>244.67</b>

For capital-work-in progress, whose completion is overdue or has exceeded its cost compared to its original plan the project wise details of when the project is expected to be completed is given below as of March 31, 2024 and March 31, 2023 (The Holding Company will re-estimate the cost of completion once the project is started):

Particular		To be completed in				Total
		Less than 1 Year	1-2 Years	2-3 years	More than 3 Years	
<b>Projects temporarily suspended</b>						
Digital Showroom	(31st March 2024)	-	-	-	244.67	<b>244.67</b>
Digital Showroom	(31st March 2023)	-	-	-	244.67	<b>244.67</b>
<b>Projects in progress</b>						
Others	(31st March 2024)	-	-	-	-	<b>-</b>
Others	(31st March 2023)	-	-	-	-	<b>-</b>



**NOTES ON THE CONSOLIDATED FINANCIAL STATEMENTS** FOR THE YEAR ENDED 31<sup>ST</sup> MARCH, 2024**3A. Right-of-use assets**

Amounts recognised in balance sheet and statement of profit and loss :

(Rs. In Lakhs)

	<b>Amount (Building)</b>
<b>As at 1 April 2022</b>	<b>70.99</b>
Add: Additions	246.76
Less: Depreciation charged on the right-of-use assets	122.12
<b>As at 31 March 2023</b>	<b>195.63</b>
<b>As at 1 April 2023</b>	<b>195.63</b>
Add: Additions	112.08
Less: Depreciation charged on the right-of-use assets	132.27
<b>As at 31 March 2024</b>	<b>175.44</b>

**4. Other Intangible assets**

(Rs. in Lakhs)

Particulars	Goodwill on Consolidation	Other Intangible Assets (Computer Software)	Total
<b>Cost</b>			
<b>As at April 1, 2022</b>	<b>323.77</b>	<b>433.76</b>	<b>757.53</b>
Additions	-	40.00	40.00
Disposals	-	-	-
<b>As at March 31, 2023</b>	<b>323.77</b>	<b>473.76</b>	<b>797.53</b>
Additions	-	0.54	0.54
Disposals	-	-	-
<b>As at March 31, 2024</b>	<b>323.77</b>	<b>474.30</b>	<b>798.07</b>
<b>Accumulated Amortisation</b>			
<b>As at April 1, 2022</b>	-	<b>433.76</b>	<b>433.76</b>
Amortisation charge for the year	-	5.59	5.59
Disposals	-	-	-
<b>As at March 31, 2023</b>	-	<b>439.35</b>	<b>439.35</b>
Amortisation charge for the year	-	8.59	8.59
Disposals	-	-	-
<b>As at March 31, 2024</b>	-	<b>447.94</b>	<b>447.95</b>
<b>Net book value :</b>			
<b>As at March 31, 2024</b>	<b>323.77</b>	<b>26.36</b>	<b>350.12</b>
<b>As at March 31, 2023</b>	<b>323.77</b>	<b>34.41</b>	<b>358.18</b>

**5. Other financial assets (At Amortised Cost)**

(Rs. in Lakhs)

	<b>As at March 31, 2024</b>	<b>As at March 31, 2023</b>
Balances with Banks - Held as Margin Money (Refer note 5.1 & 5.2)	2,310.67	2,310.95
Security Deposits	1,236.55	1,176.65
<b>Total</b>	<b>3,547.22</b>	<b>3,487.60</b>

Note 5.1 Fixed deposit amounting to Rs. 151.49 Lakhs (previous year - Rs. 141.14 Lakhs) is in the name of Cospar Impex Pvt Ltd which is merged in the Holding Company in the past years.

Note 5.2 Margin money with banks is given for Bank Guarantees.

## NOTES ON THE CONSOLIDATED FINANCIAL STATEMENTS FOR THE YEAR ENDED 31<sup>ST</sup> MARCH, 2024

### 6. Other non-current assets

(Rs. in Lakhs)

	As at March 31, 2024	As at March 31, 2023
Income Tax Payment (Net)	445.55	438.67
Capital Advances*	917.69	995.99
Prepaid Lease rental	43.80	87.71
<b>Total</b>	<b>1,407.04</b>	<b>1,522.37</b>

\* The Parent Company had in past given capital advance of Rs. 995.99 lakhs to Saumya Buildcon Pvt Ltd (SBPL) for procurement of land for which transaction did not materialize due to condition of real estate market. During the year, the Parent Company has recovered Rs. 140.78 lakhs against the said advance. The Parent Company has received balance confirmation from SBPL as at 31st March, 2024 confirming the balance amount. The management has reviewed the SBPL's financial statements to assess their ability to repay the advance. Based on this review, the management of Parent Company expects advance to be fully recovered in FY 2025 and hence no provision has been made in the books of accounts for the same.

### 7. Inventories (Valued at lower of Cost and Net Realisable Value)

(Rs. in Lakhs)

	As at March 31, 2024	As at March 31, 2023
Raw Materials	758.61	600.61
Finished Goods	4,102.74	4,571.24
Stock in trade	621.91	1,486.80
Stores and spares	93.99	115.33
<b>Total</b>	<b>5,577.25</b>	<b>6,773.98</b>

During the year the company has written down Marble Inventory on account of slow moving, non-moving and old inventory by Rs. 432.91 lakhs whereas company has reversed provision created in previous years on account of slow moving, non-moving and old Tiles and Mosaico Inventory by Rs. 869.09 lakhs which resulted into net reversal of Rs. 436.18 lakhs in the current year (previous year Rs. 55.34 lakhs). There is no goods in transit as on 31st March, 2024 & as on 31st March, 2023.

### 8. Inventories – Real Estate

(Rs. in Lakhs)

	As at March 31, 2024	As at March 31, 2023
Land at Kanjurmarg (Refer Note No. 45)	15,000.00	15,000.00
Others	3,734.29	3,734.29
<b>Total</b>	<b>18,734.29</b>	<b>18,734.30</b>

### 9. Trade receivables (unsecured)

(Rs. in Lakhs)

	As at March 31, 2024	As at March 31, 2023
Trade Receivable considered good - Unsecured	5,252.27	8,460.31
Less : Allowance for Expected credit loss	1,534.18	1,068.76
<b>Trade Receivable considered good - Unsecured</b>	<b>3,718.09</b>	<b>7,391.55</b>
Undisputed Trade receivables credit impaired - Unsecured	3,806.40	4,289.84
Less : Allowance for Expected credit loss	3,800.63	4,282.45
<b>Trade Receivable credit impaired - Unsecured</b>	<b>5.77</b>	<b>7.39</b>
Trade Receivable credit impaired - Unsecured	687.47	725.54
Less : Allowance for Expected credit loss	687.47	725.54
<b>Trade Receivable credit impaired - Unsecured</b>	<b>-</b>	<b>-</b>
<b>Total trade receivables</b>	<b>3,723.86</b>	<b>7,398.94</b>

## NOTES ON THE CONSOLIDATED FINANCIAL STATEMENTS FOR THE YEAR ENDED 31<sup>ST</sup> MARCH, 2024

### Note:

9.1 The Group has used a practical expedient for computing Allowance for Expected credit loss for trade receivables, taking into account historical credit loss experience and accordingly, provisions are made for expected credit loss for amounts due from customers where necessary.

### Trade receivables aging schedule for the year ended as on March 31,2024 and March 31, 2023 :

Particulars		Outstanding for following periods from due date of payment						Total
		Not Due	Less than 6 Months	6 months to 1 year	1-2 Years	2-3 Years	More than 3 Years	
Undisputed Trade receivables - Considered good	(31st March 2024)	2,030.59	2,239.86	423.85	415.84	142.13	-	5,252.27
	(31st March 2023)	3,325.42	4,209.77	360.09	267.16	297.86	-	8,460.30
Undisputed Trade receivables - Credit impaired	(31st March 2024)	-	-	-	-	-	3,806.40	3,806.40
	(31st March 2023)	-	-	-	-	-	4,289.85	4,289.85
Disputed Trade receivables - Considered good	(31st March 2024)	-	-	-	-	-	-	-
	(31st March 2023)	-	-	-	-	-	-	-
Disputed Trade receivables - Credit impaired	(31st March 2024)	-	-	-	-	-	687.47	687.47
	(31st March 2023)	-	-	-	-	-	725.54	725.54
	(31st March 2024)	2,030.59	2,239.86	423.85	415.84	142.13	4,493.87	9,746.14
	(31st March 2023)	3,325.42	4,209.77	360.09	267.16	297.86	5,015.39	13,475.69
Less : Allowance for credit loss	(31st March 2024)	-	-	-	-	-	-	6,022.28
	(31st March 2023)	-	-	-	-	-	-	6,076.75
<b>Total Trade Receivables</b>	<b>(31st March 2024)</b>	<b>-</b>	<b>-</b>	<b>-</b>	<b>-</b>	<b>-</b>	<b>-</b>	<b>3,723.86</b>
	<b>(31st March 2023)</b>	<b>-</b>	<b>-</b>	<b>-</b>	<b>-</b>	<b>-</b>	<b>-</b>	<b>7,398.94</b>

### 10. Cash and cash equivalents

	(Rs. in Lakhs)	
	As at March 31, 2024	As at March 31, 2023
Balances with banks	724.79	1,117.86
Cash on hand	5.73	5.03
<b>Total</b>	<b>730.52</b>	<b>1,122.89</b>

### 11. Loans

	(Rs. in Lakhs)	
	As at March 31, 2024	As at March 31, 2023
Loans to Related Parties		
Unsecured, Considered Good	-	-
Other Loans & Advances		
Unsecured, Considered Good	961.41	2,028.53
<b>Total</b>	<b>961.41</b>	<b>2,028.53</b>

## NOTES ON THE CONSOLIDATED FINANCIAL STATEMENTS FOR THE YEAR ENDED 31<sup>ST</sup> MARCH, 2024

### 12 Other financial assets (At Amortised Cost)

(Rs. in Lakhs)

	As at March 31, 2024	As at March 31, 2023
Others (Unsecured considered good unless otherwise stated)	50.04	60.67
<b>Total</b>	<b>50.04</b>	<b>60.67</b>

### 13. Other current assets

(Rs. in Lakhs)

	As at March 31, 2024	As at March 31, 2023
Balance with statutory authorities	2,488.85	2,515.45
Advances for supply of goods and rendering of services*	398.51	224.78
Prepaid expenses	81.67	107.15
Other receivables	435.39	168.70
<b>Total</b>	<b>3,404.42</b>	<b>3,016.08</b>

\*Note: Net of provision for advance of Rs. 945.05 lakhs (Previous Year Rs. 964.32 lakhs)

### 14. Equity share capital

	As at 31 March 2024		As at 31 March 2023	
	Nos.	Rs. in Lakhs	Nos.	Rs. in Lakhs
<b>Authorised:</b>				
<b>Equity Shares:</b>				
Equity shares of Rs.10/- each	8,00,00,000	8,000.00	8,00,00,000	8,000.00
<b>Preference Shares:</b>				
Redeemable Preference Shares of Rs.10/- each	15,00,00,000	15,000.00	15,00,00,000	15,000.00
<b>Issued, Subscribed and Paid-up</b>				
<b>Equity Shares:</b>				
Equity shares of Rs.10/- each	7,18,58,955	7,185.90	7,18,58,955	7,185.90
<b>Total</b>	<b>7,18,58,955</b>	<b>7,185.90</b>	<b>7,18,58,955</b>	<b>7,185.90</b>

#### A. Reconciliation of the shares outstanding at the beginning and at the end of the year 31 March 2024

	As at 31 March 2024		As at 31 March 2023	
	No of Shares	Amount	No of Shares	Amount
At the beginning of the year	7,18,58,955	7,185.90	7,18,58,955.00	7,185.90
Issued during the year	-	-	-	-
Outstanding at the end of the year	7,18,58,955	7,185.90	7,18,58,955.00	7,185.90

## NOTES ON THE CONSOLIDATED FINANCIAL STATEMENTS FOR THE YEAR ENDED 31<sup>ST</sup> MARCH, 2024

### B. Following shareholders hold equity shares more than 5% of the total equity shares of the Holding Company:

Name of Shareholder	As at 31 March 2024		As at 31 March 2023	
	Number of shares held having face value of Rs. 10 each	% of holding in class	Number of shares held having face value of Rs. 10 each	% of holding in class
Aurella Estates And Investments Pvt Ltd [Refer Note 14 (B) (i)]	2,56,76,949	35.73%	2,56,76,949	35.73%
Vivek Prannath Talwar	63,23,669	8.80%	63,23,669	8.80%
JM Financial Asset Reconstruction Company Ltd	1,09,17,888	15.19%	1,70,04,732	23.66%

Note Note 14 (B) (i) Pursuant to the scheme of Merger by absorption of Aurella Estates and Investments Private Limited (Transferor Company) with Melisma Finance and Trading Private Limited (Transferee Company) by order of the Regional Director, the Equity shares held by the transferor Company stand vested in the transferee Company. However, as on March 31, 2024 the demat account is not transferred in the name of Melisma Finance and Trading Private Limited and therefore, the name of Aurella Estates and Investments Private Limited is still appearing in the promoter category.

### C. Terms/Rights attached to equity shares:

The Holding Company has only one class of equity shares having par value of Rs. 10/- per share. Each holder of the equity share is entitled to one vote per share. In the event of liquidation, the holders of the equity shares will be entitled to receive remaining assets of the Holding Company, after distribution of all preferential amounts. The distribution will be in proportion to the number of equity shares held by the shareholders.

### D. Shareholding of promoter

Promoter name	No of Shares as on 31 March, 2024	% of total shares	No of Shares as on 31 March, 2023	% of total shares	% Change during the year
Vivek Prannath Talwar [Note 14 (D) (i)]	63,23,669	8.8	63,23,669	8.8	-
Aurella Estates And Investments Pvt Ltd [Refer Note 14 (B) (i) and Note No. 14 (D) (i)]	2,56,76,949	35.73	2,56,76,949	35.73	-
<b>Promoter Group</b>					
Rajeshwari Prannath Talwar	8,25,988	1.15	8,25,988	1.15	-
Anjali Vivek Talwar	5,43,146	0.76	5,43,146	0.76	-
Poonam Wasan	1,19,432	0.17	1,19,432	0.17	-
Lovraj Talwar	87,301	0.12	87,301	0.12	-
Sanjnaa Talwar	85,517	0.12	85,517	0.12	-
Vivek Talwar (HUF)	27,264	0.04	27,264	0.04	-
A N Talwar (HUF)	2,001	0	2,001	0	-
Watco Engineering Co. Pvt. Ltd	-	0	16,16,712	2.25	(2.25)
Nitco Paints Pvt. Ltd.	-	0	15,98,299	2.22	(2.22)
Rang Mandir Builders Pvt. Ltd.	-	0	2,80,269	0.39	(0.39)
Ushakiran Builders Pvt. Ltd.	2,09,417	0.29	2,09,417	0.29	-
Lavender Properties Pvt. Ltd.	2,08,072	0.29	2,08,072	0.29	-
Prakalp Properties Pvt. Ltd.	1,75,785	0.24	1,75,785	0.24	-
Eden Garden Builders Pvt. Ltd.	-	0	1,56,951	0.22	(0.22)
Nitco Tiles And Marble Industries Andhra Pvt. Ltd.	85,517	0.12	85,517	0.12	-
Enjoy Builders Pvt. Ltd.	72,646	0.1	72,646	0.1	-
Northern India Tiles Corporation	2,240	0	2,240	0	-
Northern India Tiles (Sales) Corporation	1	0	1	0	-

Note No. 14 (D) (i) Shares held by promoters are pledged against Term Loans assigned to JM Financial Assets Reconstruction Company

## NOTES ON THE CONSOLIDATED FINANCIAL STATEMENTS FOR THE YEAR ENDED 31<sup>ST</sup> MARCH, 2024

### 15. Other equity

(Rs. in Lakhs)

Particulars	Reserves and Surplus					Remeasurements of defined benefit obligations	Total Other Equity
	Capital Reserve	Share Premium Account	Capital Redemption Reserve	General Reserve	Retained Earnings / (Losses)		
Notes	(a)	(b)	(c)	(d)	(e)	(f)	
<b>As at 1 April 2023</b>	<b>2,075.47</b>	<b>42,591.33</b>	<b>966.00</b>	<b>3,846.91</b>	<b>(91,680.13)</b>	<b>87.63</b>	<b>(42,112.80)</b>
Net income / (loss) for the year	-	-	-	-	(16,298.29)		(16,298.29)
Other comprehensive income	-	-	-	-		8.53	8.53
<b>As at 31 March 2024</b>	<b>2,075.47</b>	<b>42,591.33</b>	<b>966.00</b>	<b>3,846.91</b>	<b>(1,07,978.43)</b>	<b>96.16</b>	<b>(58,402.56)</b>
<b>As at 1 April 2022</b>	<b>2,075.47</b>	<b>42,591.33</b>	<b>966.00</b>	<b>3,846.91</b>	<b>(76,555.34)</b>	<b>57.33</b>	<b>(27,018.30)</b>
Net income / (loss) for the year	-	-	-	-	(15,124.80)	-	(15,124.80)
Other comprehensive income	-	-	-	-	-	30.30	30.30
<b>As at 31 March 2023</b>	<b>2,075.47</b>	<b>42,591.33</b>	<b>966.00</b>	<b>3,846.91</b>	<b>(91,680.13)</b>	<b>87.63</b>	<b>(42,112.80)</b>

Note (a) Capital Reserve is created on account of amalgamation of Particle Boards India Limited with the Holding Company pursuant to the Scheme of Amalgamation in the financial year 2010-11 & unexercised share warrants in the financial year 2019-20.

Note (b) Share Premium Account is used to record the premium on issue of shares. The reserve is utilised in accordance with the provisions of the Companies Act, 2013.

Note (c) Capital Redemption Reserve is created on account of redemption of preference shares. The preference shares were redeemed in the financial years 2003-04.

Note (d) General Reserve is created from time to time by way of transfer of profits from retained earnings. General reserve is created by a transfer from one component of equity to another.

Note (e) Retained earnings/ (losses) represents cumulative profit/(loss) of the group. The reserve can be utilised in accordance with the provision of the Companies Act, 2013.

Note (f) Gains / Losses arising on Remeasurements of Defined Benefit Plans are recognised in the Other Comprehensive Income as per IND AS-19 and shall not be reclassified to the Statement of Profit or Loss in the subsequent years.

### 16. Borrowings (At Amortised Cost)

#### Non Current

(Rs. in Lakhs)

	As at March 31, 2024	As at March 31, 2023
Redeemable Non-Convertible Preference Shares (refer Note-i)	15,000.00	15,000.00
Redeemable Non-convertible Debentures (refer Note-ii)	5,000.00	5,000.00
<b>Total</b>	<b>20,000.00</b>	<b>20,000.00</b>

- i. Since the preference shares and debentures have been allotted consequent to restructuring of the Holding Company's debt, there is no active market available for the aforesaid financial instruments, therefore the Holding Company has not re-measured Redeemable Non-convertible Preference Shares and Redeemable Non-Convertible debenture



**NOTES ON THE CONSOLIDATED FINANCIAL STATEMENTS** FOR THE YEAR ENDED 31<sup>ST</sup> MARCH, 2024

- ii. During FY 2017-18, the debt of the Holding Company was restructured to a sustainable level to ensure continuity of business resulting in long-term growth beneficial for all stakeholders. Pursuant to the same the restructuring was implemented as per which loans have been converted into term loans. The Holding Company is negotiating a similar settlement agreement with other lender(s), Pending negotiations no further adjustments have been made. [Refer Note no. 38 b(iv)]

**Current**

(Rs. in Lakhs)

	As at March 31, 2024	As at March 31, 2023
<b>Secured</b>		
Term Loan 1 assigned to JM Financial Assets Reconstruction Company	32,744.97	29,047.16
Term Loan 2 assigned to JM Financial Assets Reconstruction Company	41,650.75	37,035.10
Term Loan from Financial institutions	1,666.67	1,666.67
FITL from Financial institutions	220.60	220.60
Term Loan Loan from Financial institutions	328.12	-
Vehicle Loans	-	2.63
<b>Unsecured</b>		
Term Loan	501.35	-
Others	0.15	-
<b>Total</b>	<b>77,112.61</b>	<b>67,972.16</b>

**NOTES ON THE CONSOLIDATED FINANCIAL STATEMENTS** FOR THE YEAR ENDED 31<sup>ST</sup> MARCH, 2024

**16.1 Interest and repayment schedule for secured long term borrowings**

Type of loan	Loan outstanding as at 31-Mar-24		Sanction amount	Rate of interest	Repayment terms	Security Guaranteee
	Non-Current	Current				
<b>Term loans assigned to JM Financial Assets Reconstruction Company</b>						
Term loans Facility 1 (secured)	-	32,744.97	20,000.00	9%	20 structured quarterly instalments commencing from FY 2019	<ul style="list-style-type: none"> <li>First ranking pari passu charge on all of the fixed assets (both movable and immovable) of the Holding company</li> </ul>
Term loans Facility 2 (secured)	-	41,650.75	30,000.00	9%	<ul style="list-style-type: none"> <li>Repayable from the proceeds of sale of identified Non Core Assets over a period of five years commencing from FY 2018</li> </ul>	<ul style="list-style-type: none"> <li>Hypothecation of current assets including trade receivables, cash flow from windmill and trademarks of the Holding Company</li> <li>Pledge of shares held by promoters in Nitco Limited and six associate companies shares held by Nitco Ltd &amp; Nitco Realities Pvt Ltd</li> </ul>
Redeemable Non-Convertible Preference Shares	15,000.00	-	15,000.00	0.10%	<ul style="list-style-type: none"> <li>Preference Shares shall be repaid at par in 8 equal annual instalments commencing from the end of 10 years from the effective date 28th February 2018.</li> </ul>	<ul style="list-style-type: none"> <li>Pledge of shares held by Aurella Estate &amp; Investments Pvt Ltd in Nitco Limited, shares held by Nitco Realities Pvt Ltd in on Glamorous Properties Pvt Ltd &amp; by Nitco Limited in New Vardhman Vitrifed Pvt Ltd</li> <li>Negative lien on Non-core Assets of the Holding company</li> </ul>
Redeemable Non-convertible Debentures	5,000.00	-	5,000.00	5%	<ul style="list-style-type: none"> <li>The Debenture shall be repaid at the end of 10 years from the effective date (i.e. 28th February 2018).</li> </ul>	<ul style="list-style-type: none"> <li>Personal guarantee of Promoters Mr. Vivek Talwar and Corporate Guaranteee by Six subsidiary/ fellow subsidiary/ associate companies</li> </ul>
<b>Total (A)</b>	<b>20,000.00</b>	<b>74,395.72</b>	<b>94,395.72</b>			

## NOTES ON THE CONSOLIDATED FINANCIAL STATEMENTS FOR THE YEAR ENDED 31<sup>ST</sup> MARCH, 2024

### 16.1 Interest and repayment schedule for secured long term borrowings (Contd.)

Type of loan	Loan outstanding as at 31-Mar-24		Sanction amount	Rate of interest	Repayment terms	Security Guarantee
	Non-Current	Current				
<b>Term loans not assigned to JM Financial Assets Reconstruction Company</b>						
Term Loan from Financial institutions	-	1,666.67	2,000.00	11.25%	32 structured quarterly instalments commencing from June 30, 2014 as prescribed in approved CDR package	Pari passu first charge on the fixed assets of Albaugh plant. Further, secured by personal guarantee by promoters
FITL from Financial institutions	-	220.60	2,000.00	11.25%	24 structured quarterly instalments commencing from June 30, 2014 as prescribed in approved CDR package	
Loan from Financial institutions - Term Loan	-	328.12	5,000.00	10.00%	Payable on Demand	1. Personal Guarantees of Mr. Vivek Talwar (Promoter) 2. Three Undated Cheques (UDC) of Rs. 1 Cr each, 3 UDC of Rs. 5 Cr, 1 UDC of Rs. 50 Cr. 3. Demand Promissory Notes 4. First Ranking Mortgage and charge in respect of properties held by Holding Company, its Promoters and Group entities. 5. Pledge of shares by Promoters 6. Corporate Guarantee of the group entities of Holding Company.
Term Loan	-	501.35	500.00	10.00%	Payable on Demand	Unsecured Loan taken from Swashy Realty Private Limited
Others	-	0.15	Not Applicable	0.00%	Payable on Demand	Not Applicable
<b>Total (B)</b>	-	<b>2,716.89</b>				
<b>Grand TOTAL (A+B)</b>	<b>20,000.00</b>	<b>77,112.61</b>				

**NOTES ON THE CONSOLIDATED FINANCIAL STATEMENTS** FOR THE YEAR ENDED 31<sup>ST</sup> MARCH, 2024

16.1 Interest and repayment schedule for secured long term borrowings (Contd.)							(Rs. in Lakhs)
Type of loan	Loan outstanding as at 31.03.2023		Sanction amount	Rate of interest	Repayment terms	Security Guarantee	
	Non-Current	Total					
<b>Term loans assigned to JM Financial Assets Reconstruction Company</b>							
Term loans Facility 1 (secured)	-	29,047.16	20,000.00	9%	20 structured quarterly instalments commencing from FY 2019	• First ranking pari passu charge on all of the fixed assets (both movable and immovable) of the Holding Company	
Term loans Facility 2 (secured)	-	37,035.10	30,000.00	9%	Repayable from the proceeds of sale of identified Non Core Assets over a period of five years commencing from FY 2018	• Hypothecation of current assets including trade receivables, cash flow from windmill and trademarks of the Holding Company • Pledge of shares held by promoters in Nitco Limited and six associate companies shares held by Nitco Ltd & Nitco Realities Pvt Ltd	
Redeemable Non-Convertible Preference Shares	15,000.00	-	15,000.00	0.10%	Preference Shares shall be repaid at par in 8 equal annual instalments commencing from the end of 10 years from the effective date 28th February 2018.	• Pledge of shares held by Aurella Estate & Investments Pvt Ltd in Nitco Limited, shares held by Nitco Realities Pvt Ltd in on Glamorous Properties Pvt Ltd & by Nitco Limited in New Vardhman Vitrifid Pvt Ltd	
Redeemable Non-convertible Debentures	5,000.00	-	5,000.00	5%	The Debenture shall be repaid at the end of 10 years from the effective date (i.e. 28th February 2018).	• Personal guarantee of Promoters Mr. Vivek Talwar and Corporate Guarantee by Six subsidiary/ fellow subsidiary/ associate companies	
<b>Total (A)</b>	<b>20,000.00</b>	<b>66,082.26</b>	<b>86,082.26</b>				
<b>Term loans not assigned to JM Financial Assets Reconstruction Company</b>							
Term Loan from Financial institutions	-	1,666.67	2,000.00	11.25%	32 structured quarterly instalments commencing from June 30, 2014 as prescribed in approved CDR package	Pari passu first charge on the fixed assets of Albaugh plant. Further, secured by personal guarantee by promoters	
FITL from Financial institutions	-	220.60	2,000.00	11.25%	24 structured quarterly instalments commencing from June 30, 2014 as prescribed in approved CDR package		
Vehicle Loans	-	2.63	203.00	3M LIBOR Plus 2.60%	Equated monthly instalments as per specific repayment schedule predetermined in case of each vehicle loan	Secured against the hypothecation of underlying Holding company owned vehicles	
<b>Total (B)</b>	<b>-</b>	<b>1,902.18</b>	<b>1,904.81</b>				
<b>Grand TOTAL (A+B)</b>	<b>20,000.00</b>	<b>67,972.16</b>	<b>87,972.16</b>				
i. JM Financial Asset Reconstruction Company Limited (JMFINAR) representing 98% of the Holding Company's debt has restructured the debt of the Holding Company on sustainable basis vide their sanction letter dated 23rd January 2018. Based on the agreement entered into with JMFINAR the debts of the Holding Company have been reclassified. The Holding Company is negotiating a similar settlement agreement with the other lender.							
ii. The default in repayment of dues to JMFINAR (including interest) amounts to Rs. 74,395.73 lakhs (Previous Year Rs. 66,082.26 lakhs) [Refer Note 38 b(iv)]							

**NOTES ON THE CONSOLIDATED FINANCIAL STATEMENTS** FOR THE YEAR ENDED 31<sup>ST</sup> MARCH, 2024**17. Lease Liabilities****Non Current**

(Rs. in Lakhs)

	<b>As at March 31, 2024</b>	<b>As at March 31, 2023</b>
Lease Liabilities (refer Note 47)	58.46	106.40
<b>Total</b>	<b>58.46</b>	<b>106.40</b>

**Current**

(Rs. in Lakhs)

	<b>As at March 31, 2024</b>	<b>As at March 31, 2023</b>
Lease Liabilities (refer note 47)	128.41	102.58
<b>Total</b>	<b>128.41</b>	<b>102.58</b>

**18. Non Current Provisions**

(Rs. in Lakhs)

	<b>As at March 31, 2024</b>	<b>As at March 31, 2023</b>
Provision for Leave Encashment	179.15	160.06
<b>Total</b>	<b>179.15</b>	<b>160.06</b>

**19. Deferred tax liabilities**

(Rs. in Lakhs)

	<b>As at March 31, 2024</b>	<b>As at March 31, 2023</b>
Deferred tax liabilities (Net)	-	-
<b>Total</b>	<b>-</b>	<b>-</b>

No provision for tax has been made in the books due to accumulated loss.

**20. Trade payables**

(Rs. in Lakhs)

	<b>As at March 31, 2024</b>	<b>As at March 31, 2023</b>
- total outstanding dues of micro and small enterprises;	2,408.68	740.93
- total outstanding dues of creditors other than micro and small enterprises	13,400.41	15,181.35
<b>Total</b>	<b>15,809.09</b>	<b>15,922.28</b>

## NOTES ON THE CONSOLIDATED FINANCIAL STATEMENTS FOR THE YEAR ENDED 31<sup>ST</sup> MARCH, 2024

### Trade Payable ageing schedule for the year ended as on 31st March 2024 and 31st March 2023

Particular		Outstanding for the following periods from the due date of payment					Total
		Not Due	Less than 1 Year	1-2 Years	2-3 years	More than 3 Years	
MSME	(31st March 2024)	991.08	1,411.40	2.18	2.26	1.76	2,408.68
	(31st March 2023)	322.69	401.19	1.53	6.94	8.58	740.93
Others	(31st March 2024)	2,868.04	7,588.52	1,273.82	44.51	1,625.52	13,400.41
	(31st March 2023)	6,335.77	6,891.95	72.49	162.97	1,718.17	15,181.35
Total Trade Payable	(31st March 2024)	<b>3,859.12</b>	<b>8,999.92</b>	<b>1,276.00</b>	<b>46.77</b>	<b>1,627.28</b>	<b>15,809.09</b>
	(31st March 2023)	6,658.46	7,293.14	74.02	169.91	1,726.75	15,922.28

#### Notes:

- I. Disclosure with respect to related party transactions is given in note 34
- II. Micro and small enterprises under the Micro, Small and Medium Enterprises Development Act, 2006 have been determined based on the information available with the Group and the required disclosures are given below:
- III. Dues to Micro and Small Enterprises have been determined to the extent such parties have been identified on the basis of information collected by the Group.  
This has been relied upon by the auditors.

(Rs. in Lakhs)

	As at March 31, 2024	As at March 31, 2023
The principal amount and the interest due thereon remaining unpaid to any supplier as at the end of each accounting year		
- Principal amount due and remaining unpaid	2,408.68	740.93
- Interest due and unpaid on the above amount	96.15	31.24
Interest paid by the Group in terms of section 16 of the Micro, Small and Medium enterprises Act, 2006	-	-
Interest due and payable for the period of delay	125.70	44.76
Interest accrued and remaining unpaid	258.93	133.23
Amount of further interest remaining due and payable	-	-

### 21. Other financial liabilities

(Rs. in Lakhs)

	As at March 31, 2024	As at March 31, 2023
Loans & Advances from related parties	210.15	200.30
Deposits received	1,586.06	863.69
Loans & Advances	1,140.81	1,136.81
Amount payable to capital creditors	43.31	41.12
Interest accrued but not due on borrowings	21.23	98.23
<b>Total</b>	<b>3,001.56</b>	<b>2,340.15</b>



**NOTES ON THE CONSOLIDATED FINANCIAL STATEMENTS** FOR THE YEAR ENDED 31<sup>ST</sup> MARCH, 2024**22. Other current liabilities**

	(Rs. in Lakhs)	
	<b>As at March 31, 2024</b>	<b>As at March 31, 2023</b>
Other payable	4,952.77	6,917.08
<b>Total</b>	<b>4,952.77</b>	<b>6,917.08</b>

**23. Current Provisions**

	(Rs. in Lakhs)	
	<b>As at March 31, 2024</b>	<b>As at March 31, 2023</b>
Provision for Leave Encashment	33.02	61.02
Provision for Gratuity	-	164.67
Provision for Others	3.13	2.87
<b>Total</b>	<b>36.15</b>	<b>228.56</b>

**24. Revenue from operations**

	(Rs. in Lakhs)	
	<b>Year ended March 31, 2024</b>	<b>Year ended March 31, 2023</b>
<b>Sale of Products</b>	32,296.60	38,026.61
	<b>32,296.60</b>	<b>38,026.61</b>
<b>Other operating revenues</b>		
Labour charges	160.57	226.48
Lease rental	1.88	5.82
Other Operating income	63.22	110.50
	<b>225.67</b>	<b>342.80</b>
<b>Total</b>	<b>32,522.27</b>	<b>38,369.42</b>

The management determines that the segment information reported is sufficient to meet the disclosure objective with respect to disaggregation of revenue under Ind AS 115 Revenue from contract with Customers. Hence, no separate disclosures of disaggregated revenues are reported. (Refer Note 36)

**25. Other income**

	(Rs. in Lakhs)	
	<b>Year ended March 31, 2024</b>	<b>Year ended March 31, 2023</b>
Rent Received	22.87	23.59
Miscellaneous income	455.59	404.12
Profit on sale of PPE	-	0.57
Net gain/loss on foreign currency transactions	7.55	26.33
<b>Total</b>	<b>486.01</b>	<b>454.62</b>

\*This includes net revenue from Sale of Electricity

## NOTES ON THE CONSOLIDATED FINANCIAL STATEMENTS FOR THE YEAR ENDED 31<sup>ST</sup> MARCH, 2024

### 26. Cost of materials consumed

(Rs. in Lakhs)

	Year ended March 31, 2024	Year ended March 31, 2023
Inventory at the beginning of the year	1,466.02	1,073.91
Add: Purchases	4,330.60	4,541.00
	<b>5,796.62</b>	<b>5,614.91</b>
Less: Inventory at the end of the year	1,562.03	1,466.02
<b>Raw Material Consumed</b>	<b>4,234.59</b>	<b>4,148.89</b>
Packing Material Consumed	142.67	81.85
<b>Cost of materials Consumed</b>	<b>4,377.26</b>	<b>4,230.74</b>

### 27. Changes in inventories of finished goods, stock in trade and work-in-progress

(Rs. in Lakhs)

	Year ended March 31, 2024	Year ended March 31, 2023
Stock in Trade - Opening	585.93	830.12
Stock in Trade - Closing	93.76	585.99
	<b>492.17</b>	<b>244.13</b>
	-	-
Finished Goods (Mfg.) - Opening	5,174.42	5,459.39
Finished Goods (Mfg.) - Closing	4,541.56	5,174.42
	<b>632.86</b>	<b>284.97</b>
<b>Total Change in Inventories</b>	<b>1,125.03</b>	<b>529.10</b>

### 28. Employee benefits expense

(Rs. in Lakhs)

	Year ended March 31, 2024	Year ended March 31, 2023
Salaries, wages and bonus	5,127.59	4,865.19
Contribution to provident and other funds ( Refer Note 35a )	201.60	199.90
Gratuity (Refer Note 35 D)	59.80	66.17
Other Employee Costs	197.51	241.42
<b>Total</b>	<b>5,586.50</b>	<b>5,372.68</b>

### 29. Finance costs

(Rs. in Lakhs)

	Year ended March 31, 2024	Year ended March 31, 2023
Interest on debt and borrowings	9,443.05	7,238.32
Finance Cost on Lease Liability	21.67	22.43
Other financial charges	88.06	74.54
<b>Total</b>	<b>9,552.78</b>	<b>7,335.29</b>

JMFARC representing 98% of the Holding Company's debt has restructured the debt of the Company on sustainable basis. Based on the sanction received from JMFARC the debts of the Holding Company have been reclassified. The Holding Company is negotiating a similar settlement agreement with the other lender. Pending negotiation, no further adjustments have been made.

## NOTES ON THE CONSOLIDATED FINANCIAL STATEMENTS FOR THE YEAR ENDED 31<sup>ST</sup> MARCH, 2024

### 30. Depreciation and amortisation expense

(Rs. in Lakhs)

	Year ended March 31, 2024	Year ended March 31, 2023
Depreciation of property, plant and equipment (refer note 3)	2,775.35	2,798.27
Amortisation of Other Intangible assets (refer note 4)	8.59	5.59
Depreciation on Right-of-use Assets (refer Note 3A)	132.27	122.12
<b>Total</b>	<b>2,916.21</b>	<b>2,925.97</b>

### 31. Other expenses

(Rs. in Lakhs)

	Year ended March 31, 2024	Year ended March 31, 2023
<b>Other Manufacturing Expenses</b>		
*Power and fuel	191.60	175.25
Consumption of stores and spare parts	452.48	316.90
	<b>644.08</b>	<b>492.15</b>
<b>Repairs and Maintenance</b>		
Buildings	0.07	1.33
Machinery	14.43	15.38
Others Repairs & Maintenance	226.67	182.44
	<b>241.17</b>	<b>199.15</b>
Rent Rates and Taxes	519.59	457.66
Electricity Charges	216.08	204.83
Processing Charges Mosaico/Marble	111.66	103.21
Water Charges	37.26	31.44
Postage and Telephone	114.28	128.68
Printing and Stationery	17.92	15.82
Insurance	42.03	53.69
Legal and Professional Fees	302.91	170.97
Travelling & Conveyance Expenses	642.56	755.70
Audit Fees	10.80	11.60
Hire Charges	71.44	56.31
Security Charges	159.15	152.46
Miscellaneous Expenses	218.52	256.30
Advertisement & Sales Promotion Expenses	619.79	922.82
Freight Forwarding & Distribution Expenses	762.62	1,146.20

## NOTES ON THE CONSOLIDATED FINANCIAL STATEMENTS FOR THE YEAR ENDED 31<sup>ST</sup> MARCH, 2024

(Rs. in Lakhs)

	Year ended March 31, 2024	Year ended March 31, 2023
C&F Charges	37.91	42.40
Provision for Doubtful Debts	560.02	695.94
Bad Debts	16.75	9.80
<b>Total</b>	<b>5,346.54</b>	<b>5,907.13</b>

\* The company has windmills located within the State of Maharashtra where the power generated is sold to Adani. During FY 2023-24, the company has sold power to Adani (at the rate of Rs. 2.90/unit) amounting to Rs 309.89 lakhs (previous year Rs. 259.02 lakhs).

### 32. Exceptional items

On 27th January, 2020, lock out was declared in tiles manufacturing unit situated at Alibaug. The Lockout at the Alibaug plant continues. The Management has reached a settlement with the Alibaug Union representing the 250 workmen of the plant. 240 workers have accepted the settlement agreement. Under the settlement agreement the workers have been offered a VRS scheme. The Company had in year ending 31st March, 2023 provided an amount of Rs. 1,585.34 lakhs towards the said dispute as an exceptional item, against which the Company had paid an amount of Rs. 1,496.01 lakhs. The case filed by the Union in the labour court and conciliation meeting in the Labour Commissioner's office post the settlement agreement stands dismissed

### 33. Earnings per share (EPS)

(Rs. in Lakhs)

	Year ended March 31, 2024	Year ended March 31, 2023
Profit/ (Loss) for the year	(16,297.19)	(15,125.05)
Equity shares at the beginning of the year (nos.)	7,18,58,955	7,18,58,955
Equity shares issued during the year	-	-
Equity shares at the end of the year (nos.)	7,18,58,955	7,18,58,955
Weighted average equity shares for the purpose of calculating basic earnings per share (nos.)	7,18,58,955	7,18,58,955
Weighted average equity shares for the purpose of calculating diluted earnings per share (nos.)	7,18,58,955	7,18,58,955
Earnings per share-basic (face value of Rs.10/- each) (Amount in Rs.)	(22.68)	(21.05)
Earnings per share-diluted (face value of Rs.10/- each) (Amount in Rs.)	(22.68)	(21.05)

**NOTES ON THE CONSOLIDATED FINANCIAL STATEMENTS** FOR THE YEAR ENDED 31<sup>ST</sup> MARCH, 2024**34. Related party disclosures as required by IND AS 24 “Related Party Disclosures” are given below:****(A) List of related parties**

Enterprise owned by Key Management Personnel or major shareholders of the reporting enterprise and enterprises that have a member of key management in common with the reporting enterprise with whom transactions have taken place:

**Entity having significant influence over the Group**

Aurella Estate & Investment Pvt. Ltd. [Refer Note No. 14 (B) (i)]  
Mr. Vivek Talwar – Chairman & Managing Director  
JM Financial Asset Reconstruction Company Ltd

**Key Management Personnel (KMP)**

Vivek Talwar – Chairman & Managing Director  
Anjali Talwar - Key Management Personnel  
Sanjnaa Talwar - Key Management Personnel  
Deepak Thengal - Director  
Vishwanath Katkar - Director  
Bharti Pradeep Dhar - Independent Director (upto September 21, 2022)  
Vivek Grover - Nominee Director of JMFARC (upto September 20, 2022)  
Rakesh Kashimpuria - Nominee Director of JMFARC (upto September 21, 2022)  
Manish Puri - Independent Director (Upto September 10, 2022)  
Prakash Iyer - Independent Director (Upto August 18, 2022)  
Ajay Bakshi - Independent Director (W.e.f November, 19 2022)  
Harsh Kedia - Independent Director (W.e.f November, 11 2022)  
Poonam Talwar - Director (W.e.f October, 19 2022)  
Diviyang Chheda - President Operations  
Geeta Shah - Company Secretary (W.e.f July, 14 2022)  
Santosh Seth - Independent Director (W.e.f November, 11 2022)  
Priyanka Agarwal - Independent Director (W.e.f November, 11 2022)  
Chaandnee Wasan - Key Management Personnel (W.e.f November, 01 2022)  
Anikaa Pradip Wasan - Key Management Personnel  
Anjanikumar Sharma - Chief Financial Officer (upto April, 3 2023)  
Sitanshu Satapathy - Chief Financial Officer (W.e.f. August 12, 2023)

**Post - employment benefit plans**

Nitco Limited Employees Group Gratuity Schemes

**Relative of Key Management Personnel (KMP)**

Rohan Talwar - Son of Mr. Vivek Talwar  
Poonam Talwar - Sister of Mr. Vivek Talwar

**Entities where control / significant influence by KMPs and their relatives exists and with whom transaction have taken place**

Eden Garden Builders Pvt. Ltd.  
Enjoy Builders Pvt. Ltd.  
Lavender Properties Pvt. Ltd.  
Prakalp Properties Pvt. Ltd.  
Rang Mandir Builders Pvt. Ltd.  
Usha Kiran Builders Pvt. Ltd.  
Saisha Natural Resources LLP  
IB Hospitality Pvt. Ltd.  
IBH Rome LLC  
Watco Trading Pvt. Ltd.  
Watco Engineering Pvt. Ltd.  
Nitco Tiles & Marble Industries (Andhra) Pvt. Ltd  
Nitco Sales Corporation Delhi  
Nitco Tiles Sales Corporation  
Northern India Tiles Sales Corporation  
Black -Panther Properties Pvt. Ltd  
Fineone Multitrade Pvt Ltd  
Nitco Paints Pvt.Ltd.  
Gem Manufacturing India Pvt Ltd  
Unique Cera Tileware Pvt Ltd  
Multistone Granito Pvt Ltd  
Patidar Power Pvt Ltd  
Vardhman Vitrified Pvt Ltd  
Nilcity Plast Pvt Ltd

## NOTES ON THE CONSOLIDATED FINANCIAL STATEMENTS

FOR THE YEAR ENDED 31<sup>ST</sup> MARCH, 2024

### 34 (B) Transactions with related parties:

Transactions	Year ended 31 March 2024					Year ended 31 March 2023				
	Subsidiaries	Entity having significant influence over the Group	Key Management Personnel	Entities where control/significant influence by KMPs and their relative exist	Total	Subsidiaries	Entity having significant influence over the Group	Key Management Personnel	Entities where control/significant influence by KMPs and their relative exist	Total
<b>Export Sales</b>										
IBH Rome LLC	-	-	-	-	-	-	-	-	1.45	1.45
<b>Other Expenses</b>										
IB Hospitality Pvt Ltd	-	-	-	5.34	5.34	-	-	-	6.01	6.01
<b>Rent Expense</b>										
Eden Garden Builders Private Limited	-	-	-	3.18	3.18	-	-	-	-	-
Enjoy Builders Private Limited	-	-	-	4.37	4.37	-	-	-	-	-
Lavender Properties Private Limited	-	-	-	3.16	3.16	-	-	-	-	-
Prakalp Properties Private Limited	-	-	-	3.02	3.02	-	-	-	-	-
Rang Mandir Builders Private Limited	-	-	-	4.18	4.18	-	-	-	-	-
Usha Kiran Builders Private Limited	-	-	-	3.16	3.16	-	-	-	-	-
<b>Directors Sitting Fees</b>										
Rakesh Kashimpuria*	-	-	-	-	-	-	-	1.50	-	1.50
Manish Puri	-	-	-	-	-	-	-	2.10	-	2.10
Bharti Pradeep Dhar	-	-	-	-	-	-	-	2.65	-	2.65
Vivek Grover**	-	-	-	-	-	-	-	1.50	-	1.50
Prakash Iyer	-	-	-	-	-	-	-	2.15	-	2.15
Ajay Bakshi	-	-	2.85	-	2.85	-	-	1.45	-	1.45
Santosh Shet	-	-	2.10	-	2.10	-	-	1.10	-	1.10
Harsh Kedia	-	-	2.65	-	2.65	-	-	1.35	-	1.35
Priyanka Aganwal	-	-	2.65	-	2.65	-	-	1.35	-	1.35
Poonam Talwar	-	-	2.05	-	2.05	-	-	1.05	-	1.05
<b>Interest Expense</b>										
JM Financial Asset Reconstruction Company Ltd	-	9,332.68	-	-	9,332.68	-	7,144.52	-	-	7,144.52
<b>Remuneration to Key Management Personnel**</b>										
Geeta Shah	-	-	15.50	-	15.50	-	-	9.45	-	9.45
Anjanikumar Sharma	-	-	0.67	-	0.67	-	-	32.83	-	32.83
Chaandnee Wasan	-	-	12.00	-	12.00	-	-	5.00	-	5.00
Anikaa Pradij Wasan	-	-	57.50	-	57.50	-	-	15.07	-	15.07
Sitanshu Satapathy	-	-	45.55	-	45.55	-	-	-	-	-
Diviyang Chheda	-	-	112.00	-	112.00	-	-	95.00	-	95.00
<b>Loans &amp; Advances Received</b>										
Vivek Talwar	-	-	10.00	-	10.00	-	-	-	-	-
Deepak Thengal	-	-	0.15	-	0.15	-	-	-	-	-

\*Sitting fees of Nominee Directors i.e. Mr. Vivek Grover & Mr. Rakesh Kashimpuria was paid to JM Financial Asset Reconstruction Company Limited (JMFCAR).

\*\* Remuneration to Key Management Personnel includes Provision for Gratuity and does not include Provision for leave encashment.



NOTES ON THE CONSOLIDATED FINANCIAL STATEMENTS FOR THE YEAR ENDED 31<sup>ST</sup> MARCH, 2024

## 34 (C) Balances outstanding as at the year end

Transactions	Year ended 31 March 2024				Year ended 31 March 2023				Total
	Subsidiaries	Key Management Personnel	Entities where control/significant influence by KMPs and their relative exist	Post employment benefit plan	Subsidiaries	Key Management Personnel	Entities where control/significant influence by KMPs and their relative exist	Post employment benefit plan	
<b>Amount Receivable/(Payable)</b>									
Vivek Tailwar	-	-	(18.66)	-	-	-	(8.66)	-	10.90
Eden Garden Builders Private Limited	-	-	-	150.00	-	-	-	150.00	150.00
Enjoy Builders Private Limited	-	-	-	205.00	-	-	-	205.00	205.00
Lavender Properties Private Limited	-	-	-	150.00	-	-	-	150.00	150.00
Prakalp Properties Private Limited	-	-	-	145.00	-	-	-	145.00	145.00
Rang Mandir Builders Private Limited	-	-	-	200.00	-	-	-	200.00	200.00
Usha Kiran Builders Private Limited	-	-	-	150.00	-	-	-	150.00	150.00
Nitico Tiles & Marble Industries (Andhra) Private Limited	-	-	-	1.00	-	-	-	1.00	1.00
Recondo Ltd	-	-	-	7.74	-	-	-	7.74	7.74
Nitico Paints Private Limited	-	-	-	(191.50)	-	-	-	(191.50)	(191.50)
Eden Garden Builders Private Limited	-	-	-	(20.83)	-	-	-	(17.97)	(17.97)
Enjoy Builders Private Limited	-	-	-	(34.12)	-	-	-	(30.19)	(27.94)
Lavender Properties Private Limited	-	-	-	(24.59)	-	-	-	(21.75)	(21.75)
Prakalp Properties Private Limited	-	-	-	(22.85)	-	-	-	(20.13)	(20.13)
Rang Mandir Builders Private Limited	-	-	-	(32.61)	-	-	-	(28.85)	(28.85)
Usha Kiran Builders Private Limited	-	-	-	(24.41)	-	-	-	(21.57)	(21.57)
Saisha Natural Resources LLP	-	-	-	(225.51)	-	-	-	(225.51)	(225.51)
IB Hospitality Private Limited	-	-	-	(0.28)	-	-	-	(0.50)	(0.50)
Watco Trading Private Limited	-	-	-	(115.70)	-	-	-	(115.70)	(115.70)
Watco Engineering Private Limited	-	-	-	(23.40)	-	-	-	(23.40)	(23.40)
Nitico Sales Corporation Delhi	-	-	-	-	-	-	-	(0.02)	(0.02)
Nitico Tiles Sales Corporation	-	-	-	-	-	-	-	(0.23)	(0.23)
Northern India Tiles Sales Corporation	-	-	-	(1.73)	-	-	-	(1.73)	(1.73)
Ajay Bakshi	-	-	-	-	-	-	(0.05)	-	(0.05)
Santosh Shet	-	-	-	-	-	-	(0.05)	-	(0.05)
Harsh Kedia	-	-	-	-	-	-	(0.05)	-	(0.05)
Priyanka Agarwal	-	-	-	-	-	-	(0.05)	-	(0.05)
Geeta Shah	-	-	(0.12)	-	-	-	(0.00)	-	(0.00)
Chaandnee Wasan	-	-	(0.35)	-	-	-	0.52	-	0.52
Sitanshu Satapathy	-	-	(0.03)	-	-	-	-	-	-
Dhiviyang Chheda	-	-	3.85	-	-	-	(0.77)	-	(0.77)
Anikaa Pradip Wasan	-	-	(0.51)	-	-	-	(0.40)	-	(0.40)
Fineone Multitrade Pvt Ltd	-	435.82	-	-	-	-	-	435.82	435.82
Deepak Thengal	-	-	(0.15)	-	-	-	-	-	-
JMI Financial Asset Reconstruction Company Ltd	-	(94,395.73)	-	-	-	-	-	(86,082.26)	(86,082.26)
<b>Guarantee Received</b>									
Promoter Group	94,395.73	-	-	-	86,082.26	-	-	-	86,082.26

# As at 31st March, 2024 the shareholding of the Holding Company in New Vardhman Vitrified Private Limited (NVVPL) is 49%. The Holding Company has no influence over NVVPL or its KMP nor controls the composition of its Board

## NOTES ON THE CONSOLIDATED FINANCIAL STATEMENTS FOR THE YEAR ENDED 31<sup>ST</sup> MARCH, 2024

### 35 Employee benefit plans

#### a) Defined Contribution Plans

Retirement benefits in the form of provident fund, superannuation fund and national pension scheme are defined contribution schemes. The Holding Company's contribution to the provident fund, superannuation fund and national pension scheme is Rs.201.60 Lakhs for the year ended 31st March 2024 (31st March 2023 Rs. 199.90 Lakhs) [Refer Note 28]

#### b) Defined benefit Plan

The Holding Company has an obligation towards gratuity, a defined benefit retirement plan covering eligible employees. The plan provides for lump sum payment to vested employees at retirement, death while in employment or on termination of the employment of an amount equivalent to 15 days payable for each completed year of service or part thereof in excess of six months in terms of Gratuity scheme of Company or as per payment of the Gratuity Act, whichever is higher. Vesting occurs upon completion of five years of service. The Gratuity plan for the Holding Company is a defined benefit scheme where annual contributions are deposited to an insurer to provide gratuity benefits by taking a scheme of Insurance, whereby these contributions are transferred to the insurer. The Holding Company makes provision of such gratuity asset/liability in the books of accounts on the basis of actuarial valuation as per the projected unit credit method. Plan assets also include investments and bank balances used to deposit premiums until due to the insurance company.

The actuarial valuation of plan assets and the present value of defined benefit obligation were carried out at March 31, 2024 by the certified actuarial valuer. The present value of the defined benefit obligation, related current service cost and past service cost were measured.

#### A. Movements in present value of defined benefit obligation

	(Rs. in Lakhs)	
	<b>31-Mar-24</b>	<b>31-Mar-23</b>
Defined benefit obligation at the beginning of the year	449.56	765.42
Current Service Cost	47.76	48.62
Interest Expense or Cost	32.89	48.19
Past Service Cost	-	-
Benefits paid	(52.21)	(329.80)
Actuarial (gain)/ loss	0.15	(82.87)
<b>Defined benefit obligation at the end of the year</b>	<b>478.15</b>	<b>449.56</b>

#### B. Movements in the fair value of plan assets

	(Rs. in Lakhs)	
	<b>31-Mar-24</b>	<b>31-Mar-23</b>
Fair value of plan assets at the beginning of the year	284.89	486.59
Investment income	20.84	30.63
Contribution by employer	216.18	150.04
Benefits paid	(52.21)	(329.80)
Return on Plan Assets, excluding amount recognised in net interest expense	8.68	(52.58)
Expected Interest Income on plan assets	-	-
<b>Fair value of plan assets at the end of the year</b>	<b>478.38</b>	<b>284.89</b>

#### C. Amount recognized in the balance sheet

	(Rs. in Lakhs)	
	<b>31-Mar-24</b>	<b>31-Mar-23</b>
Fair value of plan assets	478.38	284.88
Defined benefit obligation	478.15	449.56
Net Asset/ (Liability) recognised in the Balance Sheet	0.23	(164.68)
Effects of Asset Ceiling, if any	-	-
<b>Amount recognised in the Balance Sheet</b>	<b>0.23</b>	<b>(164.68)</b>

## NOTES ON THE CONSOLIDATED FINANCIAL STATEMENTS FOR THE YEAR ENDED 31<sup>ST</sup> MARCH, 2024

### D. Amount recognised in Statement of Profit and Loss

	(Rs. in Lakhs)	
	<b>31-Mar-24</b>	<b>31-Mar-23</b>
Current service cost	47.76	48.62
Past service cost	-	-
Net Interest Cost /(Income) on the Net Defined Benefit Liability /(Asset)	12.05	17.55
<b>Amount recognised in Statement of Profit and Loss</b>	<b>59.81</b>	<b>66.17</b>

### E. Amount recognised in Other Comprehensive Income:

	(Rs. in Lakhs)	
	<b>31-Mar-24</b>	<b>31-Mar-23</b>
Actuarial changes arising from changes in demographic assumptions	(10.63)	2.46
Actuarial changes arising from changes in financial assumptions	2.48	(19.44)
Experience adjustments	8.30	(65.90)
Return on plan assets, excluding amount recognized in net interest expense	(8.68)	52.58
<b>Amount recognised in Other Comprehensive Income</b>	<b>(8.53)</b>	<b>(30.30)</b>

### F. The major categories of plan assets of the fair value of the total plan assets are as follows:

	<b>31-Mar-24</b>	<b>31-Mar-23</b>
Investment Details	Funded	Funded
Funds managed by Insurer	<b>100%</b>	<b>100%</b>

### G. The principal assumptions used in determining gratuity liability for the Company's plans are shown below:

	<b>31-Mar-24</b>	<b>31-Mar-23</b>
Discount rate (per annum)	7.15%	7.30%
Salary growth rate (per annum)	6.00%	6.00%
Retirement age	60 for PI employees and 58 for rest of the employees	60 for PI employees and 58 for rest of the employees

## NOTES ON THE CONSOLIDATED FINANCIAL STATEMENTS FOR THE YEAR ENDED 31<sup>ST</sup> MARCH, 2024

### H. A quantitative sensitivity analysis for significant assumption as at 31 March 2024 is as shown below:

	(Rs. in Lakhs)	
	<b>31-Mar-24</b>	<b>31-Mar-23</b>
Defined Benefit Obligation (Base)	478.15	449.56

Gratuity Plan	31-Mar-24		31-Mar-23	
	Decrease	Increase	Decrease	Increase
Discount Rate (- / + 1%) (% change compared to base due to sensitivity)	509.50 6.60%	450.28 -5.80%	465.67 3.60%	434.53 -3.30%
Salary Growth Rate (- / + 1%) (% change compared to base due to sensitivity)	451.13 -5.70%	507.88 6.20%	434.85 -3.30%	469.50 3.40%
Attrition Rate (- / + 50% of attrition rates) (% change compared to base due to sensitivity)	472.07 -1.30%	482.28 0.90%	442.89 -1.50%	451.28 0.40%
Mortality Rate (- / + 10% of mortality rates) (% change compared to base due to sensitivity)	478.06 0.00%	478.24 0.00%	449.52 0.00%	449.59 0.00%

Please note that the sensitivity analysis presented above may not be representative of the actual change in the defined benefit obligation as it is unlikely that the change in assumptions would occur in isolation of one another as some of the assumptions may be correlated.

The following payments are expected contributions to the defined benefit plan in future years (In absolute terms i.e. undiscounted)

	(Rs. in Lakhs)	
	<b>31-Mar-24</b>	<b>31-Mar-23</b>
Within the next 12 months (next annual reporting period)	119.78	148.07
Between 2 and 5 years	164.17	256.18
Between 6 and 10 years	237.40	1,452.51
Beyond 10 years	301.07	49.80

### 36. Disclosure pursuant to Ind AS 108 “Operating Segment”

The Group’s operating segments are established on the basis of those components of the group that are evaluated regularly by the Executive Committee (the ‘Chief Operating Decision Maker’ as defined in Ind AS 108 - ‘Operating Segments’), in deciding how to allocate resources and in assessing performance. These have been identified taking into account nature of products and services, the differing risks and returns and the internal business reporting systems.

The Group has two principal operating and reporting segments; viz. Tiles and related products and Real Estate.

The accounting policies adopted for segment reporting are in line with the accounting policy of the Group with following additional policies for segment reporting.

- Revenue and Expenses have been identified to a segment on the basis of relationship to operating activities of the segment. Revenue and Expenses which relate to enterprise as a whole and are not allocable to a segment on reasonable basis have been disclosed as “Unallocable”.
- Segment Assets and Segment Liabilities represent Assets and Liabilities in respective segments. Investments, tax related assets and other assets and liabilities that cannot be allocated to a segment on reasonable basis have been disclosed as “Unallocable”.

## NOTES ON THE CONSOLIDATED FINANCIAL STATEMENTS FOR THE YEAR ENDED 31<sup>ST</sup> MARCH, 2024

### A. Business Segment:

	(Rs. in Lakhs)	
	As at March 31, 2024	As at March 31, 2023
<b>1. Net sales / Income from operations</b>		
- Tiles and other related products	32,298.94	38,161.08
- Real estate	223.33	208.32
<b>Total Revenue</b>	<b>32,522.27</b>	<b>38,369.41</b>
<b>2. Segment results</b>		
- Tiles and other related products	(6,607.11)	(8,049.99)
- Real estate	(596.00)	(193.58)
<b>Total Segment Profit/(Loss)</b>	<b>(7,203.11)</b>	<b>(8,243.57)</b>
- Interest and other financial cost	9,552.78	7,335.29
- Other Income	486.01	454.61
<b>Profit /(Loss) Before Tax</b>	<b>(16,269.88)</b>	<b>(15,124.25)</b>
Provision for Tax	(27.31)	0.80
<b>Profit /(Loss) After Tax</b>	<b>(16,297.19)</b>	<b>(15,125.05)</b>

### Capital Employed

	(Rs. in Lakhs)			
	Segment Asset		Segment Liabilities	
	As at March 31, 2024	As at March 31, 2023	As at March 31, 2024	As at March 31, 2023
- Tiles and other related products	51,373.92	58,514.22	28,035.71	29,633.84
- Real estate	21,208.06	22,835.49	1,450.79	572.87
- Unallocated/ Corporate	446.42	439.78	96,483.40	88,234.26
<b>Total Capital Employed</b>	<b>73,028.40</b>	<b>81,789.50</b>	<b>1,25,969.90</b>	<b>1,18,440.97</b>

### B. Geographical Segment:

Geographical revenues are segregated based on the revenue of the respective clients.

	(Rs. in Lakhs)					
	India		Rest of the world		Total	
	Year ended March 31, 2024	Year ended March 31, 2023	Year ended March 31, 2024	Year ended March 31, 2023	Year ended March 31, 2024	Year ended March 31, 2023
Segment revenue	29,129.84	33,650.40	3,392.43	4,719.00	32,522.27	38,369.41
Carrying cost of Segment assets	73,028.40	81,789.50		-	73,028.40	81,789.50
Addition to Property, Plant and Equipment	88.26	29.64	-	-	88.26	29.64

## NOTES ON THE CONSOLIDATED FINANCIAL STATEMENTS FOR THE YEAR ENDED 31<sup>ST</sup> MARCH, 2024

### 37. Share based payments

Nitco Limited Employee Stock Option scheme (the 'scheme') was approved by the shareholders of the Holding Company on 30th March, 2019. The scheme entitles employees of the Holding Company to purchase shares in the Holding Company at the stipulated exercise price, subject to compliance with vesting conditions. A description of the share based payment arrangement of the Company is given below:

Particulars	Nitco limited Employee Stock Option Plan
Exercise Price	Rs. 39.55
Vesting conditions	2,78,000 options 12 months after the grant date ('First vesting')
	2,78,000 options 24 months after the grant date ('Second vesting')
	2,78,000 options 36 months after the grant date ('Third vesting')
	2,78,000 options 48 months after the grant date ('Fourth vesting')
Exercise period	Stock options can be exercised within a period of 4 years from grant
Number of share options granted	No share options granted during FY: 2023-24
Method of settlement	Equity

Stock options will be settled by issue of equity shares. As per the Plan, holders of vested options are entitled to purchase one equity share for every option at an exercise price of Rs.39.55 per option

The number and weighted average exercise price of share options are as follows:

Particulars	Number of options	Weighted average exercise price per option
<b>At 1 April 2022</b>	<b>2,92,000</b>	<b>39.55</b>
Granted during the year	-	-
Forfeited during the year	80,000	39.55
Exercised during the year	-	-
<b>At 31 March 2023</b>	<b>2,12,000</b>	<b>39.55</b>
<b>Exercisable as at 31 March 2023</b>	<b>1,59,000</b>	<b>39.55</b>
At 1 April 2023	<b>2,12,000</b>	<b>39.55</b>
Granted during the year	-	-
Forfeited during the year	-	-
Exercised during the year	-	-
<b>At 31 March 2024</b>	<b>2,12,000</b>	<b>39.55</b>
<b>Exercisable as at 31 March 2024</b>	<b>2,12,000</b>	<b>39.55</b>
<b>Weighted average remaining contractual life (in years)</b>	<b>-</b>	<b>-</b>

The total amount to be expensed over the vesting period is determined by reference to the fair value of the options granted. The fair values of options granted were determined using Black-Scholes option pricing model that takes into account factors specific to the share incentive plans. Expected volatility has been determined by reference to the average volatility for comparable companies for corresponding option term.

Grant Date	03 April 2019	08 July 2019	12 March 2020
Vesting Date	02 April 2023	07 July 2023	11 March 2024
Fair value of option at grant date (In Rs.)	0.13	0.13	0.13
Exercise price (In Rs.)	39.55	39.55	39.55
Expected volatility of returns	9.97%	9.97%	9.97%
Weighted year contractual life in years	0.32	0.32	0.32
Risk Free Interest Rate	6.14%	6.14%	6.14%

**NOTES ON THE CONSOLIDATED FINANCIAL STATEMENTS** FOR THE YEAR ENDED 31<sup>ST</sup> MARCH, 2024**38. Commitments & Contingencies****(a) Commitments**

Estimated amount of contracts remaining to be executed on capital account and not provided for (net of advances) as 31 March 2024 are Rs. 7.03 Lakhs (31 March 2023 - Rs. 0.04 Lakhs).

**(b) Contingent Liabilities**

		(Rs. in Lakhs)	
		<b>As at March 31, 2024</b>	<b>As at March 31, 2023</b>
a)	Bank Guarantee given by the Holding company	3,768.56	3,765.56
b)	Demands against the Holding Company not acknowledged as debts and not provided for against		
i.	Penalty levied by DGFT, Delhi (refer to note (ii) below)	16,980.00	16,980.00
ii.	Demand order for unearned income (refer to note (iii) below)	-	5,105.88
iii.	In respect of Value added tax, Service Tax, GST, Custom Duty and Income Tax Demands pending before various authorities and in dispute (Gross)	3,678.61	4,507.06
c)	Legal matters	483.37	337.27
d)	Estimated amount of interest on loan which is not provided in the books (refer note v below)	2,850.65	2,639.43

- i. It is not practicable to estimate the timing of cash outflows, if any, in respect of matters at (a) to (d) above pending resolution of the arbitration/appellate proceedings.
- ii. The Additional Director General Foreign Trade (ADGFT) had levied penalty of Rs. 17,000 lakhs for irregular / non fulfilment of export obligation and the same has been confirmed by the Appellate Bench of DGFT, New Delhi. The company has been advised that the order is bad in law and accordingly has agitated the matter before the appropriate forum. No provision has been made in the Accounts for the same.
- iii. Pursuant to scheme of amalgamation sanctioned by the Hon'ble Bombay High Court with Particle Board India Limited during 2011, a land parcel situated at Kanju Marg, held by Particle Board India Limited was transferred to the Company. Revenue department has raised a demand for unearned income in this regard. The company has filed a writ petition with the Hon'ble Bombay High Court in respect of same and the writ is pending for hearing. Stay was granted on 26th March, 2018. However same was confirmed as interim relief by order dated 09th September, 2019. . During the year the Company has received an order from the Revenue Department quashing this demand in favour of the Company.
- iv. In 2018, the Company had received sanction from JM Financial Asset Reconstruction Company Limited ("JMFARC") for restructuring of Company's debt vide a Restructuring Agreement dated 27th March, 2018 entered between the Company and JMFARC.

In accordance with the terms of the Restructuring agreement, the Company was obligated to ensure repayment of the Restructured Facilities, along with interest thereon in the manner specified in the Restructuring Agreement. Upon failure to ensure repayment of restructured facilities, JMFARC shall have an absolute right to revoke the reliefs and concessions granted in the Restructuring agreement.

The Company had committed default in ensuring the repayments of the restructuring facility. On 19th September, 2022 JMFARC has revoked the restructuring of existing facilities (excluding the NCD and RPS facility) and the dues amounting to Rs. 2,42,762.93 Lakhs has been reinstated, however as per books of accounts the loans are not reinstated and the balance as at 31st March, 2024 is Rs. 74,395.73 Lakhs.

The Company was in the process of negotiating with the JMFARC for the restructuring of its facilities. On 20th April, 2024 the Company has received communication from JMFARC notifying the Company that pursuant to the Assignment Agreement dated 20th April, 2024, JMFARC has assigned the financial assets of the Company together with all underlying rights, titles, interests, securities, guarantees etc. thereof in favour of Authum Investment & Infrastructure Limited ("AIIL")



## NOTES ON THE CONSOLIDATED FINANCIAL STATEMENTS FOR THE YEAR ENDED 31<sup>ST</sup> MARCH, 2024

As informed by AILL to Company, all NCLT/DRT proceeding against the Company initiated by JMFARC would get substituted by AILL in the due course.

Pending further negotiations, no adjustment is made in the books of accounts.

NCLT proceedings:

The Company had received an email on 15th November, 2022 from JM Financial Asset Restructuring Company Limited (acting in its capacity as trustee of JMFARC-LVB Ceramics September 2014- Trust) – Financial Creditor w.r.t. filing of Application under Section 7 of Insolvency and Bankruptcy Code, 2016 read with Rule 4 of the Insolvency and Bankruptcy (Application to Adjudicating Authority) Rules, 2016 with National Company Law Tribunal (NCLT) to initiate corporate insolvency resolution process (CIRP). The aforesaid application is numbered as C.P. (IB)/1308(MB)2022. The application is listed on the NCLT under cause list and the petition is at Pre-admission/ not admitted stage.

JMFARC has also filed the CIRP against Corporate Guarantors namely Melisma finance and Trading Pvt.Ltd ( Erstwhile named as Aurella Estate and Investments Pvt. Ltd )entity having significant influence over the Company), Nitco Realities Pvt. Ltd. (Subsidiary) and Meghdoot Properties Pvt. Ltd., Feel Better Housing Pvt. Ltd., Maxwealth Properties Private Limited, Silver-Sky Real Estate Pvt. Ltd. (4 step-down Subsidiaries). The petition is at Pre-admission/ not admitted stage.

The Company is taking appropriate legal advice and will take all appropriate steps to protect its interest in the aforesaid matter. The Company has filed a reply with Hon'ble NCLT citing appropriate defence.

DRT Proceedings:

The Company had received an email on 9th January, 2023 from Applicant JM Financial Asset Restructuring Company Limited (acting in its capacity as trustee of JMFARC-Corporation Bank Ceramics September 2015- Trust) w.r.t. filing of Miscellaneous Application (MA) under Securitisation and Reconstruction of Financial Assets and Enforcement of Security Interest Act to initiate recovery proceedings. By way of the aforesaid MA, the Applicant is praying issuance of Recovery Certificate of Rs.7,354.43 Lakhs due as on 29th June, 2015 along with interest @14.45 per cent per annum compounded with monthly rests. The aforesaid application was numbered as Misc. Application No. 4 of 2023.

The Hon'ble Debt Recovery Tribunal – I, Mumbai, after hearing both the sides, finally reserved the Order on 3rd November, 2023 against the Company. On 9th January, 2024 The Hon'ble Debt Recovery Tribunal-I uploaded the

Order allowing the Miscellaneous Application and issued Recovery Certificate to the tune of Rs. 7,354.43 Lakhs and stated this would be reduced by Rs. 215.61 Lakhs which has already been deposited by the Company.

For future course of action, the Company understands from its legal counsels that the Remedy to file Appeal in Debt Recovery Appellate Tribunal shall be preferred within reasonable time which triggers once the certified true copy of the order is received by the Company from the Court. The Company through its Advocate has applied for certified true copy of the aforesaid DRT Order on 4th January, 2024 . The Company has yet not received the certified true copy of the said Order.

The Company as Appellant is contemplating and exploring all other legal options to stay the aforesaid DRT Order. Pending finality on the matter, no further adjustment is made on the books of accounts.

The Company is actively pursuing various avenues to raise additional funds to continue its Business Operations and monetisation of assets towards potential settlement of loan held now by AILL and Life Insurance Corporation ("Existing Lenders").

The NCLT matter with regard to the Company and related entities is now listed for hearing on various dates of June, 2024.

- v. Restructuring of Company's debt (excluding debts of LIC) was approved by JMFARC on January 23, 2018. The Company is negotiating with LIC for restructuring of its facility (principal outstanding Rs. 1,887.26 Lakhs as on 31.03.2024) on terms similar to restructuring done by JMFARC. Pending negotiations with LIC, no further adjustments , especially the provision of interest amounting to Rs 2,850.65 Lakhs is not made.

**NOTES ON THE CONSOLIDATED FINANCIAL STATEMENTS** FOR THE YEAR ENDED 31<sup>ST</sup> MARCH, 2024**39. Capital Management**

Capital of the Group, for the purpose of capital management, include issued equity capital, securities premium and all other equity reserves attributable to the equity holders of the Group. The primary objective of the Group's capital management is to maximise shareholders value.

The funding requirement is met through a mixture of equity, internal accruals, long term borrowings and short-term borrowings. The Group monitors capital using gearing ratio, which is debt divided by total capital plus debt.

		(Rs. in Lakhs)	
		<b>As at March 31, 2024</b>	<b>As at March 31, 2023</b>
Debt	A	97,112.61	87,972.16
Cash & cash equivalent	B	730.52	1,122.89
Net Debt	C=(A-B)	96,382.09	86,849.28
Equity	D	(52,941.50)	(36,651.47)
Net Debt to Equity ratio *	E=(C/D)	-	-

\* Adverse capital gearing ratio reflects increase in equity on account of losses earned during the year.

**40. Financial instruments**

The fair value of financial assets and liabilities are included at the amount at which the instrument could be exchanged in a current transaction between the willing parties, other than in a forced or liquidation sale.

The following methods and assumptions have been used to estimate the fair values:

Fair value of cash and short-term deposits, trade and other short term receivables, trade payables, other current liabilities, short term loans from banks and other financial institutions approximate their carrying amounts largely due to the short term maturities of these instruments

Financial Instruments with fixed and variable interest rates are evaluated by the Group based on parameters such as interest rate and individual credit worthiness of the counterparty. Based on this evaluation, allowances are taken to account for the expected losses of these receivables.

**Fair value hierarchy**

**Level 1** - Quoted prices (unadjusted) in active markets for identical assets or liabilities.

**Level 2** - Inputs other than quoted prices included within Level 1 that are observable for the asset or liability, either directly (i.e. as prices) or indirectly (i.e. derived from prices)

**Level 3** - Inputs for the assets or liabilities that are not based on observable market data (unobservable inputs).

There is no fair valuation of financial instruments.

The carrying values of the financial instruments by categories were as follows:

		(Rs. in Lakhs)			
		<b>March 31, 2024</b>		<b>March 31, 2023</b>	
		<b>Carrying Value</b>	<b>Fair Value</b>	<b>Carrying Value</b>	<b>Fair Value</b>
<b>Financial assets at amortised cost:</b>					
Cash and cash equivalents (Refer Note 10)		730.52	730.52	1,122.89	1,122.89
Trade Receivables (Refer Note 9)		3,723.86	3,723.86	7,398.94	7,398.94
Loans (Refer Note 11)		961.41	961.41	2,028.53	2,028.53
Other Financial Assets (Refer Note 12)		50.04	50.04	60.67	60.67
<b>Total</b>		<b>5,465.82</b>	<b>5,465.82</b>	<b>10,611.03</b>	<b>10,611.03</b>
<b>Financial assets at fair value through Statement of Profit and Loss</b>					
Investments		-	-	-	-
<b>Financial liabilities at amortised cost:</b>					
Trade Payables (Refer note 20)		15,809.09	15,809.09	15,922.28	15,922.28

## NOTES ON THE CONSOLIDATED FINANCIAL STATEMENTS FOR THE YEAR ENDED 31<sup>ST</sup> MARCH, 2024

(Rs. in Lakhs)

	March 31, 2024		March 31, 2023	
	Carrying Value	Fair Value	Carrying Value	Fair Value
Other Financial Liabilities (Refer Note 21)	3,001.56	3,001.56	2,340.15	2,340.15
Borrowings (Refer Note 16 & 16.1)	97,112.61	97,112.61	87,972.16	87,972.16
Lease Liabilities (Refer Note 17)	186.87	186.87	208.97	208.97
<b>Total</b>	<b>1,16,110.14</b>	<b>1,16,110.14</b>	<b>1,06,443.57</b>	<b>1,06,443.57</b>
<b>Financial liabilities at fair value through Statement of Profit and Loss</b>	Nil	Nil	Nil	Nil

### 41. Financial risk management objectives

Market risk is the risk of loss of future earnings, fair values or future cash flows that may result from a change in the price of a financial instrument. The value of a financial instrument may change as a result of changes in the interest rates, foreign currency exchange rates, equity prices and other market changes that affect market risk sensitive instruments. Market risk is attributable to all market risk sensitive financial instruments including investments and deposits, foreign currency receivables, payables and loans and borrowings.

The Group's principal financial liabilities comprise of loan from banks and financial institutions, finance lease obligations and trade payables. The main purpose of these financial liabilities is to raise finance for the operations of the Group. The Group has various financial assets such as trade receivables, cash and short term deposits, which arise directly from its operations.

The main risks arising from Group's financial instruments are foreign currency risk, interest rate risk, credit risk and liquidity risk. The Board of Directors review and agree policies for managing each of these risks.

#### i. Foreign currency risk:

The Group does not have material revenue from overseas operations. However, the group makes imports of Raw material and capital goods. Further the Group holds monetary assets in the form of investments in currency other than its functional currency i.e. Indian Rupee. Foreign currency risk, as defined in Ind AS 107, arises as the value of future transactions, recognised monetary assets and monetary liabilities denominated in other currencies fluctuate due to changes in foreign exchange rates.

While the Group has direct exposure to foreign exchange rate changes on the price of non-Indian Rupee-denominated securities and borrowings. For that reason, the below sensitivity analysis may not necessarily indicate the total effect on the Group's net assets attributable to holders of equity shares of future movements in foreign exchange rates. The above risks may affect the Group's income and expenses, or the value of its financial instruments. The objective of management of market risk is to maintain this risk within acceptable parameters, while optimising returns. The following tables demonstrate the sensitivity to a reasonably possible change in foreign exchange rates, with all other variables held constant.

(Rs. in Lakhs)

	31-Mar-24		31-Mar-23	
	Foreign currency	Indian currency	Foreign currency	Indian currency
<b>Foreign trade payables</b>				
AED	1.01	23.72	1.01	18.41
USD	4.14	350.94	0.02	10.21
EUR	-	0.16	0.00	0.67
Borrowing	-	-	-	-
<b>Foreign trade receivables</b>				
GBP	0.03	3.61	-	-
AUD	0.00	0.08	0.00	0.07
USD	2.73	223.73	2.71	223.63

	% Change in foreign currency rate	Effect on profit / (Loss) before tax					Total
		USD	EUR	AED	GBP	AUD	
<b>As at 31 March 2024</b>	5%	(6.36)	(0.01)	(1.19)	0.18	0.00	(7.38)
	-5%	6.36	0.01	1.19	(0.18)	(0.00)	7.38
<b>As at 31 March 2023</b>	5%	10.67	(0.03)	(0.92)	-	0.00	9.72
	-5%	(10.67)	0.03	0.92	-	(0.00)	(9.72)

**NOTES ON THE CONSOLIDATED FINANCIAL STATEMENTS** FOR THE YEAR ENDED 31<sup>ST</sup> MARCH, 2024**ii. Interest Rate Risk**

The Group is exposed to interest rate risk because the Group borrows funds at both fixed and floating interest rates. Interest rate risk can be either fair value interest rate risk or cash flow interest rate risk. Fair value interest rate risk is the risk of changes in fair values of fixed interest bearing investments because of fluctuations in the interest rates, in cases where the borrowings are measured at fair value through Statement of Profit and Loss. Cash flow interest rate risk is the risk that the future cash flows of floating interest bearing investments will fluctuate because of fluctuations in the interest rates.

**Exposure to Interest Rate Risk**

Interest rate risk of the Group arises from borrowings. The Group endeavour to adopt a policy of ensuring that maximum of its interest rate risk exposure is at fixed rate. The Group's interest-bearing financial instruments are reported as below:

	(Rs. in Lakhs)	
	<b>As at March 31, 2024</b>	<b>As at March 31, 2023</b>
Fixed Rate Borrowings	97,112.61	87,972.16
Floating Rate Borrowings	-	-
<b>Total Borrowing</b>	<b>97,112.61</b>	<b>87,972.16</b>

**Interest rate sensitivity analysis**

The sensitivity analysis below have been determined based on the exposure to interest rates for non-derivative instruments at the end of the reporting period. For floating rate liabilities, the analysis is prepared assuming the amount of the liability outstanding at the end of the reporting period was outstanding for the whole year.

A 50 basis point increase or decrease is used for the purpose of sensitivity analysis.

If interest rates had been 50 basis points higher/lower and all other variables were held constant, the Group's profit/(loss) before tax for the year ended March 31, 2024 would decrease/increase by NIL (for the year ended March 31, 2023: decrease/increase by NIL)

**iii. Credit risk**

The Group directly reduces the gross carrying amount of a financial asset when the Group has no reasonable expectations of recovering a financial asset in its entirety or a portion thereof. The amounts of financial assets are net of an allowance for doubtful accounts, estimated by the Group and based, in part, on the age of specific receivable balance and the current and expected collection trends. As such, in addition to the age of its Financial Assets, the Group also considers the age of its orders in progress, as well as the existence of any deferred revenue or down payments on orders on the same project or with the same client. The Group has used practical expedient by computing expected credit loss allowance for trade receivable by taking into consideration historical credit loss experience and adjusted for forward looking information. The Group is still pursuing the recovery for the receivable for which allowance made for bad and doubtful debts.

Ageing of current trade receivables (Note 9) considered by the Management for this purpose are as under:

	(Rs. in Lakhs)	
	<b>As at March 31, 2024</b>	<b>As at March 31, 2023</b>
Trade Receivables outstanding for a period exceeding six months from the date they are due for payment	981.82	925.11
Other trade receivables	2,742.04	6,473.84
	<b>3,723.86</b>	<b>7,398.94</b>

In addition the Group is exposed to credit risk in relation to the maximum related party credit exposure at March 31, 2024 on account of carrying amount of loans /advances /deposit, trade and other receivables and guarantees is disclosed in note 34 on related party transactions. Based on the creditworthiness of the related parties, financial strength of related parties and its parents and past history of recoveries from them, the credit risk is mitigated. Credit risk relating to unrelating parties is minimised as the Group deals only with reputed parties.

Cash and cash equivalents are held with reputable and credit-worthy banks.

## NOTES ON THE CONSOLIDATED FINANCIAL STATEMENTS FOR THE YEAR ENDED 31<sup>ST</sup> MARCH, 2024

### iv. Liquidity risk

Ultimate responsibility for liquidity risk management rests with the Board of Directors, which has built an appropriate liquidity risk management framework for the management of the Group's short, medium and long-term funding and liquidity management requirements. The Group manages liquidity risk by maintaining adequate reserves, banking facilities by continuously monitoring forecast and actual cash flows and matching the maturity profiles of financial assets and liabilities.

#### Liquidity table:

The following tables detail the Group's remaining contractual maturity for its financial liabilities. The tables have been drawn up based on the cash flows of financial liabilities based on the earliest date on which the Group can be required to pay:

(Rs. in Lakhs)

	On demand	< 1 year	1 – 3 years	3 - 5 years	> 5 years	Total
<b>As at 31-Mar-24</b>						
Borrowings	829.62	76,282.99		8,750.00	11,250.00	97,112.61
Trade payables	-	12,859.04	1,322.76	1,627.28	-	15,809.08
Other financial liabilities	1,586.06	1,415.50	-	-	-	3,001.56
Lease Liabilities	-	128.41	58.46	-	-	186.87
<b>Total</b>	<b>2,415.68</b>	<b>90,685.94</b>	<b>1,381.22</b>	<b>10,377.28</b>	<b>11,250.00</b>	<b>1,16,110.12</b>
<b>As at 31-Mar-23</b>						
Borrowings		67,972.16	-		20,000.00	87,972.16
Trade payables	-	13,951.60	243.92	1,726.75	-	15,922.28
Other financial liabilities	863.69	1,476.46	-	-	-	2,340.15
Lease Liabilities	-	102.58	106.40	-	-	208.97
<b>Total</b>	<b>863.69</b>	<b>83,502.80</b>	<b>350.32</b>	<b>1,726.75</b>	<b>20,000.00</b>	<b>1,06,443.56</b>

### 42. Details of significant changes in key financial ratios

Sr. no	Ratio Analysis	Numerator	Denominator	31-Mar-24	31-Mar-23	Variance
1	Current Ratio	Current Assets	Current Liabilities	0.34	0.43	-20.2%
2	Debt Equity Ratio	Debt	Shareholder's Equity	(1.83)	(2.40)	-23.6%
3	Debt Service Coverage Ratio	Net Operating Income	Debt Service	(0.05)	(0.07)	-30.5%
4	Return on Equity Ratio*	Profit for the period	Avg. Shareholders Equity	NA	NA	NA
5	Inventory Turnover Ratio	Cost of Goods sold	Average Inventory	4.19	4.69	-10.7%
6	Trade Receivables Turnover Ratio	Net Credit Sales	Average Trade Receivables	5.85	4.50	30.0%
7	Trade Payables Turnover Ratio	Total Purchases	Average Trade Payables	1.84	2.78	-33.7%
8	Net Capital Turnover Ratio	Net Sales	Average Working Capital	(0.52)	(0.69)	-24.4%
9	Net Profit Ratio*	Net Profit	Net Sales	NA	NA	NA
10	Return on Capital employed*	EBIT	Capital Employed	NA	NA	NA
11	Return on Investment	Return/Profit/Earnings	Investment	NA	NA	NA

Current Ratio : Deterioration on account of current years accrued interest in borrowings

Debt Equity Ratio: Deterioration on account of accumulation of current year net loss in equity.

Debt Service Coverage Ratio: Deterioration on account of current years accrued interest in borrowings

Trade Receivables Turnover Ratio: Improvement on account improved realisation from trade receivables.

Trade Payables Turnover Ratio: Deterioration is on account of increase in trade payable.

Net Capital Turnover Ratio: Deterioration on account of increase in current maturity of long term debts.

\* Not Applicable ("NA") as the group has incurred losses in current & previous financial year.

**NOTES ON THE CONSOLIDATED FINANCIAL STATEMENTS** FOR THE YEAR ENDED 31<sup>ST</sup> MARCH, 2024**43. Additional regulatory information required by Schedule III of Companies Act, 2013**

## I. Utilisation of Borrowed funds and share premium:

A) During the year the Group has not advanced or loaned or invested funds to any other person(s) or entity (ies), including foreign entities (Intermediaries) with the understanding that the Intermediary shall:

- a) Directly or indirectly lend or invest in other persons or entities identified in any manner whatsoever by or on behalf of the Group (Ultimate Beneficiaries) or
- b) Provide any guarantee, security or the like to or on behalf of the ultimate beneficiaries.

During the year the Group has not received any fund from any person(s) or entity (ies), including foreign entities (Funding Party) with the understanding (whether recorded in writing or otherwise) that the Group shall

- a) Directly or indirectly lend or invest in other persons or entities identified in any manner whatsoever by or on behalf of the Funding Party (Ultimate Beneficiaries) or
- b) Provide any guarantee, security or the like on behalf of the ultimate beneficiaries

B) The Group has not granted any loans or advances in the nature of loans repayable on demand during the year. However, the Group has given loan to Nitco Realities Private Limited (“NRPL”) without specifying any terms or period of repayment in earlier years. The balance as at the year-end of such loan is as under

(Rs. in Lakhs)

Description	Related parties
The aggregate amount of loans/ advances in nature of loans	-
loans/ advances in nature of loans (A)	-
The agreement does not specify any terms or period of repayment (B)	-
There is no agreement ( C )	4,641
Total (A+B+C)	4,641
Percentage of loans/ advances in nature of loans to the total loans	100%

II. No proceedings have been initiated on or are pending against the Group for holding benami property under the Benami Transactions (Prohibition) Act, 1988 (45 of 1988) and Rules made thereunder.

III. The Group has not been declared wilful defaulter by any bank or financial institution or other lender in accordance with the guidelines on wilful defaulters issued by the Reserve Bank of India.

IV. The Group has not revalued its property, plant and equipment (including right-of-use assets) or other intangible assets or both during the year.

V. The Group has not recorded any transactions which are not in the books of accounts and has been surrendered or disclosed as income during the year in the tax assessments under the Income Tax Act, 1961

VI. The Group has not traded or invested in Crypto currency or Virtual Currency during the current and previous financial year.

VII. The Group has not entered into any scheme of arrangement which has an accounting impact on current and previous year.

VIII. During the year no funds raised on short-term basis have been used for long-term purposes by the Group.

IX. The Group has complied with the number of layers prescribed under the Companies Act, 2013

X. There are no charges or satisfactions which are yet to be registered with the Registrar of Companies beyond the statutory period.

## NOTES ON THE CONSOLIDATED FINANCIAL STATEMENTS FOR THE YEAR ENDED 31<sup>ST</sup> MARCH, 2024

### 44. Balance confirmation

Balances of Trade Receivables, Trade Payables, loans and advances, deposits, Borrowings are subject to confirmation and reconciliation. Accounts receivables are net of advances.

### 45. Immovable property not held in the name of Group

(Rs. In Lakhs)						
Relevant line item in the Balance sheet	Description of item of property	Gross carrying value	Title deeds held in the name of	Whether title deed holder is a promoter, director or relative# of promoter*/ director or employee of promoter/director	Property held since which date	Reason for not being held in the name of the company**
Property, Plant and Equipment	Leasehold land at Thane	278.38	Mahalakshmi Tiles and Marble Company Pvt. Ltd.	Company controlled by the relatives of Promoter	31-12-2005	Mahalakshmi Tiles and Marble Company Pvt. Ltd is merged with Nitco tiles Ltd (Holding Company)
Property, Plant and Equipment	Land At Alibaug	0.31	Vilas Kalan & Others	No	25-02-1995	
Property, Plant and Equipment	Land At Alibaug	4.89	Dattatrey Patil & Others	No	28-02-1995	
Property, Plant and Equipment	Land At Alibaug	1.99	Vithal Padu Patil	No	24-11-1995	
Property, Plant and Equipment	Land At Alibaug	3.58	Balaram S Mhatre	No	15-12-1995	Registration of Agreement is under process
Property, Plant and Equipment	Land At Alibaug	2.40	Madhukar Patil	No	12-06-1995	
Property, Plant and Equipment	Land At Alibaug	2.36	Parshuram Posha Patil & Others	No	03-03-1995	
Property, Plant and Equipment	Land At Alibaug	0.32	Namdev Patil & Others	No	03-03-1995	
Inventories – Real Estate	Land At Kanjur Marg	15,000.00	Particle Boards India Limited	No	08-07-2011	Particle Boards India Limited is merged with Nitco Ltd (Holding Company) [Refer note no. 38 (b) (iii)]
Inventories – Real Estate	Lonare	968.83	Vivek Talwar	Yes	2006	Being Agricultural lands, the same is held by the promoter on behalf of the group
Inventories – Real Estate	New Tulsiwadi	423.20	Vivek Talwar	Yes	2006 Onwards	Being Agricultural lands, the same is held by the promoter on behalf of the group



**NOTES ON THE CONSOLIDATED FINANCIAL STATEMENTS** FOR THE YEAR ENDED 31<sup>ST</sup> MARCH, 2024**46. Balances outstanding along with Nature of transaction with struck off companies as per section 248 of the Companies Act, 2013**

(Rs. In Lakhs)

Name of Struck off Company	Nature of Transaction with Struck off Company	Balance outstanding as at 31/03/24	Balance outstanding as at 31/03/2023	Relationship with the Struck off Company if any
BASSAN ENGINEERING CONST. P. L.	Trade payables	(0.22)	(0.22)	Not Applicable
BLUE OCEAN SHIPPING AGENCIES (I)	Other Advances	1.05	1.05	Not Applicable
Mayash Space Designs Pvt. Ltd.	Trade Receivables	137.22	201.16	Not Applicable
Maruthi Granito India Pvt Ltd	Trade Receivables	36.01	36.40	Not Applicable
SEALINKERS Pvt. Ltd.	Trade payables	-	(0.28)	Not Applicable
SUNIL TRADING CO.	Other Payables	(0.01)	(0.01)	Not Applicable
Valaya Homes Pvt. Ltd	Trade Receivables	18.55	18.55	Not Applicable
APS INTERIORS PRIVATE LIMITED	Other Payables	-	(0.03)	Not Applicable
CONCEPT CERAMIC PVT LTD	Trade Receivables	18.41	9.87	Not Applicable
SIDHI GRANITES PRIVATE LIMITED	Trade payables	(0.14)	-	Not Applicable
Bouyant Technology Constellations Pvt Ltd	Trade Receivables	40.32	80.64	Not Applicable
AGAPE ADVERTISING PRIVATE LIMITED	Trade payables	(0.12)	(5.48)	Not Applicable

Note: The above list is based on the information available with the Group.

**47. Lease****I. As a Lessee**

- Lease liability at the present value of the remaining lease payments, discounted using the lessee's incremental borrowing rate for lease as on 31st March, 2024.
- Right-of-use asset at an amount equal to the lease liability, adjusted by the amount of any prepaid or accrued lease payments relating to that lease recognised in the balance sheet
- Practical expedients applied :
 

Group has used the practical expedients permitted by the standard:

  - \* applying a single discount rate to a portfolio of leases with reasonably similar characteristics
  - \* accounting for operating leases with a remaining lease term of less than 12 months or with minimal rent payments as short-term leases
  - \* In case of Leases which are having no lock in period or lease are cancellable with short notice by either party or lessee are not treated as lease for the purpose of IND AS 116.
- The weighted average lessee's interest implicit in the lease has been applied to the lease liabilities was 6.75% pa with maturity between 2019-25.
- The table below describes the nature of the Group's leasing activities by type of right-of-use asset recognised on balance sheet:

Right-of-use assets	No of right-of-use assets leased	Range of remaining term (years)
Godown	2	1 to 2 Years
Office	1	5 to 6 years

## NOTES ON THE CONSOLIDATED FINANCIAL STATEMENTS FOR THE YEAR ENDED 31<sup>ST</sup> MARCH, 2024

(f) Lease payments not recognised as lease liabilities:

	(Rs. In Lakhs)	
	<b>Year ended at 31-Mar-24</b>	<b>Year ended at 31-Mar-23</b>
Expenses relating to short term leases (included in other expenses)	-	-
Expenses relating to leases which can be terminated by either party with 2-3 month notice.	268.20	228.34
<b>Total</b>	<b>268.20</b>	<b>228.34</b>

(g) The total cash outflow for leases for the year ended 31 March 2024 was Rs 155.86 lakhs (previous year Rs. 145.78 lakhs)

	(Rs. In Lakhs)	
<b>Minimum lease payments due</b>	<b>As at 31-Mar-24</b>	<b>As at 31-Mar-23</b>
Not later than one year	9.20	44.43
Later than one year and not later than five years	-	9.20
Later than five years	-	-

### II. As a Lessor

	(Rs. In Lakhs)	
	<b>As at 31-Mar-24</b>	<b>As at 31-Mar-23</b>
a) Amounts recognized in statement of profit and loss	22.87	23.59
<b>Operating Lease Income</b>	<b>22.87</b>	<b>23.59</b>

### 48. Contract with GAIL (India) Limited

The Company as a buyer entered into a Gas Sale Agreement on 03.03.2009 with GAIL (India) Limited as a seller where the seller is a Government Company primarily engaged in the distribution and marketing of gas in India. As per the provisions of the above agreement, the company must pay for the quantity not taken/consumed as per the Buyer's Take or Pay Obligation Clause. As per provisions of sub-article (c) & (d) of article 18 "Force Majeure" of Gas Sale Agreement dated 03-03-2009 between GAIL (India) Limited & NITCO Limited: "In the events of Force Majeure, if the lockout continues for at least 3 consecutive days then from the fourth consecutive day of the Force Majeure event under this agreement, the buyer shall be excused from performing its obligations under this agreement, except those specifically provided herein. Based on the provisions of the Force Majeure clause the Company does not expect any cash outflow.

49. The financial statements are approved for issue by the Audit Committee and the Board of Directors at their respective meetings conducted on 29th May, 2024

50. The previous year figures are regrouped/ restated/ reclassified/ rearranged, wherever necessary, to make them comparable.

In terms of our report of even date annexed

**For and on behalf of the Board**

**For M M Nissim & Co. LLP**

Chartered Accountants

FRN No. 107122W/W100672

**Vivek Talwar**

Chairman & Managing Director  
(DIN: 00043180)

**Poonam Talwar**

Director  
(DIN: 00043300)

**N. Kashinath**

Partner

Membership No.: 036490

**Place :** Mumbai

**Dated :** 29th May, 2024

**Sitanshu Satapathy**

Chief Financial Officer

**Geeta Shah**

Company Secretary

**NITCO LIMITED**

3/A, Recondo Compound, Sudam Kalu Ahire Marg,  
Glaxo, Worli Colony, Mumbai, Maharashtra, India 400 030  
Tel.: +91-22-25772800 / 25772790

To Locate the nearest Exclusive Le Studio in your city,  
Please call Toll free:1800 266 4826 | [marketing@nitco.in](mailto:marketing@nitco.in)



[www.nitco.in](http://www.nitco.in)