



# HYPERSOFT

TECHNOLOGIES LIMITED

CIN-L29309TG1983PLC003912

To  
Dept. of Corporate Services-Listing  
BSE Limited  
P.J. Towers, Dalal Street,  
Mumbai - 400001, India

Date: 7<sup>th</sup> February, 2023

Dear Sir,

**Sub: Outcome of the Board Meeting**

**Ref: Scrip Code: 539724**

With reference to the cited subject, we submit that Board of Directors, at their meeting held on Tuesday, the 7<sup>th</sup> day of February, 2023 at 11:00 A.M. at the registered office of the Company, has inter-alia, considered and approved the following:

1. Un-audited Financial Results of the Company for the Quarter ended 31<sup>st</sup> December, 2022. Kindly find enclosed the Results along with the Limited Review Report of the Company for the quarter ended 31<sup>st</sup> December, 2022.
2. Re-appointment of Mr. Feroz Russi Bhote as Managing Director of the company w.e.f 15<sup>th</sup> February, 2023 for the term of 3 (three) years subject to the approval of shareholders.

The meeting concluded at 1.00 P.M.

This is for your information and records.

Thanking You,

Yours Truly,

**For HYPERSOFT TECHNOLOGIES LIMITED**

**For Hypersoft Technologies Limited**

  
**Managing Director**

**(Feroz Russi Bhote)**  
**Managing Director**  
**DIN:00156590**



Encl: As above



# HYPERSOFT

TECHNOLOGIES LIMITED

CIN-L29309TG1983PLC003912

To  
Dept. of Corporate Services-Listing  
BSE Limited  
P.J. Towers, Dalal Street,  
Mumbai - 400001, India

Date: 7<sup>th</sup> February, 2023

Dear Sir,

**Sub: Regulation 33 of the Securities and Exchange Board of India (Listing Obligations and Disclosure Requirements) Regulations, 2015 - Un-Audited Financial Results for the Quarter ended 31<sup>st</sup> December, 2022**

**Ref: Scrip Code: 539724**

With reference to the cited subject, we submit that Board of Directors, at their meeting held on Tuesday, the 7<sup>th</sup> day of February, 2023 at 11:00 A.M. at the registered office of the Company, has inter-alia, considered and approved the following:

1. Consider and approve the Un-audited Financial Results of the Company for the Quarter ended 31<sup>st</sup> December, 2022.

Kindly find enclosed the Results along with the Limited Review Report of the Company for the quarter ended 31<sup>st</sup> December, 2022.

The meeting concluded at 1.00 P.M.

This is for your information and records.

Thanking You,

Yours Truly,

For HYPERSOFT TECHNOLOGIES LIMITED


For Hypersoft Technologies Limited

(Feroz Russi Bhote)  
Managing Director  
DIN:00156590

Managing Director




**UN-AUDITED FINANCIAL STATEMENT OF ASSETS & EQUITY AND LIABILITIES  
FOR THE PERIOD ENDED ON 31-12-2022**

| Particulars   | Note<br>No | Period ended on<br>DECEMBER 31, 2022<br>UN-AUDITED | As at<br>March 31, 2022<br>AUDITED |
|---|------------|--|------------------------------------|
| <b>ASSETS</b>   |            |  |                                    |
| <b>Non-current assets</b>   |            |  |                                    |
| Property, plant and equipment   | 2          | 188.20   | 191.59                             |
| Other Intangible Assets   | 2          | 0.72   | 0.72                               |
| Financial assets  |            |  |                                    |
| (i) Other financial assets  | 3          | 3.07   | 3.07                               |
| Deferred tax Assets (Liabilities) (net)   | 4          | 9.03   | 9.03                               |
| <b>Total non-current assets</b>   |            | <b>201.01</b>                                      | <b>204.41</b>                      |
| <b>Current Assets</b>   |            |  |                                    |
| Inventories   | 5          | 38.00  | 41.00                              |
| Financial assets  |            |  |                                    |
| i) Trade receivables  | 6          | 5.16   | 5.73                               |
| ii) Cash and cash equivalents   | 7          | 1.88   | 5.64                               |
| iii) Other Bank balances  | 8          | 110.00   | 110.00                             |
| iii) Loans  | 9          | -  | -                                  |
| iv) Other financial assets  | 10         | 6.74   | 2.43                               |
| Current Tax assets  | 11         | 2.06   | 7.41                               |
| Other current assets  | 12         | 3.59   | 3.79                               |
| <b>Total current assets</b>   |            | <b>167.43</b>                                      | <b>176.00</b>                      |
| <b>TOTAL ASSETS</b>   |            | <b>368.44</b>                                      | <b>380.41</b>                      |
| <b>EQUITY AND LIABILITIES:</b>  |            |  |                                    |
| <b>Equity</b>   |            |  |                                    |
| Equity share capital  | 13         | 449.22   | 449.22                             |
| Other equity  | 14         | (130.66)   | (116.59)                           |
| <b>Total equity</b>   |            | <b>318.56</b>                                      | <b>332.63</b>                      |
| <b>Liabilities</b>  |            |  |                                    |
| <b>Non-current liabilities</b>  |            |  |                                    |
| Financial liabilities   |            |  |                                    |
| (i) Borrowings  |            | 0.00   | 0.00                               |
| (ii) Other financial liabilities  | 15         | 1.35   | 1.35                               |
| Provisions  | 16         | 29.95  | 30.88                              |
| <b>Total non-current liabilities</b>  |            | <b>31.30</b>                                       | <b>32.23</b>                       |
| <b>Current liabilities</b>  |            |  |                                    |
| Financial liabilities   |            |  |                                    |
| (i) Borrowings  | 17         | 6.63   | 0.00                               |
| (ii) Trade payables   | 18         | 1.27   | 1.52                               |
| (iii) Other financial liabilities   | 19         | 0.89   | 1.84                               |
| Provisions  | 20         | 7.39   | 7.12                               |
| Other current liabilities   | 21         | 2.39   | 5.07                               |
| <b>Total current liabilities</b>  |            | <b>18.58</b>                                       | <b>15.55</b>                       |
| <b>Total liabilities</b>  |            | <b>49.88</b>                                       | <b>47.78</b>                       |
| <b>Total equity and liabilities</b>   |            | <b>368.44</b>                                      | <b>380.41</b>                      |
| <b>Significant Accounting Policies</b>  |            |  |                                    |
|   |            | For Hypersoft Technologies Limited                 |                                    |
|   |            | For and on behalf of the Board                     |                                    |
|   |            | Managing Director                                  |                                    |
| Place: SECUNDERABAD   |            | FEROZ RUSSI BHOTE                                  |                                    |
| Date : 07-02-2023   |            | Managing Director                                  |                                    |
|  |            |  |                                    |


**UN-AUDITED - FINANCIAL STATEMENT OF PROFIT AND (LOSS)  
FOR THE PERIOD ENDED ON 31-12-2022**

| PARTICULARS  | NOTE NOS | PERIOD            | YEAR ENDED     |
|--|----------|-------------------|----------------|
|  |          | ENDED             | ENDED          |
|  |          | DECEMBER 31, 2022 | MARCH 31, 2022 |
|  |          | UN-AUDITED        | AUDITED        |
| <b>INCOME:</b>   |          |                   |                |
| Revenue from operations  | 22       | 65.78             | 95.30          |
| Other income   | 23       | 6.24              | 16.20          |
| <b>Total Income</b>  |          | <b>72.02</b>      | <b>111.50</b>  |
| <b>EXPENSES:</b>   |          |                   |                |
| Cost of material consumed  |          | -                 | -              |
| Changes in inventories of finished goods   | 24       | 3.00              | 6.60           |
| Stock-in-Trade and work-in-progress  |          | -                 | -              |
| Employee benefit expenses  | 25       | 48.27             | 50.07          |
| Depreciation and amortisation expenses   | 26       | 3.53              | 4.71           |
| Other expenses   | 27       | 30.08             | 43.96          |
| Finance cost   | 28       | 0.21              | 0.43           |
| <b>Total expenses</b>  |          | <b>85.09</b>      | <b>105.77</b>  |
| <b>PROFIT BEFORE TAX &amp; EXCEPTIONAL ITEMS</b>   |          | <b>(13.07)</b>    | <b>5.73</b>    |
| Exceptional Items  |          | -                 | -              |
| Profit /(Loss) before Tax  |          | <b>(13.07)</b>    | <b>5.73</b>    |
| Current tax - ( Prov. Made upto 30th sept-22)  |          | 1.00              | 1.31           |
| Deferred tax   |          | -                 | 3.44           |
| <b>Total tax expenses</b>  |          | <b>1.00</b>       | <b>4.75</b>    |
| <b>PROFIT FOR THE YEAR</b>   |          | <b>(14.07)</b>    | <b>0.98</b>    |
| <b>Other comprehensive income</b>  |          |                   |                |
| Items should not be reclassified to profit or loss   |          |                   |                |
| Remeasurement of the net defined benefit liability /asset, net   |          | -                 | 0.29           |
| Income tax relating to these items   |          | -                 | (0.07)         |
| <b>Other comprehensive income for the year net of tax</b>  |          | <b>0.00</b>       | <b>0.22</b>    |
| <b>Total comprehensive income for the year</b>   |          | <b>(14.07)</b>    | <b>1.20</b>    |
| <b>Earnings per equity share for profits from operations attributable to the owners of the Company</b> |          |                   |                |
| Basic earnings per share in Rupees   |          | <b>(0.33)</b>     | <b>0.02</b>    |
| Diluted earnings per share in Rupees   |          | <b>(0.33)</b>     | <b>0.02</b>    |

For Hypersoft Technologies Limited  
For and on behalf of the Board  
  
Managing Director

Place: SECUNDERABAD  
Date : 07-02-2023

FEROZ RUSSI BHOTE  
Managing Director



**HYPERSOFT TECHNOLOGIES LIMITED**

**CASH FLOW STATEMENT FOR THE PERIOD ENDED 31ST DECEMBER, 2022**

| PARTICULARS   | 31ST DECEMBER,<br>2022 | 31ST MARCH, 2022 |
|---|------------------------|------------------|
|   | RS.                    | RS.              |
| <b>CASH FLOW FROM OPERATING ACTIVITIES</b>                                  |                        |                  |
| Net Profit / (Loss) Before Tax  | -13.07                 | 5.73             |
| <b>Adjustments to reconcile net cash provided by operating activities :</b> |                        |                  |
| Depreciation  | 3.53                   | 4.71             |
| Interest Expenses   | 0.20                   | 0.43             |
| Interest Income   | -4.31                  | -5.13            |
| Exceptional Items   | -                      | -                |
| Current Tax Paid  | -1.00                  | -1.31            |
| <b>Operating Profit / (Loss) before working capital change</b>              | <b>-14.65</b>          | <b>4.44</b>      |
| Adjustments for   |                        |                  |
| Non-Current Provisions  | -0.93                  | 9.83             |
| Financial Liabilities - Current   | -0.95                  | 0.01             |
| Trade Payables  | -0.25                  | -0.31            |
| Current Provisions  | 0.27                   | -4.26            |
| Other Current Liabilities   | -2.68                  | 0.65             |
| <b>Current Assets</b>   |                        |                  |
| Inventories   | 3.00                   | 6.60             |
| Trade Receivables   | 0.57                   | -4.55            |
| Other Financial Assets  | -4.31                  | -5.19            |
| Other Current Assets  | 5.55                   | 0.76             |
| <b>Cash from Operations</b>   | <b>-14.50</b>          | <b>7.99</b>      |
| <b>Net Cash generated from Operating Activities</b>                         | <b>-14.50</b>          | <b>7.99</b>      |
| <b>CASH FLOW FROM INVESTING ACTIVITIES</b>                                  |                        |                  |
| Purchase of Fixed Assets  | 0.00                   | -0.37            |
| Proceeds on Sale of Fixed Assets  | 0.00                   | 0.00             |
| Non Current - Other Financial Assets  | 0.00                   | 0.00             |
| Other Non Current Assets  | 0.00                   | 0.00             |
| Interest received   | 4.31                   | 5.13             |
| <b>Cash Flow from Investing Activities</b>                                  | <b>4.31</b>            | <b>4.76</b>      |
| <b>CASH FLOWS FROM FINANCING ACTIVITIES</b>                                 |                        |                  |
| Short term borrowings   | 6.63                   | -7.52            |
| Changes in Non Current Liabilities  | 0.00                   | 0.00             |
| Interest paid   | -0.20                  | -0.43            |
| <b>Cash flow from Financing Activities</b>                                  | <b>6.43</b>            | <b>-7.95</b>     |
| <b>Net Increase / (Decrease) in Cash and Cash Equivalents</b>               | <b>-3.76</b>           | <b>4.80</b>      |
| Cash and Cash Equivalents at the beginning of the year                      | 5.64                   | 0.84             |
| <b>Cash and Cash Equivalents at the end of the PERIOD/YEAR</b>              | <b>1.88</b>            | <b>5.64</b>      |


For Hypersoft Technologies Limited  
For and on behalf of the Board

Managing Director

Place: SECUNDERABAD

Date : 07-02-2023


**FEROZ RUSSI BHOTE**  
Managing Director



DATE: 07-02-2023

## STATEMENT OF UN-AUDITED FINANCIAL RESULTS FOR THE QUARTER ENDED 31-12-2022

| Sl. No | Particulars  | Quarter ended        |                       |                      | Year ended as on  |                   |
|--------|--|----------------------|-----------------------|----------------------|-------------------|-------------------|
|        |  | December 31,<br>2022 | September<br>30, 2022 | December 31,<br>2021 | March 31,<br>2022 | March 31,<br>2021 |
|        |  | (Un-Audited)         | (Un-Audited)          | (Un-Audited)         | (Audited)         | (Audited)         |
|        | <b>INCOME:</b>   |                      |                       |                      |                   |                   |
| 1      | Revenue from Operations  | 10.99                | 33.98                 | 38.13                | 95.30             | 77.91             |
| 2      | Other Income   | 1.47                 | 1.54                  | 3.78                 | 16.20             | 17.03             |
|        | <b>Total Income (I+2)</b>  | <b>12.46</b>         | <b>35.52</b>          | <b>41.91</b>         | <b>111.50</b>     | <b>94.94</b>      |
|        | <b>EXPENSES :</b>  |                      |                       |                      |                   |                   |
| 1      | Cost of materials consumed   | -                    | -                     | -                    | -                 | -                 |
| 2      | Purchases of Stock-in-Trade  | -                    | -                     | -                    | -                 | -                 |
| 3      | Changes in inventories of finished goods,<br>Stock-in -Trade and work-in-progress  | 3.00                 | -                     | -                    | 6.60              | -                 |
| 4      | Employee benefits expense  | 17.47                | 15.57                 | 14.61                | 50.07             | 45.59             |
| 5      | Finance costs  | 0.08                 | 0.11                  | 0.11                 | 0.43              | 0.89              |
| 6      | Depreciation and amortization expense  | 1.17                 | 1.18                  | 1.17                 | 4.71              | 4.69              |
| 7      | Other expenses   | 7.88                 | 11.08                 | 13.77                | 43.96             | 33.00             |
|        | <b>Total expenses (IV)</b>   | <b>29.60</b>         | <b>27.94</b>          | <b>29.66</b>         | <b>105.77</b>     | <b>84.17</b>      |
|        | Profit/(loss) before exceptional items and tax (I-IV)  | (17.14)              | 7.58                  | 12.25                | 5.73              | 10.77             |
|        | Exceptional Items / (losses)   | -                    | -                     | -                    | -                 | -                 |
|        | Profit/(loss) before tax (V-VI)  | (17.14)              | 7.58                  | 12.25                | 5.73              | 10.77             |
|        | <b>Tax expense :</b>   |                      |                       |                      |                   |                   |
|        | (1) Current tax  | -                    | 1.00                  | 0.90                 | 1.31              | 1.30              |
|        | (2) Deferred tax   | -                    | -                     | 0.00                 | 3.44              | 8.20              |
|        | (3) MAT Credit Entitlement   | -                    | -                     | 1.14                 | 0.00              | -                 |
|        | Profit (Loss) for the period from continuing operations (VII-VIII)   | (17.14)              | 6.58                  | 12.49                | 0.98              | 1.28              |
|        | Profit/(loss) from discontinued operations   | -                    | -                     | -                    | -                 | -                 |
|        | Tax expense of discontinued operations   | -                    | -                     | -                    | -                 | -                 |
|        | Profit/(loss) from Discontinued operations (after tax) (X-XI)  | -                    | -                     | -                    | -                 | -                 |
|        | Profit/(loss) for the period (IX+XII)  | (17.14)              | 6.58                  | 12.49                | 0.98              | 1.28              |
|        | <b>Other Comprehensive Income</b>  |                      |                       |                      |                   |                   |
|        | A (i) Items that will not be reclassified to profit or loss  | -                    | -                     | -                    | -                 | -                 |
|        | (ii) Income tax relating to items that will not be reclassified to profit or loss  | -                    | -                     | -                    | -                 | -                 |
|        | B (i) Items that will be reclassified to profit or loss -Reimbursement of net defined benefit liability /asset, net                  | -                    | -                     | -                    | 0.29              | (3.88)            |
|        | (ii) Income tax relating to items that will be reclassified to profit or loss  | -                    | -                     | -                    | (0.07)            | 0.97              |
|        | <b>Total Comprehensive Income for the period (XIII+XIV) (Comprising Profit (Loss) and Other Comprehensive Income for the period)</b> | <b>(17.14)</b>       | <b>6.58</b>           | <b>12.49</b>         | <b>1.20</b>       | <b>(1.63)</b>     |
|        | <b>Earnings per equity share (for continuing operation):</b>   |                      |                       |                      |                   |                   |
|        | (1) Basic  | (0.40)               | 0.15                  | 0.29                 | 0.02              | 0.03              |
|        | (2) Diluted  | (0.40)               | 0.15                  | 0.29                 | 0.02              | 0.03              |
|        | <b>Earnings per equity share (for discontinued operation):</b>   |                      |                       |                      |                   |                   |
|        | (1) Basic  | -                    | -                     | -                    | -                 | -                 |
|        | (2) Diluted  | -                    | -                     | -                    | -                 | -                 |
|        | <b>Earnings per equity share(for discontinued &amp; continuing operations)</b>   |                      |                       |                      |                   |                   |
|        | (1) Basic  | -                    | -                     | -                    | -                 | -                 |
|        | (2) Diluted  | -                    | -                     | -                    | -                 | -                 |



For Hypersoft Technologies Limited

Managing Director

## NOTES

1. The financial results of the company have been prepared in accordance with Indian Accounting Standards (Ind AS) notified under the companies (Indian Accounting Standards) Rules, 2015 as amended by the companies (Indian Accounting Standards) (Amendment) rules, 2016.
2. The Financial results are reviewed by the Statutory Auditor of the Company as per Regulation 33 of the SEBI (Listing Obligations and Disclosure Requirement) Regulations, 2015.
3. The entire operations of the Company relate to only one segment viz., Software services and products. Hence segmental reporting as per IndAs 108 is not made.
4. The aforementioned results are taken on record by the board of directors at its meeting held on 7th February, 2023.
5. Previous years figures are regrouped / reclassified wherever necessary to confirm with current years presentation.
6. The results for the quarter and nine months period ended on 31st December, 2022 are also available on the Bombay Stock Exchange website.

Place: Secunderabad

Date: 07-02-2023

ForHypersoft Technologies Limited  
For Hypersoft Technologies Limited  
  
Managing Director

F.R. Bhote

Managing Director





**Independent Auditor's Report on Quarterly Financial Results of M/s. HYPERSOFT TECHNOLOGIES LIMITED Pursuant to the Regulation 33 of the SEBI(Listing Obligations and Disclosure Requirements) Regulations, 2015**

To The Board of Directors of M/s. **HYPERSOFT TECHNOLOGIES LIMITED**

We have reviewed the accompanying statement of unaudited financial results of M/s. **HYPERSOFT TECHNOLOGIES LIMITED** for the quarter and for the period from 1<sup>st</sup> April, 2022 to 31<sup>st</sup> December 2022. This statement is the responsibility of the Company's Management and has been approved by the Board of Directors. Our responsibility is to issue a report on these financial statements based on our review.

We conducted our review of the Statement in accordance with the Standard on Review Engagements (SRE) 2410 "Review of Interim Financial Information Performed by the Independent Auditor of the Entity", issued by the Institute of Chartered Accountants of India. This standard requires that we plan and performed the review to obtain moderate assurance as to whether the financial statements are free of material misstatement. A review is limited primarily to inquiries of company personnel and analytical procedures applied to financial data and thus provide less assurance than an audit. We have not performed an audit and accordingly, we do not express an audit opinion.

Based on our review conducted as above, nothing has come to our attention that causes us to believe that the accompanying statement of unaudited financial results prepared in accordance with applicable accounting standards and other recognized accounting practices and policies has not disclosed the information required to be disclosed in terms of Regulation 33 of the SEBI (Listing Obligations and Disclosure Requirements) Regulations, 2015 including the manner in which it is to be disclosed, or that it contains any material misstatement.

For Ramanatham & Rao  
Chartered Accountants  
FRN:002934S

(L Mahesh Kumar)

Partner

ICAI Membership: No.212851

UDIN: 23212851BGWJQF8711

Place: Hyderabad

Date :07<sup>th</sup> February, 2023

