

# Jagatjit Industries Limited

4<sup>th</sup> Floor, Bhandari House 91,  
Nehru Place, New Delhi – 110019  
Tel: +91 11 26432641 /42  
Fax: +91 11 41618524 / 26441850



To,  
The BSE Limited  
Corporate Relationship Department,  
1<sup>st</sup> Floor, New Trading Ring,  
Rotunda Building, P J Towers, Dalal Street,  
Fort, Mumbai – 400 001  
022-2272 3121, 2037, 2061  
[corp.relations@bseindia.com](mailto:corp.relations@bseindia.com)

14<sup>th</sup> November, 2022

## Security Code No. 507155

1. Regulation 30: Outcome of the Board Meeting and disclosure of material events under SEBI (Listing Obligations and Disclosure Requirements) Regulations, 2015; and
2. Regulations 33: Unaudited Financial Results of the Company (both standalone and consolidated) for the quarter and period ended on 30<sup>th</sup> September, 2022.

Dear Sir/Madam,

In continuation to our letter dated 7<sup>th</sup> November, 2022, we wish to inform you that pursuant to applicable provisions of SEBI Listing Regulations, the Board of Directors at their meeting held today i.e. 14<sup>th</sup> November, 2022 inter alia, considered and approved the Unaudited, Standalone and Consolidated, Financial Results of the Company for the quarter and period ended on 30<sup>th</sup> September, 2022.

Copy of the aforesaid results along-with Limited Review Report issued by M/s V P Jain & Associates, Chartered Accountants, Statutory Auditors of the Company are enclosed herewith.

The financial results will be published in the newspaper in terms of Regulation 47 of the SEBI Listing Regulations and the results in prescribed format will be uploaded on the website of the Company at [www.jagatjit.com](http://www.jagatjit.com).

You are requested to kindly take the above informations on records.

Yours faithfully,  
For Jagatjit Industries Limited

Roopesh Kumar  
Company Secretary & Compliance Officer  
ICSI M No.F10058



Encl : as above

# V.P.JAIN & ASSOCIATES

*Chartered Accountants*

Ambika Bhawan, F-1, First Floor,  
4658-A/21, Ansari Road, Darya Ganj, New Delhi – 110002

**Phone: 9650992753**

email id-info1vpj@gmail.com

---

## INDEPENDENT AUDITOR'S REVIEW REPORT ON REVIEW OF INTERIM STANDALONE FINANCIAL RESULTS

To

The Board of Directors of Jagatjit Industries Ltd

4<sup>th</sup> Floor, Bhandari House, Nehru Place

New Delhi-110019

1. We have reviewed the accompanying Statement of Unaudited Standalone Financial Results along with the notes thereon, of Jagatjit Industries Limited, (“the Company”) for the half year ended September 2022 (“the Statement”) being submitted by the Company pursuant to the requirement of Regulation 33 of the SEBI (Listing Obligations and Disclosure Requirements) Regulations, 2015, as amended.
2. This statement which is the responsibility of the Company’s Management and approved by the Board of Directors, has been prepared substantially in accordance with the recognition and measurement principles laid down in the Indian Accounting Standard 34 “Interim Financial Reporting” (“Ind AS 34”), prescribed under section 133 of the Companies Act, 2013 read with relevant rules issued thereunder and other accounting principles generally accepted in India. Our responsibility is to issue a report on the Statement based on our review.
3. We conducted our review of the Statement in accordance with the Standard on Review Engagements (SRE) 2410, “Review of Interim Financial Information Performed by the Independent Auditor of the Entity” issued by the Institute of Chartered Accountants of India. This standard requires that we plan and perform the review to obtain moderate assurance as to whether the Statement is free of material misstatement. A review of interim financial information consists of making inquiries, primarily of company’s personnel responsible for financial and



accounting matters, and applying analytical and other review procedures. A review is substantially less in scope than an audit conducted in accordance with Standard on Auditing specified under section 143(10) of the companies Act, 2013 and consequently does not enable us to obtain assurance that we would become aware of all significant matters that might be identified in an audit. Accordingly, we do not express an audit opinion.

4. Based on our review conducted as stated in paragraph 3 above and read with the notes accompanying the Statement, nothing has come to our attention that causes us to believe that the accompanying Statement prepared substantially in accordance with the aforesaid Indian Accounting Standard ('Ind AS') specified under Section 133 of the Companies Act, 2013, read with relevant rules issued thereunder and other accounting principles generally accepted in India, has not disclosed the information required to be disclosed in terms of Regulation 33 of the SEBI (Listing Obligations and Disclosure Requirements) Regulation 2015, as amended, including the manner in which it is to be disclosed, or that it contains any material misstatement.

**5. Emphasis of Matter**

We draw attention to below mentioned note to the accompanying standalone financial results:

Note no 6 regarding pending approval from UPSIDC, Note no 8 regarding closing inventory, note no 11 regarding the classification of security deposits ,note no 12 regarding loan to ex- employee, note no13 regarding the business surplus payable to ex-franchisee partner and note no 16 regarding going Concern.

Our conclusion is not qualified in these matters.

*for V P Jain & Associates*

*Chartered Accountants*

Firm's registration number: 015260N



*Sarthak*  
**Sarthak Madaan**  
*Partner*

Membership number: 547131

Place: New Delhi

Date: 14.11.2022

UDIN: 22547131BDCJAF1285



# JAGATJIT INDUSTRIES LIMITED

Regd. Office: Jagatjit Nagar – 144 802, Distt. Kapurthala (Punjab)

Corporate Identity Number : L15520PB1944PLC001970

Phones: (0181) 2783117 Fax: (0181) 2783118 E-mail: jil @jagatjit.com Website: www.Jagatjit.com

(Rs. in Lakhs)

## UNAUDITED STANDALONE FINANCIAL RESULTS FOR THE QUARTER AND HALF YEAR ENDED SEPTEMBER 30, 2022

| S. No. | Particulars  | Quarter ended |               |               | Half year ended |               | Year ended    |
|--------|--|---------------|---------------|---------------|-----------------|---------------|---------------|
|        |  | 30.09.2022    | 30.06.2022    | 30.09.2021    | 30.09.2022      | 30.09.2021    | 31.03.2022    |
|        |  | Unaudited     | Unaudited     | Unaudited     | Unaudited       | Unaudited     | Audited       |
| 1      | <b>Income from operations</b>  |               |               |               |                 |               |               |
|        | (a) Revenue from operations (Gross of Excise duty)                                 | 16,669        | 11,817        | 10,197        | 28,486          | 19,406        | 45,145        |
|        | (b) Other income   | 826           | 904           | 1,865         | 1,730           | 2,714         | 5,247         |
|        | <b>Total income</b>  | <b>17,495</b> | <b>12,721</b> | <b>12,062</b> | <b>30,216</b>   | <b>22,120</b> | <b>50,392</b> |
| 2      | <b>Expenses</b>  |               |               |               |                 |               |               |
|        | (a) Cost of materials consumed   | 7,530         | 7,099         | 4,726         | 14,629          | 9,633         | 23,588        |
|        | (b) Purchase of stock in trade   | 322           | 370           | 279           | 692             | 603           | 1,281         |
|        | (c) Changes in inventories of finished goods, work- in-progress and stock-in-trade | 113           | (349)         | 490           | (236)           | (61)          | 176           |
|        | (d) Excise duty on sale  | 3,004         | 163           | 35            | 3,167           | 213           | 619           |
|        | (e) Employee benefits expense  | 1,893         | 1,831         | 1,670         | 3,724           | 3,334         | 7,024         |
|        | (f) Finance cost   | 742           | 733           | 736           | 1,475           | 1,434         | 2,882         |
|        | (g) Depreciation and amortisation expense  | 254           | 251           | 255           | 505             | 496           | 996           |
|        | (h) Other expenses   | 3,595         | 3,060         | 4,036         | 6,655           | 6,841         | 13,743        |
|        | <b>Total expenses</b>  | <b>17,453</b> | <b>13,158</b> | <b>12,227</b> | <b>30,611</b>   | <b>22,493</b> | <b>50,309</b> |
| 3      | <b>Profit/(Loss) before exceptional items and taxes (1-2)</b>                      | <b>42</b>     | <b>(437)</b>  | <b>(165)</b>  | <b>(395)</b>    | <b>(373)</b>  | <b>83</b>     |
| 4      | Exceptional Items:   | -             | -             | -             | -               | -             | -             |
| 5      | <b>Profit/(Loss) before tax (3-4)</b>  | <b>42</b>     | <b>(437)</b>  | <b>(165)</b>  | <b>(395)</b>    | <b>(373)</b>  | <b>83</b>     |
| 6      | Tax expense  |               |               |               |                 |               |               |
|        | Income tax adjustment related to earlier years                                     | -             | -             | -             | -               | -             | 4             |
| 7      | <b>Net Profit / (Loss) after tax ( 5+6) from continuing operations</b>             | <b>42</b>     | <b>(437)</b>  | <b>(165)</b>  | <b>(395)</b>    | <b>(373)</b>  | <b>79</b>     |
| 8      | Net Profit / (Loss) from discontinued operations                                   | 72            | (3)           | (5)           | 69              | (10)          | (17)          |
| 9      | <b>Net Profit / (Loss) after tax</b>   | <b>114</b>    | <b>(440)</b>  | <b>(170)</b>  | <b>(326)</b>    | <b>(383)</b>  | <b>62</b>     |
| 10     | <b>Other Comprehensive Income / ( Loss)</b>  |               |               |               |                 |               |               |
|        | Fair value changes on Equity Instruments   | 1             | (1)           | 37            | -               | -             | 1             |
|        | Re-measurement gains/(losses) on defined benefit plans                             | 6             | 7             | -             | 13              | 37            | 26            |
|        | Tax impact on re-measurement gains/(losses) on defined benefit plans               | 7             | 6             | 37            | 13              | 37            | 27            |
| 11     | <b>Total Comprehensive Income for the period</b>                                   | <b>121</b>    | <b>(434)</b>  | <b>(133)</b>  | <b>(313)</b>    | <b>(346)</b>  | <b>89</b>     |
| 12     | Paid-up Equity Share Capital ( Face Value of the Share is Rs.10/- each)            | 4,615         | 4,615         | 4,615         | 4,615           | 4,615         | 4,615         |
| 13     | Other Equity (excluding Revaluation Reserves)                                      |               |               |               |                 |               | (24,358)      |
| 14.i   | <b>Earnings per equity share (for continuing operations)</b>                       |               |               |               |                 |               |               |
|        | (of Rs. 10/- each) (not annualised for the quarter):                               |               |               |               |                 |               |               |
|        | (a) Basic  | 0.10          | (1.00)        | (0.38)        | (0.90)          | (0.85)        | 0.18          |
|        | (b) Diluted  | 0.09          | 0.97          | (0.38)        | (0.88)          | (0.85)        | 0.18          |
| 14.ii  | <b>Earnings per equity share (for discontinued operations)</b>                     |               |               |               |                 |               |               |
|        | (of Rs. 10/- each) (not annualised for the quarter):                               |               |               |               |                 |               |               |
|        | (a) Basic  | 0.16          | (0.01)        | (0.01)        | 0.16            | (0.02)        | (0.04)        |
|        | (b) Diluted  | 0.16          | (0.01)        | (0.01)        | 0.15            | (0.02)        | (0.04)        |
| 14.iii | <b>Earnings per equity share</b>   |               |               |               |                 |               |               |
|        | (of Rs. 10/- each) (not annualised for the quarter):                               |               |               |               |                 |               |               |
|        | (a) Basic  | 0.26          | (1.01)        | (0.39)        | (0.75)          | (0.87)        | 0.14          |
|        | (b) Diluted  | 0.25          | (0.98)        | (0.39)        | (0.72)          | (0.87)        | 0.14          |




## NOTES

- 1 The unaudited standalone financial results of the Company for the quarter and half year ended September 30, 2022 have been reviewed by the Audit Committee and approved by the Board of Directors at their respective meetings held on 14.11.2022. The statutory auditors have carried out limited review under regulation 33 of the SEBI (Listing Obligations and Disclosure Requirement) Regulation, 2015 and expressed an unmodified audit opinion on these results.
- 2 The financial results of the Company have been prepared in accordance with Indian Accounting Standards (Ind AS) notified under the Companies (Indian Accounting Standards) Rules, 2015 as amended by the Companies (Indian Accounting Standards) (Amendment) Rules, 2016.
- 3 Other income includes reversal of, provision for bad and doubtful debts of Rs 385 lakhs written off during the reporting period, Sales Promotion expenses payable of Rs 32 lakhs pertaining to Financial year 2020-21, excess provision of doubtful debts of Rs 10 Lakhs, static balance of Trade payables (more than 3 years) of Rs 119 Lakhs.
- 4 Interest income on intercorporate loans of Rs 443 Lakhs has not been recognised during the quarter ended 30.09.2022 pending finalisation of terms and conditions as to the repayment and the rate of interest. It will be accounted for at the year end.
- 5 Contingent Liabilities - Claims against the company not acknowledged as debts - Rs 1134 lakhs as on 30.09.2022 as certified by the management. The amount includes estimates made in earlier years in respect of various old cases.
- 6 During the financial year 2017-18, company entered into an agreement of sale for development and disposal thereafter a part of Leasehold land of Glass division at Sahibabad due to discontinuity of operations. In pursuance of the said agreement, Company has received a sum of Rs 4627 Lakhs (towards part performance of the agreement). Recognition of revenue has been deferred, pending approval from the lessor (UPSIDC). The Company has entered into Tripartite MOU for development of entire property in pursuance of Board Resolution dated 14.08.2021 has been cancelled. The company is hopeful of receiving the approval from the authority by the end of the financial year.
- 7 Provision for Bonus, Gratuity and leave encashment are made proportionately on the basis of annualised figure of FY 2021-22.
- 8 Closing inventory in terms of quantity & value of Rs 4004 Lakhs and Income from franchisee business of Rs. 131 Lakhs (Included in Income from operations) for half year ended 30.09.2022 have been certified by the Management.
- 9 Information regarding MSME suppliers is given to the extent such parties have been identified on the basis of information available with the Company. Interest, if any, will be provided at the year end.
- 10 Provision for doubtful trade receivables / loan & advances and non-moving / slow-moving inventories, if any, will be made at year end.
- 11 The security deposits received from the Franchisee partners/Stockists/Tenants in respect of investment property and from others in respect of commercial agreement for the development of the property as stated vide note no 6 amounting to Rs 2844 Lakhs have been classified as Non-Current Liability in respect of the various agreements which have expired/ expiring within the 12 months of the reporting date. The management is of the view that the expired/expiring agreements will be further renewed as per industry practice and similar clause is mentioned in the agreement. Accordingly, during the half year ended 30.09.2022, Company has provided interest of Rs 43 Lakhs on security deposits of Rs 515 Lakhs from franchisee partners pending renewal of agreements.
- 12 Non Current Financial Assets include a sum of Rs 201 lakhs (net of part amount of full and final settlement which is under process) due from an Ex-employee. Management is hopeful to adjust/recover the loan in the subsequent quarters.
- 13 Other current financial Liabilities' include Rs 60 Lakhs on account of business surplus payable to ex-franchisee partner pertaining to earlier years pending final settlement.
- 14 In absence of convincing evidence of future taxable profit, the Company has not recognised deferred tax asset during the reporting period.
- 15 As per Ind AS 108, operating segment is a component of the company that engages in the business activities whose operating activities are regularly reviewed by the Company's Chief Operating Decision Maker (CODM) to make decision about resources to be allocated to the segment and assess its performance and for which discrete financial information is available. Accordingly, the Company has identified its operating segments as below:
  - (a) Beverages: Segment includes manufacturing and supply of Grain Based Extra Natural Alcohol, bottled Indian Made Foreign Liquor, Country Liquor, Industrial Alcohol and Sanitizer.
  - (b) Food: Segment includes manufacturing and supplies of food products and providing job work services for manufacture of food products.
  - (c) Others: Segment includes trading of petroleum products.The Company's CODM does not review assets and liabilities for each operating segment separately, hence segment disclosures relating to total assets and liabilities have not been furnished.
- 16 During the quarter and half year reporting period there is a substantial increase in the revenue from operations as compared to the corresponding reporting periods resulting in curtailment of losses and reporting of profits in the quarter ended 30.09.2022 compared to corresponding previous reporting quarter. However, during the half year ended 30.09.2022, there has been a marginal increase in net loss despite due to increase in cost of production and employee benefit expenses on account of grant of ESOPS. The net Worth of the company continues to be negative. The Company's ability to continue as going concern is dependent upon the further increased revenue from operations, gross margin and reduction in finance cost. The management is hopeful of increasing the revenues further and improving gross/ net margins by adopting the cost saving measures. Therefore, no material uncertainty exists on the company's ability to continue as a going concern.
- 17 During the half year ended 30.09.2022, the Nomination and Remuneration Committee of the Board of Directors of the Company, has further granted options numbering to 4,83,000 (Fair value Rs. 282 Lakhs) as per Stock Incentive Plan on 25th April, 2022 to the Eligible Employees of the Company under the "Jagatjit Industries Limited Stock Incentive Plan 2021" complying the Companies Act read with Securities and exchange Board of India (share based employee benefits and sweat equity regulations) 2021. Total number of options granted under the stock incentive plan as on 30.09.2022 is 13,20,584 (Fair Value Rs. 852 Lakhs). Consequently, an amount of Rs. 204 Lakhs pertaining to half year ended September 30, 2022 has been accounted for as employee benefit expenses and a corresponding Reserve has been created for the same.
- 18 Figures for the previous reporting period have been regrouped/reclassified and rearranged, wherever necessary, to correspond with the current reporting period classification/disclosure.

Date: 14.11.2022  
Place: New Delhi



For and on behalf of Jagatjit Industries Limited

  
Ravi Manchanda  
(Managing Director)





# JAGATJIT INDUSTRIES LIMITED

Regd. Office: Jagatjit Nagar – 144 802, Distt. Kapurthala (Punjab)


Corporate Identity Number : L15520PB1944PLC001970

:: (0181) 2783117 Fax: (0181) 2783118 E-mail: jil @jagatjit.com Website: www.Jagatjit.com

(Rs. In Lakhs)

## UNAUDITED STANDALONE ASSETS AND LIABILITIES AS AT SEPTEMBER 30, 2022

| S. No.   | Particulars  | As at         | As at         |
|----------|--|---------------|---------------|
|          |  | 30.09.2022    | 31.03.2022    |
|          |  | Unaudited     | Audited       |
| <b>A</b> | <b>ASSETS</b>  |               |               |
| <b>1</b> | <b>Non-current assets</b>  |               |               |
|          | Property, plant and equipment  | 36,561        | 36,921        |
|          | Capital work in progress   | 104           | 16            |
|          | Right-of-use assets  | 30            | 44            |
|          | Investment properties  | 1,696         | 1,718         |
|          | Financial assets   |               |               |
|          | - Investments  | 32            | 31            |
|          | - loans  | 213           | 244           |
|          | - Trade receivable   | 86            | 115           |
|          | -Other financial assets  | 1,922         | 1,929         |
|          | Other non-current assets   | 66            | 109           |
|          | <b>Total non-current assets</b>  | <b>40,710</b> | <b>41,127</b> |
| <b>2</b> | <b>Current assets</b>  |               |               |
|          | Inventories  | 4,004         | 3,733         |
|          | Financial assets   |               |               |
|          | -Investments   |               |               |
|          | -Loans   | 406           |               |
|          | - Trade receivables  | 3,428         | 3,202         |
|          | - Cash and cash equivalents  | 174           | 209           |
|          | - Other Financial assets   | 322           | 98            |
|          | Other current assets   | 790           | 913           |
|          | Assets classified as held for sale                                     | 38            | 38            |
|          | <b>Total current assets</b>  | <b>9,162</b>  | <b>8,193</b>  |
|          | <b>Total Assets</b>  | <b>49,872</b> | <b>49,320</b> |
| <b>B</b> | <b>EQUITY AND LIABILITIES</b>  |               |               |
| <b>1</b> | <b>Equity</b>  |               |               |
|          | Equity share capital   | 4,615         | 4,615         |
|          | Other equity   | 33            | 142           |
|          | <b>Total equity</b>  | <b>4,648</b>  | <b>4,757</b>  |
| <b>2</b> | <b>Non-current liabilities</b>   |               |               |
|          | Financial liabilities  |               |               |
|          | - Borrowings   | 20,523        | 20,760        |
|          | - Lease liability  | -             | 19            |
|          | - Other financial liabilities  | 5,842         | 5,969         |
|          | Provisions   | 1,995         | 1,995         |
|          | Other non current liabilities  | 674           | 786           |
|          | <b>Total non-current liabilities</b>                                   | <b>29,034</b> | <b>29,529</b> |
| <b>3</b> | <b>Current liabilities</b>   |               |               |
|          | Financial liabilities  |               |               |
|          | - Borrowings   | 2,019         | 837           |
|          | - Lease liability  | 37            | 32            |
|          | - Trade payables   |               |               |
|          | Outstanding dues of Micro enterprises and Small enterprises            | 33            | 27            |
|          | Outstanding dues of other than Micro enterprises and Small enterprises | 5,386         | 5,550         |
|          | - Other financial liabilities  | 1,768         | 1,392         |
|          | Provisions   | 465           | 449           |
|          | Other current liabilities  | 6,482         | 6,747         |
|          | <b>Total current liabilities</b>                                       | <b>16,190</b> | <b>15,034</b> |
|          | <b>Total equity and liabilities</b>                                    | <b>49,872</b> | <b>49,320</b> |





# JAGATJIT INDUSTRIES LIMITED

Regd. Office: Jagatjit Nagar – 144 802, Distt. Kapurthala (Punjab)

Corporate Identity Number : L15520PB1944PLC001970

Phones: (0181) 2783117 Fax: (0181) 2783118 E-mail: jil @jagatjit.com Website: www.Jagatjit.com

(Rs. In Lakhs)

## Unaudited Standalone Cash Flow Statement for the half year ended September 30, 2022

|           | Particulars   | For the half year<br>ended September 30,<br>2022 | For the year<br>ended March 31,<br>2022 |
|-----------|---|--|---|
|           |   | Unaudited  | Audited                                 |
| <b>A.</b> | <b>Cash flow from operating activities:</b>   |  |   |
|           | Net profit/ (loss) for the period after tax   | (326)  | 62                                      |
|           | Adjustments for:  |  |   |
|           | Rent from investment properties   | (604)  | (1,182)                                 |
|           | Fair valuation of investments   | (1)  | -                                       |
|           | Employee Stock option expenses  | 204  | 56                                      |
|           | Depreciation  | 505  | 996                                     |
|           | Interest expense  | 1,475  | 2,882                                   |
|           | Interest income   | (60)   | (122)                                   |
|           | (Profit)/Loss on sale of properties, plant and equipment (net)                                    | 17   | (98)                                    |
|           | Bad debts/advances/stock written off  | 392  | 1,554                                   |
|           | Allowance for expected credit loss  | 11   | 26                                      |
|           | Provision for obsolete/damaged inventory  | -  | 5                                       |
|           | Liability/provisions no longer required written back  | (617)  | (3,206)                                 |
|           | Provision for Gratuity & Leave Encashment & others  | 16   | 33                                      |
|           | <b>Operating profit before working capital changes</b>  | <b>1,012</b>                                     | <b>1,006</b>                            |
|           | <b>Changes in working capital</b>   |  |   |
|           | Trade receivables   | (151)  | (844)                                   |
|           | Other financial assets and other assets   | (72)   | 454                                     |
|           | Inventories   | (275)  | (222)                                   |
|           | Trade payables  | (33)   | 355                                     |
|           | Financial liabilities, other liabilities and provisions   | (76)   | 665                                     |
|           | <b>Cash generated from operations</b>   | <b>405</b>                                       | <b>1,414</b>                            |
|           | Taxes (Paid)/ Received (Net of TDS)   | -  | -                                       |
|           | <b>Net cash generated from operating activities (A)</b>   | <b>405</b>                                       | <b>1,414</b>                            |
| <b>B.</b> | <b>Cash flow from investing activities:</b>   |  |   |
|           | Purchase of property, plant and equipment including capital work-in-progress and capital advances | (228)  | (481)                                   |
|           | Proceeds from sale of property, plant and equipment   | 14   | 114                                     |
|           | Payment to subsidiaries & associates  | (392)  | (11)                                    |
|           | Loan to others  | (9)  |   |
|           | Interest received (Revenue)   | 60   | 128                                     |
|           | Income from investment properties   | 604  | 1,182                                   |
|           | Release/(Addition) of cash (from)/for restrictive use   | 39   | 67                                      |
|           | <b>Net Cash generated/(used) from investing activities (B)</b>                                    | <b>88</b>  | <b>999</b>                              |
| <b>C.</b> | <b>Cash flow from financing activities:</b>   |  |   |
|           | Net Loans (repaid) / taken  | 945  | 103                                     |
|           | Payment of lease liability  | (14)   | (25)                                    |
|           | Interest paid   | (1,459)  | (2,881)                                 |
|           | <b>Net cash used in financing activities ( C)</b>   | <b>(528)</b>                                     | <b>(2,803)</b>                          |
|           | <b>Net increase/ (decrease) in cash &amp; cash equivalents (A + B + C)</b>                        | <b>(35)</b>                                      | <b>(390)</b>                            |
|           | <b>Cash and cash equivalents at the beginning of the year</b>                                     | <b>209</b>                                       | <b>599</b>                              |
|           | <b>Cash and cash equivalents at the end of the year</b>   | <b>174</b>                                       | <b>209</b>                              |
|           | <b>Cash &amp; cash equivalents comprises of</b>   |  |   |
|           | Cash, cheques & drafts (in hand) and remittances in transit                                       | 30   | 9                                       |
|           | Balance with scheduled banks  | 144  | 200                                     |
|           |   | <b>174</b>                                       | <b>209</b>                              |





# JAGATJIT INDUSTRIES LIMITED


Regd. Office: Jagatjit Nagar – 144 802, Distt. Kapurthala (Punjab)  
Corporate Identity Number : L15520PB1944PLC001970

Phones: (0181) 2783117 Fax: (0181) 2783118 E-mail: jil @jagatjit.com Website: www.Jagatjit.com

(Rs. In Lakhs)

## Standalone Segment wise Revenue & Results

| Particulars   | Quarter Ended |               |               | Half year ended |               | Year ended    |
|---|---------------|---------------|---------------|-----------------|---------------|---------------|
|   | 30.09.2022    | 30.06.2022    | 30.09.2021    | 30.09.2022      | 30.09.2021    | 31.03.2022    |
|   | Unaudited     | Unaudited     | Unaudited     | Unaudited       | Unaudited     | Audited       |
| <b>1. Segment Revenue (Sales and other operating income)</b>        |               |               |               |                 |               |               |
| A. Beverages  | 12,163        | 7,949         | 6,512         | 20,112          | 11,565        | 27,613        |
| B. Food   | 4,176         | 3,475         | 3,407         | 7,651           | 7,253         | 16,236        |
| C. Others   | 330           | 393           | 278           | 723             | 588           | 1,296         |
| <b>Total Segment Revenue</b>  | <b>16,669</b> | <b>11,817</b> | <b>10,197</b> | <b>28,486</b>   | <b>19,406</b> | <b>45,145</b> |
| <b>2. Segment Results</b>   |               |               |               |                 |               |               |
| A. Beverages  | 863           | 536           | 515           | 1,399           | 912           | 2,066         |
| B. Food   | 317           | (91)          | 153           | 226             | 427           | 1,021         |
| C. Others   | 0             | 1             | 2             | 1               | 2             | 9             |
| <b>Total Segment Results</b>  | <b>1,180</b>  | <b>446</b>    | <b>670</b>    | <b>1,626</b>    | <b>1,341</b>  | <b>3,096</b>  |
| Add/(Less) : Exceptional Items [net credit/(charged)]               | -             | -             | -             | -               | -             | -             |
| Less : Finance Cost   | 742           | 733           | 736           | 1,475           | 1,434         | 2,882         |
| Less : Other un-allocable expense net of un-allocable income        | 389           | 144           | 62            | 533             | 243           | 104           |
| <b>Total Profit/(Loss) Before Tax from continuing operations</b>    | <b>49</b>     | <b>(431)</b>  | <b>(128)</b>  | <b>(382)</b>    | <b>(336)</b>  | <b>110</b>    |
| <b>Total Profit/(Loss) Before Tax from discontinuing operations</b> | <b>72</b>     | <b>(3)</b>    | <b>(5)</b>    | <b>69</b>       | <b>(10)</b>   | <b>(17)</b>   |
| <b>Total Profit/(Loss) Before Tax</b>                               | <b>121</b>    | <b>(434)</b>  | <b>(133)</b>  | <b>(313)</b>    | <b>(346)</b>  | <b>93</b>     |





# V.P.JAIN & ASSOCIATES

*Chartered Accountants*

AmbikaBhawan, F-1, First Floor,  
4658-A/21, Ansari Road, Darya Ganj, New Delhi – 110002

**Phone:** 9650992753

**Email id:** info1vpj@gmail.com

---

**Independent Auditor's Review Report on the Quarterly Unaudited Consolidated Financial Results of the Company pursuant to the Regulation 33 of the SEBI (Listing Obligation and Disclosure Requirement) Regulations 2015, (as amended)**

To

**The Board of Directors,**

**Jagatjit Industries Limited,**

**4<sup>TH</sup> Floor, Bhandari House, Nehru Place**

**New Delhi- 110019**

1. We have reviewed the accompanying Statement of Unaudited Consolidated Financial Results of **Jagatjit Industries Limited** ("the Parent") and its subsidiaries (the Parent and its subsidiary together refer to as "the Group"), and associate company for the half year ended September 30, 2022 ("the Statement") being submitted by the Parent pursuant to the requirement of Regulation 33 of the SEBI (Listing Obligations and Disclosure Requirements) Regulations, 2015, as amended (the "Listing Regulations").
2. This statement which is the responsibility of the Parent's Management and approved by the Parent's Board of Directors, has been prepared substantially in accordance with the recognition and measurement principles laid down in the Indian Accounting Standard 34 "Interim Financial Reporting" ("Ind AS 34"), prescribed under section 133 of the Companies Act, 2013 read with relevant rules issued thereunder and other accounting principles generally accepted in India. Our responsibility is to issue a report on the Statement based on our review.
3. We conducted our review of the Statement in accordance with the Standard on Review Engagements (SRE) 2410, "Review of Interim Financial Information Performed by the Independent Auditor of the Entity" issued by the Institute of Chartered Accountants of India. This standard requires that we plan and perform the review to obtain moderate assurance as to whether the Statement is free of material misstatement. A review of interim financial information consists of making inquiries, primarily of company's personnel responsible for financial and accounting matters, and applying analytical and other review procedures. A review is substantially less in scope than an audit conducted in accordance with Standard on Auditing specified under section 143(10) of the



companies Act, 2013 and consequently does not enable us to obtain assurance that we would become aware of all significant matters that might be identified in an audit. Accordingly, we do not express an audit opinion.

We also performed procedures in accordance with the Circular No. CIR/CFD/CMD1/44/2019 dated March 29, 2019 issued by the Securities Exchange Board of India under Regulation 33(8) of Listing Regulation, to the extent applicable.

4. Based on our review conducted as stated paragraph 3 above read with the notes accompanying the Statement and based on consideration of the review report of other auditors refer to paragraph 7 below, nothing has come to our attention that causes us to believe that the accompanying Statement prepared substantially in accordance with the aforesaid Indian Accounting Standard ('Ind AS') specified under Section 133 of the Companies Act, 2013, read with relevant rules issued thereunder and other accounting principles generally accepted in India, has not disclosed the information required to be disclosed in terms of Regulation 33 of the SEBI (Listing Obligations and Disclosure Requirements) Regulation 2015, as amended, including the manner in which it is to be disclosed, or that it contains any material misstatement.

#### 5. Emphasis of Matter

We draw attention to below mentioned note to the accompanying consolidated financial results:

Note no 6 regarding pending approval from UPSIDC, Note no 8 regarding closing inventory, note no 11 regarding the classification of security deposits, note no 12 regarding loan to ex- employee, note no13 regarding the business surplus payable to ex-franchisee partner and note no 16 regarding going Concern

Our conclusion is not modified in respect of these matters.

6. The statement includes the results of the Parent and the following entities:

#### Subsidiary Companies

- (a) JIL Trading Pvt. Ltd.
- (b) S.R.K. Investment Pvt. Ltd.
- (c) Sea Bird Securities Pvt. Ltd.
- (d) L.P. Investments Ltd.
- (e) Yoofy Computech Pvt. Ltd. (under process of striking off)
- (f) Natwar Liquors Pvt. Ltd.

#### Associate Company

- (a) Hyderabad Distilleries and Wineries Pvt. Ltd.



7. We did not review the financial results and other financial information of its subsidiaries (listed in paragraph 6), whose unaudited interim financial results reflect total assets of Rs 176 Lakhs , revenues of Rs.NIL for the half year ended September 30, 2022, total net loss after tax / Total comprehensive loss of Rs. 2 Lakh for the half year ended September 30, 2022 as included in the Statement.

The Statements also include the Group's share of loss after tax / Total comprehensive loss of Rs. 3 Lakhs for the half year ended September 30, 2022 respectively as considered in the Statements, in respect of an associate company, whose financial statements have been reviewed by other auditors.

The independent auditor's reports on interim financial results of these subsidiaries have been furnished to us by the management. Our conclusion on the Statement, in so far as it relates to the amounts and disclosures included in the respect of these subsidiaries, is based solely on the report of other auditors and procedures performed by us as stated in paragraph 3 above.

Our conclusion on the Statement in respect of matter stated above is not modified with respect to our reliance on the work done and the report of the other auditors.

For V.P. Jain & Associates  
Chartered Accountants  
(FRN: 015260N)



Place: New Delhi  
Date: 14.11.2022  
UDIN: 22547131BDCKRM9926

  
(CA SarthakMadaan)  
Partner  
(Membership No. 547131)



# JAGATJIT INDUSTRIES LIMITED

Regd. Office: Jagatjit Nagar – 144 802, Distt. Kapurthala (Punjab)

Corporate Identity Number : L15520PB1944PLC001970

Phones: (0181) 2783117 Fax: (0181) 2783118 E-mail: jil @jagatjit.com Website: www.Jagatjit.com

(Rs. In Lakhs)

## UNAUDITED CONSOLIDATED FINANCIAL RESULTS FOR THE QUARTER AND HALF YEAR ENDED SEPTEMBER 30, 2022

| S. No. | Particulars  | Quarter ended |               |               | Half year ended |               | Year ended    |
|--------|--|---------------|---------------|---------------|-----------------|---------------|---------------|
|        |  | 30.09.2022    | 30.06.2022    | 30.09.2021    | 30.09.2022      | 30.09.2021    | 31.03.2022    |
|        |  | Unaudited     | Unaudited     | Unaudited     | Unaudited       | Unaudited     | Audited       |
| 1      | <b>Income from operations</b>  |               |               |               |                 |               |               |
|        | (a) Revenue from operations (Gross of Excise duty)   | 16,669        | 11,817        | 10,197        | 28,486          | 19,406        | 45,145        |
|        | (b) Other income   | 826           | 905           | 1,865         | 1,731           | 2,714         | 5,247         |
|        | <b>Total income</b>  | <b>17,495</b> | <b>12,722</b> | <b>12,062</b> | <b>30,217</b>   | <b>22,120</b> | <b>50,392</b> |
| 2      | <b>Expenses</b>  |               |               |               |                 |               |               |
|        | (a) Cost of materials consumed   | 7,530         | 7,099         | 4,726         | 14,629          | 9,633         | 23,588        |
|        | (b) Purchase of stock in trade   | 322           | 370           | 279           | 692             | 603           | 1,281         |
|        | (c) Changes in inventories of finished goods, work- in-progress and stock-in-trade                           | 113           | (349)         | 490           | (236)           | (61)          | 176           |
|        | (d) Excise duty on sale  | 3,004         | 163           | 35            | 3,167           | 213           | 619           |
|        | (e) Employee benefits expense  | 1,893         | 1,831         | 1,670         | 3,724           | 3,334         | 7,024         |
|        | (f) Finance cost   | 742           | 733           | 736           | 1,475           | 1,434         | 2,882         |
|        | (g) Depreciation and amortisation expense  | 254           | 251           | 255           | 505             | 496           | 996           |
|        | (h) Other expenses   | 3,595         | 3,062         | 4,036         | 6,657           | 6,841         | 13,746        |
|        | <b>Total expenses</b>  | <b>17,453</b> | <b>13,160</b> | <b>12,227</b> | <b>30,613</b>   | <b>22,493</b> | <b>50,312</b> |
| 3      | <b>Profit/(Loss) before exceptional items and taxes (1-2)</b>  | <b>42</b>     | <b>(438)</b>  | <b>(165)</b>  | <b>(396)</b>    | <b>(373)</b>  | <b>80</b>     |
| 4      | Exceptional Items  | -             | -             | -             | -               | -             | -             |
| 5      | <b>Profit/(Loss) before tax (3-4)</b>  | <b>42</b>     | <b>(438)</b>  | <b>(165)</b>  | <b>(396)</b>    | <b>(373)</b>  | <b>80</b>     |
| 6      | Tax expense  |               |               |               |                 |               |               |
|        | Income tax adjustment related to earlier years   | -             | -             | -             | -               | -             | 4             |
| 7      | <b>Net Profit / (Loss) after tax ( 5+6) from continuing operations</b>                                       | <b>42</b>     | <b>(438)</b>  | <b>(165)</b>  | <b>(396)</b>    | <b>(373)</b>  | <b>76</b>     |
| 8      | Net Profit / (Loss) from discontinued operations   | 72            | (3)           | (5)           | 69              | (10)          | (17)          |
| 9      | <b>Net Profit / (Loss) after tax</b>   | <b>114</b>    | <b>(441)</b>  | <b>(170)</b>  | <b>(327)</b>    | <b>(383)</b>  | <b>59</b>     |
| 10     | Share of profit/(loss) of associates   | 0             | (3)           | (3)           | (3)             | (6)           | (11)          |
| 11     | <b>Net profit/(loss) after tax, share of profit/(loss) from associates</b>                                   | <b>114</b>    | <b>(444)</b>  | <b>(173)</b>  | <b>(330)</b>    | <b>(389)</b>  | <b>48</b>     |
| 12     | <b>Other Comprehensive Income / ( Loss)</b>  |               |               |               |                 |               |               |
|        | Fair value changes on Equity Instruments   | 1             | (1)           | -             | -               | -             | 1             |
|        | Re-measurement gains/(losses) on defined benefit plans   | 6             | 7             | 37            | 13              | 37            | 26            |
|        | Tax impact on re-measurement gains/(losses) on defined benefit plans   | -             | -             | -             | -               | -             | -             |
|        |  | <b>7</b>      | <b>6</b>      | <b>37</b>     | <b>13</b>       | <b>37</b>     | <b>27</b>     |
| 13     | <b>Total Comprehensive Income for the period</b>   | <b>121</b>    | <b>(438)</b>  | <b>(136)</b>  | <b>(317)</b>    | <b>(352)</b>  | <b>75</b>     |
| 14     | <b>Net Profit / (Loss) for the period attributable to Equity Shareholders of the Parent</b>                  | <b>114</b>    | <b>(444)</b>  | <b>(173)</b>  | <b>(330)</b>    | <b>(389)</b>  | <b>48</b>     |
|        | Non-controlling Interest   | -             | -             | -             | -               | -             | -             |
|        |  | <b>114</b>    | <b>(444)</b>  | <b>(173)</b>  | <b>(330)</b>    | <b>(389)</b>  | <b>48</b>     |
| 15     | <b>Other Comprehensive Income / ( Loss) for the period attributable to Equity Shareholders of the Parent</b> | <b>7</b>      | <b>6</b>      | <b>37</b>     | <b>13</b>       | <b>37</b>     | <b>27</b>     |
|        | Non-controlling Interest   | -             | -             | -             | -               | -             | -             |
|        |  | <b>7</b>      | <b>6</b>      | <b>37</b>     | <b>13</b>       | <b>37</b>     | <b>27</b>     |
| 16     | <b>Total Comprehensive Income / ( Loss) for the period attributable to Equity Shareholders of the Parent</b> | <b>121</b>    | <b>(438)</b>  | <b>(136)</b>  | <b>(317)</b>    | <b>(352)</b>  | <b>75</b>     |
|        | Non-controlling Interest   | -             | -             | -             | -               | -             | -             |
|        |  | <b>121</b>    | <b>(438)</b>  | <b>(136)</b>  | <b>(317)</b>    | <b>(352)</b>  | <b>75</b>     |
| 17     | Paid-up Equity Share Capital ( Face Value of the Share is Rs.10/- each)                                      | 4,615         | 4,615         | 4,615         | 4,615           | 4,615         | 4,615         |
| 18     | Other Equity (excluding Revaluation Reserves)  |               |               |               |                 |               | (23,913)      |
| 19.i   | <b>Earnings per equity share (for continuing operations)</b>   |               |               |               |                 |               |               |
|        | (of Rs. 10/- each) (not annualised for the quarter):   |               |               |               |                 |               |               |
|        | (a) Basic  | 0.10          | (1.01)        | (0.38)        | (0.91)          | (0.87)        | 0.15          |
|        | (b) Diluted  | 0.09          | (0.98)        | (0.38)        | (0.88)          | (0.87)        | 0.15          |
| 19.ii  | <b>Earnings per equity share (for discontinued operations)</b>   |               |               |               |                 |               |               |
|        | (of Rs. 10/- each) (not annualised for the quarter):   |               |               |               |                 |               |               |
|        | (a) Basic  | 0.16          | (0.01)        | (0.01)        | 0.16            | (0.02)        | (0.04)        |
|        | (b) Diluted  | 0.16          | (0.01)        | (0.01)        | 0.15            | (0.02)        | (0.04)        |
| 19.iii | <b>Earnings per equity share</b>   |               |               |               |                 |               |               |
|        | (of Rs. 10/- each) (not annualised for the quarter):   |               |               |               |                 |               |               |
|        | (a) Basic  | 0.26          | (1.02)        | (0.39)        | (0.75)          | (0.89)        | 0.11          |
|        | (b) Diluted  | 0.25          | (0.99)        | (0.39)        | (0.73)          | (0.89)        | 0.11          |



## NOTES

- 1 The unaudited consolidated financial results of the Group for the quarter and half year ended September 30, 2022 have been reviewed by the Audit Committee and approved by the Board of Directors at their respective meetings held on 14.11.2022. The statutory auditors have carried out limited review under regulation 33 of the SEBI (Listing Obligations and Disclosure Requirement) Regulation, 2015 and expressed an unmodified audit opinion on these results .
- 2 The financial results of the Group have been prepared in accordance with Indian Accounting Standards (Ind AS) notified under the Companies (Indian Accounting Standards) Rules, 2015 as amended by the Companies (Indian Accounting Standards) (Amendment) Rules, 2016.
- 3 Other income includes reversal of, provision for bad and doubtful debts of Rs 385 lakhs written off during the reporting period, Sales Promotion expenses payable of Rs 32 lakhs pertaining to Financial year 2020-21, excess provision of doubtful debts of Rs 10 Lakhs, static balance of Trade payables (more than 3 years) of Rs 119 Lakhs.
- 4 Interest income on intercorporate loans of Rs 443 Lakhs has not been recognised during the quarter ended 30.09.2022 pending finalisation of terms and conditions as to the repayment and the rate of interest. It will be accounted for at the year end.
- 5 Contingent Liabilities - Claims against the Group not acknowledged as debts - Rs 1134 lakhs as on 30.09.2022 as certified by the management. The amount includes estimates made in earlier years in respect of various old cases.
- 6 During the financial year 2017-18, Group entered into an agreement of sale for development and disposal thereafter a part of Leasehold land of Glass division at Sahibabad due to discontinuity of operations. In pursuance of the said agreement, Group has received a sum of Rs 4627 Lakhs (towards part performance of the agreement). Recognition of revenue has been deferred, pending approval from the lessor (UPSIDC). The Group has entered into Tripartite MOU for development of entire property in pursuance of Board Resolution dated 14.08.2021 has been cancelled. The Group is hopeful of receiving the approval from the authority by the end of the financial year.
- 7 Provision for Bonus ,Gratuity and leave encashment are made proportionately on the basis of annualised figure of FY 2021-22.
- 8 Closing inventory in terms of quantity & value of Rs 4004 Lakhs and Income from franchisee business of Rs. 131 Lakhs (Included in Income from operations) for half year ended 30.09.2022 have been certified by the Management.
- 9 Information regarding MSME suppliers is given to the extent such parties have been identified on the basis of information available with the Group. Interest, if any, will be provided at the year end.
- 10 Provision for doubtful trade receivables / loan & advances and non-moving / slow-moving inventories, if any, will be made at year end.
- 11 The security deposits received from the Franchisee partners/Stockists/Tenants in respect of investment property and from others in respect of commercial agreement for the development of the property as stated vide note no 6 amounting to Rs 2844 Lakhs have been classified as Non-Current Liability in respect of the various agreements which have expired/ expiring within the 12 months of the reporting date. The management is of the view that the expired/expiring agreements will be further renewed as per industry practice and similar clause is mentioned in the agreement. Accordingly, during the half year ended 30.09.2022, Group has provided interest of Rs 43 Lakhs on security deposits of Rs 515 Lakhs from franchisee partners pending renewal of agreements.
- 12 Non Current Financial Assets include a sum of Rs 201 lakhs (net of part amount of full and final settlement which is under process) due from an Ex-employee. Management is hopeful to adjust/recover the loan in the subsequent quarters.
- 13 Other current financial Liabilities' include Rs 60 Lakhs on account of business surplus payable to ex-franchisee partner pertaining to earlier years pending final settlement.
- 14 In absence of convincing evidence of future taxable profit, the Group has not recognised deferred tax asset during the reporting period.
- 15 As per Ind AS 108, operating segment is a component of the Group that engages in the business activities whose operating activities are regularly reviewed by the Group's Chief Operating Decision Maker (CODM) to make decision about resources to be allocated to the segment and assess its performance and for which discrete financial information is available. Accordingly, the Group has identified its operating segments as below:
  - (a) Beverages: Segment includes manufacturing and supply of Grain Based Extra Natural Alcohol, bottled Indian Made Foreign Liquor, Country Liquor, Industrial Alcohol and Sanitizer.
  - (b) Food: Segment includes manufacturing and supplies of food products and providing job work services for manufacture of food products.
  - (c) Others: Segment includes trading of petroleum products.The Group's CODM does not review assets and liabilities for each operating segment separately, hence segment disclosures relating to total assets and liabilities have not been furnished.
- 16 During the quarter and half year reporting period there is a substantial increase in the revenue from operations as compared to the corresponding reporting periods resulting in curtailment of losses and reporting of profits in the quarter ended 30.09.2022 compared to corresponding previous reporting quarter. However, during the half year ended 30.09.2022, there has been a marginal increase in net loss despite due to increase in cost of production and employee benefit expenses on account of grant of ESOPS. The net Worth of the Group continues to be negative. The Group's ability to continue as going concern is dependent upon the further increased revenue from operations , gross margin and reduction in finance cost. The management is hopeful of increasing the revenues further and improving gross/ net margins by adopting the cost saving measures. Therefore, no material uncertainty exists on the Group's ability to continue as a going concern.
- 17 During the half year ended 30.09.2022,the Nomination and Remuneration Committee of the Board of Directors of the Group, has further granted options numbering to 4,83,000 (Fair value Rs. 282 Lakhs) as per Stock Incentive Plan on 25th April, 2022 to the Eligible Employees of the Group under the "Jagatjit Industries Limited Stock Incentive Plan 2021" complying the Companies Act read with Securities and exchange Board of India (share based employee benefits and sweat equity regulations) 2021. Total number of options granted under the stock incentive plan as on 30.09.2022 is 13,20,584 (Fair Value Rs. 852 Lakhs). Consequently, an amount of Rs. 204 Lakhs pertaining to half year ended September 30, 2022 has been accounted for as employee benefit expenses and a corresponding Reserve has been created for the same.
- 18 Figures for the previous reporting period have been regrouped/reclassified and rearranged, wherever necessary, to correspond with the current reporting period classification/disclosure.

For and on behalf of Jagatjit Industries Limited

  
Ravi Manchanda  
(Managing Director)

Date: 14.11.2022  
Place: New Delhi





# JAGATJIT INDUSTRIES LIMITED

Regd. Office: Jagatjit Nagar – 144 802, Distt. Kapurthala (Punjab)

Corporate Identity Number : L15520PB1944PLC001970

Phones: (0181) 2783117 Fax: (0181) 2783118 E-mail: jil @jagatjit.com Website: www.Jagatjit.com

(Rs. In Lakhs)

## UNAUDITED CONSOLIDATED ASSETS AND LIABILITIES AS AT SEPTEMBER 30, 2022

| S. No.   | Particulars  | As at 30.09.2022 | As at 31.03.2022 |
|----------|--|------------------|------------------|
|          |  | Unaudited        | Audited          |
| <b>A</b> | <b>ASSETS</b>  |                  |                  |
| <b>1</b> | <b>Non-current assets</b>  |                  |                  |
|          | Property, plant and equipment  | 36,561           | 36,921           |
|          | Capital work in progress   | 104              | 16               |
|          | Right-of-use assets  | 30               | 44               |
|          | Investment properties  | 1,696            | 1,718            |
|          | Financial assets   |                  |                  |
|          | - Investments  | 560              | 562              |
|          | - loans  | 207              | 241              |
|          | - Trade receivable   | 86               | 115              |
|          | -Other financial assets  | 1,923            | 1,930            |
|          | Other non-current assets   | 66               | 109              |
|          | <b>Total non-current assets</b>  | <b>41,233</b>    | <b>41,656</b>    |
| <b>2</b> | <b>Current assets</b>  |                  |                  |
|          | Inventories  | 4,004            | 3,733            |
|          | Financial assets   |                  |                  |
|          | -Investments   |                  |                  |
|          | -Loans   | 406              | -                |
|          | - Trade receivables  | 3,428            | 3,202            |
|          | - Cash and cash equivalents  | 182              | 213              |
|          | - Other Financial assets   | 322              | 98               |
|          | Other current assets   | 790              | 913              |
|          | Assets classified as held for sale                                     | 38               | 38               |
|          | <b>Total current assets</b>  | <b>9,170</b>     | <b>8,197</b>     |
|          | <b>Total Assets</b>  | <b>50,403</b>    | <b>49,853</b>    |
| <b>B</b> | <b>EQUITY AND LIABILITIES</b>  |                  |                  |
| <b>1</b> | <b>Equity</b>  |                  |                  |
|          | Equity share capital   | 4,615            | 4,615            |
|          | Other equity   | 473              | 588              |
|          | Non-controlling interest   | (4)              | (4)              |
|          | <b>Total equity</b>  | <b>5,084</b>     | <b>5,199</b>     |
| <b>2</b> | <b>Non-current liabilities</b>   |                  |                  |
|          | Financial liabilities  |                  |                  |
|          | - Borrowings   | 20,606           | 20,846           |
|          | - Lease liability  | -                | 19               |
|          | - Other financial liabilities  | 5,842            | 5,969            |
|          | Provisions   | 1,995            | 1,995            |
|          | Other non current liabilities  | 674              | 786              |
|          | <b>Total non-current liabilities</b>                                   | <b>29,117</b>    | <b>29,615</b>    |
| <b>3</b> | <b>Current liabilities</b>   |                  |                  |
|          | Financial liabilities  |                  |                  |
|          | - Borrowings   | 2,022            | 837              |
|          | - Lease liability  | 37               | 32               |
|          | - Trade payables   |                  |                  |
|          | Outstanding dues of Micro enterprises and Small enterprises            | 33               | 27               |
|          | Outstanding dues of other than Micro enterprises and Small enterprises | 5,395            | 5,555            |
|          | - Other financial liabilities  | 1,768            | 1,392            |
|          | Provisions   | 465              | 449              |
|          | Other current liabilities  | 6,482            | 6,747            |
|          | <b>Total current liabilities</b>                                       | <b>16,202</b>    | <b>15,039</b>    |
|          | <b>Total equity and liabilities</b>                                    | <b>50,403</b>    | <b>49,853</b>    |





# JAGATJIT INDUSTRIES LIMITED

Regd. Office: Jagatjit Nagar – 144 802, Distt. Kapurthala (Punjab)


Corporate Identity Number : L15520PB1944PLC001970

Phones: (0181) 2783117 Fax: (0181) 2783118 E-mail: jil @jagatjit.com Website: www.Jagatjit.com

(Rs. In Lakhs)

## Unaudited Consolidated Cash Flow Statement for the half year ended September 30, 2022

|           | Particulars   | For the half year<br>ended September 30,<br>2022 | For the year<br>ended March 31,<br>2022 |
|-----------|---|--|---|
|           |   | Unaudited  | Audited                                 |
| <b>A.</b> | <b>Cash flow from operating activities:</b>   |  |   |
|           | Net profit/ (loss) for the period after tax   | (327)  | 59                                      |
|           | Adjustments for:  |  |   |
|           | Rent from investment properties   | (604)  | (1,182)                                 |
|           | Fair valuation of investments   | (1)  | -                                       |
|           | Employee Stock option expenses  | 204  | 56                                      |
|           | Depreciation  | 505  | 996                                     |
|           | Interest expense  | 1,475  | 2,882                                   |
|           | Interest income   | (60)   | (122)                                   |
|           | (Profit)/Loss on sale of properties, plant and equipment (net)                                    | 17   | (98)                                    |
|           | Fixed Assets written off  |  | -                                       |
|           | Bad debts/advances/stock written off  | 392  | 1,554                                   |
|           | Allowance for expected credit loss  | 11   | 26                                      |
|           | Provision for obsolete/damaged inventory  |  | 5                                       |
|           | Liability/provisions no longer required written back  | (617)  | (3,206)                                 |
|           | Provision for Gratuity & Leave Encashment & others  | 16   | 33                                      |
|           | <b>Operating profit before working capital changes</b>  | <b>1,011</b>                                     | <b>1,002</b>                            |
|           | <b>Changes in working capital</b>   |  |   |
|           | Trade receivables   | (151)  | (844)                                   |
|           | Other financial assets and other assets   | (72)   | 454                                     |
|           | Inventories   | (275)  | (222)                                   |
|           | Trade payables  | (29)   | 354                                     |
|           | Financial liabilities, other liabilities and provisions   | (77)   | 665                                     |
|           | <b>Cash generated from operations</b>   | <b>407</b>                                       | <b>1,409</b>                            |
|           | Taxes (Paid)/ Received (Net of TDS)   | -  | -                                       |
|           | <b>Net cash generated from operating activities (A)</b>   | <b>407</b>                                       | <b>1,409</b>                            |
| <b>B.</b> | <b>Cash flow from investing activities:</b>   |  |   |
|           | Purchase of property, plant and equipment including capital work-in-progress and capital advances | (228)  | (481)                                   |
|           | Proceeds from sale of property, plant and equipment   | 14   | 114                                     |
|           | Payment to associates   | (390)  | (6)                                     |
|           | Loan to others  | (9)  |   |
|           | Interest received (Revenue)   | 60   | 128                                     |
|           | Income from investment properties   | 604  | 1,182                                   |
|           | Release/(Addition) of cash (from)/for restrictive use   | 39   | 67                                      |
|           | <b>Net Cash generated/(used) from investing activities (B)</b>                                    | <b>90</b>  | <b>1,004</b>                            |
| <b>C.</b> | <b>Cash flow from financing activities:</b>   |  |   |
|           | Net Loans (repaid) / taken  | 945  | 103                                     |
|           | Payment of lease liability  | (14)   | (25)                                    |
|           | Interest paid   | (1,459)  | (2,881)                                 |
|           | <b>Net cash used in financing activities ( C)</b>   | <b>(528)</b>                                     | <b>(2,803)</b>                          |
|           | <b>Net increase/ (decrease) in cash &amp; cash equivalents (A + B + C)</b>                        | <b>(31)</b>                                      | <b>(390)</b>                            |
|           | <b>Cash and cash equivalents at the beginning of the year</b>                                     | <b>213</b>                                       | <b>603</b>                              |
|           | <b>Cash and cash equivalents at the end of the year</b>   | <b>182</b>                                       | <b>213</b>                              |
|           | <b>Cash &amp; cash equivalents comprises of</b>   |  |   |
|           | Cash, cheques & drafts (in hand) and remittances in transit                                       | 31   | 9                                       |
|           | Balance with scheduled banks  | 151  | 204                                     |
|           |   | <b>182</b>                                       | <b>213</b>                              |





# JAGATJIT INDUSTRIES LIMITED

Regd. Office: Jagatjit Nagar – 144 802, Distt. Kapurthala (Punjab)

Corporate Identity Number : L15520PB1944PLC001970

Phones: (0181) 2783117 Fax: (0181) 2783118 E-mail: jil @jagatjit.com Website: www.Jagatjit.com

(Rs. In Lakhs)

## Consolidated Segment wise Revenue & Results

| Particulars   | Quarter Ended |               |               | Half year ended |               | Year ended    |
|---|---------------|---------------|---------------|-----------------|---------------|---------------|
|   | 30.09.2022    | 30.06.2022    | 30.09.2021    | 30.09.2022      | 30.09.2021    | 31.03.2022    |
|   | Unaudited     | Unaudited     | Unaudited     | Unaudited       | Unaudited     | Audited       |
| <b>1. Segment Revenue (Sales and other operating income)</b>        |               |               |               |                 |               |               |
| A. Beverages  | 12,163        | 7,949         | 6,512         | 20,112          | 11,565        | 27,613        |
| B. Food   | 4,176         | 3,475         | 3,407         | 7,651           | 7,253         | 16,236        |
| C. Others   | 330           | 393           | 278           | 723             | 588           | 1,296         |
| <b>Total Segment Revenue</b>  | <b>16,669</b> | <b>11,817</b> | <b>10,197</b> | <b>28,486</b>   | <b>19,406</b> | <b>45,145</b> |
| <b>2. Segment Results</b>   |               |               |               |                 |               |               |
| A. Beverages  | 863           | 536           | 515           | 1,399           | 912           | 2,066         |
| B. Food   | 317           | (91)          | 153           | 226             | 427           | 1,021         |
| C. Others   | -             | 1             | 2             | 1               | 2             | 9             |
| <b>Total Segment Results</b>  | <b>1,180</b>  | <b>446</b>    | <b>670</b>    | <b>1,626</b>    | <b>1,341</b>  | <b>3,096</b>  |
| Add/(Less) : Exceptional Items [net credit/(charged)]               | -             | -             | -             | -               | -             | -             |
| Less : Finance Cost   | 764           | 733           | 736           | 1,475           | 1,434         | 2,882         |
| Less : Other un-allocable expense net of un-allocable income        | 367           | 148           | 65            | 537             | 249           | 118           |
| <b>Total Profit/(Loss) Before Tax from continuing operations</b>    | <b>49</b>     | <b>(435)</b>  | <b>(131)</b>  | <b>(386)</b>    | <b>(342)</b>  | <b>96</b>     |
| <b>Total Profit/(Loss) Before Tax from discontinuing operations</b> | <b>72</b>     | <b>(3)</b>    | <b>(5)</b>    | <b>69</b>       | <b>(10)</b>   | <b>(17)</b>   |
| <b>Total Profit/(Loss) Before Tax</b>                               | <b>121</b>    | <b>(438)</b>  | <b>(136)</b>  | <b>(317)</b>    | <b>(352)</b>  | <b>79</b>     |



*Jain*