



J. KUMAR INFRAPROJECTS LIMITED

Regd Off: J. Kumar House, CTS No. 448, 448/1, 449, Subhash Road, Vile Parle (East), Mumbai 400 057, Maharashtra, India, Phone: +91 22 67743555.

Fax: +91 22 26730814, Email: investor.grievances@jkumar.com

Website: www.jkumar.com, CIN: L74210MH1999PLC122886

28th May, 2024

To,
The General Manager
Department of Corporate Services
BSE Ltd
Mumbai Samachar Marg
Mumbai - 400 001
Scrip Code: 532940
ISIN: INE576I01022

The Listing Department
National Stock Exchange of India Ltd
Exchange Plaza, Plot No. C/1, G- Block
Bandra- Kurla Complex, Bandra East
Mumbai-400 051
Scrip Symbol: JKIL

Dear Sir,

Sub: Disclosure under Regulation 30 of the SEBI (Listing Obligations and Disclosure Requirements) Regulations, 2015

Ref: Press Release for the Audited Financial Statements, for the fourth quarter and year-to-date, ended as on 31st March, 2024

Dear Sir's,

Pursuant to the above mentioned Regulations please find enclosed herewith the "Press Release" for the Audited Financial Statements, for the fourth quarter and year-to-date, ended as on 31st March, 2024.

Yours faithfully,

for] J. Kumar Infraprojects Ltd

Poornima
Company Secretary

Enclosures: As Above

Investor Release

J. Kumar Infraprojects Limited Q4 & FY24 Results Release

Revenue for Q4 FY24 grew by 26% Y-O-Y to ₹ 1,425 crores

EBITDA for Q4 FY24 grew by 27% Y-O-Y to ₹ 203 crores

PAT for Q4 FY24 grew by 35% Y-O-Y to ₹ 100 crores

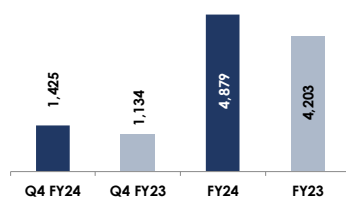
Order Book as March 31, 2024 stood at ₹21,011 crores

Mumbai, May 28, 2024: J. Kumar Infraprojects Limited (JKIL), a pure play EPC company having a niche in construction of Urban Infra Projects including Metros, Elevated Corridors / Flyovers, Roads & Road Tunnels etc. today announced its Audited Financial Results for the quarter and year ended March 31, 2024.

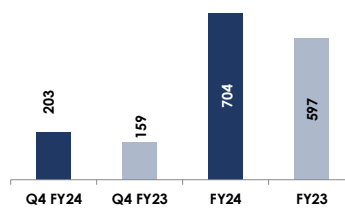
Key Standalone Financial Highlights are as follows:

Particulars (₹ In Cr)	Q4 FY24	Q4 FY23	Y-O-Y	Q3 FY24	FY24	FY23	Y-O-Y
Revenue from Operations	1,425	1,134	26%	1,219	4,879	4,203	16%
EBITDA	203	159	27%	179	704	597	18%
EBITDA Margin	14.3%	14.1%		14.7%	14.4%	14.2%	
PBT	134	100	34%	111	441	374	18%
PBT Margin	9.4%	8.8%		9.1%	9.0%	8.9%	
PAT	100	74	35%	83	329	274	20%
PAT Margin %	7.0%	6.5%		6.8%	6.7%	6.5%	
Cash PAT	141	115	22%	126	497	429	16%
Cash PAT Margin %	9.9%	10.1%		10.3%	10.2%	10.2%	

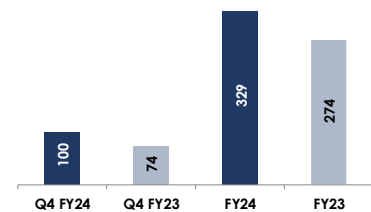
Revenue from Operations (₹ in Cr)



EBITDA (₹ in Cr)



PAT (₹ in Cr)



Standalone Performance highlights for Q4 FY24

Revenue from Operations for Q4 FY24 grew by 26% to ₹ 1,425 crores as compared to ₹ 1,134 crores in Q4 FY23.

EBITDA for Q4 FY24 grew by 27% to ₹ 203 crores as compared to ₹ 159 crores in Q4 FY23. **EBITDA margin** for Q4 FY24 stood at 14.3% as compared to 14.1% in Q4 FY23.

PBT for Q4 FY24 grew by 34% to ₹ **134 crores** as compared to ₹ 100 crores in Q4 FY23. **PBT margin** for Q4 FY24 stood at 9.4% as compared to 8.8% in Q4 FY23.

PAT for Q4 FY24 grew by 35% to ₹ **100 crores** as compared to ₹ 74 crores in Q4 FY23. **PAT margin** for Q4 FY24 stood at 7.0% as compared to 6.5% in Q4 FY23.

Standalone Performance highlights for FY24

Revenue from Operations for FY24 grew by 16% to ₹ **4,879 crores** as compared to ₹ 4,203 crores in FY23.

EBITDA for FY24 grew by 18% to ₹ **704 crores** as compared to ₹ 597 crores in Q4 FY23. **EBITDA margin** for FY24 stood at 14.4% as compared to 14.2% in FY23.

PBT for FY24 grew by 18% to ₹ **441 crores** as compared to ₹ 374 crores in FY23. **PBT margin** for FY24 stood at 9.0% as compared to 8.9% in FY23.

PAT for FY24 grew by 20% to ₹ **329 crores** as compared to ₹ 274 crores in FY23. **PAT margin** for FY24 stood at 6.7% as compared to 6.5% in FY23.

Total Order book as on March 31, 2024 stood at record high level ₹ **21,011 crores**. The order book inter alia includes Metro projects (elevated and underground) contributing ~ 27%, Elevated Corridors / Flyovers, contributing to ~39%, Roads & Road Tunnels projects contributes ~ 24% and others contributing ~11%.

The Company has received order worth ₹ **11,810 crores** during FY24.

On the performance Mr. Kamal J. Gupta, Managing Director commented, “As we conclude FY24, we are pleased to report a period marked by significant achievements including the largest accretion in our order book, substantial revenue growth alongside margin expansion. The working capital cycle has also seen an improvement on back of substantial reduction in receivable days. On back of record order book and our execution prowess, we are confident of setting up new performance benchmarks in the years to come. Our continued focus on adding and diversifying project portfolio that involves sound technical capabilities, we are optimistic that this will help improve our margins. We at JKIL always work towards successful execution of continuing projects with a scope to scale up further. The Company will continue its focus on working capital management and quality of order book.

We believe that India will emerge as one of the fastest growing infrastructure drivers in the world, marked by an unprecedented investment going into virtually every part of its transforming infrastructure story – whether it is airports, ports, railway stations,



metro, expressways, water treatment projects or ropeways. On the other hand, we believe that a sectorial shakeout, higher construction benchmarks, and rising pre-qualification standards have led to an industry wide consolidation. This trend favours larger companies with robust Balance Sheets, enabling them to address even bigger opportunities and strengthen their market position."

About J. Kumar Infraprojects Limited

J. Kumar Infraprojects Limited (JKIL), is one of the few EPC companies to conform to ISO standards "ISO 9001:2015, ISO 14001:2015 & OHSAS 18001:2007" for Quality Management Systems, Occupational Health and Safety Management System and Environmental Management System. JKIL has developed a niche in construction of Urban Infra Projects including Metros, Elevated Corridors/ Flyovers, Roads & Road Tunnels etc. It is renowned for undertaking design and construction projects on a turnkey basis meeting their clients' requirements to effect. JKIL is focused on EPC projects, having strong foothold in various sectors like Urban Infrastructure, Transportation Engineering, Piling & Civil Construction etc.

For more information please visit www.jkumar.com

Safe Harbor Statement

Statements in this document relating to future status, events, or circumstances, including but not limited to statements about plans and objectives, the progress and results of research and development, potential project characteristics, project potential and target dates for project related issues are forward-looking statements based on estimates and the anticipated effects of future events on current and developing circumstances. Such statements are subject to numerous risks and uncertainties and are not necessarily predictive of future results. Actual results may differ materially from those anticipated in the forward-looking statements. The company assumes no obligation to update forward-looking statements to reflect actual results changed assumptions or other factors.

Investor Relation Advisors
Marathon Capital Advisory Private Limited Rahul Porwal - rahul@marathoncapital.in Amit Porwal - amit@marathoncapital.in Mo.: +91-9967576900 / 9819773905 Tel No: +91-22-40030610 / +91 9967576900 www.marathoncapital.in