

November 13, 2022

BSE Ltd. P J Towers, Dalal Street, FortMumbai – 400001 Scrip Code: 543272	National Stock Exchange of India Limited (NSE). Exchange Plaza, Bandra Kurla Complex, Bandra East, Mumbai – 400051 Symbol: EASEMYTRIP
--	--

Subject: NewsPaper Publication

Dear Sir/Ma'am,

Pursuant to provisions of Regulation 47 (3) of SEBI (Listing Obligations and Disclosure Requirements) Regulations, 2015, the newspaper clippings regarding publication of the Unaudited Financial Results for the quarter ended and half year ended September 30, 2022, published in Financial Express (English) and Jan Satta (Hindi) on November 13th, 2022 are enclosed.

The aforesaid information will also be hosted on the website of the Company at www.easemytrip.com.

Kindly take the same on your record.

For Easy Trip Planners Limited


Priyanka Tiwari
Company Secretary and Chief Compliance Officer
Membership No.: A50412

Easy Trip Planners Ltd.


Registered office : Building No. - 223, Patparganj Industrial Area, New Delhi - 110092 (India)


Phone : +91 - 11 43030303, 43131313 | E-mail : Care@easemytrip.com | Web: www.EaseMyTrip.com | CIN No. L63090DL2008PLC179041





**TOGETHER WE CREATE
#INFINITEPOSSIBILITIES**





At Skipper Limited, we all are united by our passion to deliver nothing but the best. Our infinite zeal and zest for excellence drives us towards success and inspires us to do better as a team.

Extract of Standalone and Consolidated Statement of unaudited Financial Results for the quarter and half-year ended 30 September, 2022
(₹ in million, except per share data)

Sl. No.	Particulars	Standalone			Consolidated		
		Quarter Ended 30.09.2022	Half Year Ended 30.09.2022	Quarter Ended 30.09.2021	Quarter Ended 30.09.2022	Half Year Ended 30.09.2022	Quarter Ended 30.09.2021
1	Total Income from Operations	4,631.74	8,804.14	4,802.95	4,631.74	8,804.14	4,802.95
2	Revenue from Operations	4,620.02	8,780.91	4,792.91	4,620.02	8,780.91	4,792.91
3	EBIDTA (Earning before Interest, Depreciation, Tax and Other Income)	398.05	756.37	419.31	382.82	732.56	407.91
4	Profit/ (Loss) Before Tax (PBT)	70.41	73.67	57.90	55.18	49.86	46.50
5	Profit/ (Loss) After Tax (PAT)	45.15	47.26	43.50	29.92	23.45	32.10
6	Total Comprehensive Income for the period [Comprising Profit/ (Loss) for the period (after tax) and Other Comprehensive Income (after Tax)]	45.55	48.07	43.88	30.32	24.26	32.48
7	Equity Share Capital	102.67	102.67	102.67	102.67	102.67	102.67
8	Earnings per equity share (not annualised for quarter periods)						
	Basic (in ₹)	0.44	0.46	0.43	0.29	0.23	0.31
	Diluted (in ₹)	0.44	0.46	0.43	0.29	0.23	0.31
	Cash EPS (in ₹)	1.86	4.63	1.10	1.71	4.40	0.99


NOTE:
The above is an extract from the detailed format of Standalone and Consolidated unaudited Financial Results for the Quarter and half-year ended 30th September, 2022 filed with the Stock Exchanges under Regulation 33 of the Securities and Exchange Board of India (Listing Obligations and Disclosure Requirements) Regulations, 2015. The full format of Standalone and Consolidated unaudited Financial Results for the quarter and half-year ended 30th September, 2022 is available on the Stock Exchanges website (www.bseindia.com & www.nseindia.com) and on the company's website (www.skipperlimited.com).

Place: Kolkata
Dated: 12-11-2022

For and on behalf of the Board
Sajan Kumar Bansal
MANAGING DIRECTOR
DIN : 00063555

SKIPPER LIMITED
CIN: L40104WB1981PLC033408

Registered Office: 3A, Loudon Street, Kolkata - 700 017, India,
Email: investor.relations@skipperlimited.com, Website: www.skipperlimited.com



Easy Trip Planners Limited
Registered Office: Building No. - 223, Patparganj Industrial Area, New Delhi - 110092 (India)
Email us: Care@easemytrip.com
Call us: 011 - 43131313, 43030303

₹1120.72
Million

Total Income
87% ↑

₹388.06
Million

Profit Before Tax
7% ↑

₹282.17
Million

Profit After Tax
4% ↑

₹1.30

Earnings Per Share
4% ↑


Particulars	Quarter Ended 30.09.2022 (Unaudited)	Quarter Ended 30.06.2022 (Unaudited)	Quarter Ended 30.09.2021 (Unaudited)	Half Year Ended 30.09.2022 (Unaudited)	Half Year Ended 30.09.2021 (Unaudited)	Year Ended 31.03.2022 (Audited)
Total income	1,120.72	914.60	597.82	2,035.32	945.32	2,497.63
Net Profit / (Loss) for the period before tax	388.06	444.30	363.82	832.36	572.49	1,435.67
Net Profit / (Loss) for the period after tax	282.17	331.34	271.27	613.51	425.52	1,059.22
Total Comprehensive Income for the period [Comprising Profit/ (Loss) for the period (after tax) and Other Comprehensive Income (after tax)]	286.83	337.62	271.37	624.45	421.19	1,057.32
Paid up Equity Share Capital (Face Value of Rs.2/- each)	434.58	434.58	217.29	434.58	217.29	434.58
Earnings per equity share (face value Rs.2/- per equity share) (not annualised for quarters) Basic & Diluted	1.30	1.52	1.25	2.82	1.96	4.87

NOTE: The above is an extract of the detailed format of Consolidated Unaudited Financial Results for the Quarter and Half Year Ended September 30, 2022 filed with the Stock Exchanges under Regulation 33 of the SEBI (Listing and Other Disclosure Requirements) Regulations, 2015. The full format of the Consolidated Unaudited Financial Results for the Quarter and Half Year Ended September 30, 2022 are available on the Stock Exchange websites. (www.bseindia.com / www.nseindia.com) and Company's website www.easemytrip.com


Place : New Delhi
Date : November 11, 2022

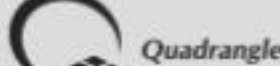
By Order of the Board
For Easy Trip Planners Limited
Name : Priyanka Tiwari
Designation : Company Secretary and Chief Compliance Officer
Membership No.: A50412


Over 11 Million Happy Customers





*T&C Apply














INFO EDGE (INDIA) LIMITED

Regd. Office : Ground Floor, GF-12A, 94, Meghdoot Building, Nehru Place, New Delhi - 110019
CIN: L74899DL1995PLC068021, Tel no. : 0120-3082000, Fax: 0120-3082095, Website : www.infoedge.in, Email: investors@naukri.com

STATEMENT OF STANDALONE AND CONSOLIDATED UNAUDITED FINANCIAL RESULTS FOR THE QUARTER AND HALF YEAR ENDED SEPTEMBER 30, 2022

Particulars	Results on Standalone Basis						Results on Consolidated Basis						Amount in ₹ (Mn)
	3 months ended 30/09/2022	Preceding 3 months ended 30/06/2022	Corresponding 3 months ended in the previous year 30/09/2021	6 months ended 30/09/2022	6 months ended 30/09/2021	Previous year ended 31/03/2022	3 months ended 30/09/2022	Preceding 3 months ended 30/06/2022	Corresponding 3 months ended in the previous year 30/09/2021	6 months ended 30/09/2022	6 months ended 30/09/2021	Previous year ended 31/03/2022	
	(Unaudited)	(Unaudited)	(Unaudited)	(Unaudited)	(Unaudited)	(Audited)	(Unaudited)	(Unaudited)	(Unaudited)	(Unaudited)	(Unaudited)	(Audited)	
1. Total Income from operations (net)	5,318.23	5,076.59	3,625.66	10,394.82	6,908.66	15,624.59	6,041.25	5,472.65	3,660.58	11,513.90	6,946.61	15,890.26	
2. Net profit for the period (before tax and exceptional items)	2,224.74	1,941.52	1,437.25	4,166.26	2,770.97	5,892.77	1,486.74	3,394.49	698.56	4,881.23	1,148.59	30,254.04	
3. Net profit for the period before tax (after exceptional items)	2,224.74	1,941.52	94,375.19	4,166.26	95,708.91	101,008.98	1,486.74	3,394.49	83,391.07	4,881.23	85,345.92	142,001.14	
4. Net Profit for the period after tax	1,680.96	1,484.26	83,602.04	3,165.22	84,654.80	89,225.47	939.02	2,924.31	73,722.89	3,863.33	75,299.31	128,822.30	
5. Total comprehensive income/(loss) for the period [comprising profit for the period (after tax) and other comprehensive income/(loss) (after tax)]	10,924.39	(28,233.14)	147,686.78	(17,308.75)	148,753.57	96,225.91	4,707.48	(33,419.72)	138,084.70	(28,712.24)	139,667.04	121,120.77	
6. Equity Share Capital	1,289.84	1,289.84	1,287.84	1,289.84	1,287.84	1,287.84	1,289.84	1,289.84	1,287.84	1,289.84	1,287.84	1,287.84	
7. Reserve (excluding Revaluation Reserve) as shown in the Audited Balance sheet of the previous year						138,434.13						171,126.55	
Earning per share (of ₹ 10 each) (not annualised)													
(a) Basic - Profit after tax (after exceptional items)	13.05	11.54	649.87	24.59	658.06	693.25	8.00	13.91	573.22	21.90	585.25	991.38	
(a) Basic - Profit after tax (before exceptional items)	13.05	11.54	9.02	24.59	17.20	35.78	8.00	13.91	12.27	21.90	12.59	223.41	
(b) Diluted - Profit after tax (after exceptional items)	12.98	11.48	643.94	24.45	652.05	689.20	7.96	13.84	567.99	21.78	579.90	985.58	
(b) Diluted - Profit after tax (before exceptional items)	12.98	11.48	8.94	24.45	17.04	35.57	7.96	13.84	12.16	21.78	12.48	222.10	

Note :
1. The above is an extract of the detailed format of Quarterly financial results filed with the Stock Exchanges under Regulation 33 of the SEBI (Listing Obligations and Disclosure Requirements) Regulations, 2015 as modified by circular no. CIR/CFD/FAC/62/2016 dated July 05, 2016. The full format of the Quarterly financial results are available on the Stock Exchange websites (www.nseindia.com and www.bseindia.com) and on the company's website (www.infoedge.in).
2. The above results have been prepared in accordance with the Indian Accounting Standards (Ind AS) as prescribed under Section 133 of the Companies Act, 2013 read with Rule 3 of Companies (Indian Accounting Standards) Rules, 2015 and Companies (Indian Accounting Standards) Amendment Rules, 2016.

Place : Noida
Date : November 11, 2022

Hitesh Oberoi
Managing Director
DIN : 01189953

