



# Jumbo Bag Ltd.



WE SHARE OUR JOY

AN ISO 22000, 9001 & BRC / IOP CERTIFIED COMPANY

JSE/2019-20/

04.11.2019

The Corporate Relationship Department,  
Bombay Stock Exchange Limited,  
1st Floor, New Trading Ring,  
Rotunda Building, P.J. Towers,  
Dalal Street, Fort,  
Mumbai - 400 001.

Respected Sirs,

**SUB: Outcome of the Board Meeting**  
**REF: Scrip Code – 516078**

\*\*\*\*\*

The Board of Directors of the Company has approved the following businesses in their meeting held today – 04.11.2019:

**1. Unaudited financial results for the quarter ended 30<sup>th</sup> September 2019 and Limited Review Report given by the Auditors:**

Pursuant to Regulation 33 of SEBI (LODR) Regulations, 2015, the Board of the Directors have approved the unaudited financial results for the quarter ended 30<sup>th</sup> September 2019. The approved unaudited financials for the quarter ended 30<sup>th</sup> September 2019 enclosed as Annexure.

Meeting commenced at 12.30 PM and concluded at 2:10 PM.

This is for your kind information.  
Thanking you,

Yours faithfully,  
For JUMBO BAG LIMITED.,

R. Pramod Kumar  
Company Secretary  
Mobile - 09840288401



"IF YOU ARE SATISFIED TELL OTHERS, IF NOT TELL US"


Regd. Off. : "SK ENCLAVE" New No. 4, (Old No. 47), 1st Floor, Nowroji Road, Chetpet, Chennai - 600 031.  
Phone : 91-44-2645 2325, 2645 1722, 2646 1415, Fax : 91-44-2645 1720  
E-mail : [info@blissgroup.com](mailto:info@blissgroup.com) Website : <http://www.blissgroup.com>  
CIN : L36991TN1990PLC019944

## Jumbo Bag Ltd.,

REGD OFFICE ADDRESS:- S.K.ENCLAVE, NEW NO.4, OLD NO.47, NOWROJI ROAD, CHENNAI 600 031  
CIN:L36991TN1990PLC019944; Website:www.jumbobaglimited.com; Ph: 04426452325; Email:csjbl@blissgroup.com

### UNAUDITED (STANDALONE) FINANCIAL RESULTS FOR THE QUARTER ENDED 30TH SEPTEMBER 2019

	Particulars	Rs. In lakhs			Rs. In lakhs		Previous year
		Quarter ended			Six months ended		12 months ended
		3 months ended (30.09.2019)	3 months ended (30.06.2019)	3 months ended (30.09.2018)	6 months ended (30.09.2019)	6 months ended (30.09.2018)	12 months ended (31.03.2019)
		Un Audited	Un Audited	Un Audited	Un Audited	Un Audited	Audited
I	Revenue from operations	2,505.57	2,527.35	2,933.65	5,032.92	5,762.94	11,746.96
II	Other income	15.38	6.42	1.58	21.80	8.16	34.20
III	<b>Total Revenue</b>	<b>2,520.95</b>	<b>2,533.77</b>	<b>2,935.23</b>	<b>5,054.72</b>	<b>5,771.10</b>	<b>11,781.16</b>
IV	Expenses						
	(a) Cost of materials consumed	1,541.24	1,415.79	1,704.03	2,957.03	3,412.36	6,839.03
	(b) Purchases of stock-in-trade	-	-	-	-	-	-
	(c) Changes in inventories of finished goods, work-in-progress and stock-in-trade	(12.05)	57.49	53.41	45.44	52.95	102.94
	(d) Employee benefits expense	275.31	276.47	279.60	551.78	542.27	1,110.11
	(e) Finance cost	85.39	100.83	86.85	186.22	180.93	399.13
	(e) Depreciation and amortization expense	44.40	43.92	45.98	88.32	88.85	178.57
	(f) Other expenses	542.34	601.63	730.80	1,143.97	1,432.97	2,900.78
	<b>Total expenses</b>	<b>2,476.63</b>	<b>2,496.13</b>	<b>2,900.67</b>	<b>4,972.76</b>	<b>5,710.33</b>	<b>11,530.56</b>
V	Profit/(Loss) before exceptional and extraordinary items and tax ( III - IV)	44.32	37.64	34.56	81.96	60.77	250.60
VI	Exceptional items	-	-	-	-	-	151.18
VII	Profit/(Loss) before tax ( V - VI )	44.32	37.64	34.56	81.96	60.77	99.42
VIII	Tax expense						
	Current Tax	17.44	14.27	11.74	31.71	22.92	35.85
	Tax adjustment of prvs year	-	-	-	-	-	(0.60)
	Deferred Tax	(1.85)	(9.44)	(13.07)	(11.29)	(44.95)	(38.78)
IX	Net profit after Tax ( VII-VIII )	28.73	32.81	35.89	61.54	82.80	102.95
X	Other Comprehensive income ( net of deferred Tax)	-	-	-	-	-	-
a)	i ) Item that will not be reclassified to Profit or Loss	-	-	-	-	-	(12.26)
	ii )Deferred tax relating to item that will not be reclassified to profit or loss	-	-	-	-	-	-
b)	i ) Item that will be reclassified to Profit or Loss	-	-	-	-	-	-
	ii ) Income tax relating to item that will be reclassified to profit or loss	-	-	-	-	-	-
XI	Total comprehensive income for the period ( IX + X ) (Comprising of profit / (loss) and other comprehensive income)	<b>28.73</b>	<b>32.81</b>	<b>35.89</b>	<b>61.54</b>	<b>82.80</b>	<b>90.69</b>




Particulars	Rs. In lakhs			Rs. In lakhs		
	Quarter ended			Six months ended		Previous year
	3 months ended (30.09.2019)	3 months ended (30.06.2019)	3 months ended (30.09.2018)	6 months ended (30.09.2019)	6 months ended (30.09.2018)	12 months ended (31.03.2019)
	Un Audited	Un Audited	Un Audited	Un Audited	Un Audited	Audited
XII Paid-up equity share capital (Face value of Rs.10 each)	837.37	837.37	837.37	837.37	837.37	837.37
XIII Earnings per share EPS - in Rs.						
I ) Basic and diluted EPS before Extraordinary items (not annualised) - in Rs.	0.34	0.39	0.43	0.73	0.99	1.23
II ) Basic and diluted EPS after Extraordinary items (not annualised) - in Rs.	0.34	0.39	0.43	0.73	0.99	1.23

**NOTES:**

- 1 The Company operates in Manufacture of Flexible intermediate bulk container packaging material used for industrial purposes and in trading of Polymers
- 2 The above financial results were reviewed and recommended by audit committee and approved by the Board of Directors at their meeting held on 04th November 2019 and audit of the same has been carried out by the Statutory auditors of the company.
- 3 The Company had adopted the Indian Accounting Standards (Ind AS) from 1st April 2017 and these financial results have been prepared in accordance with the Companies (Indian Accounting Standards) Rules, 2015 (Ind AS) prescribed under section 133 of the Companies Act 2013 and other accounting principles generally accepted in India.
- 4 The previous period figures have been rearranged/ regrouped, wherever necessary to confirm to current period classifications.

Place: Chennai  
Date: 04.11.2019



For and on behalf of the Board

G. S. Anil Kumar  
Managing Director  
DIN:00080712

## Segment-wise Reporting

Rs. In lakhs

Particulars	3 months ended 30.09.2019	3 months ended 30.06.2019	Corresponding 3 months ended in the previous year 30.09.2018	Year to Date figures for period ended 30.09.2019	Year to Date figures for period ended 30.09.2018	Year to Date figures for the period ended 31.03.2019
	Un Audited	Un Audited	Un Audited	Un Audited	Un Audited	Audited
<b>1. Segment Revenue</b> (Net Sales / Income from each segment should be disclosed under this head)						
(a) Segment A - Manufacturing Business	2,472.50	2,485.32	2,883.66	4,957.82	5,669.70	11,589.67
(b) Segment B - Trading Business	48.45	48.45	51.57	96.90	101.40	191.49
(c) Unallocated	-	-	-	-	-	-
<b>Total</b>	<b>2,520.95</b>	<b>2,533.77</b>	<b>2,935.23</b>	<b>5,054.72</b>	<b>5,771.10</b>	<b>11,781.16</b>
<b>Less: Inter Segment Revenue</b>	-	-	-	-	-	-
<b>Net Sales / Income from Operations</b>	<b>2,520.95</b>	<b>2,533.77</b>	<b>2,935.23</b>	<b>5,054.72</b>	<b>5,771.10</b>	<b>11,781.16</b>
<b>2. Segment Results - Profit (+) / Loss (-) before tax and interest from each segment</b>						
(a) Segment A - Manufacturing Business	98.21	106.75	81.07	204.96	163.11	513.09
(b) Segment B - Trading Business	31.50	31.72	40.34	63.22	78.59	136.64
(c) Unallocated	-	-	-	-	-	-
<b>Total</b>	<b>129.71</b>	<b>138.47</b>	<b>121.41</b>	<b>268.18</b>	<b>241.70</b>	<b>649.73</b>
<b>Less: (i) Interest</b>	<b>85.39</b>	<b>100.83</b>	<b>86.85</b>	<b>186.22</b>	<b>180.93</b>	<b>399.13</b>
(ii) Other Un-allocable Expenditures	-	-	-	-	-	-
<b>Net off</b>	-	-	-	-	-	-
(iii) Unallocable Income	-	-	-	-	-	-
<b>Total Profit before tax</b>	<b>44.32</b>	<b>37.64</b>	<b>34.56</b>	<b>81.96</b>	<b>60.77</b>	<b>250.60</b>
<b>3. Capital Employed</b>						
<b>Segment (A) Polymer</b>						
Assets	1154.85	1368.61	1707.42	1154.85	1707.42	1292.92
Liabilities	1216.95	1445.87	1808.88	1216.95	1808.88	1363.60
<b>Manufacturing</b>						
Assets	7717.40	8212.04	8632.25	7717.40	8632.25	8678.24
Liabilities	7655.30	8134.78	8530.79	7655.30	8530.79	8607.56

**Segment Reporting:**

Information given in accordance with the requirement of Accounting Standard on segment Reporting. company's business segments are as under:

Manufacturing: Manufacture of Flexible intermediate bulk container packaging material used for industrial purposes.

Trading: Trading of Polymers.

**Segment Accounting Policies:**

- Segment accounting disclosures are in line with accounting policies of the Company.
- Segment Revenue includes Sales and other Income directly identifiable with / allocable to the segment.
- Expenses that are directly identifiable with allocable to segments are considered for determining the segment Result.
- Major portion of segment liabilities and Assets relates to manufacturing segment.
- Regrouping done wherever necessary.

\* There is no Long Term Fixed Capital Employed, only Short Term Working Capital is employed and this is of fluctuating nature.


A. Segment Revenue, Segment Results, Segment Assets and Segment Liabilities shall have the same meaning as defined in the Accounting Standards on Segment Reporting issued by ICAI.

B. The above information furnished is a Primary Reportable Segment as identified in accordance with Accounting Standards issued by ICAI.



**Jumbo Bag Limited**
**Balance Sheet as at September 30, 2019**
**Rs. in Lakhs**

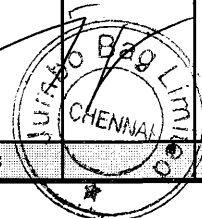
Particulars	Note	As at Sept 30, 2019 (Ind AS)	As at March 31, 2019 (Ind AS)
<b>ASSETS</b>			
<b>(1) Non-current assets</b>			
(a) Property, Plant and Equipment	2.1	2,639.33	2,652.55
(b) Capital Work-In-Progress		0.26	20.87
(c) Financial Assets		-	-
i) Investments	2.2	2.45	2.57
ii) Loans	2.3	157.47	140.87
(d) Other Non-current Assets	2.4	391.00	391.00
		<b>3,190.51</b>	<b>3,207.86</b>
<b>(2) Current Assets</b>			
(a) Inventories	2.5	2,291.53	2,483.25
(b) Financial Assets			
i) Trade receivables	2.6	2,496.07	3,079.09
ii) Cash and cash equivalents	2.7	143.99	162.07
iii) Loans	2.8	475.73	764.51
(c) Other Current Assets	2.9	210.30	210.30
(d) Assets held for Sale	2.10	64.08	64.08
		<b>5,681.70</b>	<b>6,763.30</b>
<b>Total Assets</b>		<b>8,872.21</b>	<b>9,971.16</b>
<b>EQUITY AND LIABILITIES</b>			
<b>(1) Equity</b>			
(a) Equity Share Capital	2.11	878.17	878.17
(b) Other Equity	2.12	2,116.73	2,055.20
		<b>2,994.90</b>	<b>2,933.37</b>
<b>Liabilities</b>			
<b>(2) Non-Current Liabilities</b>			
(a) Financial liabilities			
(i) Borrowings	2.13	219.22	199.25
(b) Provisions	2.14	6.07	1.01
(c) Deferred Tax Liabilities (net)	2.15	193.80	205.09
(d) Other Non-current liabilities	2.16	217.32	140.92
		<b>636.41</b>	<b>546.27</b>
<b>(3) Current Liabilities</b>			
(a) Financial liabilities			
(i) Borrowings	2.17	4,253.69	4,838.63
(ii) Trade payables	2.18	665.97	1,412.31
(b) Provisions	2.19	278.80	194.39
(c) Other current liabilities	2.20	42.44	46.19
		<b>5,240.90</b>	<b>6,491.52</b>
<b>Total Equity and Liabilities</b>		<b>8,872.21</b>	<b>9,971.16</b>



**Cash Flow Statement for the period ended September 30, 2019.**

(In lakhs)

	Apr'19 to Sept'19		Apr'18 to Mar'19	
	Rs.	Rs.	Rs.	Rs.
<b>A Cash Flow from Operating Activities :</b>				
Profit before tax		81.96		99.42
Adjustments for :				
Prior period adjustments - Profit / (Loss)	-		-	
Depreciation	88.32		178.57	
Deferred tax liabilities (net)	(11.29)		(38.78)	
Foreign exchange (gains)/Losses	-		-	
(Profit) / Loss on sale of asset	0.67		26.53	
Interest Expenses	186.22		399.13	
Interest Income	(8.84)		(17.25)	
		255.08		548.20
<b>Operating profit before working capital</b>		337.04		647.62
Adjustments for Changes in				
Trade payables - Increase / (Decrease)	(746.34)		(400.78)	
Long term provisions- Increase / (Decrease)	5.05		(38.87)	
Short term provisions - Increase / (Decrease)	84.41		(205.92)	
Other current liabilities- Increase / (Decrease)	(11.04)		(22.19)	
Other long term liabilities - Increase / (Decrease)	87.69		36.98	
Trade receivables - (increase) / Decrease	583.02		(279.59)	
Inventories - (increase) / Decrease	191.72		42.27	
Long term Loans and advances - (Increase) / Decrease	(16.60)		(2.22)	
Short term loans and advances - (increase) / Decrease	288.78		(34.07)	
Other current assets - (increase) / Decrease	0.00		0.00	
Other non current assets - (increase) / Decrease	-		379.32	
		466.70		(525.07)
Cash generated from operations		803.74		122.55
Income taxes paid (Net of refunds)		(31.71)		(35.25)
<b>Net Cash from Operating activities</b>		<b>772.03</b>		<b>87.30</b>
<b>B Cash Flow from Investing Activities :</b>				
Purchase of fixed assets / WIP	(55.16)		(128.23)	
Proceeds from sale of fixed assets				
Purchase of Investments	0.12		3.29	
Sale of investments				
		(55.04)		(124.94)
<b>Net cash used in Investing Activities</b>		<b>(55.04)</b>		<b>(124.94)</b>
<b>C Cash Flow from Financing Activities :</b>				
Proceeds from issuance of Share Capital	-		-	
Proceeds from Share premium	-		-	
Proceeds / (Repayment) of Long Term borrowings	-		(46.26)	
Borrowings for working capital purposes	(584.94)		267.82	
Finance / Lease Liabilities - Increase / (Decrease)	27.26		124.63	
Investment in Subsidiaries				
Interest Expenses	(186.22)		(399.13)	
Interest Income	8.84		17.25	
Dividend paid (Including Tax on dividend)				
		(735.06)		(35.69)
<b>Net cash used in Financing Activities</b>		<b>(735.06)</b>		<b>(35.69)</b>
<b>D Net Increase in Cash and Cash Equivalents (A+B+C)</b>		<b>(18.07)</b>		<b>(73.33)</b>
Cash and Cash equivalents as at 01.04.2019		162.07		235.40
Cash and Cash equivalents as at 30.09.2019		143.99		162.07
<b>E Net (Increase) / Decrease in Cash and Cash Equivalents</b>		<b>18.07</b>		<b>73.33</b>





**J.V. RAMANUJAM & CO.,**  
**CHARTERED ACCOUNTANTS**

**Limited Review Report**

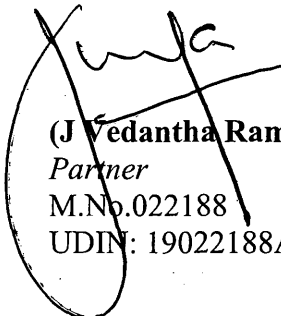
The Board of Directors of **Jumbo Bag Limited**


We have reviewed the accompanying statement of unaudited standalone financial results of **Jumbo Bag Limited** ("the Company") for the quarter and half year ended **30<sup>th</sup> September 2019**. This statement is the responsibility of the Company's Management and has been approved by the Board of Directors. Our responsibility is to issue a report on these financial statements based on our review.

We conducted our review of the Statement in accordance with the Standard on Review Engagements (SRE) 2410 "Review of Interim Financial Information Performed by the Independent Auditor of the Entity", issued by the Institute of Chartered Accountants of India. This standard requires that we plan and perform the review to obtain moderate assurance as to whether the financial statements are free of material misstatement. A review is limited primarily to inquiries of company personnel and analytical procedures applied to financial data and thus provides less assurance than an audit. We have not performed an audit and accordingly, we do not express an audit opinion.

Based on our review conducted as above, nothing has come to our attention that causes us to believe that the accompanying statement of unaudited standalone financial results prepared in accordance with the applicable Indian Accounting Standards ('Ind AS') specified under section 133 of the Companies Act, 2013, read with relevant rules issued thereunder and other recognised accounting practices and policies has not disclosed the information required to be disclosed in terms of Regulation 33 of the SEBI (Listing Obligation and Disclosure Requirements) Regulations, 2015, read with SEBI Circular No CIR/CFD/FAC/62/2016 dated July 5, 2016, including the manner in which it is to be disclosed, or that it contains any material misstatement.

for **J.V. Ramanujam & Co.**  
Chartered Accountants  
FRN No.02947S

  
**(J Vedantha Ramanujam)**  
Partner  
M.No.022188  
UDIN: 19022188AAAACR3103



Place: Chennai  
Date: November 04, 2019