



Olectra Greentech Limited

(Formerly Known as Goldstone Infratech Limited)

February 11, 2020

To
The BSE Limited
National Stock Exchange of India Ltd.

Dear Sir/Madam,

Sub: Outcome of the Board Meeting & Submission of Financial Results for the third quarter ended December 31, 2019

Ref: Scrip code Number on BSE : 532439
Name of the entity : Olectra Greentech Limited
Scrip ID on NSE : OLECTRA

In accordance with the provisions of Regulation 30 and 33 of the SEBI (Listing Obligations and Disclosure Requirements) Regulations, 2015, we wish to inform you that the Board of Directors of the Company at their meeting held on February 11, 2020, have inter-alia;

1. approved the un-audited financial results for third quarter ended December 31, 2019.
2. approved the Limited Review Reports submitted by Statutory Auditors.
3. approved for Shifting of Registered office of the Company **from** Centre Point Building, 4th Floor, Plot # 359 to 363/ 401, US Consulate Lane, Begumpet, Secunderabad, Telangana 500016 **to S -7, Technocrat Industrial Estate, Balanagar, Hyderabad, Telangana - 500037 w.e.f. 20th March, 2020.**

In this regard, please find enclosed copies of the standalone and consolidated un-audited financial results for third quarter ended December 31, 2019 and Limited Review Reports submitted by Statutory Auditors.

Kindly note that Board Meeting start time: 3:30 P.M. and end time: 05:00 P.M.

This is for your information and records.

Thanking you,

For Olectra Greentech Limited


P. Hanuman Prasad
Company Secretary





Olectra Greentech Limited

(Formerly Known as Goldstone Infratech Limited)

Olectra Greentech Limited (Formerly, Goldstone Infratech Limited)

(CIN: L34100TG2000PLC035451) - Email ID: Info@olectra.com - www.olectra.com

Registered office: Center point building, 4th floor, Plot No.359 to 363/401, US Consulate lane, Begumpet, Secunderabad - 500016, Telangana; Tel:040-46989999

STATEMENT OF STANDALONE FINANCIAL RESULTS FOR THE QUARTER AND NINE MONTHS ENDED 31 DECEMBER, 2019

All amounts in Indian Rupees Lakhs

| Sl. No | Particulars | Quarter ended | | | Nine Months ended | | Year Ended |
|--------|---|---------------------------|---------------------------|---------------------------|---------------------------|---------------------------|-------------------------|
| | | 31.12.2019 (Unaudited) | 30.09.2019 (Unaudited) | 31.12.2018 (Unaudited) | 31.12.2019 (Unaudited) | 31.12.2018 (Unaudited) | 31.03.2019 (Audited) |
| 1 | 2 | 3 | 4 | 5 | 6 | 7 | 8 |
| 1 | Income | | | | | | |
| | (a) Revenue from operations | 10,548.72 | 11,056.11 | 8,946.20 | 32,891.97 | 19,348.82 | 29,030.46 |
| | (b) Other Income | 780.30 | 748.65 | 680.09 | 2,527.64 | 754.43 | 1,512.96 |
| | Total Income | 11,329.02 | 11,804.76 | 9,626.29 | 35,419.61 | 20,103.25 | 30,543.42 |
| 2 | Expenses | | | | | | |
| | (a) Cost of materials consumed | 5,693.59 | 8,624.55 | 7,318.75 | 23,790.63 | 19,744.67 | 22,355.30 |
| | (b) Purchases of stock - in - trade | - | - | - | - | - | - |
| | (c) Changes in inventories of finished goods, work-in-progress and stock-in trade | 1,381.86 | 184.07 | 302.53 | 864.01 | (3,989.17) | 1,336.20 |
| | (d) Power & Fuel | 102.46 | 102.77 | 104.30 | 337.16 | 291.79 | 443.67 |
| | (e) Testing & other operating expenses | 1,230.24 | 323.98 | 60.23 | 1,681.78 | 169.33 | 349.18 |
| | (f) Employee Benefit Expenses | 1,064.56 | 1,113.21 | 915.55 | 3,204.22 | 2,282.12 | 3,296.82 |
| | (g) Finance costs | 359.41 | 356.82 | 352.57 | 1,102.83 | 1,190.57 | 1,492.91 |
| | (h) Depreciation and amortization expense | 248.11 | 237.06 | 169.12 | 705.43 | 454.34 | 622.05 |
| | (i) Other Expenses | 649.56 | 455.10 | 938.24 | 1,601.53 | 1,814.18 | 2,627.65 |
| | Total Expenses | 10,729.79 | 11,397.56 | 10,161.29 | 33,287.59 | 21,957.83 | 32,523.78 |
| 3 | Profit/(loss) before exceptional items and tax (1 - 2) | 599.23 | 407.20 | (535.00) | 2,132.02 | (1,854.58) | (1,980.36) |
| 4 | Exceptional items | - | - | - | - | - | - |
| 5 | Profit / (loss) before tax (3 - 4) | 599.23 | 407.20 | (535.00) | 2,132.02 | (1,854.58) | (1,980.36) |
| 6 | Tax Expense: | | | | | | |
| | (a) Current tax | 105.69 | 31.41 | - | 298.43 | - | 13.53 |
| | (b) Deferred Tax charge/(credit) | 11.49 | 72.72 | (136.38) | 202.50 | (421.37) | (636.38) |
| | Total Tax Expense | 117.18 | 104.13 | (136.38) | 500.93 | (421.37) | (622.85) |
| 7 | Net Profit after tax (5-6) | 482.05 | 303.07 | (398.62) | 1,631.09 | (1,433.21) | (1,357.51) |
| 8 | Other Comprehensive income (net of tax) | - | - | - | - | - | (20.18) |
| 9 | Total Comprehensive income (7+ 8) | 482.05 | 303.07 | (398.62) | 1,631.09 | (1,433.21) | (1,377.69) |
| 10 | Paid up equity share capital (Face value of Rs.4/- each) | 3,283.23 | 3,283.23 | 3,067.23 | 3,283.23 | 3,067.23 | 3,175.23 |
| 11 | Other equity | - | - | - | - | - | 67,346.76 |
| 12 | Earnings per share in Rupees (Face value of Rs.4/- each)* : | | | | | | |
| | (a) Basic | 0.59 | 0.37 | (0.54) | 1.99 | (2.46) | (2.16) |
| | (a) Diluted | 0.58 | 0.37 | (0.50) | 1.97 | (2.30) | (2.07) |

* Not Annualised for the Quarter and Nine Months

Notes:

- The above unaudited standalone financial results were reviewed by the Audit Committee and thereafter approved at the meeting of the Board of Directors held on 11th February 2019. The auditors have issued an unqualified Audit opinion on these results.
- The above Standalone financial results of the Company have been prepared in accordance with the Indian Accounting Standards ("Ind AS") as prescribed under section 133 of the Companies Act, 2013 read with Companies (Indian Accounting Standard) Rules, 2015, as amended.
- Effective April 1, 2019, the Company has adopted Ind AS 116 'Leases' which sets out the principles for recognition, measurement, presentation and disclosure of leases and requires lessees to account for all leases under a single on-balance sheet model. Under the modified retrospective approach, as at 1 April 2019, the Company recognized lease liabilities of INR 411.54 lakhs and right-of-use assets of INR 411.54 lakhs. Also the application of Ind AS 116 did not have any significant impact on financial results of the Company.
- Segment reporting: In line with the provisions of Ind AS 108 - operating segments, the operations of the Company fall primarily under manufacturing of Composite Polymer Insulators and Electric Buses and accordingly considered under reportable segments by the management.
- The previous year figures have been regrouped / reclassified, wherever necessary to conform to the current period presentation.

Place: Secunderabad
Date: 11th February, 2020



For Olectra Greentech Limited
N.K Rawal
Managing Director
DIN: 01630545



Olectra Greentech

Olectra Greentech Limited (Formerly, Goldstone Infratech Limited)

(CIN: L34100TG2000PLC035451) - Email ID: Info@olectra.com - www.olectra.com

Registered office: Center point building, 4th floor, Plot No.359 to 363/401, US Consulate lane, Begumpet, Secunderabad - 500016, Telangana; Tel:040-46989999

Segment Revenue, Results and Capital Employed

All amounts in Indian Rupees Lakhs

| Sl. No | Particulars | Quarter ended | | | Nine Months ended | | Year Ended |
|--------|--|---------------------------|---------------------------|---------------------------|---------------------------|---------------------------|-------------------------|
| | | 31.12.2019 (Unaudited) | 30.09.2019 (Unaudited) | 31.12.2018 (Unaudited) | 31.12.2019 (Unaudited) | 31.12.2018 (Unaudited) | 31.03.2019 (Audited) |
| | Segment wise revenue and results: | | | | | | |
| 1 | Segment revenue: | | | | | | |
| | a) Insulator division | 2,941.62 | 2,884.41 | 3,459.85 | 8,980.72 | 9,925.12 | 14,550.06 |
| | b) e-bus division | 7,607.10 | 8,171.71 | 5,486.35 | 23,911.25 | 9,423.70 | 14,480.39 |
| | c) Others | - | - | - | - | - | - |
| | Total | 10,548.72 | 11,056.12 | 8,946.20 | 32,891.97 | 19,348.82 | 29,030.45 |
| | Less: Inter-segment revenues | - | - | - | - | - | - |
| | Net revenue from operations | 10,548.72 | 11,056.12 | 8,946.20 | 32,891.97 | 19,348.82 | 29,030.45 |
| 2 | Segment results: (Profit before Tax & Interest) | | | | | | |
| | a) Insulator division | 155.96 | 174.43 | (146.16) | 569.23 | 20.38 | 139.93 |
| | b) e-bus division | 464.05 | 391.97 | (596.50) | 1,426.82 | (1,244.62) | (1,839.82) |
| | Total | 620.01 | 566.40 | (742.66) | 1,996.05 | (1,224.24) | (1,699.89) |
| | Less: Interest | 359.41 | 356.82 | 352.57 | 1,102.83 | 1,190.57 | 1,492.91 |
| | Less: Unallocable expenditure/(income) (net) | (338.63) | (197.62) | (560.23) | (1,238.80) | (560.23) | (1,212.43) |
| | Total profit before tax | 599.23 | 407.20 | (535.00) | 2,132.02 | (1,854.58) | (1,980.37) |
| 3 | Segment assets: | | | | | | |
| | a) Insulator division | 19,594.87 | 20,549.14 | 19,328.45 | 19,594.87 | 19,328.45 | 19,641.03 |
| | b) e-bus division | 62,451.61 | 58,984.10 | 29,101.01 | 62,451.61 | 29,101.01 | 37,025.08 |
| | c) Unallocated | 12,228.89 | 13,946.49 | 36,835.85 | 12,228.89 | 36,835.85 | 30,010.18 |
| | Total | 94,275.37 | 93,479.73 | 85,265.31 | 94,275.37 | 85,265.31 | 86,676.29 |
| 4 | Segment liabilities: | | | | | | |
| | a) Insulator division | 5,533.81 | 6,160.01 | 10,430.70 | 5,533.81 | 10,430.70 | 5,992.21 |
| | b) e-bus division | 14,468.05 | 13,633.94 | 5,990.25 | 14,468.05 | 5,990.25 | 9,962.10 |
| | c) Unallocated | 498.41 | 392.73 | - | 498.41 | - | 199.99 |
| | Total | 20,500.27 | 20,186.68 | 16,420.95 | 20,500.27 | 16,420.95 | 16,154.30 |
| 5 | Capital Employed (3-4) | | | | | | |
| | a) Insulator division | 14,061.06 | 14,389.13 | 8,897.75 | 14,061.06 | 8,897.75 | 13,648.82 |
| | b) e-bus division | 47,983.56 | 45,350.16 | 23,110.76 | 47,983.56 | 23,110.76 | 27,062.98 |
| | c) Unallocated | 11,730.48 | 13,553.76 | 36,835.85 | 11,730.48 | 36,835.85 | 29,810.19 |
| | Total | 73,775.10 | 73,293.05 | 68,844.36 | 73,775.10 | 68,844.36 | 70,521.99 |

Place: Secunderabad
Date: 11th February, 2020

For Olectra Greentech Limited

 N K Rawal
 Managing Director
 DIN: 01630545

R





P C N & ASSOCIATES
CHARTERED ACCOUNTANTS
Plot No. 12, "N Heights"
Ground Floor, Software Layout Unit
Cyberabad, Hyderabad - 500 081.


Tel. : (91-40) 2311 9499
E-mail : pcnassociates@yahoo.com

LIMITED REVIEW REPORT-STANDALONE FINANCIAL RESULTS

To
The Board of Directors,
Olectra Greentech Limited
Hyderabad

Limited Review Report for the Quarter and Nine months ended 31st December, 2019.

1. We have reviewed the accompanying statement of unaudited Standalone Ind AS financial results of M/s. **Olectra Greentech Limited** (the 'Company') for the quarter ended 31st December, 2019 and year to date from April 01, 2019 to December 31, 2019 (the "Statement") attached herewith, being submitted by the Company pursuant to the requirements of Regulation 33 of the SEBI (Listing Obligations and Disclosure Requirements) Regulations, 2015, as amended (the "Listing Regulations").
2. The preparation of the Statement in accordance with the recognition and measurement principles laid down in Indian Accounting Standard 34, Interim Financial Reporting (Ind AS 34) prescribed under Section 133 of the Companies Act, 2013 read with Rule 3 of Companies (Indian Accounting Standards) Rules, 2015, read with SEBI Circular No. CIRICFD/CMD1/44/2019 dated March 29, 2019 (the Circular) is the responsibility of the Company's management and has been approved by the Board of Directors of the Company in their meeting held on 11th February 2020. Our responsibility is to issue a report on the Statement based on our review.
3. We conducted our review in accordance with the Standard on Review Engagements (SRE) 2410, *Review of Interim Financial Information Performed by the Independent Auditor of the Entity* issued by the Institute of Chartered Accountants of India. This standard requires that we plan and perform the review to obtain moderate assurance as to whether the Statement is free of material misstatement. A review is limited primarily to inquiries of company personnel and analytical procedures applied to financial data and thus provide less assurance than an audit. We have not performed an audit and accordingly, we do not express an audit opinion.







P C N & ASSOCIATES
CHARTERED ACCOUNTANTS
Plot No. 12, "N Heights"
Ground Floor, Software Layout Unit
Cyberabad, Hyderabad - 500 081.

Tel. : (91-40) 2311 9499
E-mail : pcnassociates@yahoo.com

4. Based on our review conducted as above, nothing has come to our attention that causes us to believe that the accompanying Statement prepared in accordance with applicable Indian Accounting Standards ('Ind AS') specified under Section 133 of the Companies Act, 2013, read with relevant rules issued there under and other recognised accounting practices and policies, has not disclosed the information required to be disclosed in terms of Regulation 33 of the SEBI (Listing Obligations and Disclosure Requirements) Regulations, 2015, including the manner in which it is to be disclosed, or that it contains any material misstatement.

For P C N & Associates,
Chartered Accountants
FRN: 016016S


Chandra Babu M
Partner
M.No. 227849



Place: Hyderabad
Date: 11-02-2020
UDIN: 20227849AAAABH7155



Olectra Greentech Limited

(Formerly Known as Goldstone Infratech Limited)

Olectra Greentech Limited (Formerly, Goldstone Infratech Limited)

(CIN: L34100TG2000PLC035451) - Email ID: Info@olectra.com - www.olectra.com

Registered office: Center point building, 4th floor, Plot No.359 to 363/401, US Consulate lane, Begumpet, Secunderabad - 500016, Telangana; Tel: 040-46989999

STATEMENT OF CONSOLIDATED FINANCIAL RESULTS FOR THE QUARTER AND NINE MONTHS ENDED 31 DECEMBER, 2019

All amounts in Indian Rupees Lakhs

| Sl. No | Particulars | Quarter ended | | | Nine Months ended | | Year Ended |
|-----------|---|---------------------------|---------------------------|---------------------------|---------------------------|---------------------------|-------------------------|
| | | 31.12.2019 (Unaudited) | 30.09.2019 (Unaudited) | 31.12.2018 (Unaudited) | 31.12.2019 (Unaudited) | 31.12.2018 (Unaudited) | 31.03.2019 (Audited) |
| 1 | 2 | 3 | 4 | 5 | 6 | 7 | 8 |
| 1 | Income | | | | | | |
| | (a) Revenue from operations | 4,720.58 | 4,468.82 | 4,735.49 | 13,008.24 | 11,923.82 | 17,010.87 |
| | (b) Other Income | 518.84 | 595.54 | 680.09 | 1,879.49 | 754.43 | 1,491.10 |
| | Total Income | 5,239.42 | 5,064.36 | 5,415.58 | 14,887.73 | 12,678.25 | 18,501.97 |
| 2 | Expenses | | | | | | |
| | (a) Cost of materials consumed | 811.12 | 2,443.71 | 598.50 | 5,786.06 | 13,024.43 | 11,490.69 |
| | (b) Purchases of stock - in - trade | - | - | - | - | - | - |
| | (c) Changes in inventories of finished goods, work-in-progress and stock-in trade | 1,381.86 | 184.07 | 3,378.23 | 864.01 | (3,989.17) | 1,336.21 |
| | (d) Power & Fuel | 160.38 | 49.49 | 71.65 | 341.80 | 259.14 | 390.57 |
| | (e) Testing & other operating expenses | 885.25 | 555.09 | 55.35 | 1,617.12 | 164.45 | 528.86 |
| | (f) Employee Benefit Expenses | 708.23 | 742.73 | 506.77 | 2,176.08 | 1,873.34 | 2,632.04 |
| | (g) Finance costs | 367.22 | 362.68 | 352.56 | 1,116.69 | 1,190.56 | 1,499.93 |
| | (h) Depreciation and amortization expense | 563.56 | 484.13 | 169.12 | 1,428.25 | 454.34 | 677.91 |
| | (i) Other Expenses | 560.89 | 527.60 | 596.68 | 1,553.56 | 1,472.62 | 2,149.91 |
| | Total Expenses | 5,438.51 | 5,349.50 | 5,728.86 | 14,883.57 | 14,449.71 | 20,706.12 |
| 3 | Profit/(loss) before exceptional items and tax (1 - 2) | (199.09) | (285.14) | (313.28) | 4.16 | (1,771.46) | (2,204.15) |
| 4 | Exceptional items | - | - | - | - | - | - |
| 5 | Profit / (loss) before tax (3 - 4) | (199.09) | (285.14) | (313.28) | 4.16 | (1,771.46) | (2,204.15) |
| 6 | Tax Expense: | | | | | | |
| | (a) Current tax | 105.69 | 31.41 | 19.37 | 298.43 | 19.37 | 21.31 |
| | (b) Deferred Tax charge/(credit) | (39.68) | 13.28 | (136.38) | 91.89 | (421.37) | (644.05) |
| | Total Tax Expense | 66.01 | 44.69 | (117.01) | 390.32 | (402.00) | (622.74) |
| 7 | Net Profit after tax (5-6) | (265.10) | (329.83) | (196.27) | (386.16) | (1,369.46) | (1,581.41) |
| 8 | Profit/(Loss) attributable to non controlling interest | (0.02) | (0.01) | - | (0.03) | - | (0.01) |
| 9 | Profit/(Loss) attributable to equity holders of the Parent | (265.08) | (329.82) | (196.27) | (386.13) | (1,369.46) | (1,581.40) |
| 10 | Other Comprehensive income (net of tax) | - | - | - | - | - | (20.18) |
| 11 | Total Comprehensive income (7+ 10) | (265.10) | (329.83) | (196.27) | (386.16) | (1,369.46) | (1,601.59) |
| 12 | Total comprehensive income attributable to non controlling interest | - | - | - | (0.03) | - | (0.01) |
| | Total comprehensive income attributable to equity holders of the Parent | (265.10) | (329.83) | (196.27) | (386.13) | (1,369.46) | (1,601.58) |
| 13 | Parent | | | | | | |
| 14 | Paid up equity share capital (Face value of Rs.4/- each) | 3,283.23 | 3,283.23 | 3,067.23 | 3,283.23 | 3,067.23 | 3,175.23 |
| 15 | Other equity | - | - | - | - | - | 67,122.74 |
| 16 | Earnings per share in Rupees (Face value of Rs.4/- each)* : | | | | | | |
| | (a) Basic | (0.32) | (0.40) | (0.26) | (0.47) | (1.85) | (2.52) |
| | (a) Diluted | (0.32) | (0.40) | (0.25) | (0.47) | (1.73) | (2.41) |

* Not Annualised for the Quarter and Nine Months


Notes:

- The above unaudited consolidated financial results were reviewed by the Audit Committee and thereafter approved at the meeting of the Board of Directors held on 11th February, 2019. The auditors have issued an unqualified Audit opinion on these results.
- The above consolidated financial results of the Group have been prepared in accordance with the Indian Accounting Standards ("Ind AS") as prescribed under section 133 of the Companies Act, 2013 read with Companies (Indian Accounting Standard) Rules, 2015, as amended.
- Effective April 1, 2019, the Company has adopted Ind AS 116 'Leases' which sets out the principles for recognition, measurement, presentation and disclosure of leases and requires lessees to account for all leases under a single on-balance sheet model. Under the modified retrospective approach, as at 1 April 2019, the Company recognized lease liabilities of INR 411.54 lakhs and right-of-use assets of INR 411.54 lakhs. Also the application of Ind AS 116 did not have any significant impact on financial results of the Company.
- Segment reporting: In line with the provisions of Ind AS 108 - operating segments, the operations of the Company fall primarily under manufacturing of Composite Polymer Insulators and Electric Buses and accordingly considered under reportable segments by the management.
- The above consolidated results are after excluding revenues and profits from sale of buses by the Parent Company to its subsidiaries. The subsidiaries earn revenues by operating these buses for STU's and hence the same are capitalised in the books of subsidiaries. Therefore, the consolidated revenues and profits of the Group are lower than the standalone revenues and profits.
- The previous year figures have been regrouped / reclassified, wherever necessary to conform to the current period presentation.


Place: Secunderabad

Date: 11th February, 2020

For Olectra Greentech Limited



N K Rawal
Managing Director
DIN: 01630545



Olectra Greentech Limited (Formerly, Goldstone Infratech Limited)

(CIN: L34100TG2000PLC035451)-Email ID: Info@olectra.com - www.olectra.com


Registered office: Center point building, 4th floor, Plot No.359 to 363/401, US Consulate Lane, Begumpet, Secunderabad - 500016, Telangana; Tel:040-46989999

Segment Revenue, Results and Capital Employed

All amounts in Indian Rupees Lakhs

| Sl. No | Particulars | Quarter ended | | | Nine Months ended | | Year Ended |
|--|---|---------------------------|---------------------------|---------------------------|---------------------------|---------------------------|-------------------------|
| | | 31.12.2019 (Unaudited) | 30.09.2019 (Unaudited) | 31.12.2018 (Unaudited) | 31.12.2019 (Unaudited) | 31.12.2018 (Unaudited) | 31.03.2019 (Audited) |
| Segment wise revenue and results: | | | | | | | |
| 1 | Segment revenue: | | | | | | |
| | a) Insulator division | 2,941.62 | 2,884.41 | 3,459.85 | 8,980.72 | 9,925.12 | 14,550.06 |
| | b) e-bus division | 1,778.96 | 1,584.41 | 1,275.64 | 4,027.52 | 1,998.70 | 2,460.81 |
| | c) Others | - | - | - | - | - | - |
| | Total | 4,720.58 | 4,468.82 | 4,735.49 | 13,008.24 | 11,923.82 | 17,010.87 |
| | Less: Inter-segment revenues | - | - | - | - | - | - |
| | Net revenue from operations | 4,720.58 | 4,468.82 | 4,735.49 | 13,008.24 | 11,923.82 | 17,010.87 |
| 2 | Segment results: (Profit before Tax & Interest) | | | | | | |
| | a) Insulator division | 155.96 | 174.43 | (146.16) | 569.23 | 20.38 | 139.93 |
| | b) e-bus division | (231.13) | (205.63) | (374.79) | (439.39) | (1,161.51) | (2,056.58) |
| | Total | (75.17) | (31.20) | (520.95) | 129.84 | (1,141.13) | (1,916.65) |
| | Less: Interest | 367.22 | 362.68 | 352.56 | 1,116.69 | 1,190.56 | 1,499.93 |
| | Less: Unallocable expenditure/(income) (net) | (243.30) | (108.74) | (560.23) | (991.01) | (560.23) | (1,212.43) |
| | Total profit before tax | (199.09) | (285.14) | (313.28) | 4.16 | (1,771.46) | (2,204.15) |
| 3 | Segment assets: | | | | | | |
| | a) Insulator division | 19,594.87 | 20,549.14 | 19,328.45 | 19,594.87 | 19,328.45 | 19,641.03 |
| | b) e-bus division | 65,851.75 | 61,228.65 | 28,961.48 | 65,851.75 | 28,961.48 | 36,671.05 |
| | c) Unallocated | 9,046.07 | 10,124.30 | 36,836.21 | 9,046.07 | 36,836.21 | 30,010.18 |
| | Total | 94,492.69 | 91,902.09 | 85,126.14 | 94,492.69 | 85,126.14 | 86,322.26 |
| 4 | Segment liabilities: | | | | | | |
| | a) Insulator division | 5,533.81 | 6,160.01 | 10,430.70 | 5,533.81 | 10,430.70 | 5,992.21 |
| | b) e-bus division | 16,926.14 | 13,549.92 | 5,787.47 | 16,926.14 | 5,787.47 | 9,832.10 |
| | c) Unallocated | 498.91 | 393.23 | 0.50 | 498.91 | 0.50 | 199.99 |
| | Total | 22,958.86 | 20,103.16 | 16,218.67 | 22,958.86 | 16,218.67 | 16,024.30 |
| 5 | Capital Employed (3-4) | | | | | | |
| | a) Insulator division | 14,061.06 | 14,389.13 | 8,897.75 | 14,061.06 | 8,897.75 | 13,648.82 |
| | b) e-bus division | 48,925.61 | 47,678.73 | 23,174.01 | 48,925.61 | 23,174.01 | 26,838.95 |
| | c) Unallocated | 8,547.16 | 9,731.07 | 36,835.71 | 8,547.16 | 36,835.71 | 29,810.19 |
| | Total | 71,533.83 | 71,798.93 | 68,907.47 | 71,533.83 | 68,907.47 | 70,297.96 |

Place: Secunderabad
Date: 11th February, 2020

For Olectra Greentech Limited

 N K Rawal
 Managing Director
 DIN: 01630545

R




P C N & ASSOCIATES
CHARTERED ACCOUNTANTS
Plot No. 12, "N Heights"
Ground Floor, Software Layout Unit
Cyberabad, Hyderabad - 500 081.

Tel. : (91-40) 2311 9499
E-mail : pcnassociates@yahoo.com

Independent Auditor's Review Report on the Quarterly and Year to Date Unaudited Consolidated Financial Results of the Company Pursuant to the Regulation 33 of the SEBI (Limited Obligations and Disclosure Requirements) Regulations, 2015 as amended

To
The Board of Directors,
M/s. OLECTRA GREENTECH LIMITED

Limited Review Report for the Quarter and Nine months ended 31st December, 2019.

1. We have reviewed the accompanying statement of Unaudited Consolidated financial results of **M/s. OLECTRA GREENTECH LIMITED** ("the parent"), its subsidiaries and AOP (the parent, the subsidiaries and AOP together referred to as 'the Group'), for the quarter ended December 31st, 2019 and year to date from April 01, 2019 to December 31, 2019 (the Statement) attached herewith, being submitted by the Parent pursuant to the requirements of Regulation 33 of the SEBI (Listing Obligations and Disclosure Requirements) Regulations, 2015, as amended (the "Listing Regulation")
2. This Statement, which is the responsibility of the Parent's Management and approved by the Parent's Board of Section, has been prepared in accordance with the recognition and measurement principles laid down in Indian Accounting Standard 34, (Ind AS 34) Interim Financial Reporting' prescribed under Section 133 of the Companies Act, 2013 as amended, read with relevant rules issued there under and other accounting principles generally accepted in India read with the Circular. Our responsibility is to express a conclusion on the Statement based on our review.
3. We conducted our review of the Statement in accordance with the Standard on Review Engagement (SRE) 2410, "Review of Interim Financial Information Performed by the Independent Auditor of the Entity" issued by the Institute of Chartered Accountants of India. A review of interim financial information consists of making inquiries, primarily of persons responsible for financial and accounting matters, and applying analytical and other review- procedures. A review is substantially less in scope than an audit conducted in accordance with Standards on Auditing and consequently does not enable us to obtain assurance that we would become aware of all significant matter that might be identified in an audit accordingly, we do not express an audit opinion.

We also performed procedures in accordance with the Circular issued by the Securities and Exchange Board of India under Regulation 33(8) of the SEBI (Listing Obligations and Disclosure Requirements) Regulations, 2015 as amended, to the extent applicable.






P C N & ASSOCIATES
CHARTERED ACCOUNTANTS
Plot No. 12, "N Heights"
Ground Floor, Software Layout Unit
Cyberabad, Hyderabad - 500 081.

Tel. : (91-40) 2311 9499
E-mail : pcnassociates@yahoo.com

4. The Consolidated results include the results of the following entity:
 - a) EVEY TRANS PRIVATE LIMITED
 - b) OHA COMMUTE PRIVATE LIMITED
 - c) TF Solar Power Private Limited
 - d) SSISPL-BYD-OGL Consortium

5. Based on our review conducted and procedures performed as stated in paragraph 3 above, nothing has come to our attention that causes us to believe that the accompanying Statement, prepared in accordance with recognition and measurement principles laid down in the aforesaid Indian Accounting Standard specified under Section 133 of the Companies Act, 2013, as amended, read with relevant rules issued there under and other accounting principles generally accepted in India, has not disclosed the information required to be disclosed in terms of the Regulation, read with the Circular, including the manner in which it is to be disclosed, or that it contains any material misstatement.

For P C N & Associates
Chartered Accountants
FRN: 016016S


Chandra Babu M
Partner
M.No. 227849



Place: Hyderabad
Date: 11-02-2020
UDIN: 20227849AAAABI6695