



**GOKUL**

September 06, 2021

To,  
Dept. of Corporate Services  
BSE Ltd.  
25th Floor, Phiroze Jeejeebhoy Tower,  
Dalal Street, Fort,  
Mumbai – 400 001  
Company Code 532980

To,  
National Stock Exchange of India Ltd.  
Exchange Plaza,  
Plot no. C/1, G Block,  
Bandra-Kurla Complex,  
Bandra (E) Mumbai - 400 051  
Company Code GOKULEQ

Dear Sir/Ma'am,

**Re: Notice of 28<sup>th</sup> Annual General Meeting ("AGM") along with Annual Report of the Company for the Financial Year 2020-21**

We would like to inform that the 28<sup>th</sup> AGM of the members of the Company is scheduled to be held on Thursday, 30<sup>th</sup> September, 2021 at 11:00 a.m. at Registered Office of the Company at State Highway No.- 41, Nr. Sujapur Patia, Sidhpur - 384 151, Patan, Gujarat.

Pursuant to Regulation 34(1) of Securities Exchange Board of India (Listing Obligation and Disclosure Requirements) Regulations, 2015 (SEBI Listing Regulations), we are submitting herewith the Annual Report of the Company along with the Notice of AGM for the financial year 2020-21 which is being sent to the Members.

Further, the Company is pleased to provide e-voting facility to its members to cast their votes by electronic means on the resolutions set forth in the Notice of AGM. The instructions for e-voting are available in the said Notice. The information pertaining to the e-voting is mentioned herein below.

Event	Date & Time
Cut-off date for determination of shareholders eligible to vote electronically on AGM Resolutions	Thursday, 23 <sup>rd</sup> September, 2021
Commencement of E-voting	Sunday, 26 <sup>th</sup> September, 2021 at 09:00 a.m.
End of e-voting	Wednesday, 29 <sup>th</sup> September, 2021 at 05:00 p.m.

Kindly find the same in order.

Thanking You.  
Yours Faithfully,

**For, Gokul Refoils and Solvent Limited**

**Abhinav Mathur**  
Company Secretary & Compliance Officer  
ACS No. 22613

**CC To,**

- 1. National Securities Depository Ltd.**
- 2. Central Depository Services (India) Ltd.**
- 3. Link Intime India Pvt. Ltd.**

**Regd. Office & Works :** State Highway No-41, Nr. Sujapur Patia, Sidhpur-384 151. Dist. Patan, Gujarat (India)  
Phone : +91-2767-222075, 220975 Fax : +91-2767-223475 E-mail : grsl@gokulgroup.com

**Haldia Refinery Unit :** J.L.N. 149, Plot No. Near Essar Petrol Pump, HPL Link Road, P. O. Debhog City Centre,  
P.S. Bhabanipur, Haldia Purba - Medanipur - 721657 (West Bengal) Phone : 03224 252839

# 28<sup>th</sup> ANNUAL REPORT 2020-21



**New Environment, New Horizons**



**Gokul Refoils & Solvent Ltd.**

# CHAIRMAN'S MESSAGE



Dear Stakeholders,

It gives me immense pleasure to present the 28th Annual Report and Performance of your Company.

Traditionally, India was an exporter of edible oil before Independence, became self-sufficient post-Independence (till the early 1970s), floundered in 1970s and 80s and regained self-sufficiency in the early 90s (1991-94).

But we are currently the biggest importers in the world!

India imports around US \$ 10 billion of edible oil (15 million tonnes) annually which constitutes nearly 70% of our annual edible oil requirement of 23 million tonnes.

The COVID-19 pandemic has been detrimental for globalisation and has led to a clamour for protectionism.

India's national strategy is also in line with this trend with calls for 'Atmanirbharta' and 'vocal for local' increasing.

The prices of edible oils showed a considerable growth during the Financial Year internationally.

Since India is considerably dependent on import for fulfilling its edible oil needs, prices of edible oil rose considerably in India.

On January 8, 2020, the India Directorate General of Foreign Trade had put palm oil from the 'Free' to 'Restricted' List.

This led to a spike in palm oil prices and consequentially of other edible oils, making their cultivation more appealing. Improved MSP this year also contributed to the cause. The Ministry of Agriculture's CWWG report as on September 4, 2020, reported that kharif oilseeds cultivation showed a growth of 12% compared to a growth of 6% for all kharif crops. The edible oil industry is resilient and has the potential for being atmanirbhar.

However this restriction was removed in June 2021 till December 2021 to help increase availability of the commodity in the domestic market and bring down prices.

Mustard prices ruled at higher than the MSP (Minimum Support Price) fixed by the Central Government due to higher demand and bullish trend in edible oil prices during the last Financial Year.

Castor oil is an important ingredient for the global specialty chemical industry as it is the only commercial source of hydroxylate fatty acid.

India is the world's largest producer of castor seed and castor oil. The country exports about 90 percent of the oil globally with China being the major buyer.

India's castor oil exports are estimated to have increased to a four-year high of 6.44 Lakh tonnes last year with China buying 50 percent of it to build inventory.

Challenges that emerged in the form of COVID 19 has affected every sector of the economy in the form of various challenges such as production challenge, demand and supply challenges, logistical challenges etc. Your Company is capable of handling such challenges.

During the year under review total revenue from operation was Rs. 246,466.59 Lakhs against Rs. 216,121.68 Lakhs in the previous year on a consolidated basis. This shows an increase in total revenue by 14.04% as compared with previous year.

Net profit after tax is Rs. 2,045.64 Lakhs for year ended 31.03.2021 as against Net profit of Rs. 1,978.08 Lakhs in previous year on a consolidated basis. Hence the net profit after increased by 3.42% as compared with previous year.

## Economic Outlook for 2021-22

Global economy is expected to continue its recovery from recession in 2021-22, but global output is unlikely to return to pre-pandemic levels until 2022. Moreover, economic activity is expected to be uneven across countries and sectors, remaining dependent on effective pandemic management and government policy support.

In 2020-21, India's economy is estimated to have contracted by 7.3 per cent while in 2019, it registered a growth rate of four per cent, the World Bank said, adding that in 2023, India is expected to grow at 6.5 per cent.

The Global economy is set to expand by 5.6 per cent in 2021 - its strongest post-recession pace in 80 years.

"For India, GDP in fiscal year 2021/22 starting from April 2021 is expected to expand 8.3 per cent," it said.

Activity will benefit from policy support, including higher spending on infrastructure, rural development, and health, and a stronger-than expected recovery in services and manufacturing, it said.

Over the years our products have ruled a number of kitchens in the country, but our efforts (beyond our business) have nourished lives of many more. We continue to go head-strong in our actions towards healthcare, education and empowerment of women, which embrace our social values and principles. Where we stand today are the perseverance and efforts undertaken by your Directors and the entire family of Gokul Group. I would like to express my gratitude to the entire family of Gokul Group and their efforts and hard work that has made "Gokul" the prominent and renowned brand. I am confident and excited that the Gokul family will excel great heights in the years to come. I would like to take this opportunity to thank our dedicated and motivated employees who are the greatest asset of the Company and with their passion, hard work and commitment taken us to this level and also appreciate the guidance from the members of Board from time to time.

We also thank our stakeholders, clients, vendors, bankers, investors, Governments, Government Agencies and partners in growth for reposing their confidence and faith in the Company. Despite corona pandemic Gokul group was able to deliver because of your support and confidence in us. It is your trust and commitment that inspires us to set high standards of growth and performance and continue to deliver high returns to our stakeholders. We look forward to continue our journey on the path of excellence and profitable growth in the coming years.

Sincerely Yours

**Balvantsinh Rajput**  
Chairman

# Corporate Information

## Board of Directors:

Mr. Balvantsinh C Rajput	Chairman & Managing Director
Mr. Dharmendrasinh Rajput	Executive Director
Mr. Shaunak Mandalia	Director
Mr. Piyushchandra R Vyas	Independent Director
Prof. (Dr.)Dipooba Devada	Independent Director
Mr. Parth Pareshbhai Shah	Independent Director

(w.e.f 26.11.2020)

## Committees of Board

### Audit Committee:

Mr. Piyushchandra R Vyas	Chairman
Prof. (Dr.) Dipooba Devada	Member
Mr. Shaunak Mandalia	Member

### Nomination and Remuneration Committee:

Prof. (Dr.) Dipooba Devada	Chairperson
Mr. Piyushchandra Vyas	Member
Mr. Parth Pareshbhai Shah	Member

### Stakeholders Relationship Committee:

Prof. (Dr.) Dipooba Devada	Chairperson
Mr. Balvantsinh Rajput	Member
Mr. Shaunak Mandalia	Member

### Corporate Social Responsibility Committee:

Mr. Balvantsinh Rajput	Chairman
Mr. Piyushchandra Vyas	Member
Prof. (Dr.) Dipooba Devada	Member

## Auditors:

M. M. Thakkar & Co.  
Chartered Accountants  
Rajkot, Gujarat

## Management Team:

Mr. Praveen Khandelwal	Chief Executive Officer
Mr. Shaunak Mandalia	Chief Financial Officer
Mr. Amit Gangrade	Internal Auditor
Mr. Joseph Chettiar	VP Exports – Gokul Group

## Company Secretary & Compliance Officer:

Mr. Abhinav Mathur

## Bankers:

State Bank of India  
The Jammu and Kashmir Bank  
DCB Bank

## Registered Office:

State Highway No. 41, Nr. Sujanpur Patia,  
Sidhpur-384 151, Gujarat.

Tel: +91 2767 222075

Fax: +91 2767 223475

E-mail: [mail@gokulgroup.com](mailto:mail@gokulgroup.com)

## Corporate Office:

Office No. 501, Fifth Floor, Block A, Gokul Pratham,  
Near Tapovan Circle, Ahmedabad – Gandhinagar Highway,  
Chandkheda, Ahmedabad- 382424, Gujarat, India.

E-mail: [mail@gokulgroup.com](mailto:mail@gokulgroup.com)

## Corporate Identification Number (CIN)

L15142GJ1992PLC018745

## Registrar & Transfer Agents:

Link Intime India Pvt. Ltd.

(Formerly Intime Spectrum Registry Limited)

Ahmedabad Branch: 506 to 508, Amarnath Business Center - I (ABC-I),

Nr. St. Xavier's College Corner,

Off C G Road, Ellisebridge, Ahmedabad.

## CONTENTS

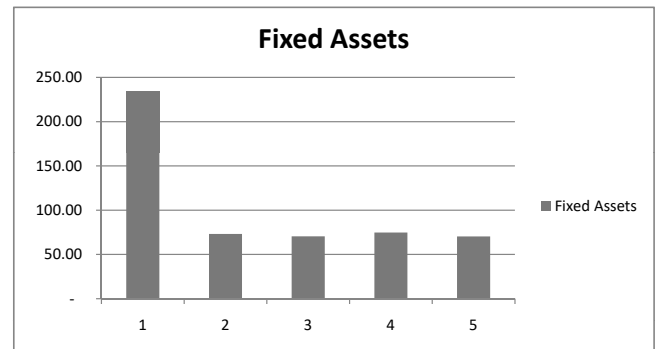
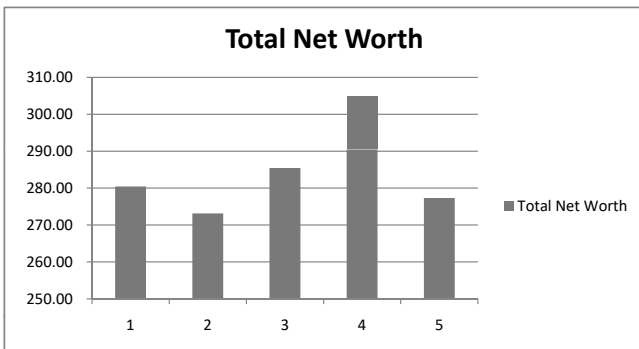
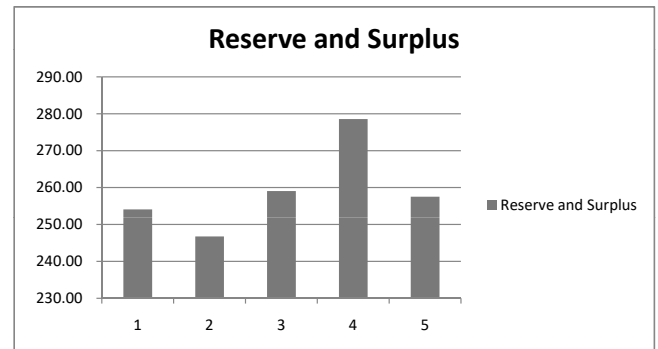
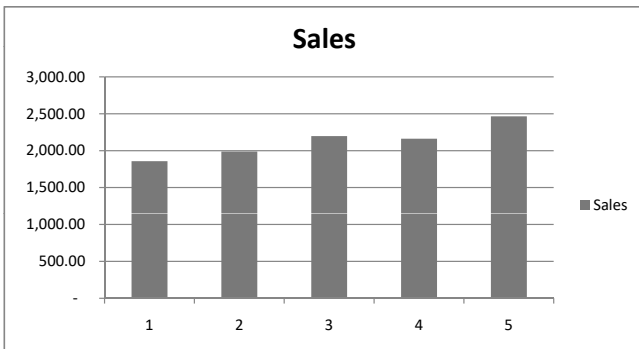
Notice.....	3
Board's Report .....	12
Management's Discussion and Analysis .....	26
Report on Corporate Governance .....	34
Auditor's Report .....	46
Balance Sheet .....	54
Statement of Profit and Loss .....	55
Cash Flow Statement .....	56
Significant Accounting Policies and Notes Forming part of Account .....	59
Consolidated Financial Statements.....	95
Statement Pursuant to sub-section (3) of section 129.....	143



## Financial Highlights (Consolidated)

(Rs. In crore)

Particulars	2016-17	2017-18	2018-19	2019-20	2020-21
Sales	1,857.49	1,987.75	2,197.63	2,161.22	2464.67
Profit/(Loss) Before Tax	9.90	-16.39	18.81	26.57	26.90
Profit/(Loss) After Tax	4.71	9.05	12.16	19.78	20.46
Depreciation	0.12	4.56	5.03	5.56	5.35
Cash Accruals	10.01	-11.83	23.84	32.14	32.25
Share Capital	26.38	26.38	26.38	26.38	19.80
Reserve and Surplus	254.07	246.76	259.07	278.58	257.53
Total Net Worth	280.45	273.14	285.44	304.96	277.33
Total Liabilities	784.20	366.00	321.25	291.59	426.87
Total Capital Employed	308.82	274.16	286.20	310.08	281.14
Fixed Assets	234.04	73.25	70.55	74.82	70.34
Net Current Assets	48.13	168.46	183.45	208.34	170.21



# NOTICE OF 28<sup>TH</sup> ANNUAL GENERAL MEETING

**NOTICE** is hereby given that the 28<sup>th</sup> Annual General Meeting of the Members of **Gokul Refoils and Solvent Limited** will be held on Thursday, the 30<sup>th</sup> September, 2021, at 11.00 A.M. at the Registered Office of the Company at State Highway No 41, Nr. Sujapur Patia, Sidhpur – 384151, Patan, Gujarat, to transact the following business:

## ORDINARY BUSINESS:

1. To receive, consider and adopt :
  - a) the Audited Financial Statement of the Company for the financial year ended March 31, 2021, and the reports of the Board of Directors and Auditors thereon; and
  - b) the Audited Consolidated Financial Statement of the Company for the financial year ended March 31, 2021, and the reports of the Auditors thereon.
2. To appoint a Director in place of Mr. Balvantsinh Rajput (DIN: 00315565), who retires by rotation and being eligible, offers himself for re-appointment.

## SPECIAL BUSINESS:

### 3. Re-appointment of Shri Balvantsinh Rajput (DIN-00315565) as Managing Director of the Company:

To consider and if thought fit, to pass with or without modification(s), the following resolution as an **Ordinary Resolution**:

**“RESOLVED THAT** on recommendation of Nomination and Remuneration Committee and pursuant to the provisions of sections 196,197 and 203 read with Schedule V of the Companies Act, 2013 and other applicable provisions, if any, of the Companies Act, 2013 (including any statutory modifications or re-enactment thereof for the time being in force), consent of Members of the Company be and is hereby given for the re-appointment of Mr. Balvantsinh Rajput [DIN: 00315565] as the Managing Director of the Company for further period of 5 (Five) years with effect from June 14, 2021 on the terms and conditions including remuneration as mentioned below:-

- (a) **Term of appointment:**  
Five years with effect from 14<sup>th</sup> June, 2021
- (b) **Remuneration:**  
As per the Limits Specified in the Companies Act, 2013
- (c) **General:**
  - i. The Managing Director will perform his respective duties as such with regard to all work of the Company and he will manage and attend to such business and carry out the orders and directions given by the Board from time to time in all respects and conform to and comply with all such directions and regulations as may from time to time be given and made by the Board.
  - ii. The Managing Director shall act in accordance with the Articles of Association of the Company and shall abide by the provisions contained in Section 166 of the Act with regard to duties of directors.
  - iii. The Managing Director shall adhere to the Company's Code of Business Conduct & Ethics for Directors and Management Personnel.
  - iv. The office of Mr. Balvantsinh Rajput shall be liable to determination of retirement by rotation but the re-appointment by way of retirement by rotation shall not be construed as break in terms of his appointment.
  - v. The office of the Managing Director may be terminated by the Company or the concerned Director by giving the other 3 (three) months prior notice in writing.

**RESOLVED FURTHER THAT** notwithstanding to the above in the event of any loss or inadequacy of profit in any financial year of the Company during the tenure of Mr. Balvantsinh Rajput as a Managing Director of the Company, the remuneration payable to him shall be in accordance with limit prescribed in section II of Part II of Schedule V of the Companies Act, 2013.

**“RESOLVED FURTHER THAT** the Board of Directors of the Company be and is hereby authorized to do all such acts, deeds, matters and things as in its absolute discretion, may consider necessary, expedient or desirable and to vary, modify the terms and conditions and to settle any question, or doubt that may arise in relation thereto and to decide breakup of the remuneration within the above said maximum permissible limit.”

**4. Re-appointment of Mr. Dharmendrasinh Rajput (DIN-03050088) as a whole time director designated as an Executive Director of the Company.**

To consider and if thought fit, to pass with or without modification the following resolution as an **Ordinary Resolution**:

**"RESOLVED THAT** on recommendation of Nomination and Remuneration Committee and pursuant to the provisions of sections 196,197 and 203 read with Schedule V of the Companies Act, 2013 and other applicable provisions, if any, of the Companies Act, 2013 (including any statutory modifications or re-enactment thereof for the time being in force), consent of the Members of the Company be and is hereby given for the re-appointment of Mr. Dharmendrasinh Rajput [DIN: 03050088] as a Whole-time Director designated as an Executive Director of the Company for further period of 5 (Five) years with effect from June 10, 2021 on the terms and conditions including remuneration as mentioned below:-

(a) **Term of appointment:**

Five years with effect from 10<sup>th</sup> June, 2021

(b) **Salary:**

Rs. 2,00,000/- per month (Rupees Two Lakhs per month only) with increments as may be decided by Board of Directors of the Company from time to time.

(c) **General:**

- (i) The Whole time Director will perform his respective duties as such with regard to all work of the Company and he will manage and attend to such business and carry out the orders and directions given by the Board from time to time in all respects and conform to and comply with all such directions and regulations as may from time to time be given and made by the Board.
- (ii) The Whole time Director shall act in accordance with the Articles of Association of the Company and shall abide by the provisions contained in Section 166 of the Act with regard to duties of directors.
- (iii) The Whole time Director shall adhere to the Company's Code of Business Conduct & Ethics for Directors and Management Personnel.
- (iv) The office of Mr. Dharmendrasinh Rajput shall be liable to determination of retirement by rotation but the re-appointment by way of retirement by rotation shall not be construed as break in terms of his appointment.
- (v) The office of the Whole time Director may be terminated by the Company or the concerned Director by giving the other 3 (three) months' prior notice in writing.

**RESOLVED FURTHER THAT** notwithstanding to the above in the event of any loss or inadequacy of profit in any financial year of the Company during the tenure of Mr. Dharmendrasinh Rajput as a Whole-time Director of the Company Designated as an executive director, the remuneration payable to him shall be in accordance with limit prescribed in section II of Part II of Schedule V of the Companies Act, 2013.

**RESOLVED FURTHER THAT** the Board of Directors of the Company be and is hereby authorized to do all such acts, deeds, matters and things as in its absolute discretion, may consider necessary, expedient or desirable and to vary, modify the terms and conditions and to settle any question, or doubt that may arise in relation thereto and to decide breakup of the remuneration within the above said maximum permissible limit."

**5. Appointment of Mr. Parth Shah (DIN- 08958666), as an Independent Director of the Company:-**

To consider and if thought fit, to pass with or without modification(s), the following resolution as an **ORDINARY RESOLUTION**:

**"RESOLVED THAT** pursuant to the provisions of Sections 149, 152 and other applicable provisions, if any, of the Companies Act, 2013 ("the Act") read with Schedule IV to the Act (including any statutory modification(s) or re-enactment(s) thereof, for the time being in force) and the Companies (Appointment and Qualification of Directors) Rules, 2014, as amended from time to time and SEBI (LODR) Regulations, 2015 as amended and pursuant to the recommendation of the Nomination & Remuneration Committee and the Board of Directors, Mr. Parth Pareshbhai Shah (DIN :08958666), who has submitted a declaration that he meets the criteria for independence as provided under Section 149(6) of the Act and Regulation 16(1)(b) of the Securities Exchange Board of India (Listing Obligation and Disclosure Requirements) Regulations, 2015 and who is eligible for appointment, and in respect of whom the Company has received a notice in writing from a Member under Section 160(1) of the Act signifying his intention to propose Mr. Parth Pareshbhai Shah's candidature for the office of Director, be and is hereby appointed as an Independent Director of the Company, not liable to retire by rotation, for a term of five consecutive years commencing from 26<sup>th</sup> November, 2020 upto 25<sup>th</sup> November, 2025"

**RESOLVED FURTHER THAT** any Director or Company Secretary be and is hereby authorized to do all such acts, deeds, matters and things as may be considered necessary, desirable or expedient for the purpose of giving effect to this resolution."

Date : 11<sup>th</sup> August, 2021

Place : Ahmedabad

**Registered office**

State Highway No. 41,

Nr. SujapurPatia,

Sidhpur -384 151

**By Order of the Board**

Sd/-

**Abhinav Mathur**

Company Secretary

ACS No. 22613

**NOTES:**

1. A member entitled to attend and vote at the Annual General Meeting (the "meeting") is entitled to appoint a proxy to attend and vote on a poll instead of himself and the proxy need not be a member of the Company. The instrument appointing the proxy should, however, be deposited at the registered office of the Company not less than forty-eight hours before the commencement of the meeting.  
  
A person can act as a proxy on behalf of members not exceeding fifty and holding in the aggregate not more than ten percent of the total share capital of the Company carrying voting rights. A member holding more than ten percent of the total share capital of the Company carrying voting rights may appoint a single person as proxy and such person shall not act as a proxy for any other person or shareholder.
2. Proxies submitted on behalf of limited companies, societies, etc. must be supported by appropriate resolution / authority, as applicable, issued on behalf of the nominating organization.
3. The explanatory statements pursuant to Section 102 of Companies Act, 2013 relating to special business are annexed with this Notice.
4. The information required under Regulation 36 of SEBI (LODR) Regulations, 2015 on Directors' reappointment/ appointment are given below and form part of the Notice.
5. Members are requested to bring their Attendance Slip along with their copy of Annual Report to the Meeting.
6. Relevant documents referred to in the accompanying Notice and the Statement are open for inspection by the members at the Registered Office of the Company on all working days during business hours up to the date of the Meeting.
7. Members can avail the nomination facility by filing Form No. SH-13, as prescribed under Section 72 of the Companies Act, 2013 and rule 19 (1) of the Companies (Share Capital and debentures) Rules 2014 with the Company. Blank forms will be supplied on request.
8. Pursuant to the provisions of Section 108 of the Companies Act, 2013 read with Rule 20 of the Companies (Management and Administration) Rules, 2014 (as amended) and Regulation 44 of SEBI (Listing Obligations & Disclosure Requirements) Regulations 2015 (as amended), and MCA Circulars dated April 08, 2020, April 13, 2020 and May 05, 2020 the Company is providing facility of remote e-voting to its Members in respect of the business to be transacted at the AGM. For this purpose, the Company has entered into an agreement with Central Depository Services (India) Limited (CDSL) for facilitating voting through electronic means, as the authorized e-Voting's agency. The facility of casting votes by a member using remote e-voting as well as the e-voting system on the date of the AGM will be provided by CDSL.
9. In line with the Ministry of Corporate Affairs (MCA) Circular No. 17/2020 dated April 13, 2020, the Notice calling the AGM has been uploaded on the website of the Company at [www.gokulgroup.com](http://www.gokulgroup.com). The Notice can also be accessed from the websites of the Stock Exchanges i.e. BSE Limited and National Stock Exchange of India Limited at [www.bseindia.com](http://www.bseindia.com) and [www.nseindia.com](http://www.nseindia.com) respectively. The AGM Notice is also disseminated on the website of CDSL (agency for providing the Remote e-Voting facility and e-voting system during the AGM) i.e. [www.evotingindia.com](http://www.evotingindia.com).

**The instructions for shareholders voting electronically are as under:**

- (i) The voting period begins on Sunday, 26<sup>th</sup> September, 2021@ 09.00 a.m and ends on Wednesday, 29<sup>th</sup> September, 2021@ 05.00 p.m. During this period shareholders' of the Company, holding shares either in physical form or in dematerialized form, as on the cut-off date (record date) of Thursday, 23<sup>rd</sup> September, 2021 may cast their vote electronically. The e-voting module shall be disabled by CDSL for voting thereafter.
- (ii) The voting rights of Members shall be in proportion to their shares of the paid up equity share capital of the Company as on Thursday, 23<sup>rd</sup> September, 2021.
- (iii) Shareholders who have already voted prior to the meeting date would not be entitled to vote at the meeting venue.
- (iv) Pursuant to SEBI Circular No. **SEBI/HO/CFD/CMD/CIR/P/2020/242 dated 09.12.2020**, under Regulation 44 of Securities and Exchange Board of India (Listing Obligations and Disclosure Requirements) Regulations, 2015, listed entities are required to provide remote e-voting facility to its shareholders, in respect of all shareholders' resolutions. However, it has been observed that the participation by the public non-institutional shareholders/retail shareholders is at a negligible level.

Currently, there are multiple e-voting service providers (ESPs) providing e-voting facility to listed entities in India. This necessitates registration on various ESPs and maintenance of multiple user IDs and passwords by the shareholders.

In order to increase the efficiency of the voting process, pursuant to a public consultation, it has been decided to enable e-voting to **all the demat account holders, by way of a single login credential, through their demat accounts/ websites of Depositories/ Depository Participants**. Demat account holders would be able to cast their vote without having to register again with the ESPs, thereby, not only facilitating seamless authentication but also enhancing ease and convenience of participating in e-voting process.



- (v) In terms of SEBI circular no. **SEBI/HO/CFD/CMD/CIR/P/2020/242 dated December 9, 2020** on e-Voting facility provided by Listed Companies, Individual shareholders holding securities in demat mode are allowed to vote through their demat account maintained with Depositories and Depository Participants. Shareholders are advised to update their mobile number and email Id in their demat accounts in order to access e-Voting facility.

Pursuant to abovesaid SEBI Circular, Login method for e-Voting **for Individual shareholders holding securities in Demat mode** is given below:-

Type of shareholders	Login Method
Individual Shareholders holding securities in Demat mode with <b>CDSL</b>	<ol style="list-style-type: none"> <li>1) Users who have opted for CDSL Easi / Easiest facility, can login through their existing user id and password. Option will be made available to reach e-Voting page without any further authentication. The URL for users to login to Easi / Easiest are <a href="https://web.cdslindia.com/myeasi/home/login">https://web.cdslindia.com/myeasi/home/login</a> or visit <a href="http://www.cdslindia.com">www.cdslindia.com</a> and click on Login icon and select New System Myeasi.</li> <li>2) After successful login the Easi / Easiest user will be able to see the e-Voting option for eligible companies where the evoting is in progress as per the information provided by company. On clicking the evoting option, the user will be able to see e-Voting page of the e-Voting service provider for casting your vote during the remote e-Voting period or joining virtual meeting &amp; voting during the meeting. Additionally, there is also links provided to access the system of all e-Voting Service Providers i.e. CDSL/NSDL/KARVY/LINKINTIME, so that the user can visit the e-Voting service providers' website directly.</li> <li>3) If the user is not registered for Easi/Easiest, option to register is available at <a href="https://web.cdslindia.com/myeasi/Registration/EasiRegistration">https://web.cdslindia.com/myeasi/Registration/EasiRegistration</a></li> <li>4) Alternatively, the user can directly access e-Voting page by providing Demat Account Number and PAN No. from a e-Voting link available on <a href="http://www.cdslindia.com">www.cdslindia.com</a> home page. The system will authenticate the user by sending OTP on registered Mobile &amp; Email as recorded in the Demat Account. After successful authentication, user will be able to see the e-Voting option where the evoting is in progress and also able to directly access the system of all e-Voting Service Providers.</li> </ol>
Individual Shareholders holding securities in demat mode with <b>NSDL</b>	<ol style="list-style-type: none"> <li>1) If you are already registered for NSDL IDeAS facility, please visit the e-Services website of NSDL. Open web browser by typing the following URL: <a href="https://eservices.nsdl.com">https://eservices.nsdl.com</a> either on a Personal Computer or on a mobile. Once the home page of e-Services is launched, click on the "Beneficial Owner" icon under "Login" which is available under 'IDeAS' section. A new screen will open. You will have to enter your User ID and Password. After successful authentication, you will be able to see e-Voting services. Click on "Access to e-Voting" under e-Voting services and you will be able to see e-Voting page. Click on company name or e-Voting service provider name and you will be re-directed to e-Voting service provider website for casting your vote during the remote e-Voting period or joining virtual meeting &amp; voting during the meeting.</li> <li>2) If the user is not registered for IDeAS e-Services, option to register is available at <a href="https://eservices.nsdl.com">https://eservices.nsdl.com</a>. Select "Register Online for IDeAS" Portal or click at <a href="https://eservices.nsdl.com/SecureWeb/IdeasDirectReg.jsp">https://eservices.nsdl.com/SecureWeb/IdeasDirectReg.jsp</a></li> <li>3) Visit the e-Voting website of NSDL. Open web browser by typing the following URL: <a href="https://www.evoting.nsdl.com/">https://www.evoting.nsdl.com/</a> either on a Personal Computer or on a mobile. Once the home page of e-Voting system is launched, click on the icon "Login" which is available under 'Shareholder/Member' section. A new screen will open. You will have to enter your User ID (i.e. your sixteen digit demat account number hold with NSDL), Password/OTP and a Verification Code as shown on the screen. After successful authentication, you will be redirected to NSDL Depository site wherein you can see e-Voting page. Click on company name or e-Voting service provider name and you will be redirected to e-Voting service provider website for casting your vote during the remote e-Voting period or joining virtual meeting &amp; voting during the meeting</li> </ol>
Individual Shareholders (holding securities in demat mode) login through their <b>Depository Participants</b>	<p>You can also login using the login credentials of your demat account through your Depository Participant registered with NSDL/CDSL for e-Voting facility. After Successful login, you will be able to see e-Voting option. Once you click on e-Voting option, you will be redirected to NSDL/CDSL Depository site after successful authentication, wherein you can see e-Voting feature. Click on company name or e-Voting service provider name and you will be redirected to e-Voting service provider website for casting your vote during the remote e-Voting period or joining virtual meeting &amp; voting during the meeting.</p>

**Important note:** Members who are unable to retrieve User ID/ Password are advised to use Forget User ID and Forget Password option available at abovementioned website.

### Helpdesk for Individual Shareholders holding securities in demat mode for any technical issues related to login through Depository i.e. CDSL and NSDL

Login type	Helpdesk details
Individual Shareholders holding securities in Demat mode with <b>CDSL</b>	Members facing any technical issue in login can contact CDSL helpdesk by sending a request at <a href="mailto:helpdesk.evoting@cdslindia.com">helpdesk.evoting@cdslindia.com</a> or contact at 022- 23058738 and 22-23058542-43.
Individual Shareholders holding securities in Demat mode with <b>NSDL</b>	Members facing any technical issue in login can contact NSDL helpdesk by sending a request at <a href="mailto:evoting@nsdl.co.in">evoting@nsdl.co.in</a> or call at toll free no.: 1800 1020 990 and 1800 22 44 30

- (vi) Login method for e-Voting for **shareholders other than individual shareholders holding in Demat form & physical shareholders.**
- 1) The shareholders should log on to the e-voting website [www.evotingindia.com](http://www.evotingindia.com).
  - 2) Click on "Shareholders" module.
  - 3) Now enter your User ID
    - a. For CDSL: 16 digits beneficiary ID,
    - b. For NSDL: 8 Character DP ID followed by 8 Digits Client ID,
    - c. Shareholders holding shares in Physical Form should enter Folio Number registered with the Company.
  - 4) Next enter the Image Verification as displayed and Click on Login.
  - 5) If you are holding shares in demat form and had logged on to [www.evotingindia.com](http://www.evotingindia.com) and voted on an earlier e-voting of any company, then your existing password is to be used.
  - 6) If you are a first-time user follow the steps given below:

For Shareholders holding shares in Demat Form other than individual and Physical Form	
PAN	Enter your 10 digit alpha-numeric *PAN issued by Income Tax Department (Applicable for both demat shareholders as well as physical shareholders) <ul style="list-style-type: none"> <li>• Shareholders who have not updated their PAN with the Company/Depository Participant are requested to use the sequence number sent by Company/RTA or contact Company/RTA.</li> </ul>
Dividend Bank Details <b>OR</b> Date of Birth (DOB)	Enter the Dividend Bank Details or Date of Birth (in dd/mm/yyyy format) as recorded in your demat account or in the company records in order to login. <ul style="list-style-type: none"> <li>• If both the details are not recorded with the depository or company, please enter the member id / folio number in the Dividend Bank details field as mentioned in instruction (v).</li> </ul>

- (vii) After entering these details appropriately, click on "SUBMIT" tab.
- (viii) Shareholders holding shares in physical form will then directly reach the Company selection screen. However, shareholders holding shares in demat form will now reach 'Password Creation' menu wherein they are required to mandatorily enter their login password in the new password field. Kindly note that this password is to be also used by the demat holders for voting for resolutions of any other company on which they are eligible to vote, provided that company opts for e-voting through CDSL platform. It is strongly recommended not to share your password with any other person and take utmost care to keep your password confidential.
- (ix) For shareholders holding shares in physical form, the details can be used only for e-voting on the resolutions contained in this Notice.
- (x) Click on the EVSN for the Gokul Refoils and Solvent Limited.
- (xi) On the voting page, you will see "RESOLUTION DESCRIPTION" and against the same the option "YES/NO" for voting. Select the option YES or NO as desired. The option YES implies that you assent to the Resolution and option NO implies that you dissent to the Resolution.
- (xii) Click on the "RESOLUTIONS FILE LINK" if you wish to view the entire Resolution details.
- (xiii) After selecting the resolution, you have decided to vote on, click on "SUBMIT". A confirmation box will be displayed. If you wish to confirm your vote, click on "OK", else to change your vote, click on "CANCEL" and accordingly modify your vote.
- (xiv) Once you "CONFIRM" your vote on the resolution, you will not be allowed to modify your vote.
- (xv) You can also take a print of the votes cast by clicking on "Click here to print" option on the Voting page.

(xvi) If a demat account holder has forgotten the login password then Enter the User ID and the image verification code and click on Forgot Password & enter the details as prompted by the system.

(xvii) **Facility for Non – Individual Shareholders and Custodians –Remote Voting**

- Non-Individual shareholders (i.e. other than Individuals, HUF, NRI etc.) and Custodians are required to log on to [www.evotingindia.com](http://www.evotingindia.com) and register themselves in the “Corporates” module.
- A scanned copy of the Registration Form bearing the stamp and sign of the entity should be emailed to [helpdesk.evoting@cdslindia.com](mailto:helpdesk.evoting@cdslindia.com).
- After receiving the login details a Compliance User should be created using the admin login and password. The Compliance User would be able to link the account(s) for which they wish to vote on.
- The list of accounts linked in the login should be mailed to [helpdesk.evoting@cdslindia.com](mailto:helpdesk.evoting@cdslindia.com) and on approval of the accounts they would be able to cast their vote.
- A scanned copy of the Board Resolution and Power of Attorney (POA) which they have issued in favour of the Custodian, if any, should be uploaded in PDF format in the system for the scrutinizer to verify the same.
- Alternatively Non Individual shareholders are required to send the relevant Board Resolution/ Authority letter etc. together with attested specimen signature of the duly authorized signatory who are authorized to vote, to the Scrutinizer and to the Company at the email address viz; [abhinav.mathur@gokulgroup.com](mailto:abhinav.mathur@gokulgroup.com), if they have voted from individual tab & not uploaded same in the CDSL e-voting system for the scrutinizer to verify the same.

**PROCESS FOR THOSE SHAREHOLDERS WHOSE EMAIL/MOBILE NO. ARE NOT REGISTERED WITH THE COMPANY/ DEPOSITORIES**

1. For Physical shareholders- please provide necessary details like Folio No., Name of shareholder, scanned copy of the share certificate (front and back), PAN (self attested scanned copy of PAN card), AADHAR (self attested scanned copy of Aadhar Card) by email to Company/RTA email id.
2. For Demat shareholders - Please update your email id & mobile no. with your respective Depository Participant (DP)
3. For Individual Demat shareholders – Please update your email id & mobile no. with your respective Depository Participant (DP) which is mandatory while e-Voting.

If you have any queries or issues regarding E-Voting from the CDSL e-Voting System, you can write an email to [helpdesk.evoting@cdslindia.com](mailto:helpdesk.evoting@cdslindia.com) or contact at 022-23058738 and 022-23058542/43.

All grievances connected with the facility for voting by electronic means may be addressed to Mr. Rakesh Dalvi, Sr. Manager, (CDSL,) Central Depository Services (India) Limited, A Wing, 25th Floor, MarathonFuturex, Mafatlal Mill Compounds, N M Joshi Marg, Lower Parel (East), Mumbai - 400013 or send an email to [helpdesk.evoting@cdslindia.com](mailto:helpdesk.evoting@cdslindia.com) or call on 022-23058542/43.

**Other Instructions:**

- Mr. Yash H Mehta, Practicing Company Secretary (Membership No.: 45267; CP No:16535), has been appointed as the Scrutinizer to scrutinize the e-voting process in a fair and transparent manner.
- The Scrutinizer shall, immediately after the conclusion of voting at the annual general meeting, first count the votes cast at the meeting, thereafter unblock the votes cast through remote e-voting in the presence of at least two witnesses not in the employment of the Company and make, not later than three days from the conclusion of the meeting consolidated Scrutinizer's Report of the total votes cast in favour or against, if any, forthwith to the Chairman of the Company.
- The results declared along with the Scrutinizer's Report shall be placed on the Company's website [www.gokulgroup.com](http://www.gokulgroup.com) and on the website of CDSL [www.evoting.cdsl.com](http://www.evoting.cdsl.com) within two days of the passing of the resolutions at the 28<sup>th</sup>AGM of the Company held on Thursday, 30<sup>th</sup>September 2021, and communicated to the BSE Limited and National Stock Exchange of India Limited, where the shares of the Company are listed.

Pursuant to Regulation 36 of the SEBI (Listing Obligation and Disclosure Requirement) Regulations, 2015, the brief profile of Director eligible for appointment and re-appointment is as follows:

Name of Director	Mr. Balvantsinh Rajput (Managing Director)	Mr. Dharmendrasinh Rajput (Executive Director)	Mr. Parth Shah (Independent Director)
Date of Birth	01 <sup>st</sup> June, 1962	11 <sup>th</sup> September, 1989	04 <sup>th</sup> July, 1992
Date of Appointment	29/12/1992	10/06/2016	26/11/2020
Qualification	BA	BE (Mechanical)	CS, LLB., B.Com.
Expertise in specific Functional Areas	He has more than 3 decades of experience in edible oil industry. He is involved in overall management, forming business strategy and Business Planning of the Company.	He has been looking after the Overall Management, Strategic Management, Business planning.	Mr. Parth Shah is Independently practicing as a Company Secretary since May 2017 in the areas of Company law, LLP law, FEMA, FDI Matters. His areas of expertise include Company & LLP formation Compliances under Company & LLP Law, Consultancy in FEMA & FDI related issues, Corporate Governance Report and Secretarial Audit etc.
Names of listed entities in which the person also holds the directorship	Nil	NIL	NIL
Membership/Chairmanship of Committees of listed entities	Nil	NIL	NIL
Number of Shares held in the Company	2,43,79,262	82,15,579	NIL
Relationship with any Director(s) of the Company	Father of Mr. Dharmendrasinh Rajput	Son of Mr. Balvantsinh Rajput	NIL

Date : 11<sup>th</sup> August, 2021

Place : Ahmedabad

**Registered office**

State Highway No. 41,  
Nr. SujanpurPatia,  
Sidhpur -384 151

**By Order of the Board**

Sd/-

**Abhinav Mathur**  
Company Secretary  
ACS No. 22613

**Annexure to Notice**  
**EXPLANATORY STATEMENT**  
**(Pursuant to Section 102(1) of the Companies Act, 2013)**

**Item no. 3**

The term of office of Mr. Balvantsinh Rajput as Managing Director was completed on 13<sup>th</sup> June, 2021. The Board of Directors at its meeting held on 21<sup>st</sup> June, 2021 has subject to members' approval in this Annual General Meeting, reappointed Mr. Balvantsinh Rajput as Managing Director of the Company for further period of Five years from 14<sup>th</sup> June, 2021 on terms and conditions including remuneration as set out in the proposed resolution. The said terms and conditions including remuneration have been recommended by the Nomination and Remuneration Committee of Board of Directors.

Mr. Balvantsinh Rajput has long experience in edible oil industry and agro product industry and he is promoter and founder of Company. Under the stewardship of Mr. Balvantsinh Rajput, the Company has achieved the sustained growth over the years. His re-appointment would be immensely beneficial for the Company.

Brief resume of Mr. Balvantsinh Rajput, nature of his expertise in specific functional area and names of companies in which he hold directorships and memberships/ chairmanships of Board Committees, are provided in this Notice.

None of Directors, Key Managerial Personnel, relatives of Directors and Key Managerial Personnel of the Company is directly/ indirectly interested in the above resolution except Mr. Balvantsinh Rajput and Mr. Dharmendrasinh Rajput (being the relative of Mr. Balvantsinh Rajput) are interested in the resolution.

The Board re-recommends the Ordinary Resolution set out at Item No. 3 of the Notice for approval of the members.

**Item no. 4**

The term of office of Mr. Dharmendrasinh Rajput as the Whole Time Director designated as an Executive Director was completed on 09<sup>th</sup> June, 2021.

The Board of Directors at its meeting held on 21<sup>st</sup> June, 2021 has subject to members' approval in this Annual General Meeting, reappointed Mr. Dharmendrasinh Rajput as the Whole Time Director designated as an Executive Director of the Company for further period of Five years from 10<sup>th</sup> June, 2021 on terms and conditions including remuneration as set out in the proposed resolution.

The said terms and conditions including remuneration have been recommended by the Nomination and Remuneration Committee of Board of Directors.

Mr. Dharmendrasinh Rajput has more than decades of experience in edible oil industry and agro product industry. He has been looking after the Overall Management, Strategic Management, Business planning. His re-appointment would be immensely benefited for the operation of Company.

Brief resume of Mr. Dharmendrasinh Rajput, nature of his expertise in specific functional area and names of companies in which he hold directorships and memberships/ chairmanships of Board Committees, are provided in this Notice.

None of the Directors and/or Key Managerial Personnel of the Company and their relatives except Mr. Dharmendrasinh Rajput and Mr. Balvantsinh Rajput (being relative of Mr. Dharmendrasinh Rajput), are interested in the resolution.

The Board recommends the Ordinary Resolution set out at Item no. 4 of the Notice for the approval of the members.

**Item no. 5**

Pursuant to the provisions of SEBI (LODR) Regulations, 2015 as amended, and Sections 149, 152, 161 and other applicable provisions, if any, of the Companies Act, 2013 read with provisions of Articles of Association of the Company, the Board of Directors of the Company upon recommendation of Nomination and Remuneration Committee and subject to the approval of Members of the Company, appointed Mr. Parth Pareshbhai Shah as an Additional Director designated as an Independent Director (Non-Executive) of the Company on November 26, 2020.

Mr. Parth Pareshbhai Shah (DIN 08958666) has consented to act as Director. The said director is not disqualified from being appointed as Director in terms of Section 164 of Companies Act, 2013, and has submitted a declaration that he meets the criteria for independence as provided under Section 149(6) of the Act and Regulation 16(1)(b) of the Securities Exchange Board of India (Listing Obligation and Disclosure Requirements) Regulations, 2015



The Company has received notice in writing from member under Section 160 of Companies Act, 2013 proposing the candidature of Mr. Parth Pareshbhai Shah for the offices of Director of the Company.

Mr. Parth Shah is a Practicing Company Secretary with wide range of experience in Company & LLP Law, Consultancy in FEMA & FDI related issues and Secretarial Audit etc. He also holds degree of Law Graduate and Bachelor of Commerce.

Brief resume of Mr. Parth Shah, nature of his expertise in specific functional area and names of companies in which he hold directorships and memberships/ chairmanships of Board Committees, are provided in this Notice.

None of the Directors and/or Key Managerial Personnel of the Company and their relatives are interested financially or otherwise, in the aforesaid resolution.

The Board recommends the Ordinary Resolution set out at Item no. 5 of the Notice for the approval of the members.

Date : 11<sup>th</sup> August, 2021

Place : Ahmedabad

**Registered office**

State Highway No. 41,

Nr. Sujanpur Patia,

Sidhpur -384 151

**By Order of the Board**

Sd/-

**Abhinav Mathur**

Company Secretary

ACS No. 22613

# BOARD'S REPORT

To,  
The members,

Your Directors are pleased to present the 28<sup>th</sup> Annual Report of the Company along with the Audited Financial Statements for the year ended 31<sup>st</sup> March, 2021.

## 1. FINANCIAL HIGHLIGHTS

The summarized standalone and consolidated results of your Company and its subsidiaries are given in the table below:

Rs. in Lakhs

S. No.	Particulars	Standalone		Consolidated	
		As on 31 <sup>st</sup> March, 2021	As on 31 <sup>st</sup> March, 2020	As on 31 <sup>st</sup> March, 2021	As on 31 <sup>st</sup> March, 2020
1	Revenue from operations	1,002.77	1,757.13	246,466.59	216,121.68
2	Other Income	600.16	1,127.16	1,237.75	2,294.37
3	<b>Total Revenue</b>	<b>1,602.93</b>	<b>2,884.29</b>	<b>247,704.33</b>	<b>218,416.05</b>
4	Profit / (Loss) before interest, Depreciation , Exceptional items and Taxes (PBIDTA)	407.04	1,330.61	5,229.87	6,070.73
5	Interest and Finance costs	0.36	0.69	2,005.14	2,857.21
6	Depreciation and amortization expense	49.03	23.36	535.16	556.22
7	<b>Profit/(loss) before exceptional items and tax</b>	<b>357.65</b>	<b>1,306.57</b>	<b>2,689.57</b>	<b>2,657.30</b>
8	Exceptional items	-	-	-	-
9	<b>Profit/(Loss) before Taxation (PBT)</b>	<b>357.65</b>	<b>1,306.57</b>	<b>2,689.57</b>	<b>2,657.30</b>
10	Provision of Taxation including Deferred Tax liability/ (Assets)	61.97	564.80	643.93	679.21
11	<b>Profit/ (Loss) from ordinary activities after tax</b>	<b>295.68</b>	<b>741.77</b>	<b>2,045.64</b>	<b>1,978.08</b>
12	<b>Total comprehensive income for the year</b>	<b>289.67</b>	<b>743.75</b>	<b>2,051.29</b>	<b>1,951.77</b>

## 2. DIVIDEND

In order to conserve the resources and to strengthen the financial position of the company and to meet long term fund requirement and future contingencies, your Directors do not recommend any dividend for the year under review.

## 3. BUSINESS PERFORMANCE

There has been no change in the nature of business of the Company during the financial year under review.

### Standalone Basis

During the year under review, total revenue from operation was Rs.1,002.77 Lakhs against Rs.1,757.13 Lakhs in the previous year. There has been decrease by 42.93% in total income.

Net Profit after tax is Rs.295.68 Lakhs for year ended 31.03.2021 as against Net Profit of Rs.741.77 Lakhs in previous year.

### Consolidated Basis

During the year under review total revenue from operation was Rs.246,466.59 Lakhs against Rs.216,121.68 Lakhs in the previous year. This show an increase in total revenue by 14.04 % as compared with previous year.

Net profit after tax is Rs.2,045.64 Lakhs for year ended 31.03.2021 as against Net profit of Rs.1,978.08 Lakhs in previous year. Hence the net profit after tax increased by 3.42 % as compared with previous year.

#### 4. BUSINESS PERFORMANCE OF SUBSIDIARIES

##### GokulAgri International Limited (Subsidiary)

Gokul Agri International Limited, wholly-owned subsidiary of the Company has its production facility at Sidhpur, District- Patan, Gujarat, India and is engaged in the business of seed processing, solvent extraction, refining of edible oils and non-edible industrial oil such as castor oil. The Sidhpur Plant currently processes various types of oils including Kachi Ghani oil, Mustard oil, Groundnut oil, Refined Cottonseed oil, Soyaben Refined oil, Palmolein and Castor oil. It is also trading in agro commodities including spices in domestic and international market.

During the year under review, total revenue from operation was Rs.245,610.07 Lakhs against Rs. 214,444.29 Lakhs in the previous year. This shows an increase of 14.53 % over the previous year.

Net profit after tax is Rs.1,738.33 Lakhs for year ended 31.03.2021 against Rs.1,326.48 Lakhs in previous year. This shows an increase of 31.05% over previous year.

#### 5. MATERIAL CHANGES AND COMMITMENTS AFFECTING FINANCIAL POSITION BETWEEN END OF THE FINANCIAL YEAR AND DATE OF REPORT

There have been no material changes and commitments affecting financial position between end of the financial year and the date of the report.

#### 6. SHARE CAPITAL

Pursuant to the Buy-back of Equity Shares, the paid up equity share capital of the Company decreased from 13,18,95,000 equity shares of Rs. 2/- each to 9,89,95,000 equity shares of Rs. 2/- each.

#### 7. SUBSIDIARIES, JOINT VENTURES AND ASSOCIATES COMPANIES

Pursuant to Section 134 of the Companies Act, 2013 and Rule 8(1) of the Companies (Accounts) Rules, 2014 the report on performance and financial position of subsidiaries, associates and joint venture companies is attached as an annexure in **Form AOC-1** prepared under section 129(3) of the Companies Act, 2013 to the consolidated Financial Statements of the Company which forms part of this report.

The Company has kept the separate audited financial statements in respect of each of subsidiaries at the Registered Office of the Company and available upon the request by any shareholder of Company. The said financial statements are also available on the website of your Company at [www.gokulgroup.com](http://www.gokulgroup.com). The Policy for determining material subsidiaries as approved may be accessed on the Company's website at the link: <http://www.gokulgroup.com/investor.php>

#### 8. CONSOLIDATED FINANCIAL STATEMENTS

In accordance with the provisions of Section 129(3) of the Companies Act, 2013 and Regulation 34 of the SEBI (Listing Obligations and Disclosure Requirements) Regulations, 2015, the Consolidated Financial Statements form part of this Annual Report. The Consolidated Financial Statements are prepared in accordance with the Indian Accounting Standards (IND AS) notified under Section 133 of the Companies Act, 2013 read with Companies (Accounts) Rules, 2014.

#### 9. BOARD OF DIRECTORS AND KEY MANAGERIAL PERSONNEL

##### Retire by Rotation

Mr. Balvantsinh Rajput is liable to retire by rotation at the ensuing Annual General Meeting and, being eligible, offers himself for re-appointment. The Directors recommend for his re-appointment.

As required under regulation 36(3) of the Listing Regulations, particulars of Director seeking re-appointment at the ensuing AGM are annexed to the notice convening 28<sup>th</sup>AGM.

##### Appointment / Re-appointment/Cessation

- Due to sudden and sad demise of Mr. Karansinh Mahida (DIN-02237323), Non-Executive Independent Director of the Company on September 02, 2020, he discontinued to be the Director of the Company.
- Mr. Parth Pareshbhai Shah (DIN 08958666) has been appointed as an Additional Director designated as an Independent Director (Non-Executive) subject to the approval of Members at this Annual General Meeting w.e.f. 26.11.2020.

- The present term of office of Mr. Balvantsinh Rajput as the Managing Director was expired on June 13, 2021. As recommended by the Nomination and Remuneration Committee, the Board has reappointed Mr. Balvantsinh Rajput with effect from June 14, 2021 for a further period of 5 years, subject to the approval of the members.

The Board seeks your approval for the re-appointment of Mr. Balvantsinh Rajput as Managing Director in this Annual General Meeting.

- The present term of office of Mr. Dharmendrasinh Rajput as Whole Time Director designated as an Executive Director was expired on June 09, 2021. As recommended by the Nomination and Remuneration Committee, the Board has reappointed Mr. Dharmendrasinh Rajput with effect from June 10, 2021 for a further period of 5 years, subject to the approval of the members.

The Board seeks your approval for the re-appointment of Mr. Dharmendrasinh Rajput as Whole Time Director designated as an Executive Director in this Annual General Meeting.

### **Criteria of independence as mentioned under Section 149 (6) of the Companies Act, 2013**

The Independent Directors of your Company have given the certificate of independence to your Company stating that they meet the criteria of independence as mentioned under Section 149 (6) of the Companies Act, 2013. The details of familiarization programme for Independent Directors, conducted during the year, have been provided under the Corporate Governance Report.

### **Evaluation of Board Performance**

In compliance with the Companies Act, 2013 and SEBI (LODR), Regulations, 2015, the performance evaluation of the Board and its Committees was carried out during the year under review. More details on the same are given in the Corporate Governance Report.

### **Nomination and Remuneration Policy**

The policy on Director's appointment and remuneration including criteria for determining qualifications, positive attributes, independence of Director, and also remuneration for Key Managerial Personnel and other employees can be viewed at the Company's website at weblink <http://www.gokulgroup.com/investor.php>

## **10. DISCLOSURE AS PER SEXUAL HARASSMENT OF WOMEN AT WORKPLACE (PREVENTION, PROHIBITION AND REDRESSAL) ACT, 2013**

The Company has zero tolerance for sexual harassment at workplace and has adopted a policy on prevention, prohibition and redressal of sexual harassment at workplace in line with the provisions of the Sexual Harassment of Women at Workplace (Prevention, Prohibition and Redressal) Act, 2013 and the rules and no complaint has been received on sexual harassment during the financial year 2020-21.

The company has complied with provisions relating to the constitution of Internal Complaints Committee under the Sexual Harassment of Women at Workplace (Prevention, Prohibition and Redressal) Act, 2013 [14 of 2013]

## **11. WHISTLE BLOWER POLICY**

The Company has a vigil mechanism named Whistle Blower Policy for directors and employees to report to the management instances of unethical behavior, actual or suspected, fraud or violation of the Company's code of conduct or ethics policy. The details of the said Policy is explained in the Corporate Governance Report and also posted on the website of the Company.

## **12. AUDIT COMMITTEE**

The Audit Committee comprises Directors namely Mr. Piyushchandra Vyas (Chairman), Prof. (Dr). Dipoooba Devada and Mr. Shaunak Mandalia.

All the recommendations made by the Audit Committee were accepted by the Board and implemented accordingly. The details of term of reference of the Audit Committee member, dates of meeting held and attendance of the Directors are given separately in the Corporate Governance Report.

## **13. DEVELOPMENT AND IMPLEMENTATION OF RISK MANAGEMENT POLICY**

Business Risk Evaluation and Management is an ongoing process within the Organization. The Company has a robust risk management framework to identify, monitor and minimize risks as also identify business opportunities.

Further, the Company identifies risks with its degree and control systems are instituted to ensure that the risks in business process are mitigated. The Board provides oversight and reviews the Risk Management Policy periodically. In the opinion of the Board there has been no identification of elements of risk that may threaten the existence of the Company.

## 14. MEETINGS OF BOARD

The Board of Director met four times during the year 2020-21. The Details of the Board Meetings and the attendance of the Directors are given in the Corporate Governance Report.

## 15. DIRECTORS' RESPONSIBILITY STATEMENT

In accordance with the provisions Section 134(3)(c) of Companies Act, 2013, the Directors state that:-

- a) In the preparation of the Annual Accounts for the year ended March 31, 2021, the applicable accounting standards have been followed and that there are no material departures;
- b) the directors have selected such accounting policies and applied them consistently and made judgments and estimates that are reasonable and prudent so as to give a true and fair view of the state of affairs of the Company as at 31<sup>st</sup> March, 2021 and the profit and loss of the Company for the year ended on that date;
- c) The directors have taken proper and sufficient care for the maintenance of adequate accounting records in accordance with the provisions of Companies Act, 2013, for safeguarding the assets of the Company and for preventing and detecting fraud and other irregularities;
- d) The directors have prepared the annual accounts on a going concern basis;
- e) That proper internal financial controls are in place and that the financial control are adequate and are operating effectively; and
- f) The directors have devised proper system to ensure compliance with the provisions of all applicable laws and that such systems are adequate and operating effectively.

## 16. AUDITORS

### i) STATUTORY AUDITORS

Pursuant to the provisions of Section 139 of the Companies Act, 2013 and the rules framed there under, M/s. M. M. Thakkar & Co. Chartered Accountants, Rajkot having Firm Registration No. 110905W were appointed as Statutory Auditors of the Company from conclusion of the 24<sup>th</sup> Annual General Meeting (AGM) till the conclusion of the 29<sup>th</sup> AGM to be held in the year 2022.

M M Thakkar & Co, Chartered Accountants have furnished a declaration confirming their independence as well as their arm's length relationship with the Company and that they have not taken up any prohibited non-audit assignments for the company.

The Auditor's Report to the shareholders for the year under review does not contain any qualification.

### **Details in respect of frauds reported by auditors under sub-section (12) of Section 143 other than those which are reported to the central government:**

During the year under consideration, there were no such instances.

### ii) SECRETARIAL AUDITOR

Yash Mehta & Associates, Practicing Company Secretaries were appointed to conduct Secretarial Audit for the financial year 2020-21. The Secretarial Audit Report is annexed herewith as **ANNEXURE-I** to this Report.

### iii) COST AUDITORS

The Company doesn't fall under the purview and requirement to get the cost audit done for FY 2021-22 pursuant to the provisions of Section 148 of the Companies Act, 2013 and the Companies (Cost Records and Audit) Rules, 2014, hence the Company has not appointed Cost Auditors for FY 2021-22.

## 17. CORPORATE SOCIAL RESPONSIBILITY

Corporate Social Responsibility Committee comprises Mr. Balvantsinh Rajput as the Chairman, Mr. Piyushchandra Vyas and Prof. (Dr.) Dipoooba Devada as the members.

Pursuant to the provisions of section 135 of Companies Act 2013, company is not required to spend any amount in CSR activities for the financial year 2020-21 as company has made average net Loss during the three immediately preceding financial years.

The Report on CSR activities is given in **ANNEXURE-II** forming part of this Report.



## 18. MANAGEMENT DISCUSSION AND ANALYSIS

As stipulated in Schedule V of the SEBI (Listing Obligations and Disclosure Requirements) Regulations, 2015, the Management Discussion and Analysis Report forms part of this Annual Report.

## 19. CORPORATE GOVERNANCE REPORT

Pursuant to Regulation 34(3) of SEBI (LODR) Regulations, 2015 a separate section on Corporate Governance forms part of this report and Certificate from a Company's Auditor regarding compliance of conditions of Corporate Governance is as **ANNEXURE-III**.

## 20. PARTICULARS OF EMPLOYEES

In terms of the provisions of Section 197(12) of the Companies Act, 2013 read with Rules 5(2) and 5(3) of the Companies (Appointment and Remuneration of Managerial Personnel) Rules, 2014, a statement showing the names and other particulars of the employees drawing remuneration in excess of the limits set out in the said rules is attached as **ANNEXURE-IV** which forms part of this report.

Disclosures pertaining to remuneration and other details as required under Section 197(12) of the Act read with Rule 5(1) of the Companies (Appointment and Remuneration of Managerial Personnel) Rules, 2014 is attached as **ANNEXURE-V** which forms part of this report.

## 21. ENERGY CONSERVATION, TECHNOLOGY ABSORPTION & FOREIGN EXCHANGE EARNING AND OUTGO

The rules regarding conservation of Energy and Technology Absorption are not applicable to the Company as company does not have any production unit at present. However, the information pertaining to Foreign Exchange Earnings and Outgo are as follows:

(Rs. in Lakhs)

Particulars	Year ended 2020-21	Year ended 2019-20
1) Total foreign exchange used	NIL	NIL
2) Total foreign exchange earned	Rs. 3.10	NIL

## 22. PARTICULARS OF LOANS, GUARANTEES OR INVESTMENTS UNDER SECTION 186

Details of Loans, Guarantees and Investments covered under the provisions of Section 186 of the Companies Act, 2013 are given in the notes to the Financial Statements.

## 23. CONTRACTS AND ARRANGEMENTS WITH RELATED PARTIES

All contracts / arrangements / transactions entered by the Company during the financial year with related parties were in the ordinary course of business and on an arm's length basis. During the year, the company had not entered into any contract or arrangement or transactions with related parties which could be considered 'material' (i.e. transactions exceeding ten percent of the annual consolidated turnover as per the last audited financial statements entered into individually or taken together with previous transactions during the financial year) according to the policy of the Company on materiality of Related Party Transactions. Accordingly, there are no transactions that are required to be reported in form AOC-2.

However, you may refer to Related Party transactions, as per the Ind AS, in Note No.35 of the Standalone Financial Statements.

The Policy on materiality of related party transactions and dealing with related party transactions as approved by the Board may be accessed on the Company's website at the link:- <http://www.gokulgroup.com/investor.php>

## 24. ANNUAL RETURN

Pursuant to Section 92(3) of the Act read with the applicable Rules and the circular issued by Ministry of Corporate Affairs on 28<sup>th</sup> August, 2020 the extract to the Annual Return of the Company can be accessed on the Company's website at the link <http://www.gokulgroup.com/investor.php>

## 25. INTERNAL FINANCIAL CONTROLS

The Company has designed and implemented a process driven framework for Internal Financial Controls (IFC) within the meaning of the explanation to section 134(5)(e) of the Act. For the year ended on March 31, 2021, the Board is of the opinion that the Company has sound IFC commensurate with the size, scale and complexity of its business operations. The IFC operates effectively and no material weakness exists. The Company has a process in place to continuously monitor the same and identify gaps, if any, and implement new and / or improved internal controls whenever the effect of such gaps would have a material effect on the Company's operations, Managing the Risks of fraud, corruption.

**26. MAINTENANCE OF COST RECORD UNDER SUB SECTION (1) OF SECTION 148 COMPANIES ACT, 2013:**

The Company doesn't fall under the purview and requirement of maintenance of cost records as specified by the Central Government under sub-section (1) of section 148 of the Companies Act, 2013.

**27. COMPLIANCE WITH SECRETARIAL STANDARDS ON BOARD AND ANNUAL GENERAL MEETINGS:**

The Company has complied with Secretarial Standards issued by the Institute of Company Secretaries of India on Board meetings and Annual General Meetings.

**28. BUYBACK OF SHARES**

The Board of Directors at its meeting held on 16<sup>th</sup> June, 2020 authorized a proposal for the Company to buy back its fully-paid-up equity shares of face value of Rs. 2 each from the eligible equity shareholders of the Company for an amount aggregating upto Rs. 39.48 Crores.

The buy-back offer comprised a purchase of 3,29,00,000 equity shares at a price of Rs. 12 per equity share. The buyback was offered to all eligible equity shareholders of the Company on a proportionate basis through the 'Tender offer' route. The Company concluded the buyback procedures on 05<sup>th</sup> October, 2020 and 3,29,00,000 equity shares were extinguished.

**29. TRANSFER TO RESERVES:**

Your Company has not transferred any amount to general reserve

**30. GENERAL**

Your Directors state that no disclosure or reporting is required in respect of the following items as there were no transactions on these items during the year under review:-

- 1) Details relating to deposits covered under Chapter V of the Act.
- 2) Issue of equity shares with differential rights as to dividend, voting or otherwise.
- 3) Issue of shares (including sweat equity shares) to employees of the Company under any scheme.
- 4) Neither the Managing Director nor the Whole-time Directors of the Company receive any commission from the Company and not disqualified from receiving any remuneration or commission from any of subsidiaries of the Company.
- 5) No significant and material orders were passed by the Regulators or Courts or Tribunals which impact the going concern status and the Company's future operations.

**31. APPRECIATIONS**

Your Directors wish to place on record their appreciation for the continuous support received from the Members, customers, suppliers, bankers, various statutory bodies of the Government of India and the Company's employees at all levels.

**For, GokulRefoils and Solvent Limited**

Sd/-

**Balvantsinh Rajput**

Chairman & Managing Director

(DIN:00315565)

Date : 11<sup>th</sup> August, 2021

Place : Ahmedabad

**Form No. MR-3**  
**SECRETARIAL AUDIT REPORT**  
**FOR THE FINANCIAL YEAR ENDED ON MARCH 31, 2021**

[Pursuant to Section 204(1) of the Companies Act, 2013 and Rule 9 of the Companies (Appointment and Remuneration of Managerial Personnel) Rules, 2014]

To,  
The Members,  
**GOKUL REFOILS AND SOLVENT LIMITED**  
CIN: L15142GJ1992PLC018745  
STATE HIGHWAY NO 41 NR. SUJANPURA PATIA,  
SIDHPUR, GUJARAT- 384151 INDIA.

We have conducted the Secretarial Audit of the compliance of applicable statutory provisions and the adherence to good corporate practices by **GOKUL REFOILS AND SOLVENT LIMITED** ("Company"). Secretarial Audit was conducted in a manner that provided us a reasonable basis for evaluating the corporate conducts/statutory compliances and expressing our opinion thereon.

Based on our verification of the Company's books, papers, minute books, forms and returns filed and other records maintained by the company and also the information provided by the Company, its officers, agents and authorized representatives during the conduct of Secretarial Audit, the explanations and clarifications given to us and the representations made by the Management and considering the relaxations granted by the Ministry of Corporate Affairs and Securities and Exchange Board of India warranted due to the spread of the COVID-19 pandemic, we hereby report that in our opinion, the company has, during the audit period covering the financial year ended on March 31, 2021 complied with the statutory provisions listed hereunder and also that the Company has proper Board-processes and Compliance-mechanism in place to the extent, in the manner and subject to the reporting made hereinafter:

We have examined the books, papers, minute books, forms and returns filed and other records maintained by the Company for the financial year ended on **March 31, 2021** according to the provisions of:

- 1) The Companies Act, 2013 (the Act) and the Rules made there under;
- 2) The Securities Contracts (Regulation) Act, 1956 ('SCRA) and the Rules made there under;
- 3) The Depositories Act, 1996 and the Regulations and Bye-laws framed there under;
- 4) Foreign Exchange Management Act, 1999 and the rules and regulations made there under However, there were no instances of Foreign Direct Investment, Overseas Direct Investment or External Commercial Borrowing during the year under review;
- 5) The following Regulations and Guidelines prescribed under the Securities and Exchange Board of India Act, 1992 ('SEBI Act'):
  - (a) The Securities and Exchange Board of India (Registrars to an Issue and Share Transfer Agents) Regulations, 1993 regarding the Companies Act and dealing with client;
  - (b) The Securities and Exchange Board of India (Substantial Acquisition of Shares and Takeovers) Regulations, 2011;
  - (c) The Securities and Exchange Board of India (Prohibition of Insider Trading) Regulations, 2015;  
  
During the year under review, the Company has also received declaration under Regulation 7(1)(b) from the Director appointed and Disclosures under Regulation 7(2) of the said Regulations pursuant to change in shareholding of Promoter/Promoter Group from time to time.
  - (d) The Securities and Exchange Board of India (Listing Obligations and Disclosure Requirements) Regulations 2015;
  - (e) The Securities and Exchange Board of India (Issue of Capital and Disclosure Requirements) Regulations, 2018;(Not applicable to the company during the audit period)
  - (f) The Securities and Exchange Board of India (Buy Back of Securities) Regulations 2018;
  - (g) Rules, Regulations, Circulars, Orders, Notifications and Directives issued under the above statute to the extent applicable.

The following other laws applicable to the Company:

- (a) Laws specifically applicable to the company:
  - (1) The Food Safety Standards Act, 2006 and the rules and regulations made there under and their amendments from time to time;
  - (2) The Legal Metrology Act, 2009 and the rules and regulations made there under and their amendments from time to time;
- (b) Other laws applicable to the company:
  - i. The Factories Act, 1948;
  - ii. The Industrial Disputes Act, 1947;
  - iii. The Payment of Wages Act, 1936;
  - iv. The Minimum Wages Act, 1948;
  - v. The Employees' Provident Fund and Miscellaneous Provision Act, 1952;
  - vi. The Maternity Benefit Act, 1961;
  - vii. The Industrial Employment (Standing Order) Act, 1946;
  - viii. The Employees' Compensation Act, 1923;
  - ix. The Apprentices Act, 1961;
  - x. The Equal Remuneration Act, 1976;
  - xi. The Employment Exchange (Compulsory Notification of Vacancies) Act, 1956;
  - xii. The Hazardous Wastes (Management, Handling and Transboundary Movement) Rules, 2008;
  - xiii. The Water (Prevention & Control of Pollution) Act, 1974;
  - xiv. The Air (Prevention & Control of Pollution) Act, 1981;

We have also examined compliance with the applicable clauses of the following:

- (i) Secretarial Standards with regard to the Meeting of Board of Directors (SS-1) and General Meetings (SS-2) issued by The Institute of Company Secretaries of India.
- (ii) The Company has not declared any dividend during the year under review; therefore Secretarial Standards on Dividend (SS-3) was not applicable.

### **Auditor's Responsibility**

We further state that, it is our responsibility to express an opinion on the compliance with the applicable laws and maintenance of records based on the audit.

The audit was conducted in accordance with applicable Standards and we have complied with statutory and regulatory requirements and the Audit was planned and performed to obtain reasonable assurance about compliance with applicable laws and maintenance of Records.

Due to the inherent limitations of an audit including internal, financial and operating controls, there is an unavoidable risk that some Misstatements or material non-compliances may not be detected, even though the audit is properly planned and performed in accordance with the Standards.

**We further report that** the Board of Directors of the Company is duly constituted. The changes in the composition of Board that took place during the year under review were carried out in compliance of the provisions of Act. Adequate notice is given to all the Directors to schedule the Board Meetings at least seven days in advance in due compliances of law. Agenda and detailed notes on agenda were also sent in advance and a system exists for seeking and obtaining further information and clarification on the agenda items before the meeting and for meaningful participation at the meeting.

Decisions at the meetings of Board of Directors / Committees of the Company were carried through on the basis of majority. We were informed that there were no dissenting views by any members of Board / Committee in the meetings held during the year under review that were required to be captured and recorded as part of minutes.

**We further report that** there are adequate systems and processes in the company to commensurate with the size and operations of the company to monitor and ensure compliance with applicable laws, rules, regulations and guidelines.

**We further report that** there were following major instances happened during the year under review:

1. The Company has completed buyback of 3,29,00,000 (Three Crore Twenty Nine Lakhs Only) fully paid-up equity shares of face value of Rs. 2 (Rupee Two) each ("Equity Shares"), on proportionate basis, through the Tender Offer route through the Stock Exchange mechanism as prescribed under the Securities and Exchange Board of India (Buy-back of Securities) Regulations, 2018 at a price of Rs. 12.00 (Rupees Twelve only) payable in cash for an aggregate amount of upto Rs.39,48,00,000 (Rupees Thirty Nine Crore Forty Eight Lakh only) ("Buyback Size") being 15.32% and 12.98% of the fully paid-up Equity Share capital and free reserves as per the latest available audited financial statements of the Company for the financial year ended March 31, 2020 on standalone and consolidated basis respectively.
2. Due to sudden and sad demise of Mr. Karansinh Mahida (DIN-02237323), Non-Executive Independent Director of the Company on September 02, 2020, he discontinued to be the Director of the Company.
3. The Board of Directors of the Company through Circular Resolution dated November 26, 2020 has appointed Mr. Parth Pareshbhai Shah (DIN-08958666) as an Additional Director designated as Independent Director (Non-Executive) on the Board of the Company.

There were no other instances of:

- a) Public issue / Right issue of Shares / Debentures / Sweat Equity etc.
- b) Redemption of Securities.
- c) Merger / amalgamation / Reconstruction etc.
- d) Foreign Technical Collaboration.

Date : 10.07.2021  
Place: Ahmedabad

FOR YASH MEHTA & ASSOCIATES  
COMPANY SECRETARIES  
**YASH MEHTA**  
PROPRIETOR  
ACS : 45267  
COP:16535  
PEER REVIEW NUMBER: 1269/2021  
UDIN: A045267C000608192

This report is to be read with our letter of even date which is annexed as "ANNEXURE A" and forms an integral part of this report



**"ANNEXURE A"**

To,  
The Members,  
**GOKUL REFOILS AND SOLVENT LIMITED**  
**CIN: L15142GJ1992PLC018745**  
STATE HIGHWAY NO 41 NR. SUJANPURA PATIA,  
SIDHPUR, GUJARAT - 384151 INDIA.

Our report of even date is to be read along with this letter:

1. Maintenance of Secretarial records is the responsibility of the management of the company. Our responsibility is to express an opinion on these secretarial records based on our audit.
2. We have followed the audit practices and processes as were appropriate to obtain responsible assurance about the correctness of the contents of secretarial records. The verification was done on test basis to ensure that correct facts are reflected in secretarial records. We believe that the processes and practices, we follow provide a responsible basis for our opinion.
3. We have not verified the correctness and appropriateness of financial records and books of accounts of the company.
4. Wherever required, we have obtained the management representation about the compliance of laws, rules and regulations and happening of events etc.
5. The compliance of the provision of corporate and other applicable laws, rules, regulations, standards is the responsibility of management. Our examination was limited to verification of procedures on test basis.
6. The secretarial audit report is neither an assurance as to the future viability of the company nor the efficacy or effectiveness with which the management has conducted the affairs of the company.

FOR YASH MEHTA & ASSOCIATES  
COMPANY SECRETARIES

**YASH MEHTA**

PROPRIETOR

ACS : 45267

COP:16535

PEER REVIEW NUMBER: 1269/2021

UDIN: A045267C000608192

Date : 10.07.2021  
Place: Ahmedabad

ANNUAL REPORT ON CORPORATE SOCIAL RESPONSIBILITY (CSR) ACTIVITIES

**1. Brief outline on CSR Policy of the Company:-**

The Company has framed the CSR Policy in compliance with the provisions of the Companies Act, 2013.

The details of the CSR Policy enumerating the activities / programs proposed to be undertaken by the Company can be viewed at <http://www.gokulgroup.com/admin/pages/pdf/CSR%20policy%20GRSL.pdf>

**2. Composition of CSR Committee:-**

Sl. No.	Name of Director	Designation/Nature of Directorship	Number of Meetings of CSR Committee held during the year	Number of meetings of CSR Committee attended during the year
1.	Mr. Balvantsinh Rajput - Chairman	Chairman and Managing Director	1	1
2.	Mr. Piyushchandra Vyas - Member	Independent Director	1	1
3.	Dr. Dipoooba Devada – Member	Independent Director	1	1

**3. Provide the web-link where composition of CSR Committee, CSR policy and CSR projects approved by the board are disclosed on the website of the company.**

The Composition of CSR Committee is as above while there is no CSR Obligation for the year 2020-21 and accordingly no CSR projects were approved by the Board/CSR Committee. The details of CSR Policy weblink is already provided in para 1 above

**4. Provide the details of Impact assessment of CSR projects carried out in pursuance of sub-rule (3) of rule 8 of the Companies (Corporate Social Responsibility Policy) Rules, 2014, if applicable (attach the report).**

Not Applicable

**5. Details of the amount available for set off in pursuance of sub-rule (3) of rule 7 of the Companies (Corporate Social Responsibility Policy) Rules, 2014 and amount required for set off for the financial year, if any**

Not Applicable

**6. Average net profit of the company as per section 135(5) : Rs. (2116.61) Lakhs**

7.	(a) Two percent of average net profit of the company as per section 135(5)	Not Applicable
	(b) Surplus arising out of the CSR projects or programmes or activities of the previous financial years	
	(c) Amount required to be set off for the financial year, if any	
	(d) Total CSR obligation for the financial year (7a+7b7c).	

**8. (a) CSR amount spent or unspent for the financial year: NIL/Not Applicable**

(b) **Details of CSR amount spent against ongoing projects for the financial year: NIL/Not Applicable**

(c) **Details of CSR amount spent against other than ongoing projects for the financial year: NIL/Not Applicable**

(d) **Amount spent in Administrative Overheads: NIL/Not Applicable**

(e) **Amount spent on Impact Assessment, if applicable: NIL/Not Applicable**

(f) **Total amount spent for the Financial Year: NIL/Not Applicable**

(8b+8c+8d+8e)

(g) **Excess amount for set off, if any**

Sl. No.	Particular	Amount (in Rs.)
(i)	Two percent of average net profit of the company as per section 135(5)	NIL
(ii)	Total amount spent for the Financial Year	NIL
(iii)	Excess amount spent for the financial year [(ii)-(i)]	NIL
(iv)	Surplus arising out of the CSR projects or programmes or activities of the previous financial years, if any	NIL
(v)	Amount available for set off in succeeding financial years [(iii)-(iv)]	NIL

**9. (a) Details of Unspent CSR amount for the preceding three financial years:**

NIL / Not Applicable. since there has been no CSR Obligation for the Company during last 3 years.

**(b) Details of CSR amount spent in the financial year for ongoing projects of the preceding financial year(s):**

NIL / Not Applicable

**10. In case of creation or acquisition of capital asset, furnish the details relating to the asset so created or acquired through CSR spent in the financial year(asset-wise details).**

NIL / Not Applicable

**11. Specify the reason(s), if the company has failed to spend two per cent of the average net profit as per section 135(5).**

Not Applicable

This is to certify that the implementation and monitoring of CSR Policy is in compliance with the CSR Objectives as well as the Policy of the Company.

Date :11.08.2021

Place:Ahmedabad

**Balvantsinh Rajput**

Chairman CSR Committee

DIN: 00315565

**Prof. (Dr.) Dipoooba Devada**

Independent Director

DIN:01849583

## **CERTIFICATE ON CORPORATE GOVERNANCE**

To,  
The Members  
**GokulRefoils and Solvent Ltd.**

We have examined the compliance of conditions of Corporate Governance by GokulRefoils and Solvent Ltd ("the Company") for the year ended on March 31, 2021 as stipulated in Regulations 17 to 27 and clauses (b) to (i) of Regulation 46(2) and para C, D and E of Schedule V of the SEBI (LODR) Regulations, 2015.

The compliance of conditions of Corporate Governance is the responsibility of the Management of the Company. Our examination was limited to procedures and implementation thereof adopted by the Company for ensuring the compliance of the conditions of the Corporate Governance. It is neither an audit nor an expression of opinion on the financial statements of the Company.

In our opinion and to the best of our information and according to the explanations given to us, we certify that the Company has complied with the conditions of Corporate Governance as stipulated in the above mentioned SEBI (LODR) Regulations, 2015.

We further state that such compliance is neither an assurance as to the future viability of the Company nor the efficiency or effectiveness with which the management has conducted the affairs of the Company.

Date : 29.07.2021  
Place: Rajkot

FOR , M. M. THAKKAR & CO.  
CHARTERED ACCOUNTANTS  
Sd/-  
**D. M. Thakkar**  
Partner  
Membership No.103762  
UDIN: 21103762AAAAJU1097

## **ANNEXURE-IV**

### **Statement of particulars of employees pursuant to the provisions of Section 197(12) of the Companies Act, 2013 read with Rule 5(2) & (3) of the Companies (Appointment and Remuneration of Managerial Personnel) Rules, 2014 for the year ended 31st March, 2021.**

- A. Employees who are employed throughout the year and in receipt of remuneration aggregating Rs. 1.02 Crore (one crore and two Lakh rupees)/- or more per annum: NIL
- B. Employees who are employed part of the year and in receipt of remuneration aggregating Rs. 8.50 Lakhs (Eight Lakh and fifty thousand rupees per month) or more per month: NIL
- C. The statement containing the names of top ten employees will be made available on request sent to the Company on [abhinav.mathur@gokulgroup.com](mailto:abhinav.mathur@gokulgroup.com)

## ANNEXURE-V

Details under Section 197(12) of the Companies Act, 2013 read with Rule 5(1) of the Companies (Appointment and Remuneration of Managerial Personnel) Rules, 2014

- (i) **The ratio of the remuneration of each director to the median remuneration of the employees of the company for the financial year 2020-21;**

Name of the Directors	Designation	Remuneration of the directors (Rs. in Lakhs)	Median remuneration of the employees (Rs. in Lakhs)	Ratio of remuneration of the directors to the median remuneration of the employees
Mr. Balvantsinh Rajput	Managing Director	----	----	---
Mr. Dharmendrasinh Rajput	Executive Director	24.00	8.53	2.81 : 1
Mr. Shaunak Mandalia	Director & CFO	20.25	8.53	2.37 : 1

- (ii) **The percentage increase in remuneration of each Director, Chief Financial Officer, Chief Executive Officer, Company Secretary or Manager, if any, in the financial year;**

Name of the Directors, Chief Financial Officer, Chief Executive Officer, Company Secretary, Manager	Designation	Percentage increase in remuneration	Comparison of the each remuneration of the Key Managerial Personnel against the performance of the company
Mr. Balvantsinh Rajput	Managing Director	NIL	Profit after tax was Rs. 295.67 Lakhs in F.Y 2020-21 against Rs. Rs.741.77 Lakhs in the F.Y. 2019-20.
Mr. Dharmendrasinh Rajput	Executive Director	NIL	
Mr. Praveen Khandelwal	CEO	NIL	
Mr. Shaunak Mandalia	Director & CFO	NIL	
Mr. Abhinav Mathur	CS	NIL	

- (iii) **The percentage increase in the median remuneration of employees in the financial year 2020-2021;**

The median remuneration of employee in the financial year 2020-21 was Rs. 8.53 Lakhs (Rs. 8.53 Lakhs in financial year 2019-20). There was no change in median remuneration of employee.

- (iv) **There were 14 numbers of employees on the rolls of company as on March 31, 2021.**
- (v) **Average percentile increase made in the salaries of employees other than the managerial personnel in the last financial year i.e. 2020-21 was NIL and the increase in the managerial remuneration for the same financial year was Nil.**
- (vi) **It is hereby affirmed that the remuneration paid is as per the Remuneration Policy for Directors, Key Managerial Personnel and other employees.**

## MANAGEMENT'S DISCUSSION AND ANALYSIS REPORT

### Industry Structure and Development:

Edible oil or cooking oil industry comprises companies that manufacture, distribute and supply oils meant for cooking and edible purposes. The oils manufactured are used for variety of purposes; for cooking and frying at homes to large restaurants, fast food chains and factories that produce foods that don't need additional oil to be mixed or fried with, before consumption.

The production process of vegetable oil involves the removal of oil from plant components, typically seeds. This can be done via mechanical extraction using an oil mill or chemical extraction using a solvent. The extracted oil can then be purified and, if required, refined or chemically altered.

The growth in the edible oil industry has been the result of many driving factors; not only from the demand perspective but from consumer perspective as well. From the consumer trends perspective, demand is driven in the area of sweeteners, fats, food oils, eating meat, since soybean meal is used primarily to feed poultry, swine and cattle. The profitability of individual companies and organizations mainly depends on managing raw material costs, leveraging federal farm subsidies and efficient operations. The advantage with large companies and organizations is that the size of purchase, distribution and marketing is incredibly large, organized and systematic, whereas small companies have to operate and compete effectively by understanding and catering accordingly to their local market and by offering specialized customized products which attracts consumers.

Globally ,vegetable oil is used as a collective term for a whole range of different oils used unprocessed or as a constituent in countless foods and other products. A variety of raw materials therefore come into consideration for its production.

Edible oil can be extracted from plants (e.g., soybean, canola); seeds (e.g., sesame, sunflower); nuts (e.g., walnut, macadamia,groundnut); and fruits (e.g., palm, olive, coconut). Depending on the type of oil, it can be used in baking and frying food and for noncooking products such as salad dressing, margarine spreads, and dips.

Vegetable oil is also widely used to produce non-food products such as cosmetics and as a feedstock for making biodiesel fuel.

Soybean, mustard and canoli, groundnut, sunflower, safflower &niger are the primary sources while oil palm, coconut, rice bran, cotton seeds & tree-borne oilseeds are the secondary sources of production and consumption of edible oil in India.

Oilseeds and edible oils are two of the most sensitive essential commodities. India is one of the largest producer of oilseeds in the world and this sector occupies an important position in the agricultural economy, accounting for the estimated production of 36.56 million tons of nine cultivated oilseeds during the year 2020-21(November-October) as per 3rd Advance Estimates released by the Ministry of Agriculture on 25.05.2021.

Types of Oils commonly in use in India

India is fortunate in having a wide range of oilseeds crops grown in its different agro climatic zones. Groundnut, mustard,rapeseed, sesame, safflower, linseed, nigerseed,castor are the major traditionally cultivated oilseeds. Soyabean and sunflower have also assumed importance in recent years. Coconut is most important amongst the plantation crops. Efforts are being made to grow oil palm in Andhra Pradesh, Karnataka, Tamil Nadu and North- Eastern parts of the country in addition to Kerala and Andaman & Nicobar Islands. Among the non-conventional oils, rice bran oil and cottonseed oil are the most important. In addition, oilseeds of tree and forest origin, which grow mostly in tribal inhabited areas, are also a significant source of oils. Figures pertaining to estimated production of major cultivated oilseeds, availability of edible oils from all domestic sources (from Domestic and Import Sources) during the last ten years and current year are as under: -

( Quantity in Lakh Tons)

Oil Year (Nov.- Oct.)	Production of Oilseeds*	Net availability of edible oils from all domestic sources	Imports**	Total Availability of Edible Oils
2010-11	324.79	97.82	72.42	170.24
2011-12	297.98	89.57	99.43	189.00
2012-13	309.43	92.19	106.05	198.24
2013-14	328.79	100.80	109.76	210.56
2014-15	266.75	89.78	127.31	217.09

Oil Year (Nov.- Oct.)	Production of Oilseeds*	Net availability of edible oils from all domestic sources	Imports**	Total Availability of Edible Oils
2015-16	252.50	86.30	148.50	234.80
2016-17	312.76	100.99	153.17	254.16
2017-18	314.59	103.80	145.92	249.72
2018-19	315.22	103.52	155.70	259.22
2019-20	332.19	106.55	134.16	240.71
2020-21#	365.65	113.09	74.40 (Nov-May 21)	-

\* Ministry of Agriculture

\*\* Directorate General of Commercial Intelligence & Statistics (Ministry of Commerce)

# Based on 3rd Advance Estimates (declared by Ministry of Agriculture on 25.05.2021).

### Consumption Pattern of Edible Oils in India

India is a vast country and inhabitants of several of its regions have developed specific preference for certain oils largely depending upon the oils available in the region. For example, people in the South and West prefer groundnut oil while those in the East and North use mustard. rapeseed oil. Likewise several pockets in the South have a preference for coconut and sesame oil. Inhabitants of northern plain are basically consumers of fats and therefore prefer Vanaspati, a term used to denote a partially hydrogenated edible oil mixture of oils like soyabean, sunflower, ricebran and cottonseed oils. Many new oils from oilseeds of tree and forest origin have found their way to the edible pool largely through vanaspati route. Of late, things have changed. Through modern technological means such as physical refining, bleaching and de-odorization, all oils have been rendered practically colorless, odorless and tasteless and therefore, have become easily interchangeable in the kitchen. Oils such as soyabean oil, cottonseed oil, sunflower oil, rice bran oil, palm oil and its liquid fraction- palmolein which were earlier not known have now entered the kitchen. The share of raw oil, refined oil and vanaspati in the total edible oil market is estimated roughly at 35%, 60% and 5% respectively. About 70 % of domestic demand of edible oils is met through imports out of which palm oil/palmolein constitutes about 80%. The consumption of refined palmolein (RBD palmolein) as well as its blending with other oils has increased substantially over the years and is used extensively in hotels, restaurants and in preparation of wide varieties of food products.

### Major Features of Edible Oil Economy

There are two major features, which have significantly contributed to the development of this sector. One was the setting up of the Technology Mission on Oilseeds in 1986 which has been converted into a National Mission on Oilseeds and Oil Palm (NMOOP) in 2014. As per a decision regarding merger/ conversions or linkage of Schemes/ sub-Schemes/ programmes, etc. having similar components such as incentive for seed, demonstration, and farm implements including efficient water application tools covered under NFSM and Oil seeds was merged under revamped NFSM from the year 2018-19.

This gave a thrust to Government's efforts for augmenting the production of oilseeds. This is evident by the very impressive increase in the production of oilseeds from about 11.3 million tons in 1986-87 to 33.22 million tons in 2019-20 and total Oilseeds production in the country during 2020-21 is estimated at record 36.57 million tonnes which is higher by 3.35 million tonnes than the production of 33.22 million tonnes during 2019-20.

Most of the oilseeds are cultivated on marginal land and are dependent on rainfall and other climatic conditions. The other dominant feature which has had significant impact on the present status of edible oilseeds/oil industry has been the program of liberalization under which the Government's economic policy allowing greater freedom to the open market and encourages healthy competition and self-regulation rather than protection and control. Controls and regulations have been relaxed resulting in a highly competitive market dominated by both domestic and multinational players

### Export Import Policy on Edible Oils

The country has to rely on imports to meet the gap between demand and supply. Import of edible oils is under Open General License (OGL). In order to harmonize the interests of farmers, processors and consumers, Government reviews the duty structure of edible oils from time to time. With effect from 14.06.2018, the import duty on all crude and refined edible oils, except Palm oil and Olive oil was raised to 35% and 45% respectively while the import duty on Olive oil was increased to 40%. With effect from 01.01.2020, the import duty on Crude and Refined Palm Oil was revised to 37.5% and 45% respectively. With effect from 08.01.2020, import policy of Refined Palm Oil is amended from 'free' to 'Restricted' category. With effect from 27.11.2020, the import duty on crude palm oil was revised from 37.5% to 27.5%.



As per Union Budget 2021-22, the basic custom duty on Crude Palm Oil has been reduced from 27.5% to 15% and that on Crude Soyabean Oil and Crude Sunflower Oil from 35 % to 15 %. An agri-cess of 17.5 % has been imposed on Crude Palm Oil and 20 % on both Crude Soyabean and Crude Sunflower Oil. With this, the effective rate of duty on Crude Palm Oil has increased from 30.25% to 35.75%. In case of Crude Soyabean and Crude Sunflower Oil, the effective rate of duty remains the same i.e. 38.5%.

In order to ensure availability of edible oil in the country, export of edible oil has been banned w.e.f. 17.03.2008, which was extended from time to time. With effect from 06.02.2015, export of ricebran oil in bulk has been permitted. With effect from 27.03.2017, export of groundnut oil, sesame oil, soyabean oil and maize (corn) oil has been permitted. With effect from 06.04.2018, export of all edible oils except mustard oil was made free without quantitative ceiling; pack size etc, till further orders. Export of mustard oil is permitted in packs of up to 5 Kg with a Minimum Export Price (MEP) of USD 900 per MT.

## Castor oil

The global castor oil market reached a volume of 740.5 Kilo Tons in 2020. Looking forward, the global castor oil market is expected to witness stable growth during 2021-2026. Castor oil, produced from castor beans, is a multi-purpose vegetable oil sourced from castor beans which are primarily found in the tropical areas of Africa and Asia. It is an active ingredient with pale yellow, translucent texture and a mild odour. Castor oil has antimicrobial, anti-inflammatory and moisturising properties and thus, it is considered safe for skin and hair. Owing to this, castor oil remains a popular choice among consumers to naturally treat their common conditions like constipation as well as skin problems. Apart from this, it also finds major applications in the industrial sector for the processing of a wide variety of products.

India is the world's largest producer of castor seed and castor oil. The country exports about 90 percent of the oil globally with China being the major buyer.

### EXPORT OF CASTOR OIL 2018-19 To 2020-21 (April-March) and 2021-22 (April-June)

Month / Year	2021-22		2021-21		2019-20		2018-19	
	Qty. MT Bulk+ Container	Value Rs. Cr.	Qty. MT Bulk+ Container	Value Rs. Cr.	Qty. MT Bulk+ Container	Value Rs. Cr.	Qty. MT Bulk+ Container	Value Rs. Cr.
April (P)	57,226	598.55	41,461	363.90	55,568	617.97	50,312	446.03
May (P)	74,070	774.24	71,908	630.98	44,615	499.13	65,545	605.20
June (P)	81,759	854.61	54,179	451.59	46,295	541.54	56,920	501.86
July			70,882	575.53	51,962	588.20	40,423	344.81
August			49,573	428.41	51,601	612.48	45,907	407.78
September			55,398	463.69	37,434	430.22	47,881	455.35
October			58,456	506.48	42,068	459.32	45,831	451.64
November			51,920	471.74	40,866	407.74	38,321	376.50
December			63,031	588.00	35,931	339.50	40,317	457.80
January			42,073	397.20	43,741	411.40	40,735	433.45
February			46,805	442.05	45,900	405.72	48,837	543.20
March			80,742	762.58	51,665	464.97	50,956	537.98
Total	2,13,055	2,227.40	6,86,428	6,082.15	5,47,646	5,778.19	5,71,985	5,561.60

Source : DGFT

Date : 15<sup>th</sup> July, 2021

## Opportunities and Threats

### Opportunities

The India edible oil market exhibited strong growth during 2015-2020. India currently represents the world's largest importer of edible oil in the world. Increasing disposable incomes, rising urbanization rates, changing dietary habits and the growth of the food processing sector represent some of the key factors driving the demand of edible oil in India.

In India, the rising consumer health concerns towards the high prevalence of coronary heart diseases, diabetes, obesity, gastrointestinal disorders, etc., are primarily driving the demand for healthy edible oil. Additionally, the market is further catalyzed by the growing awareness towards several health benefits of organic and low-cholesterol edible oil. As a result, various regional manufacturers are launching healthy product variants enriched with omega-3, vitamins, and natural antioxidants. Moreover, the changing consumer dietary patterns and their hectic work schedules have led to the increasing consumption of processed food items. The rising demand for edible oil in the food processing sector as food preservatives and flavoring agents is also catalyzing the market growth in the country. Additionally, the elevating consumer living standards coupled with the increasing penetration of international culinary trends are further augmenting the demand for high-quality product variants, such as olive oil, sesame oil, flaxseed oil, etc. Apart from this, the expanding agriculture sector along with the launch of several initiatives for enhancing the production of oilseeds in the country is also propelling the market. Furthermore, the Indian government is making continuous efforts to increase the domestic availability of edible oil and reduce import dependency. For instance, the government has proposed the National Mission on Edible Oil (NMEO) for meeting the country's consumption need for edible oil, such as sesame oil, groundnut oil, safflower oil, palm oil, etc.

Increasing demand for edible oils owing to the burgeoning population and improving economic conditions after corona pandemic is anticipated to remain the key growth driving factor over the forecast period.

The industry in India presents massive potential for growth since the government has allowed 100% FDI in plantation and has also pledged huge financial aid to farmers in upcoming years. This development is likely to encourage domestic cultivation landscape and generate greater profit margins and opportunities for companies.

Gradually increasing domestic production owing to investments through foreign private entities and government funding is expected to propel cultivation in upcoming years. Besides this, ease in investment policies and increasing acreage are few other government mechanisms aimed at boosting domestic production. .

### Threats

Key risks for the edible oils sector include risks from change in import-export regulations, commodity price fluctuations, change in the minimum support price (MSP) on oilseeds offered by the government, high dependence on monsoons and finally, the risk arising out of exchange rate fluctuations.

The outbreak of the COVID-19 pandemic, in 2020 and later second wave in 2021, however, had disrupted the supply chains of edible oil due to the temporary shutdown of several oil production units, restricted import activities, and the unavailability of raw materials. Furthermore, the national lockdown had led to a temporary closure of hotels, restaurants, canteens, and public food joints in the country, thereby negatively affecting the demand of edible oil.

The India edible oil market, however, is expected to recover from 2021 onwards and exhibit strong growth during 2021-2026.

## Gokul Group business

### Edible oils

The group produces variety of edible oils such as groundnut oil, Mustard Oil, Kachi Ghani Oil, Refined Cottonseed Oil, Refined Soyabean Oil, and Palm Oil and refined sunflower oil.

### Non edible oil

#### Castor Oil

Castor oil and its derivatives have applications in the manufacturing of soaps, lubricants, hydraulic and brake fluids, paints, dyes, coatings, inks, cold resistant plastics, waxes and polishes, nylon, pharmaceuticals and perfumes. Castor meal, the byproduct of the oil extraction process is mainly used as fertiliser.

The group majorly exports the castor oil.

## Product wise performance

### Edible Oils

Edible oil sale for the FY 2020-21 was Rs 138,166.53 Lakhs while in the previous year, it was Rs.106,315.60 Lakhs.

## Non edible oils and by product

Sale of non-edible oils and by product for the FY 2020-21 was Rs.107,789.67. Lakhs while in the previous year it was Rs.107,776.25. Lakhs.

### Product wise sales

Rs. in Lakhs

Item	Consolidated Revenue	
	2020-21	2019-20
<b>In India</b>		
Edible oils	1,29,214.31	1,04,915.64
Non edible oils	17,243.41	67,608.16
By product	13,183.67	7,414.66
<b>Total(A)</b>	<b>1,59,641.39</b>	<b>1,79,938.45</b>
<b>Outside India</b>		
Edible oils	8,952.22	1,399.99
Non edible oils	75,224.00	31,539.16
By product	2,138.59	1,214.28
<b>Total(B)</b>	<b>86,314.81</b>	<b>34,153.43</b>
<b>Total(A+B)</b>	<b>2,45,956.20</b>	<b>2,14,091.89</b>

## Discussion on financial performance with respect to operational performance.

### Consolidated Financial Highlights

#### Total revenues

During the year under review total revenue from operation was Rs 246,466.59 Lakhs as against Rs 216,121.68 Lakhs in the previous year. This shows an increase in total revenue by 14.04.% as compared with previous year .Out of this about 99.65% revenue is from wholly owned subsidiary viz. GokulAgri International Ltd. GokulAgri International Limited has its production facility at Sidhpur, Distinct –Patan, Gujarat, India and is engaged in the business of seed processing, solvent extraction, refining of edible oils and non-edibles industrial oil such as castor oil. The Sidhpur Plant currently processes various types of oils including Kachi Ghani Oil, Mustered oil, Groundnut oil, Refined Cottonseed oil Soyabean Refined Oil, Palmolein, Castor oil and sunflower oil.

#### Profits and margins

The EBITDA (Earnings before Interest, Depreciation, Taxation and Amortisation and exceptional items) decreased by (13.38) % to Rs.5,235.52 Lakhs from Rs.6,044.42 Lakhs in previous year.

#### Net profit after tax

Net profit after tax stood at Rs.2,045.64 Lakhs as against Rs 1,978.08 Lakhs in previous year which is an increase of 3.42% from the previous year.

#### Equity

Consolidated equity attributable to equity holders of the parent Company decreased to Rs27,732.98 Lakhs, at the end of March 2021, from Rs. 30,496.23 Lakhs as at the end of March 2021. This reduction is due to the buyback of shares. Out of this, other equity, which comprises reserves and retained earnings amounted to Rs 25,753.08 Lakhs, at the end of FY 2020-21 as against Rs. 27,858.33 Lakhs last year. The book value per share increased to Rs.28.01 as on March 31, 2021 from Rs 23.12 as on March 31, 2020.

#### Debt

The consolidated net debt (adjusted for cash and bank balances and liquid investments) of the Group as on March 31, 2021 stood at Rs. 25,962.08 Lakhs, as against Rs. 20,716.01 Lakhs last year. Net debt-equity ratio was .94 as on March 31, 2021, against .68 as on March 31, 2020.

#### Fixed Assets and Capital Expenditure

The consolidated Net block (including capital work in progress) at the end of the year was Rs 8,198.82 Lakhs increase by about Rs 717.26 Lakhs from Rs.7,481.55 Lakhs last year. The net capital expenditure including capital work in progress during the year was Rs 1,419.78 Lakhs. The capex during the year was incurred mainly for up gradation and expansion of existing ancillary facilities.

### Capital employed and operating efficiency

The total Capital Employed (CE), at the end of the year was Rs.28,114.42 Lakhs, decreased from Rs.31007.79 Lakhs at the end of the previous year. Return on Capital Employed (ROCE = Adjusted earnings before interest net of tax / Average CE) stood at 16.72% for the year.

"Details of significant changes (i.e. change of 25% or more as compared to the immediately previous financial year) in key financial ratios, along with explanations therefor, including:

Financial Ratio	Consolidated		Changes %	Reason for change
	FY 2020-2021	FY 2019-20		
Debtors Turnover	25.37	22.48	12.85	NA
Inventory Turnover	10.50	13.49	(22.14)	NA
Interest Coverage Ratio	2.34	1.92	22.04	NA
Current Ratio	1.40	1.73	(18.81)	NA
Debt Equity Ratio	.94	0.68	37.81	Decrease in equity due to buy back of equity Shares
Operating Profit Margin (%)	1.91	2.54%	(24.90)	Increase in revenue and lower finance cost
Net Profit Margin (%)	0.83	0.90%	(7.84)	NA

Details of any change in Return on Net Worth as compared to the immediately previous financial year along with a detailed explanation thereof

RONW	7.40 %	6.40%	1.0%	NA
------	--------	-------	------	----

### Outlook

Owing to the rising awareness and popularity of unprocessed, non-refined, healthy organic oils, the market demand for edible oils is bound to reach the peak of the mountain. Data Bridge Market Research analyses that the global edible oils market will project a CAGR of 7.1% for the forecast period of 2021-2028.

With the health benefits provided by edible oils such as low cholesterol and calories coupled with the rising awareness for healthy food, the demand for edible oils will shoot up in the future. The rising demand for omega 3 acid in food items is also driving the demand for edible oils. Retail segment will further expand the scope of growth for edible oils market owing to a strong supply chain of edible oil products. Increasing personal disposable income will also create more lucrative growth opportunities for the edible oils market.

### Risks and concerns.

The key determinants of business risk profile of edible oil companies are their ability to overcome the regulatory risk and agro-climatic conditions. Other operational factors include operating efficiency, product diversity, market position, and ability to secure raw material as well as the commodity price and forex-risk management systems. Risk financial position and returns metrics, capital structure, ability to generate positive cash flows from operations and the adequacy of the same in relation to its contractual debt service obligations. ICRA also assesses the entity's management for its growth plans, risk appetite and financial policies.

### The main areas of concerns are:

1. The overall scenario is also impacted by volatility in commodity and currency prices. Your Company makes use of forward cover/ hedge mechanism to manage these risks. The Company's raw materials as well as finished products are traded in futures market which gives opportunity to hedge the price risks related to raw material and finished goods.
2. Government policies play an important role in the businesses of your Company. The policies announced by the Government have been progressive and are expected to remain likewise in future, and have generally taken an equitable view towards various stake holders, including domestic farmers, industry, consumers etc.
3. Ocean freight, port congestions, storage infrastructure could contribute to challenges faced by your Company, as substantial part of the international operations of your Company is within the Asian region, and given the growing import and export activities of your Company, the element of freight is not likely to cause any adverse effect on the operational performance. Your Company has a pro-active information and management system to address the issues arising out of port congestions to the maximum extent possible and has also made sufficient arrangements for storage infrastructure at the ports.
4. Domestic availability of oil seeds also depends upon weather and monsoon conditions. Your Company has processing facility at Sidhpur which is near seed producing belt as well as from port and therefore, the business model of your Company is designed to carry a majority of its production operations in situations of extreme changes in weather conditions.

5. Your Company is exposed to risks arising out of changes in rates of foreign currencies, the exposures on this account extends to products imported for sale in domestic markets, exported to other territories. Your Company utilizes the hedging instruments available in the markets on an ongoing basis and manages the currency exposures pro-actively.
6. Fuel prices continue to be an area of concern as fuel is widely used in manufacturing and distribution operations and has a direct impact on total costs.

### **Risk Management**

The Company has set in place the policy for corporate risk assessment and mitigation Business Risk Assessment procedures and for self-assessment of business risks, operating controls and compliance with Corporate Policies. There is an ongoing process to track the evolution of the risks and delivery of mitigating action plans.

Gokul, like any other enterprise having national as well global business interests, is exposed to business risks which may be internal as well as external. In the broadest sense, we define risk as the eventuality of not achieving our financial, operative, or strategic goals as planned. To ensure our long-term corporate success, it is therefore essential that risks be effectively identified, analyzed and then mitigated by means of appropriate control measures. We have a comprehensive risk management system in place, which enables us to recognize and analyze risks early and to take the appropriate action. This system is implemented as an integral part of our business processes across the entire Gokul operations and includes recording, monitoring, and controlling internal enterprise business risks and addressing them through informed and objective strategies.

### **Internal control systems and their adequacy.**

In view of the management, the Company has adequate internal control system for the business processes followed by the Company. External and internal Auditors carry out periodical review of the functioning and suggest changes if required. The Company has also a sound budgetary control system with frequent reviews of actual performance as against those budgeted.

The Audit Committee of the Board meets periodically to review various aspects of performance of the Company and also reviews the adequacy and effectiveness of the internal control system and suggests improvement for strengthening them from time to time. External Auditor also attends this Meeting and conveys their views on the business process and also of the policies of financial disclosures. When found necessary, the Committee also gives suggestions on this matter.

### **Green Initiative- Wind Energy**

The world is seriously concerned with the matter of global warming and the consequential impact on the global economy and the environment. It would be, therefore necessary for your Company to undertake initiatives to support the global movement combating the adverse impact.

As corporate citizens, we ensure that we conduct our business in a responsible and sustainable way. Energy savings, green power generation, waste recycle and pollution reduction are some of the key areas where we ensure strict internal control. We are carbon neutral and sensitive to sustainable development for the next generation. We strive to facilitate an environment policy framework that enables sustainable development. Today Group has 3 Wind Turbine Generators (WTGs) with a total power generation capacity of 3.75 MW in the states of Gujarat. The investment in green power is with a single aim to create a cleaner and pollution free environment.

As a step ahead towards Green business, we are also using castor de-oiled cake as a fuel to generate steam for our Sidhpur plant operations.

### **Material developments in Human Resources / Industrial Relations front, including number of people employed.**

#### **HumanAssets**

At Gokul, people are our most important asset and a source of competitive advantage. Gokul is committed to creating an open and transparent organization that is focused on people and their capability, and fostering an environment that enables them to deliver superior performance. The Human Resources strategy is aimed at talent acquisition, development, motivation and retention. The HR function acts as an effective lever for driving the company's strategic initiatives and helps in integrating and aligning all people practices to Gokul's business priorities. The company has an unrelenting focus on talent development. Total Number of Employees of the group as on 31st March, 2021 was 300.

### **Sustainability in Challenging Times**

Successful businesses are sustainable businesses –in good times and even more so, in periods of uncertainty. In good times, such companies thrive and set new performance benchmarks. In times of challenge, they possess the inner resilience and the robust systems that help them navigate through cross currents and pull through to the future. Tough times pose searching questions about the caliber of an organization's people, policies and practices.

Gokul's success in addressing and overcoming challenges is a 'live' and continuing demonstration of the quality of its systems and the caliber of its people and processes.

### **Opportunities**

There is potential to expand capacity of high earning segments. Promoters of the Company have a long experience in the industry and also the product have a good brand name and standing. There is vast geographical reach of the products and there are continued efforts to expand it. The Company has been taking measures to keep its brands relevant to the customers and also ensuring that they remain competitively priced. It is also exploring all possible avenues to reduce costs of inputs and raw materials without compromising on the quality of the product.

### **A Way Forward**

We have seen the volatile business environment many times since inception. In the backdrop of the trade in which the Company is dealing, the place from where it operates, the destinations where it does business, the Company needs to and is vigilant and informed on changing scenario and do its best to adapt to changing business situation. We are positive on monsoon and economic growth thereby contributing to both raw material supply and demand and thus should be good for Company operations in current financial year.

To meet the challenges amidst growing industry size and the need to consolidate, Group has initiated several measures on proactive basis, which will allow group to build-on its current presence and market share in the edible oil and Industrial products like castor oil and meals. Group will continue to strengthen itself in areas of sourcing raw materials from points of origin, reducing inefficiencies in supply chain and logistics, capabilities to process at multiple locations, improvements in product quality and increased sales of branded products in retail segment.

### **Cautionary Statement**

Statements on the Management Discussion and Analysis and current year's outlook are Management's perception at the time of drawing this report. Actual results may be materially different from those expressed in the statement. Important factors that could influence the Company's operations includes demand and supply conditions, availability of inputs and their prices both domestic and global, changes in government regulations, tax laws, economic developments within the country and other factors such as litigation and industrial relations.

## REPORT ON CORPORATE GOVERNANCE

### Company's Philosophy on Corporate Governance

The Company's philosophy on Corporate Governance envisages attainment of highest level of transparency, integrity, equity, openness, fairness and accountability in all faces of its functioning and its interactions with shareholders, employees, suppliers, government, regulatory bodies and community at large. The Company recognized good corporate governance practices as a key driver to sustainable growth and long-term value creation and thus encourages timely and accurate dissemination of information to all their stakeholders.

The Company is committed to achieve the good standards of Corporate Governance on a continuous basis by laying emphasis on ethical corporate citizenship and establishment of good corporate cultures, which aim at a true Corporate Governance. In so far as, compliance with the requirement of Regulation 17 to 27 of the SEBI (Listing Obligations and Disclosure Requirements) Regulation, 2015 as amendment from time to time with the Stock Exchanges, Company has complied with all the mandatory norms and disclosures that have to be made on Corporate Governance front.

### 1. Board of Directors

The Board of Directors comprises 6 (Six) directors as on March 31, 2021 its composition and category are as under:

#### Composition

Name of Directors	Designation	Category	No of Directorship in other Indian Public Limited Companies	No of Chairmanship of Committees of other companies	No of Membership of Committees of other companies
Mr. Balvantsinh Rajput	Chairman & Managing Director	Non-Independent and Executive	2	Nil	Nil
Mr. Dharmendrasinh Rajput	Executive Director	Non-Independent and Executive	1	Nil	Nil
Mr. Shaunak Mandalia	Non Executive Director	Non-Independent and Non Executive	1	Nil	1
Mr. Piyushchandra Vyas	Independent Director	Independent Director	1	Nil	1
Prof. (Dr.) Dipooaba Devada	Independent Director	Independent Director	1	1	Nil
Mr. Parth Pareshbhai Shah	Independent Director	Independent Director	Nil	Nil	Nil

#### Notes:

- As required under Regulation 26(b) of SEBI (LODR), 2015 ("Listing Regulations") the Chairmanship and Memberships in Audit Committee and Stakeholders' Relationship Committee are only considered. Other directorships do not include directorships held in private limited companies. The Company is in compliance with the composition of Board of Directors in terms of the Listing Regulations.
- Relationship between directors inter se: Mr. Dharmendrasinh Rajput is the son of Mr. Balvantsinh Rajput. Except that, none of the directors are related to any other Board Member in terms of definition of 'relative' as per Companies Act, 2013.
- None of the non executive directors held shares in the Company.
- No Directors of company hold Directorship in other listed company.

### Board Meeting and Attendance

The maximum time gap between any two meetings is not more than one hundred twenty (120) days. The information as required under Regulation 17 (7) of SEBI (Listing Obligation and Disclosure Requirements) is made available to the Board.

During the Financial Year 2020-21, 4 (Four) Board Meetings were held on the following dates:

June 16, 2020, August 31, 2020, November 10, 2020 and February 08, 2021.

Attendance at Board meetings and Annual General Meeting (AGM):



Name of Directors	No of Board Meeting attended	Attendance at last AGM
Mr. Balvantsinh Rajput	4	Y
Mr. Dharmendrasinh Rajput	4	Y
Mr. Shanuak Mandalia	4	Y
Mr. Piyushchandra Vyas	4	N
Prof. (Dr.) Dipooaba Devada	4	Y
*Mr. Parth Pareshbhai Shah (Appointment w.e.f. 26.11.2020)	1	NA

\*Mr. Parth Pareshbhai Shah has been appointed as an Independent Director w.e.f. 26.11.2020

### Evaluation of Board Performance

During the year, the Board adopted a formal mechanism for evaluating its performance and as well as that of its Committees and individual Directors, including the Chairman of the Board. The exercise was carried out through a structured evaluation process covering various aspects of the Boards functioning such as composition of the Board & committees, experience & competencies, performance of specific duties & obligations, governance issues etc. Separate exercise was carried out to evaluate the performance of individual Directors including the Board Chairman who were evaluated on parameters such as attendance, contribution at the meetings and otherwise, independent judgment, safeguarding of minority shareholders interest etc.

The evaluation of the Independent Directors was carried out by the entire Board and that of the Chairman and the Non-Independent Directors were carried out by the Independent Directors.

The Directors were satisfied with the evaluation results, which reflected the overall engagement of the Board and its Committees with the Company.

### Skills/expertise/competencies of the Board of Directors

The following is the list of core skills / expertise / competencies identified by the Board of Directors as required in the context of the Company's business and that the said skills are available with the present Board Members:

- i) Knowledge on Company's businesses, policies and culture (including the Mission, Vision and Values) major risks / threats and potential opportunities and knowledge of the industry in which the Company operates
- ii) Behavioral skills - attributes and competencies to use their knowledge and skills to contribute effectively to the growth of the Company
- iii) Business Strategy, Sales & Marketing, Corporate Governance, Forex Management, Administration, Decision Making,
- iv) Financial and Management skills
- v) Technical / Professional skills and specialized knowledge in relation to Company's business

### Separate Meeting of Independent Directors:-

As stipulated by the Code of Independent Directors under the Companies Act, 2013 and with Regulation 25 of the SEBI (Listing Obligations and Disclosure Requirements) Regulation, 2015, a separate meeting of the Independent Directors of the Company was held on February 08, 2021 to review:

- Evaluation of the performance of Non- Independent Directors and the Board of Directors as a whole;
- Evaluation of the performance of the Chairman of the Company, taking into account the views of the Executive and Non-Executive Directors;
- Evaluation of the quality, content and timelines of flow of information between the Management and the Board that is necessary for the Board to effectively and reasonably perform its duties.

All the Independent Directors were present at the Meeting.

Confirmation that in the opinion of the board, the independent directors fulfill the conditions specified in these regulations and are independent of the management.

### Familiarization Programmes for Independent Directors:-

Your Company has conducted the familiarization programme for Independent Directors of the Company. The programme was designed to

familiar the directors with their roles, rights, responsibilities in the company, nature of the industry in which the company operates, business model of the company etc. Detailed presentations on the Company's business segments were made at the separate meetings of the Independent Directors held during the year.

The details of Familiarization Programme for Independent Directors are available on the Company's website at web link :-<http://www.gokulgroup.com/investor.php>

## **2. Committees of the Board:**

### **Audit Committee**

The Audit Committee acts as a link between the statutory and internal auditors and the Board of Directors. Its purpose is to assist the Board in fulfilling its oversight responsibilities of monitoring financial reporting processes, reviewing the Company's established systems and processes for internal financial controls, governance and reviewing the Company's statutory and internal audit activities.

The Company has complied with the requirements of Regulation 18 of the Listing Regulations with regard to the composition of the Audit Committee.

All the Members of the Audit Committee have the requisite qualifications for appointment of the Committee and possess sound knowledge of finance, accounting practices and internal controls.

The Statutory Auditors are invited in meeting as when required, for interacting with members of committee regarding the accounts of company. Audit Committee Meeting is attended by the Chief Financial Officer, Chief Executive Officer and the Internal Auditor of the Company. The Internal Auditor reports directly to the Audit Committee.

The terms of reference stipulated by the Board to the Audit Committee are as contained in Section 177 of the Companies Act, 2013 and Regulation 18 of Securities and Exchange Board of India (Listing Obligations and Disclosure Requirements) Regulations, as amendment from time to time are as under:

#### Powers of Audit Committee

The Audit Committee shall have powers, which should include the following:

- 1) To investigate any activity within its terms of reference.
- 2) To seek information from any employee.
- 3) To obtain outside legal or other professional advice.
- 4) To secure attendance of outsiders with relevant expertise, if it considers necessary.

#### Role of Audit Committee

The role of the Audit Committee shall include the following:

- 1) Oversight of the company's financial reporting process and the disclosure of its financial information to ensure that the financial statement is correct, sufficient and credible;
- 2) Recommendation for appointment, remuneration and terms of appointment of auditors of the company;
- 3) Approval of payment to statutory auditors for any other services rendered by the statutory auditors;
- 4) Reviewing, with the management, the annual financial statements and auditor's report thereon before submission to the board for approval, with particular reference to:
  - a. Matters required to be included in the Director's Responsibility Statement to be included in the Board's report in terms of clause (c) of sub-section 3 of section 134 of the Companies Act, 2013
  - b. Changes, if any, in accounting policies and practices and reasons for the same
  - c. Major accounting entries involving estimates based on the exercise of judgment by management
  - d. Significant adjustments made in the financial statements arising out of audit findings
  - e. Compliance with listing and other legal requirements relating to financial statements
  - f. Disclosure of any related party transactions
  - g. Qualifications in the draft audit report
- 5) Reviewing, with the management, the quarterly financial statements before submission to the board for approval;
- 6) Reviewing, with the management, the statement of uses / application of funds raised through an issue (public issue, rights issue,

preferential issue, etc.), the statement of funds utilized for purposes other than those stated in the offer document / prospectus / notice and the report submitted by the monitoring agency monitoring the utilisation of proceeds of a public or rights issue, and making appropriate recommendations to the Board to take up steps in this matter;

- 7) Review and monitor the auditor's independence and performance, and effectiveness of audit process;
- 8) Approval or any subsequent modification of transactions of the company with related parties;
- 9) Scrutiny of inter-corporate loans and investments;
- 10) Valuation of undertakings or assets of the company, wherever it is necessary;
- 11) Evaluation of internal financial controls and risk management systems;
- 12) Reviewing, with the management, performance of statutory and internal auditors, adequacy of the internal control systems;
- 13) Reviewing the adequacy of internal audit function, if any, including the structure of the internal audit department, staffing and seniority of the official heading the department, reporting structure coverage and frequency of internal audit;
- 14) Discussion with internal auditors of any significant findings and follow up there on;
- 15) Reviewing the findings of any internal investigations by the internal auditors into matters where there is suspected fraud or irregularity or a failure of internal control systems of a material nature and reporting the matter to the board;
- 16) Discussion with statutory auditors before the audit commences, about the nature and scope of audit as well as post-audit discussion to ascertain any area of concern;
- 17) To look into the reasons for substantial defaults in the payment to the depositors, debenture holders, shareholders (in case of nonpayment of declared dividends) and creditors;
- 18) To review the functioning of the Whistle Blower mechanism;
- 19) Approval of appointment of CFO (i.e., the whole-time Finance Director or any other person heading the finance function or discharging that function) after assessing the qualifications, experience and background, etc. of the candidate;
- 20) Carrying out any other function as is mentioned in the terms of reference of the Audit Committee.
- 21) Reviewing the utilization of loans and/ or advances from/investment by the holding company in the subsidiary exceeding rupees 100 crore or 10% of the asset size of the subsidiary, whichever is lower including existing loans / advances / investments existing as on the date of coming into force of this provision

Review of information by Audit Committee

The Audit Committee shall mandatorily review the following information:

- 1) Management discussion and analysis of financial condition and results of operations;
- 2) Statement of significant related party transactions (as defined by the Audit Committee), submitted by management;
- 3) Management letters / letters of internal control weaknesses issued by the statutory auditors;
- 4) Internal audit reports relating to internal control weaknesses; and
- 5) The appointment, removal and terms of remuneration of the Chief internal auditor shall be subject to review by the Audit Committee.

During the Financial Year 2020-21, 4 (Four) Audit Committee Meetings were held on the following Dates:

June 16, 2020, August 31, 2020, November 10, 2020 and February 08, 2021.

**The Composition of this Committee and the attendance details are as under:**

Name of Member	Category	No of Meeting Attendance
Mr. Piyushchandra R Vyas - Chairman	Independent	4
Prof. (Dr.) Dipoooba Devada – Member	Independent	4
Mr. Shaunak Mandalia – Member	Non-Independent and Non Executive	4

#### **Nomination and Remuneration Committee**

The terms of reference stipulated by the Board to the Nomination and Remuneration Committee are as contained in Section 178 of the Companies Act, 2013 and Regulation 19 of Securities and Exchange Board of India (Listing Obligations and Disclosure Requirements) Regulations, 2015 as amendment from time to time are as under:

- 1) Identify persons who are qualified to become directors and who may be appointed in senior management in accordance with the criteria laid down
- 2) Recommend to the Board their appointment and removal,
- 3) Carry out evaluation of every director's performance.
- 4) Formulate the criteria for determining qualifications, positive attributes and independence of a director and Recommend to the Board a policy, relating to the remuneration for the directors, key managerial personnel and other employees.
- 5) Devising a policy on diversity of board of directors;
- 6) Whether to extend or continue the term of appointment of the independent director, on the basis of the report of performance evaluation of independent directors
- 7) Recommend to the board, all remuneration, in whatever form, payable to senior management.

During the Financial Year 2020-21, one meeting of Nomination and Remuneration Committee was held on 08<sup>th</sup> February, 2021.

The composition of this Committee and the attendance details of the Members are given below:

Name of Member	Category	No. of meeting Attended
Prof. (Dr.) Dipoooba Devada – Chairperson	Independent and Non-Executive	01
Mr. Piyushchandra R Vyas – Member	Independent and Non-Executive	01
Mr. Parth Pareshbhai Shah – Member	Independent and Non-Executive	01

#### Criteria for evaluation of Independent Directors:

Performance of evaluation of Independent Director shall be done by the entire Board of Directors, excluding the director being evaluated.

Independent Director being evaluated shall be evaluated on the basis of Role and Functions performed and duties discharged by him during the year. Their role, functions and duties are evaluated on the basis of criteria such as attendance and contribution in the meeting, exercise of Independent Judgment, Managing Relationship with fellow Board Members, their knowledge and skill, assist the Company in implementing best corporate governance practice and its monitor, level of confidentiality and ethical standards of integrity and probity.

#### Remuneration Policy

The Company has in place the policy relating to the remuneration of the Directors, Key Managerial Personnel and other employees of the Company. The detailed remuneration policy of the Company forms part of the Board's Report.

Details of Remuneration Paid to the Directors for the Financial Year ended March 31, 2021 and other terms of appointment of Directors-

Name of Directors	Salary (Rs. in Lakhs)	Sitting fees (Rs. in Lakhs)	Terms of Appointment	No. of equity shares held as on 31 <sup>st</sup> March, 2021
Mr. Balvantsinh Rajput	-	-	5 years	2,43,79,262
Mr. Dharmendrasinh Rajput	24.00	-	5 years	82,15,579
Mr. Shaunak Mandalia	20.25	-	-	-
Mr. Piyushchandra Vyas	-	0.40		
Prof. (Dr.) Dipoooba Devada	-	0.50		
*Mr. Parth Pareshbhai Shah	-	0.08		

\*Mr. Parth Pareshbhai Shah has been appointed as an Independent Director w.e.f. 26.11.2020

Apart from the above remuneration, no Director is entitled for any other benefit, Bonus, Severance fees or Performance Linked Incentives for the financial year 2020-21.

The Company has not issued any stock option to its Employees or Directors.

There were no other pecuniary relationships or transactions of the Non-Executive Directors vis-à-vis the Company.

#### Stakeholder Relationship Committee

The terms of reference stipulated by the Board to the Stakeholders Relationship Committee are as contained in Section 178 of the Companies Act, 2013 and Regulation 20 of Securities and Exchange Board of India (Listing Obligations and Disclosure Requirements) Regulations, 2015 Securities and Exchange Board of India (Listing Obligations and Disclosure Requirements) (Amendment) Regulations, 2018.

During the Financial Year 2020-21 four Stakeholders' Relationship Committee Meetings were held on the following dates:

June 16, 2020, August 31, 2020, November 10, 2020 and February 08, 2021.

The composition of the Committee and the attendance details of the Members are given below:

Name of Member	Category	No. of Meeting Attended
Prof. (Dr.) DipooobaDevada – Chairperson	Independent and Non-Executive	04
Mr. ShaunakMandalia – Member	Non-Independent and Non Executive	04
Mr. Balvantsinh Rajput- Member	Non-Independent and Executive	04

The total number of complaints received and resolved to the satisfaction of the shareholders during the year under review was Nil (0).

No complaints were pending as on March 31, 2021.

Company Secretary of the company is appointed as Compliance Officer.

### Corporate Social Responsibility (CSR) Committee:

In terms of the requirement of Section 135(1) of the Companies Act, 2013, the Board has constituted Corporate Social Responsibility ("CSR") Committee comprising of 3 (three) Directors of which 2 (two) are non-executives.

The terms of reference and scope of work is same as prescribed in Section 135 of the Act and the Rules framed thereunder.

The Committee has met one time during the year on August 31, 2020.

The composition of the Corporate Social Responsibility Committee as on March 31, 2020:-

Name of Member	Category	No. of Meeting Attended
Mr. Balvantsinh Rajput – Chairman	Non Independent	01
Prof. (Dr.) DipooobaDevada – Member	Independent	01
Mr. Piyushchandra Vyas – Member	Independent	01

### 3. General Body Meetings:

Details of last three Annual General Meetings held are as under;

AGM	Venue	Date	Time
25 <sup>th</sup> AGM	State Highway No. 41, Nr. SujapurPatia, Sidhpur -384 151, Gujarat. India	September 29, 2018	11.00 a.m
26 <sup>th</sup> AGM	State Highway No. 41, Nr. SujapurPatia, Sidhpur -384 151, Gujarat. India	September 27, 2019	11.00 a.m
27 <sup>th</sup> AGM	State Highway No. 41, Nr. SujapurPatia, Sidhpur -384 151, Gujarat. India	September 28, 2020	11.00 a.m.

The details of Special Resolutions passed by Company in last three Annual General Meetings are as under:

Date of AGM	Special Resolution Passed
September 29, 2018	1. To re-approve the appointment of Mr. Piyushchandra Vyas, as an Independent Director of the Company 2. Alteration of the Object Clause of Memorandum of Association of the Company
September 27, 2019	1. Re-appointment of Mr. Piyushchandra Vyas (DIN: 01260934) as an Independent Director. 2. Re-appointment of Mr. KaransinhMahida (DIN: 02237323) as an Independent Director 3. Re-appointment of Prof.(Dr) DipooobaDevada (DIN: 01849583) as an Independent Director 4. Alteration of the Object Clause of Memorandum of Association of the Company
September 28, 2020	NIL

Extra Ordinary General Meeting (EGM): No EGM was held during the year 2020-21.

No resolution was passed through postal ballot and there was no proposal to pass resolution through postal ballot during 2020-21.

### 4. Means of Communication:

- a) Quarterly Results: The quarterly, half yearly and annual results are published in widely circulating national and local dailies such as "Financial Express" in English and Gujarati. These results are not sent individually to the shareholders but are displayed on the Company's Website [www.gokulgroup.com](http://www.gokulgroup.com).

- b) News Releases, Presentations, etc: Official news releases, detailed presentations made to media, institutional investors, etc are displayed on the Company's website [www.gokulgroup.com](http://www.gokulgroup.com). Official media releases are sent to the Stock Exchanges.
- c) Website: The Company's website [www.gokulgroup.com](http://www.gokulgroup.com) contains a separate section for "Investor Relations" where shareholders information is available. The Annual report of the Company is also available on the website in a user-friendly and downloadable form.
- d) Annual Report: Annual Report containing, interalia, Audited Annual Accounts, Consolidated Financial Statements, Directors' Report, Auditors Report and other important information is circulated to members and other entitled thereto.
- e) No presentations were made to the institutional investors or to the analysts.

## 5. General Shareholders Information

### a) Date, time and venue of the 28<sup>th</sup> Annual General Meeting:

Day & Date	Time	Venue
Thursday, September 30, 2021	11.00 a.m	State Highway No. 41, Nr. Sujanpur Patia, Sidhpur -384 151, Gujarat. India

### b) Financial year: 1<sup>st</sup> April, 2020 to 31<sup>st</sup> March, 2021.

### c) Dividend Payment Date: N.A.

### d) Listing on Stock Exchanges:

The Company's shares are listed on the following Stock Exchanges with effect from 4<sup>th</sup> June, 2008.

#### BSE Limited

25<sup>th</sup> Floor, P. J. Towers, Dalal Street,  
Fort, Mumbai – 400 001

**Stock code:** 532980

#### National Stock Exchange of India Limited (NSE)

Exchange Plaza, Plot No. C-1, G Block,  
Bandra-Kurla Complex, Bandra East,  
Mumbai – 400 051.

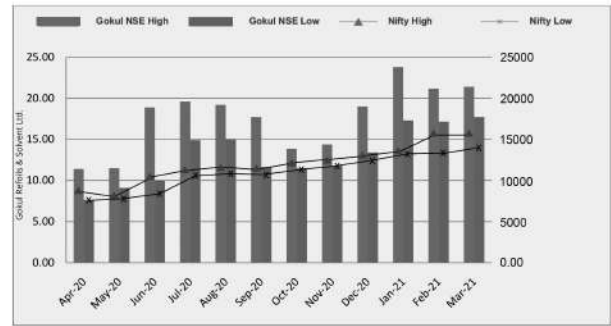
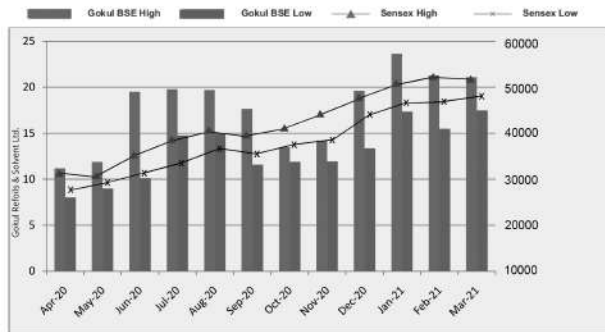
**Stock code:** GOKULEQ

**ISIN No. of Equity Shares:** INE020J01029

Note: Annual Listing Fees for the year 2020-21 have been paid by the Company to BSE and NSE.

### e) Market Price Data: (Face Value of Rs.2)

Month	Share price at NSE (Amount in Rs.)		NSE Nifty		Share price at BSE (Amount in Rs.)		BSE Sensex	
	High	Low	High	Low	High	Low	High	Low
April, 2020	11.40	7.65	9889.05	8055.80	11.19	8.04	33887.25	27500.79
May, 2020	11.50	9.10	9598.85	8806.75	11.89	9.00	32845.48	29968.45
June, 2020	18.90	10.00	10553.15	9544.35	19.50	10.11	35706.55	32348.1
July, 2020	19.60	14.90	11341.40	10299.60	19.80	14.75	38617.03	34927.2
August, 2020	19.20	15.00	11794.25	10882.25	19.70	14.95	40010.17	36911.23
September, 2020	17.70	11.65	11618.10	10790.20	17.65	11.60	39359.51	36495.98
October, 2020	13.85	11.50	12025.45	11347.05	13.50	11.90	41048.05	38410.2
November, 2020	14.40	11.80	13145.85	11557.40	14.20	11.96	44825.37	39334.92
December, 2020	19.00	13.40	14024.85	12962.80	19.60	13.37	47896.97	44118.1
January, 2021	23.80	17.30	14753.55	13596.75	23.65	17.35	50184.01	46160.46
February, 2021	21.15	17.15	15431.75	13661.75	21.30	15.50	52516.76	46433.65
March, 2021	21.40	17.70	15336.30	14264.40	21.10	17.50	51821.84	48236.35



#### f) Registrar and Share Transfer Agents:

Name : Link Intime India Pvt. Ltd. (Formerly known as Intime Spectrum Registry Limited)

R&T Address: Link Intime India Private Limited

5<sup>th</sup> Floor, 506 to 508, Amarnath Business Center - I (ABC-I),

Nr. St. Xavier's College Corner Off C G Road, Ellisebridge, Ahmedabad 380006

Tel : +91 79 26465179 / 86 / 87

E-mail: [ahmedabad@linkintime.co.in](mailto:ahmedabad@linkintime.co.in)

Website: [www.linkintime.co.in](http://www.linkintime.co.in)

#### g) Share Transfer System:

In order to expedite the process of share transfers, the Board has delegated the power to approve share transfers to senior executives, who attend to share transfer formalities fortnightly. The Company has appointed Link Intime India Pvt. Ltd. as Registrar and Share Transfer Agents for physical transfer of securities as well as dematerialization/ rematerialization of securities.

#### h) Distribution of Shareholding as on March 31, 2021:

SERIAL NO	SHARES RANGE			NUMBER OF SHAREHOLDERS	% OF TOTAL SHAREHOLDERS	TOTAL SHARES FOR THE RANGE	% OF ISSUED CAPITAL
1	1	to	500	5779	84.7858	729647	0.7371
2	501	to	1000	499	7.3210	429507	0.4339
3	1001	to	2000	266	3.9026	414425	0.4186
4	2001	to	3000	82	1.2031	219571	0.2218
5	3001	to	4000	43	0.6309	157886	0.1595
6	4001	to	5000	52	0.7629	250027	0.2526
7	5001	to	10000	38	0.5575	282948	0.2858
8	10001 and Above			57	0.8363	96510989	97.4908
<b>Total</b>				<b>6816</b>	<b>100.0000</b>	<b>98995000</b>	<b>100.0000</b>

#### i) Categories of shareholders as on March 31, 2021:

Category	No. of Shares	% of Total
Corporate Bodies (Promoter Co)	16055439	16.2184
Clearing Members	251193	0.2537
Other Bodies Corporate	20711294	20.9216
Financial Institutions	1000000	1.0102
Hindu Undivided Family	134130	0.1355
Non Resident Indians	65925	0.0666
Non Resident (Non Repatriable)	257152	0.2598
Office Bearers	10	0.0000
Public	5207516	5.2604
Promoters	55312341	55.8739
<b>TOTAL :</b>	<b>98995000</b>	<b>100</b>



**j) Dematerialization of shares:**

The Company has established connectivity with both the depositories i.e. National Securities Depository Limited (NSDL) and Central Depository Services (India) Limited (CDSL) to handle dematerialization of shares. As on March 31, 2021, a total of 98989585 equity shares which form 99.99% of the share capital stand dematerialized.

**k) Outstanding GDRs/ ADRs/ Warrants/ Convertible instruments;**

The Company has not issued Global Depository Receipts or American Depository Receipt or Warrants or any Convertible instruments.

**l) Commodity Price Risk/ Foreign Exchange Risk and Hedging:**

Information with respect to 'Commodity Price Risk or Foreign Exchange Risk and Hedging Activities' is provided in the Management Discussion and Analysis' in the Report.

Exposure of the listed entity to commodity and commodity risks faced by the entity throughout the year:	Nil
Total exposure of the listed entity to commodities in INR	Nil
Exposure of the listed entity to various commodities	Nil
Commodity risks faced by the listed entity during the year and how they have been managed.	NA

**m) Address for Correspondence :**

Any query on Annual Report :

Company Secretary & Compliance Officer

Gokul Refoils and Solvent Limited (Secretarial Department)

Office No. 501, Fifth Floor, Block A, Gokul Pratham,

Near Tapovan Circle, Ahmedabad – Gandhinagar Highway,

Chandkheda, Ahmedabad- 382424, Gujarat, India

Exclusive e-mail ID of the grievance redressal division : [abhinav.mathur@gokulgroup.com](mailto:abhinav.mathur@gokulgroup.com)

Corporate website: [www.gokulgroup.com](http://www.gokulgroup.com)

- o)** "List of all credit ratings obtained by the entity along with any revisions thereto during the relevant financial year, for all debt instruments of such entity or any fixed deposit programme or any scheme or proposal of the listed entity involving mobilization of funds, whether in India or abroad."

-NIL

**6. Disclosures:**

- a) There are no Materially Significant related party transactions made by the Company with its promoters, directors or management, their subsidiaries or relatives, etc. that may have potential conflict with the interest of Company at large.
- b) During the last three years, there were no strikes or penalties imposed by SEBI or Stock Exchanges or any statutory authority, for non-compliance of any matter related to the capital markets.
- c) Whistle Blower Policy

The Company has established a vigil mechanism called 'Whistle Blower Policy', for directors and employees to report to the management instances of unethical behavior, actual or suspected, fraud or violation of the Company's code of conduct or ethics policy.

Accordingly, the Company has established a mechanism for employees vide 'Whistle Blower Policy' which seeks (i) to ensure greater transparency in all aspects of the Company's functioning by formulating a procedure to bring to the attention of Company incidents of improper-activities or violation of the company's Code of Conduct & Ethics for Board Members and Senior Management, and (ii) to provide for adequate safeguards against victimization of employees who avail of the mechanism.

All Employees of the Company are eligible to make Protected Disclosures under the Policy. The Protected Disclosures may be in relation to matters concerning the Company.

## d) Subsidiary Companies

All the subsidiary companies of the Company (including step down subsidiaries) are managed with their Boards having the rights and obligations to manage such companies in the best interest of their stakeholders. As a majority of shareholders, the Company nominates its representative on the Boards of subsidiary companies and monitors the performance of such companies, inter alia, by the following means –

- Financial Statements, in particular the investment made by the subsidiary companies are reviewed quarterly by the Audit Committee of the Company.
- All the minutes of the meeting of subsidiary companies are placed before the Company's Board regularly.
- A statement containing all significant transactions and arrangements entered in to by the subsidiary companies is placed before the Company's Board.
- In terms of Regulation 34(3) read with Schedule V of the SEBI (LODR), 2015, The policy on Material Subsidiaries as approved by the Board is uploaded on the Company's website at the web link (<http://www.gokulgroup.com/investor.php>).

## e) Disclosure of Related Party Transactions:

All transactions entered into with Related Parties as defined under the Companies Act, 2013 and Listing Regulation during the financial year were in the ordinary course of business and on an arms' length pricing basis. The transactions with related parties are disclosed in Notes to the accounts. The policy on Related Party Transactions as approved by the Board is uploaded on the Company's website at the web link (<http://www.gokulgroup.com/investor.php>)

## f) Management Discussion and Analysis

A Management Discussion and Analysis Report forms part of the Annual Report and includes discussions on various matters specified under Schedule V of the SEBI (Listing Obligations and Disclosure Requirements) Regulations, 2015.

## g) Disclosure of Accounting Treatment

In preparation of financial statements, the Company has followed the Ind AS specified under Section 133 of the Act, read with Rule 7 of the Companies (Accounts) Rules, 2014.

## h) Code of Conduct

The Board has formulated a code of conduct for the Board Members and Senior Management of Company which has also been posted on the website of Company. All Board members and senior management personnel have affirmed their compliance with code. A declaration to this effect signed by the Chief Executive Officer of Company is given elsewhere in the Annual Report.

## (i) Legal Compliances

The Company has formalised a system for legal compliances applicable to the Company. The Board periodically reviews compliance reports of all laws applicable to the Company, prepared by the Company. Status of legal compliances and steps taken to rectify non-compliances, if any, are placed before the Board of Directors at its meetings.

There were no instances of material non-compliances during the year under review. No strictures or penalties were imposed on the Company by SEBI, Stock Exchanges or any statutory authority on any matter related to capital markets during the last three years.

## (j) CEO- CFO certification

The CEO and CFO of the Company have certified to the Board of Directors *inter-alia*, the accuracy of financial statements and adequacy of internal controls for the financial reporting as required under Regulation 17(8) of the Listing Regulations for the year ended 31<sup>st</sup> March, 2021. They also give quarterly certificate on financial results while placing the financial results before the Board in terms of Regulation 33 of the Listing Regulations.

## k) Details of utilization of funds raised through preferential allotment or qualified institutions placement as specified under Regulation 32 (7A). - NIL

## l) Certificate from Company Secretary in Practice regarding appointment and continuation of directors.

The Company has obtained the Certificate from the Practicing Company Secretary certifying that none of the directors of the Company are debarred or disqualified from being appointed or continuing as directors of Company by SEBI / MCA or any such authority. The said certificate is given elsewhere in the Annual Report.

## m) During the financial year 2020-21, the Board has accepted all the recommendations of its Committees.

- n) Total fees for all services paid by the company and its subsidiaries, on a consolidated basis, to the statutory auditor and all entities in the network firm/network entity of which the statutory auditor is a part is given below:

Details relating to fees paid to the Statutory Auditors are given in Note No. 30 to the Standalone Financial Statements and Note no. 32 to the Consolidated Financial Statements.

- o) "Disclosures in relation to the Sexual Harassment of Women at Workplace (Prevention, Prohibition and Redressal) Act, 2013:

number of complaints filed during the financial year	Nil
number of complaints disposed of during the financial year	Nil
number of complaints pending as on end of the financial year"	Nil

## 7. The Company has complied with the mandatory requirements of the Listing Regulation. The Company has adopted various non-mandatory requirements as well, as discussed under relevant headings.

Adoption of Non-Mandatory Requirements

### I. The Board

Since the Company does not have a Non-Executive Chairman, it does not maintain such office.

### II. Shareholder Rights

Financial results are forwarded to the Stock Exchanges and uploaded on the website of the Company like quarterly results.

### III. Audit Qualifications

During the year under review, there was no audit qualification in the Auditors' Report on the Company's financial Statements.

### IV. Separate posts of Chairman and CEO

The post of the Chairman of the Company and the CEO are held by different persons.

### V. Reporting of Internal Auditor

The Internal Auditor of the Company is a permanent invitee to the Audit Committee Meeting and regularly attends the Meeting for reporting their findings of the internal audit to the Audit Committee Members.

## 8. There has been no instance of non-compliance of any requirement of Corporate Governance Report.

## 9. The Company has fully complied with the applicable requirement specified in Reg. 17 to 27 and clause (b) to (i) of sub regulation (2) of regulation 46.

## 10. Unclaimed Shares lying in Demat Suspense Account:

In terms of Regulation 34(3) read with Schedule V of the SEBI (LODR), 2015:

Sr. No.	Particulars	Number of shareholders	Number of Equity Shares
i	Aggregate number of shareholders and the outstanding shares in the suspense account lying at the beginning of the year.	9	2215
ii	Number of shareholders who approached issuer for transfer of shares from suspense account during the year.	Nil	Nil
iii	Number of shareholders to whom shares were transferred from suspense account during the year.	Nil	Nil
iv	Aggregate number of shareholders and the outstanding shares in the suspense account lying at the end of the year	9	2215
v	The voting rights on these shares shall remain frozen till the rightful owner of such share claim the shares.		

### Annual Compliance with the Code of Conduct for the Financial Year 2020-21

Pursuant to the Schedule V (Part D) of SEBI (LODR) Regulation, 2015, I hereby confirm that the Company has received affirmations on compliance with the Code of Conduct for the financial year ended March 31, 2021 from all the Board Members and Senior Management Personnel.

For, **GokulRefoils and Solvent Limited**

Praveen Khandelwal

CEO

Date : 31<sup>st</sup> March, 2021

Place: Ahmedabad

**CERTIFICATE OF NON-DISQUALIFICATION**

(pursuant to Regulation 34(3) and Schedule V Para C clause (10)(i) of the SEBI (Listing Obligations and Disclosure Requirements) Regulations, 2015)

To,  
The Members of  
**Gokul Refoils and Solvent Limited**  
CIN: L15142GJ1992PLC018745  
State highway no. 41,  
Nr. Sujapur Patia, Sidhpur-384151,  
Gujarat-India

I/We have examined the relevant registers, records, forms, returns and disclosures received from the Directors of Gokul Refoils and Solvent Limited having CIN L15142GJ1992PLC018745 and having registered office at State highway no. 41, Nr. Sujapur Patia, Sidhpur-384151, Gujarat-India (here in after referred to as 'the Company'), produced before me/us by the Company for the purpose of issuing this Certificate, in accordance with Regulation 34(3) read with Schedule V Para-C Sub clause 10(i) of the Securities Exchange Board of India (Listing Obligations and Disclosure Requirements) Regulations, 2015.

In my/our opinion and to the best of my/our information and according to the verifications (including Directors Identification Number (DIN) status at the portal [www.mca.gov.in](http://www.mca.gov.in)) as considered necessary and explanations furnished to me / us by the Company & its officers, I/We here by certify that none of the Directors on the Board of the Company as stated below for the Financial Year ending on 31<sup>st</sup> March, 2019 have been debarred or disqualified from being appointed or continuing as Directors of companies by the Securities and Exchange Board of India, Ministry of Corporate Affairs, or any such other Statutory Authority.

Sr. No.	Name of Director	DIN	Date of appointment in Company
1	Balvantsinh Chandansinh Rajput	00315565	29/12/1992
2	Piyushchandra Ramchandra Vyas	01260934	06/09/2007
3	Dipooba Halaji Devada	01849583	06/09/2007
4	Dharmendrasinh Balvantsinh Rajput	03050088	10/06/2016
5	Shaunak Bhikhalal Mandalia	06649347	20/01/2020
6	Parth Pareshbhai Shah	08958666	26/11/2020

We further report that ensuring the eligibility of for the appointment / continuity of every Director on the Board is the responsibility of the management of the Company. Our responsibility is to express an opinion on these based on our verification. This certificate is neither an assurance as to the future viability of the Company nor of the efficiency or effectiveness with which the management has conducted the affairs of the Company.

FOR YASH MEHTA & ASSOCIATES  
COMPANY SECRETARIES  
**YASH MEHTA**  
PROPRIETOR  
ACS45267  
COP:16535  
PEER REVIEW NO.:1269/2021  
UDIN:A045267C000590658

Date : 07/07/2021  
Place: Ahmedabad

# INDEPENDENT AUDITORS' REPORT

**To The Members,  
Gokul Refoils & Solvent Limited**

## **Report on the Financial Statements**

### **Opinion**

We have audited the accompanying standalone financial statements of Gokul Refoils & Solvent Limited ("the Company"), which comprise the Balance sheet as at March 31, 2021, the Statement of Profit and Loss (including other comprehensive income), the Statement of changes in equity, the Cashflow Statement for the year then ended, and notes to the financial statements, including a summary of Significant Accounting policies and other explanatory information. (hereinafter referred to as the standalone financial statements).

In our opinion and to the best of our information and according to the explanations given to us, the aforesaid financial statements give the information required by the Companies Act 2013 ("Act") in the manner so required and give a true and fair view in conformity with the Indian Accounting Standards prescribed under section 133 of the Act read with the Companies (Indian Accounting Standards) Rules, 2015 as amended ("Ind AS") and other accounting principles generally accepted in India, of the state of affairs of the Company as at March 31, 2021, and its profit, total comprehensive income, the changes in equity and cash flows for the year ended on that date.

### **Basis for opinion**

We conducted our audit in accordance with the standards on auditing specified under section 143 (10) of the Companies Act, 2013. Our responsibilities under those Standards are further described in the auditor's responsibilities for the audit of the financial statements section of our report. We are independent of the Company in accordance with the code of ethics issued by the Institute of Chartered Accountants of India together with the ethical requirements that are relevant to our audit of the financial statements under the provisions of the Act and the rules thereunder, and we have fulfilled our other ethical responsibilities in accordance with these requirements and the code of ethics.

We believe that the audit evidence we have obtained is sufficient and appropriate to provide a basis for our opinion on the standalone financial statements

### **Key audit matters**

Key audit matters are those matters that, in our professional judgment, were of most significance in our audit of the financial statements of the current period. These matters were addressed in the context of our audit of the financial statements as a whole, and in forming our opinion thereon, and we do not provide a separate opinion on these matters. We have determined the matters described below to be the key audit matters to be communicated in our report.

### **The Key Audit Matter : Impairment of Company's Investments in and loans to subsidiaries and associates:**

As at 31 March 2021, the carrying value of the Company's investments in equity/preference shares and loans given to the subsidiaries and associates amounted to Rs. 10,552.78 Lakhs and Rs. 3,462.18 Lakhs respectively. The Company accounts for above investments in subsidiaries at cost (subject to impairment assessment). Management regularly reviews whether there are any indicators of impairment of the investments by reference to Ind AS 36 - 'Impairment of Assets'. This is a Key Audit Matter as the amount of investments and loans to subsidiaries and associates is material to the separate financial statements of the Company and the determination of recoverable value for impairment assessment involves significant management judgment.

### **How the matter was addressed in our audit:**

Our audit procedures in relation to evaluation of impairment testing of investments in and loans to subsidiaries/associates included the following:

- We obtained an understanding from the management, assessed and tested the design and operating effectiveness of the Company's key controls over the impairment assessment of such investments.
- We evaluated the Company's process regarding impairment assessment
- We evaluated the cash flow forecasts (with underlying economic growth rate) by comparing them to the approved budgets and our understanding of the internal and external factors.

- We checked the mathematical accuracy of the impairment model and agreed relevant data back to the latest budgets, actual past results and other supporting documents.
- We compared the carrying values of the investments and loans to subsidiaries/associates with their respective net assets values and earnings for the period.
- We evaluated the disclosures made in the Standalone Financial Statements.

### **Information other than the Standalone financial statements and auditors' report thereon**

The Company's board of directors is responsible for the preparation of the other information. The other information comprises the information included in the Board's Report including Annexures to Board's Report, Business Responsibility Report, Corporate Governance report and shareholder's information but does not include the financial statements and our auditor's report thereon.

### **Our opinion on the financial statements does not cover the other information and we do not express any form of assurance conclusion thereon.**

In connection with our audit of the financial statements, our responsibility is to read the other information and, in doing so, consider whether the other information is materially inconsistent with the standalone financial statements or our knowledge obtained during the course of our audit or otherwise appears to be materially misstated.

If, based on the work we have performed, we conclude that there is a material misstatement of this other information, we are required to report that fact. We have nothing to report in this regard.

### **Management's Responsibility for the Financial Statements**

The Company's board of directors is responsible for the matters stated in section 134 (5) of the Act with respect to the preparation of these standalone financial statements that give a true and fair view of the financial position, financial performance including other comprehensive income, cash flows and changes in equity of the Company in accordance with the Indian Accounting Standards (Ind AS) prescribed under section 133 of the Act read with the Companies (Indian Accounting Standards) Rules, 2015, as amended from time to time, and other accounting principles generally accepted in India. This responsibility also includes maintenance of adequate accounting records in accordance with the provisions of the Act for safeguarding of the assets of the Company and for preventing and detecting frauds and other irregularities; selection and application of appropriate accounting policies; making judgments and estimates that are reasonable and prudent; and design, implementation and maintenance of adequate internal financial controls, that were operating effectively for ensuring the accuracy and completeness of the accounting records, relevant to the preparation and presentation of the financial statement that give a true and fair view and are free from material misstatement, whether due to fraud or error.

In preparing the financial statements, management is responsible for assessing the Company's ability to continue as a going concern, disclosing, as applicable, matters related to going concern and using the going concern basis of accounting unless management either intends to liquidate the Company or to cease operations, or has no realistic alternative but to do so.

The board of directors are also responsible for overseeing the Company's financial reporting process.

### **Auditor's responsibilities for the audit of the financial statements**

Our objectives are to obtain reasonable assurance about whether the financial statements as a whole are free from material misstatement, whether due to fraud or error, and to issue an auditor's report that includes our opinion. Reasonable assurance is a high level of assurance, but is not a guarantee that an audit conducted in accordance with SAs will always detect a material misstatement when it exists. Misstatements can arise from fraud or error and are considered material if, individually or in the aggregate, they could reasonably be expected to influence the economic decisions of users taken on the basis of these financial statements.

As part of an audit in accordance with SAs, we exercise professional judgment and maintain professional skepticism throughout the audit. We also:

- Identify and assess the risks of material misstatement of the financial statements, whether due to fraud or error, design and perform audit procedures responsive to those risks, and obtain audit evidence that is sufficient and appropriate to provide a basis for our opinion. The risk of not detecting a material misstatement resulting from fraud is higher than for one resulting from error, as fraud may involve collusion, forgery, intentional omissions, misrepresentations, or the override of internal control.
- Obtain an understanding of internal control relevant to the audit in order to design audit procedures that are appropriate in the circumstances. Under section 143(3)(i) of the Companies Act, 2013, we are also responsible for expressing our opinion on whether the company has adequate internal financial controls system in place and the operating effectiveness of such controls.

- Evaluate the appropriateness of accounting policies used and the reasonableness of accounting estimates and related disclosures made by management.
- Conclude on the appropriateness of management's use of the going concern basis of accounting and, based on the audit evidence obtained, whether a material uncertainty exists related to events or conditions that may cast significant doubt on the Company's ability to continue as a going concern. If we conclude that a material uncertainty exists, we are required to draw attention in our auditor's report to the related disclosures in the financial statements or, if such disclosures are inadequate, to modify our opinion. Our conclusions are based on the audit evidence obtained up to the date of our auditor's report. However, future events or conditions may cause the Company to cease to continue as a going concern.
- Evaluate the overall presentation, structure and content of the financial statements, including the disclosures, and whether the financial statements represent the underlying transactions and events in a manner that achieves fair presentation.

Materiality is the magnitude of misstatements in the standalone financial statements that, individually or in aggregate, makes it probable that the economic decisions of a reasonably knowledgeable user of the standalone financial statements may be influenced. We consider quantitative materiality and qualitative factors in (i) planning the scope of our audit work and in evaluating the results of our work; and (ii) to evaluate the effect of any identified misstatements in the standalone financial statements.

We communicate with those charged with governance regarding, among other matters, the planned scope and timing of the audit and significant audit findings, including any significant deficiencies in internal control that we identify during our audit.

We also provide those charged with governance with a statement that we have complied with relevant ethical requirements regarding independence, and to communicate with them all relationships and other matters that may reasonably be thought to bear on our independence, and where applicable, related safeguards. From the matters communicated with those charged with governance, we determine those matters that were of most significance in the audit of the financial statements of the current period and are therefore the key audit matters. We describe these matters in our auditor's report unless law or regulation precludes public disclosure about the matter or when, in extremely rare circumstances, we determine that a matter should not be communicated in our report because the adverse consequences of doing so would reasonably be expected to outweigh the public interest benefits of such communication.

## **Report on Other Legal and Regulatory Requirements**

- 1 As required by the Companies (Auditor's Report) Order, 2016 ("the Order"), issued by the Central Government of India in terms of sub-section (11) of section 143 of the Companies Act, 2013, we give in Annexure "A" a statement on the matters specified in paragraphs 3 and 4 of the Order.
- 2 As required by section 143(3) of the Act, we report that:
  - (a) we have sought and obtained all the information and explanations, which to the best of our knowledge and belief were necessary for the purpose of our audit.
  - (b) in our opinion, the Company has kept proper books of account as required by law, so far as appears from our examination of the books.
  - (c) the balance sheet, the statement of profit and loss, and the cash flow statement dealt with by this report are in agreement with the books of account.
  - (d) in our opinion, the aforesaid standalone financial statements comply with the Accounting Standards specified under section 133 of the Act read Rule 7 of the Companies (Accounts) Rules, 2014.
  - (e) on the basis of written representations received from the directors as on March 31, 2021 taken on record by the Board of Directors, none of the directors is disqualified as on March 31, 2021, from being appointed as a director in terms of section 164 (2) of the Companies Act, 2013.
  - (f) With respect to the adequacy of the internal financial controls over financial reporting of the Company and the operating effectiveness of such controls, refer to our separate report in "Annexure B". Our report expresses an unmodified opinion on the adequacy and operating effectiveness of the Company's internal financial controls over financial reporting.
  - (g) With respect to the other matters to be included in the Auditor's Report in accordance with the requirements of section 197 (16) of the Act, as amended, in our opinion and to the best of our information and according to the explanations given to us, the remuneration paid by the Company to its directors during the year is in accordance with the provisions of section 197 of the Act; and



- (h) with respect to the other matters to be included in the Auditor's Report in accordance with Rule 11 of the Companies (Audit and Auditors) Rules, 2014 in our opinion and to the best of our information and according to the explanations given to us :-
- (a) The Company has disclosed the impact of pending litigations on the financial position in its financial statements as referred to in note 33 to the Financial Statements.
  - (b) The Company did not have any long term contracts including derivative contracts for which there were any material foreseeable losses.
  - (c) There has been no delay in transferring amounts, required to be transferred, to the Investor Education and Protection Fund by the Company.

Place: Ahmedabad  
Date : 21<sup>st</sup> June, 2021

For, M. M. Thakkar & Co.  
Chartered Accountants  
Firm Registration No.110905W  
**Darshak M Thakkar**  
Partner  
Membership No.103762  
UDIN: 21103762AAAAHU5250

## ANNEXURE TO AUDITORS' REPORT

Referred to in paragraph 1 under the heading of "report on other legal and regulatory requirements" of our report of even date.

On the basis of such checks as we considered appropriate and according to the information and explanations given to us during the course of our audit, we report that.

- (i)
  - a. The Company has maintained proper records showing full particulars including quantitative details and location of the fixed assets.
  - b. As explained to us, the management during the year has physically verified all the fixed assets. According to the information and explanations given to us, there is a regular programme of verification which, in our opinion is reasonable having regard to the size of the Company and the nature of its assets. No material discrepancies were noticed on such verification.
  - c. According to the information and explanations given to us and on the basis of our examination of the records of the Company, the title deeds of immovable properties included in Note no-2 "Property Plants and Equipments" are in the name of the company.
- (ii) As explained to us, due to nature of business carried on by the company during the year under review the company did not hold physical inventories. Hence reporting under clause 3(ii) of the Order is not applicable to the Company.
- (iii) In respect of the loans, secured or unsecured, granted by the Company to companies, firms, Limited Liability Partnerships or other parties covered in the register maintained under Section 189 of the Companies Act, 2013:
  - a. In our opinion and according to the information and explanations given to us, the terms and conditions of grant of such loans are prima facie not prejudicial to the interest of the company.
  - b. As per the information and explanations given to us, in respect of loan granted, repayment of principal amount and payment of interest have been regular as per stipulations.
  - c. There are no overdue amounts as at the year-end in respect of both principal and interest.
- (iv) In our opinion and according to the information and explanations given to us, the Company has complied with the provisions of Section 185 and 186 of the Act in respect of loans and investment and guarantee made/granted. The Company has not given any guarantee or provided any security in connection with such loan.
- (v) According to the information and explanations given to us, the Company has not accepted any deposit from the public within the meaning of Sections 73 to 76 of the Act and the rules framed thereunder to the extent notified.
- (vi) According to information and explanations provided by the management, the provisions of maintenance of cost records specified by the Central Government under section 148(1) of the Companies Act, 2013 are not applicable to the company during the year under reference.
- (vii)
  - a. The Company is generally regular in depositing with appropriate authorities undisputed statutory dues including Provident Fund, Employees' state insurance, Income Tax, Sales Tax, Goods and services tax, duty of customs, Value Added Tax, Cess, Goods and other material statutory dues applicable to it.
  - b. According to information and explanation given to us and the records of the company examined by us, the particulars of dues of Income tax, VAT/CST/GST, Entry tax, duty of customs / drawback, service tax and Municipal Tax as at 31<sup>st</sup> March, 2021 which have not been deposited on account of dispute are as follows.

Sr. No.	Name of Statute	Nature of Dues	Amt (Rs.in Lakhs)	Period to which the amount relates	Forum Where dispute is pending
1	West Bengal Tax on Entry of Goods in to Local Areas Act 2012	Entry Tax	5,547.00	2012-13, 2013-14, 2014-15, 2015-16, 2016-17 & 2017-18(Q1)	Kolkata High court
		Interest	5,930.00		
2	Custom Act, 1962	Custom Duty / Duty Drawback	17.17	Customs, Excise and Service Tax Appellate Tribunal, Ahmedabad	
3	West Bengal Value Added Tax Act 2003	VAT	55.35	2009-10	WBCT Appellate & Revisional Board, Kolkata
			0.82	2016-17 & 2017-18	WBVAT Act 2003 & CST act 1956
		CST	115.28	2012-13	Joint Commissioner of Sales Tax, Mumbai
5	E.S.I. Act, 1948	ESI	4.55	2017-19	Regional office, ESIC, Ahmedabad, Gujarat
6	Income Tax Act, 1961	Income Tax	5.08	2016-17	Assistant Commissioners office

- (viii) The Company has not taken any loans or borrowings from Financial Institutions, banks or Government or has not issued any debentures. Hence reporting under clause 3(viii) of the Order is not applicable to the Company.
- (ix) In our opinion and according to information provided to us, the Company has not raised any money by way of initial public offer or further public offer (Including Debt Instruments) and term loans during the year hence reporting under clause 3(ix) of the Order is not applicable to the Company. .
- (x) During the course of our examination of books and records of the Company carried out in accordance with the generally accepted auditing practice in India and according to the information and explanations given to us, we have neither come across any instance of material fraud by the company or on the company by its officers or employees have been noticed or reported during the year, nor have we been informed of such case by the Management.
- (xi) In our opinion and according to information provided to us, the company has paid/provided managerial remuneration in accordance with the requisite approvals mandated by the provisions of section 197 read with Schedule V to the Companies Act, 2013.
- (xii) In our opinion, the Company is not a Nidhi Company. Therefore the provisions of clause 3(xii) of the Order are not applicable to the Company and hence not commented upon.
- (xiii) According to information and explanations provided by the management, transactions with related parties are in compliance with section 177 and 188 of the companies act, 2013 where applicable and the details have been disclosed in the financial statements, as required by the applicable accounting standards.
- (xiv) In our opinion and according to information and explanations given to us, the company has not made any preferential allotment or private placement of shares or fully or partly convertible debentures during the year under review. Therefore the provisions of clause 3(xiv) of the Order are not applicable to the Company and not commented upon.
- (xv) According to information and explanations provided by the management, the company has not entered into any non-cash transactions with directors or persons connected with him as specified under Section 192 of the companies Act, 2013. Therefore the provisions of clause 3(xv) of the Order are not applicable to the Company and not commented upon.
- (xvi) According to information and explanation provided by the management, the provisions of Section 45-1A of the Reserve Bank of India Act, 1934 are not applicable to the Company and not commented upon.

For, M. M. Thakkar & Co.  
Chartered Accountants  
Firm Registration No.110905W  
**Darshak M Thakkar**  
Partner  
Membership No.103762  
UDIN: 21103762AAAAHU5250

Place: Ahmedabad  
Date : 21<sup>st</sup> June, 2021

**M.M.THAKKAR & CO.**  
**CHARTERED ACCOUNTANTS**

1, Galaxy Commercial Centre, First Floor, Jawahar Road, Rajkot-360001  
Phones: (0281) 2224290-9824212481 • e-mail: dmthakkar@hotmail.com

**ANNEXURE B: TO THE INDEPENDENT AUDITOR'S REPORT OF EVEN DATE ON THE STANDALONE FINANCIAL STATEMENTS OF GOKUL REFOILS & SOLVENT LIMITED**

(Referred to in paragraph 2 (f) under 'Report on Other Legal and Regulatory Requirements' section of our report of even date)

**Report on the Internal Financial Controls under Clause (i) of Sub-Section 3 of Section 143 of the Companies Act, 2013**

**Opinion**

We have audited the internal financial controls with reference to standalone financial statements of Gokul Refoils & Solvent Limited ("the Company") as of 31<sup>st</sup> March 2020 in conjunction with our audit of the standalone financial statements of the Company for the year ended on that date.

In our opinion, the Company has, in all material respects, adequate internal financial controls with reference to standalone financial statements and such internal financial controls were operating effectively as at 31 March 2020, based on the internal financial controls with reference to standalone financial statements criteria established by the Company considering the essential components of internal control stated in the Guidance Note on Audit of Internal Financial Controls Over Financial Reporting issued by the Institute of Chartered Accountants of India (the "Guidance Note").

**Management's Responsibility for Internal Financial Controls**

The Company's Management and the Board of Directors are responsible for establishing and maintaining internal financial controls based on the internal financial controls with reference to standalone financial statements criteria established by the Company considering the essential components of internal control stated in the Guidance Note. These responsibilities include the design, implementation and maintenance of adequate internal financial controls that were operating effectively for ensuring the orderly and efficient conduct of its business, including adherence to company's policies, the safeguarding of its assets, the prevention and detection of frauds and errors, the accuracy and completeness of the accounting records, and the timely preparation of reliable financial information, as required under the Companies Act, 2013 (hereinafter referred to as "the Act").

**Auditors' Responsibility**

Our responsibility is to express an opinion on the Company's internal financial controls with reference to standalone financial statements based on our audit. We conducted our audit in accordance with the Guidance Note and the Standards on Auditing, prescribed under section 143(10) of the Act, to the extent applicable to an audit of internal financial controls with reference to standalone financial statements. Those Standards and the Guidance Note require that we comply with ethical requirements and plan and perform the audit to obtain reasonable assurance about whether adequate internal financial controls with reference to standalone financial statements were established and maintained and whether such controls operated effectively in all material respects.

Our audit involves performing procedures to obtain audit evidence about the adequacy of the internal financial controls with reference to standalone financial statements and their operating effectiveness. Our audit of internal financial controls with reference to standalone financial statements included obtaining an understanding of such internal financial controls, assessing the risk that a material weakness exists, and testing and evaluating the design and operating effectiveness of internal control based on the assessed risk. The procedures selected depend on the auditor's judgement, including the assessment of the risks of material misstatement of the standalone financial statements, whether due to fraud or error.

We believe that the audit evidence we have obtained is sufficient and appropriate to provide a basis for our audit opinion on the Company's internal financial controls with reference to standalone financial statements.

**Meaning of Internal Financial Controls Over Financial Reporting**

A company's Internal Financial Control over financial reporting is a process designed to provide reasonable assurance regarding the reliability of financial reporting and the preparation of financial statements for external purposes in accordance with Generally Accepted Accounting Principles. A company's Internal Financial Control over financial reporting includes those policies and procedures that:

- (1) pertain to the maintenance of records that, in reasonable detail, accurately and fairly reflect the transactions and dispositions of the assets of the Company;
- (2) provide reasonable assurance that transactions are recorded as necessary to permit preparation of financial statements in accordance with Generally Accepted Accounting Principles, and that receipts and expenditures of the Company are being made only in accordance with authorisations of management and directors of the Company; and
- (3) provide reasonable assurance regarding prevention or timely detection of unauthorised acquisition, use, or disposition of the company's assets that could have a material effect on the financial statements.

### **Inherent Limitations of Internal Financial Controls Over Financial Reporting**

Because of the inherent limitations of internal financial controls over financial reporting, including the possibility of collusion or improper management override of controls, material misstatements due to error or fraud may occur and not be detected. Also, projections of any evaluation of the Internal Financial Controls over financial reporting to future periods are subject to the risk that the Internal Financial Control over financial reporting may become inadequate because of changes in conditions, or that the degree of compliance with the policies or procedures may deteriorate.

Place: Ahmedabad  
Date : 21<sup>st</sup> June, 2021

For, M. M. Thakkar & Co.  
Chartered Accountants  
Firm Registration No.110905W  
**Darshak M Thakkar**  
Partner  
Membership No.103762  
UDIN: 21103762AAAAHU5250

## Standalone Balance Sheet as on 31<sup>st</sup> March, 2021

Rs. in Lakhs

Particulars	Note No.	As on 31 <sup>st</sup> March, 2021	As on 31 <sup>st</sup> March, 2020
<b>1 ASSETS</b>			
<b>Non-current assets</b>			
(a) Property, plant and equipment	2	58.44	747.82
(b) Capital work-in-progress	2	55.54	222.90
(c) Investment Property	2.1	1,275.48	-
(d) Intangibles	2	1.00	3.70
(e) Financial Assets			
(i) Investments			
a) Investments in Subsidiaries and Associates	3	8,602.42	8,602.42
b) Other Investments	3.1	0.95	0.95
(ii) Loan	4	3,462.18	3,234.89
(iii) Other Financial Assets	5	6.62	6.62
(f) Deferred tax assets (Net)	6	248.28	246.36
(g) Other Non-Current Assets	7	101.82	103.77
		<b>13,812.75</b>	<b>13,169.44</b>
<b>Current assets</b>			
(a) Inventories	8	-	-
(b) Financial assets			
(i) Investments	9	1,950.36	3,499.14
(ii) Trade receivables	10	104.44	723.25
(iii) Cash and Cash Equivalents	11	11.55	851.17
(iv) Other Bank balance	12	0.89	45.35
(v) Loans	13	1,210.30	1,210.30
(vi) Others Financial Assets	14	52.60	63.83
(c) Other current assets	15	5,162.78	7,346.78
		<b>8,492.91</b>	<b>13,739.83</b>
<b>Total Assets</b>		<b>22,305.66</b>	<b>26,909.27</b>
<b>2 EQUITY AND LIABILITIES</b>			
<b>EQUITY</b>			
(a) Equity share capital	16	1,979.90	2,637.90
(b) Other equity	17	19,268.23	23,135.10
<b>Total equity</b>		<b>21,248.13</b>	<b>25,773.00</b>
<b>LIABILITIES</b>			
<b>Non-current liabilities</b>			
(a) Provisions	18	26.65	23.65
		<b>26.65</b>	<b>23.65</b>
<b>Current liabilities</b>			
(a) Financial liabilities			
(i) Trade payables	19		
(a) Total outstanding dues of micro and small enterprises		-	9.71
(b) Total outstanding dues of creditors other than micro and small enterprises		57.39	98.47
(ii) Other Financial liabilities	20	1.11	0.95
(b) Other current liabilities	21	952.58	967.34
(c) Provisions	22	6.35	13.15
(d) Current Tax Liabilities (Net)	23	13.45	23.00
		<b>1,030.88</b>	<b>1,112.62</b>
<b>Total Liabilities</b>		<b>1,057.53</b>	<b>1,136.27</b>
<b>Total Equity and Liabilities</b>		<b>22,305.66</b>	<b>26,909.27</b>
Significant accounting policies	1		
Notes forming part of Financial Statements	2 to 43		

As per our report of even date attached

For and on behalf of the board

**For M. M. THAKKAR & CO.**  
Chartered Accountants  
(Registration No: 110905W)

**Balvantsinh C Rajput**  
Chairman and Managing Director  
(DIN 00315565)

**Shaunak Mandalia**  
Director & Chief Financial Officer  
(DIN 06649347)

**Darshak M Thakkar**  
Partner  
Membership No:103762  
UDIN : 21103762AAAAHU5250

**Praveen Khandelwal**  
Chief Executive Officer

**Abhinav Mathur**  
Company Secretary  
Membership No.A22613

21<sup>st</sup> June, 2021, Ahmedabad

21<sup>st</sup> June, 2021, Ahmedabad

## Standalone Profit & Loss for the year ended 31<sup>st</sup> March, 2021

Rs. in Lakhs

Particulars	Note No.	As on 31 <sup>st</sup> March, 2021	As on 31 <sup>st</sup> March, 2020
<b>INCOME</b>			
Revenue from operations	24	1,002.77	1,757.13
Other income	25	600.16	1,127.16
<b>Total Income</b>		<b>1,602.93</b>	<b>2,884.29</b>
<b>EXPENSES</b>			
Purchase of Stock in Trade	26	792.50	1,046.35
Changes In Inventories Of Finished Goods, Work-In-Progress And Stock-In-Trade	27	-	-
Employee benefits expense	28	185.50	217.58
Finance costs	29	0.36	0.69
Depreciation and amortization expense	2	49.03	23.36
Other expenses	30	217.89	289.75
<b>Total Expenses</b>		<b>1,245.28</b>	<b>1,577.72</b>
<b>Profit/(loss) before exceptional items and tax</b>		<b>357.65</b>	<b>1,306.57</b>
<b>Profit/(loss) before tax</b>		<b>357.65</b>	<b>1,306.57</b>
<b>Tax expense:</b>			
Current tax		54.16	58.49
Deferred tax Liability / (Assets)	6	0.10	493.51
Adjustment of Tax for earlier years		7.71	12.79
Less: MAT credit entitlement		-	-
<b>Income tax expense</b>		<b>61.98</b>	<b>564.80</b>
<b>Net Profit/(Loss) from ordinary activities after tax</b>		<b>295.67</b>	<b>741.77</b>
<b>Other comprehensive income / (Expenses)</b>			
A) Items that will not be reclassified to profit or loss			
(i) Remeasurement gains (losses) on defined benefit plans (Gratuity)	31	-8.02	2.62
Income Tax related to items that will not be reclassified to Profit or Loss	6	-2.02	0.64
<b>Other comprehensive income for the year</b>		<b>-6.00</b>	<b>1.98</b>
<b>Total comprehensive income for the year</b>		<b>289.67</b>	<b>743.75</b>
<b>Earning per equity share:</b>			
Earning per equity share	37		
(1) Basic In Rupees		0.30	0.56
(2) Diluted In Rupees		0.30	0.56
Significant accounting policies	1		
Notes forming part of Financial Statements	2 to 43		

As per our report of even date attached

For and on behalf of the board

**For M. M. THAKKAR & CO.**  
Chartered Accountants  
(Registration No: 110905W)

**Darshak M Thakkar**  
Partner  
Membership No:103762  
UDIN : 21103762AAAAHU5250

21<sup>st</sup> June, 2021, Ahmedabad

**Balvantsinh C Rajput**  
Chairman and Managing Director  
(DIN 00315565)

**Praveen Khandelwal**  
Chief Executive Officer

**Shaunak Mandalia**  
Director & Chief Financial Officer  
(DIN 06649347)

**Abhinav Mathur**  
Company Secretary  
Membership No.A22613

21<sup>st</sup> June, 2021, Ahmedabad

## Standalone Cash Flow Statement for the year ended 31<sup>st</sup> March, 2021

Rs. in Lakhs

Particulars	For the year ended on 31 <sup>st</sup> March, 2021	For the year ended on 31 <sup>st</sup> March, 2020
<b>A. Cash Flow From Operating Activities</b>		
Profit before tax for the year	357.65	1,306.57
<b>Adjustment For :-</b>		
Depreciation and amortization expenses	49.03	23.36
Interest Income	(465.35)	(633.48)
Interest Expenses - other	0.36	0.34
Dividend Income	(0.00)	-
(Profit)/Loss From Partnership Firm	(120.34)	(68.47)
Gain On Sale Of Mutual Fund	(0.97)	-
Provision For Retirement Benefits	19.59	13.41
<b>Total</b>	<b>(517.68)</b>	<b>(664.84)</b>
<b>Operating Profit ( Loss) Before Working Capital Changes</b>	<b>(160.03)</b>	<b>641.74</b>
<b>Adjustment For :-</b>		
( Increase)/ Decrease In Other Non Current Assets	1.95	14.32
( Increase)/ Decrease In Inventories	-	0.23
( Increase)/ Decrease In Trade Receivables	618.82	(720.54)
( Increase)/ Decrease In Other Bank balance	44.46	(39.87)
( Increase)/ Decrease In Current Others Financial Assets	11.24	6.04
( Increase)/ Decrease In Others Current Assets	2,184.00	1,721.31
<b>Adjustment For :-</b>		
Increase / (Decrease) In Current Financial Liabilities - Trade Payables	(50.79)	(185.23)
Increase / (Decrease) In Current Financial Liabilities - Other Liabilities	0.16	(15.39)
Increase / (Decrease) In Other Current Liabilities	(36.21)	(316.58)
<b>Cash Generated From Operations</b>	<b>2,613.59</b>	<b>1,106.02</b>
Direct Tax (Paid) /Received	(69.43)	(72.35)
Retirement Benefits paid	(12.40)	(7.29)
Cash Flow Before Extraordinary Items	2,531.77	1,026.38
<b>Net Cash From Operating Activities Total</b>	<b>2,531.77</b>	<b>1,026.38</b>



## Standalone Cash Flow Statement for the year ended 31<sup>st</sup> March, 2021

Rs. in Lakhs

	Particulars	For the year ended on 31 <sup>st</sup> March, 2021	For the year ended on 31 <sup>st</sup> March, 2020
<b>B.</b>	<b>Net Cash Flow From Investment Activities</b>		-
	Sales Proceeds from Disposal of Gokul Refoils Pte. Ltd.	-	14.12
	Purchase Of Fixed Assets	-	(851.79)
	Purchase Of Investment Property	(465.08)	-
	(Increase)/Decrease Of Current Investment	1,903.39	667.50
	Interest Received	8.40	0.01
	Dividend Received	0.00	-
	Gain On Sale Of Mutual Fund	0.97	-
	Loan To Subsidiary /Associates	(4.18)	(17.45)
	<b>Net Cash From Investment Activities</b>	<b>1,443.51</b>	<b>(187.61)</b>
<b>C.</b>	<b>Cash Flows From Financing Activities</b>		-
	Interest Paid	(0.36)	-
	Payment for buy back of shares including transaction cost	(3,981.41)	-
	Payment of tax on buy back of share	(833.13)	-
	<b>Net Cash From Financial Activities</b>	<b>(4,814.90)</b>	-
	<b>Net Increase /(-) Decrease In Cash And Cash Equivalents</b>	<b>(839.62)</b>	<b>838.77</b>
	Opening Balance In Cash And Cash Equivalents	851.17	12.40
	<b>Closing Balance In Cash And Cash Equivalents</b>	<b>11.55</b>	<b>851.17</b>
	<b>Reconciliation of cash and cash equivalent with Balance sheet</b>		-
	cash and cash equivalent as per Balance sheet	11.55	851.17
	<b>Closing Balance In Cash And Cash Equivalents as per Balance sheet</b>	<b>11.55</b>	<b>851.17</b>

As per our report of even date attached

**For M. M. THAKKAR & CO.**Chartered Accountants  
(Registration No: 110905W)**Darshak M Thakkar**Partner  
Membership No:103762  
UDIN : 21103762AAAAHU525021<sup>st</sup> June, 2021, Ahmedabad**For and on behalf of the board****Balvantsinh C Rajput**Chairman and Managing Director  
(DIN 00315565)**Praveen Khandelwal**

Chief Executive Officer

**Shaunak Mandalia**Director & Chief Financial Officer  
(DIN 06649347)**Abhinav Mathur**Company Secretary  
Membership No.A2261321<sup>st</sup> June, 2021, Ahmedabad

# Statement of Changes in Equity for the Year Ended 31<sup>st</sup> March, 2021

## (a) Equity Share Capital

Rs. in Lakhs

Particulars	As on 31 <sup>st</sup> March, 2021		As on 31 <sup>st</sup> March, 2020	
	Number (in Lakhs)	Amount	Number (in Lakhs)	Amount
Balance at the beginning of the reporting period	1,318.95	2,637.90	1,318.95	2,637.90
Changes in Equity Share capital during the year	329.00	658.00	-	-
<b>Balance at the end of the reporting period</b>	<b>989.95</b>	<b>1,979.90</b>	<b>1,318.95</b>	<b>2,637.90</b>

## (b) Other Equity

Rs. in Lakhs

Particulars	Capital Redemption Reserve	Securities Premium Account	General Reserve	Retained Earning	Total
<b>Balance at 1<sup>st</sup> April, 2019</b>	-	379.05	6,238.84	15,773.46	22,391.34
Profit for the year				741.77	741.77
Other Comprehensive Income for the year				1.98	1.98
Total Comprehensive Income for the year				743.75	743.75
<b>Balance at 31<sup>st</sup> March, 2020</b>	-	379.05	6,238.84	16,517.21	23,135.10
(+) Transfer from Retained Earning	658.00	-	-	-	658.00
(-) Utilisation for buy back	-	-379.05	-	-2,910.95	-3,290.00
(-) Income tax on buyback	-	-	-	-833.13	-833.13
(-) Expenditure on buy back	-	-	-	-33.41	-33.41
(-) Transfer to capital redemption reserve	-	-	-	-658.00	-658.00
Profit for the year	-	-	-	295.67	295.67
Other Comprehensive Income for the year	-	-	-	-6.00	-6.00
<b>Total Comprehensive Income for the year</b>	-	-	-	<b>289.67</b>	<b>289.67</b>
<b>Balance at 31<sup>st</sup> March, 2021</b>	<b>658.00</b>	<b>-0.00</b>	<b>6,238.84</b>	<b>12,371.39</b>	<b>19,269.23</b>

As per our report of even date attached

### For M. M. THAKKAR & CO.

Chartered Accountants  
(Registration No: 110905W)

### Darshak M Thakkar

Partner  
Membership No:103762  
UDIN : 21103762AAAAHU5250

21<sup>st</sup> June, 2021, Ahmedabad

For and on behalf of the board

### Balvantsinh C Rajput

Chairman and Managing Director  
(DIN 00315565)

### Praveen Khandelwal

Chief Executive Officer

### Shaunak Mandalia

Director & Chief Financial Officer  
(DIN 06649347)

### Abhinav Mathur

Company Secretary  
Membership No.A22613

21<sup>st</sup> June, 2021, Ahmedabad

## STATEMENT ON SIGNIFICANT ACCOUNTING POLICIES

### BACKGROUND

Gokul Refoils and Solvent Limited ('the Company') is a Public Limited Company engaged in the business of trading in oil seeds and edible/non-edible oils and agro commodities and supply of services. The Company is listed on the Bombay Stock Exchange Limited (BSE) and National Stock Exchange of India Limited (NSE). The Company's registered office is at State Highway No.41, Near Sujapur Patia, Sidhpur, 384 151, Dist.Patan, Gujarat.

## 1 BASIS OF PREPARATION AND SIGNIFICANT ACCOUNTING POLICIES

### 1.1 BASIS OF PREPARATION OF ACCOUNTS

#### a) Statement of compliance with Ind AS

These financial statements have been prepared in accordance with the Indian Accounting Standards (hereinafter referred to as the 'Ind AS') as notified by Ministry of Corporate Affairs pursuant to Section 133 of the Companies Act, 2013 ('Act') read with of the Companies (Indian Accounting Standards) Rules, 2015 as amended and other relevant provisions of the Act. The accounting policies are applied consistently to all the periods presented in the financials.

#### b) Functional and presentation currency

These financial statements are presented in Indian rupees, which is the Company's functional currency. All amounts have been rounded to the nearest Lakh, unless otherwise indicated.

#### c) Basis of Measurement

These financial statements have been prepared on a historical cost convention basis, except for the following:

- (i) Certain financial assets and liabilities that are measured at fair value.
- (ii) Assets held for sale- Measured at the lower of (a) carrying amount and (b) Fair Value less cost to sell.
- (iii) Net defined benefit plans- Plan assets measured at Fair Value less present value of defined benefit obligation.
- (iv) Determining the Fair Value

While measuring the Fair Value of an asset or a liability, the Company uses observable market data as far as possible. Fair values are categorised into different levels in a Fair Value hierarchy based on the inputs used in the valuation techniques as follows.

Level 1: Quoted prices (unadjusted) in active markets for identical assets or liabilities.

Level 2: inputs other than quoted prices included in Level 1 that are observable for the asset or liability, either directly (i.e. as prices) or indirectly (i.e. derived from prices).

Level 3: inputs for the asset or liability that are not based on observable market data (unobservable inputs).

If the inputs used to measure the Fair Value of an asset or a liability fall into different levels of the Fair Value hierarchy, then the fair value measurement is categorised in its entirety in the same level of the Fair Value hierarchy as the lowest level input that is significant to the entire measurement.

#### d) Use of Estimates and Judgement

The preparation of financial statements in accordance with Ind AS requires management to make judgments, estimates and assumptions that affect the application of accounting policies and the reported amount of assets, liabilities, income and expenses. Actual results may differ from these estimates. Estimates and underlying assumptions are reviewed on an ongoing basis. Revisions to the accounting estimates are recognized in the period in which the estimates are known or materialised. The most significant estimates and assumptions are described below:

##### (i) Judgements

Information about judgments made in applying accounting policies that have the significant effect on amounts recognised in the financial statement are as below:

- Leases identification- Whether an agreement contains a lease.
- Classification of lease - Whether Operating or Finance

## **(ii) Assumptions and Estimations**

Information about assumption and estimation uncertainties that have significant risk of resulting in a material adjustment are as below:

### **1. Impairment test of non-financial assets**

For the purpose of assessing recoverability of non-financial assets, assets are grouped at the lower levels for which there are individually identifiable cash flows (Cash Generating Units).

### **2. Allowance for bad debts**

The Management makes estimates related to the recoverability of receivables, whose book values are adjusted through an allowance for Expected losses. Management specifically analyzes accounts receivable, customers' creditworthiness, current economic trends and changes in customer's collection terms when assessing the adequate allowance for expected losses, which are estimated over the lifetime of the debts.

### **3. Recognition and measurement of Provisions and Contingencies**

The Company's Management estimates key assumptions about the likelihood and magnitude of an outflow of resources based on available information and the assumptions and methods deemed appropriate. Wherever required, these estimates are prepared with the assistance of legal counsel. As and when additional information becomes available to the Company, estimates are revised and adjusted periodically.

### **4. Recognition of Deferred Tax Assets**

The Management makes estimates as regards to availability of future taxable profits against which unabsorbed depreciation/ tax losses carried forward can be used.

### **5. Measurements of Defined benefit obligations**

The measurements are based on key actuarial assumptions.

### **6. Impact of COVID 19**

The Company has considered the possible impact that may arise from COVID-19, a global pandemic, on the carrying amount of its assets including inventory and receivables. In developing the assumptions relating to the impact of possible future uncertainties in global economic conditions because of this pandemic, the Company, as at the date of approval of these financial results has used internal and external sources of information including economic forecasts. The Company based on current estimates expects the carrying amount of the above assets will be recovered, net of provisions established.

### **e) Application of New Accounting Pronouncements**

Amendment to Ind AS 116 "Leases" – Insertion of practical expedient for COVID-19 related lease concessions.

1. The amendment provides lessee with a practical expedient and an exemption to assess whether a COVID-19 related rent concession is a lease modification to payments originally due on or before June 30, 2021. Amendment also requires disclosure of the amount recognised in statement of profit and loss to reflect changes in lease payments that arise from such concession. The Company has not recognised any amount as reversal of lease liability in the statement of profit and loss.

### **f) Current and non-current classification**

All assets and liabilities have been classified as current or non-current as per the Company's normal operating cycle (not exceeding twelve months) and other criteria set out in the Schedule III to the Act

### **g) Rounding of amounts**

All amounts disclosed in the financial statements and notes have been rounded off to the nearest Lakhs as per the requirement of Schedule III, unless otherwise stated.

## **1.2 SIGNIFICANT ACCOUNTING POLICIES**

### **a) Property, Plant and Equipment**

#### **(i) Recognition and measurement**

The Company had applied for the one time transition exemption of considering the carrying cost on the transition date i.e. 1<sup>st</sup> April, 2016 as the deemed cost under IND AS. Hence regarded thereafter as historical cost.

Free hold land is carried at cost. All other items of Property, Plant and Equipment are measured at cost (which includes capitalised borrowing costs) less accumulated depreciation and accumulated impairment losses, if any. The cost of an item of Property, Plant and Equipment comprises:

- a) its purchase price, including import duties and nonrefundable purchase taxes, after deducting trade discounts and rebates.
- b) any costs directly attributable to bringing the asset to the location and condition necessary for it to be capable of operating in the manner intended by the management.
- c) the initial estimate of the costs of dismantling and removing the item and restoring the site on which it is located.

If significant parts of an item of Property, Plant and Equipment have different useful lives, then they are accounted for as separate items (major components) of Property, Plant and Equipment and depreciated accordingly. Any gain or loss on disposal of an item of Property, Plant and Equipment is recognised in Statement of profit or loss.

#### (ii) Subsequent expenditure

Subsequent expenditure is capitalised only if it is probable that the future economic benefits associated with the expenditure will flow to the Company.

#### (iii) Depreciation, Estimated useful life and estimated residual value

Depreciation is calculated using the Straight Line Method, pro rata to the period of use, taking into account useful lives and residual value of the assets. The Company depreciates its property, plant and equipment over the useful life in the manner prescribed in Schedule II to the Act and management believe that useful life of assets are same as those prescribed in Schedule II to the Act. Depreciation is computed with reference to cost or revalued value as per previous GAPP as the case may be. The assets residual value and useful life are reviewed and adjusted, if appropriate, at the end of each reporting period. Gains and losses on disposal are determined by comparing proceeds with carrying amounts. These are included in the statement of Profit and Loss.

#### b) Investment Property

Property that is held for long-term rental yields or for capital appreciation or both, and that is not occupied by the Company, is classified as investment property. Investment property is measured initially at its cost, including related transaction costs and where applicable borrowing costs. Subsequent expenditure is capitalised to the asset's carrying amount only when it is probable that future economic benefits associated with the expenditure will flow to the Company and the cost of the item can be measured reliably. All other repairs and maintenance costs are expensed when incurred. When part of an investment property is replaced, the carrying amount of the replaced part is derecognised. Investment properties are subsequently measured at cost less depreciation. Investment properties are depreciated using the straight-line method over their estimated useful lives. Investment properties generally have a useful life of 25-40 years. The useful life has been determined based on technical evaluation performed by the management's expert

#### De-recognition

Investment properties are de-recognised either when they have been disposed of or when they are permanently withdrawn from use and no future economic benefit is expected from their disposal. The difference between the net disposal proceeds and the carrying amount of the asset is recognised in the statement profit or loss in the period of de-recognition

#### c) Intangible Assets

- A Intangible assets acquired separately are measured on initial recognition at cost. The cost of intangible assets acquired in a business combination is their fair value at the date of acquisition. Following initial recognition, intangible assets are carried at cost less any accumulated amortization and accumulated impairment losses.
- B Internally generated intangibles are not capitalised and the related expenditure is reflected in the Statement of Profit and Loss in the period in which the expenditure is incurred.
- C Trade Marks, Technical Know-how Fees and other similar rights are amortised over their estimated useful life.
- D Capitalised cost incurred towards purchase/ development of software is amortised using straight line method over its useful life of five years as estimated by the management at the time of capitalisation.
- E Intangible assets with indefinite useful lives are not amortised, but are tested for impairment annually, either individually or at the cash-generating unit level. The assessment of indefinite life is reviewed annually to determine whether the indefinite life continues to be supportable. If not, the change in useful life from indefinite to finite is made on a prospective basis.

- F An item of intangible asset initially recognised is derecognised upon disposal or when no future economic benefits are expected from its use or disposal. Any gain or loss arising on de-recognition of the asset [calculated as the difference between the net disposal proceeds and the carrying amount of the asset] is included in the Statement of Profit and Loss when the asset is derecognised.

## **b) Financial Instruments**

A financial instrument is any contract that gives rise to a financial asset of one entity and a financial liability or equity instrument of another entity. Financial instruments also include derivative contracts such as foreign currency foreign exchange forward contracts, interest rate swaps and currency options.

### **(i) Financial Assets**

A financial instrument is any contract that gives rise to a financial asset of one entity and a financial liability or equity instrument of another entity. Financial instruments also include derivative contracts such as foreign currency foreign exchange forward contracts, interest rate swaps and currency options.

#### **a) Classification**

The Company classifies its financial assets in the following measurement categories:

- those to be measured subsequently at Fair Value Through Other Comprehensive Income-[FVTOCI], or Fair Value Through Profit and Loss-[FVTPL] and - those measured at Amortised Cost.[AC]. The classification depends on the Company's business model for managing the financial assets and the contractual terms of the cash flows.

#### **b) Measurement**

At initial recognition, the Company measures a financial asset at its fair value. Transaction costs of financial assets carried at fair value through the Profit and Loss are expensed in the Statement of Profit and Loss.

#### **In case of investments**

##### **i) In Equity instruments**

- For subsidiaries, associates and Joint ventures - Investments are measured at cost and tested for impairment periodically. Impairment (if any) is charged to the Statement of Profit and Loss.
- For Other than subsidiaries, associates and Joint venture - Investments are measured at FVTOCI.

##### **ii) In Mutual fund**

Measured at FVTPL.

##### **iii) In Debt instruments**

The Company measures the debts instruments at Amortised Cost. Assets that are held for collection of contractual cash flows where those cash flows represent solely payment of principal and interest [SPPI] are measured at amortised cost. Gain or loss on a debt instrument that is subsequently measured at amortised cost and is not part of the hedging relationship, is recognised in profit or loss when the asset is derecognised or impaired. Interest income from these financial assets is included in finance income using the Effective interest rate method.

#### **c) Derecognition of financial assets**

A financial asset is derecognised only when:

- The Company has transferred the rights to receive cash flows from financial asset, or
- Retains the contractual rights to receive the cash flows of the financial assets, but assumes a contractual obligation to pay the cash flows to one or more recipients.

Where the Company has transferred an asset and has transferred substantially all risks and rewards of ownership of the financial asset, the financial asset is derecognised.

Where the Company has not transferred substantially all risks and rewards of ownership of the financial asset, the financial asset is not derecognised.

Where the Company has neither transferred a financial asset nor retains substantially all risks and rewards of ownership of the financial asset, the financial asset is derecognised if the Company has not retained the control of the financial asset. Where the Company retains the control of the financial asset, the asset is continued to be recognised to the extent of continuing involvement in the financial asset.

#### **d) Impairment of financial assets**

In accordance with Ind-AS 109, the Company applies Expected Credit Loss (ECL) Model for measurement and recognition of impairment loss on the following financial assets and credit risk exposure:

- a) Financial assets that are debt instruments and are measured at amortised cost e.g., loans, debt securities, deposits, and bank balance.
- b) Trade receivables

The Company follows 'simplified approach' for recognition of impairment loss allowance on:

- Trade receivables which do not contain a significant financing component. The application of simplified approach does not require the Company to track changes in credit risk. Rather, it recognises impairment loss allowance based on lifetime ECLs at each reporting date, right from its initial recognition.
- For recognition of impairment loss on other financial assets and risk exposure, the Company determines whether there has been a significant increase in the credit risk since initial recognition. ECL is used to provide for impairment loss.

#### **(ii) Financial Liabilities**

##### **a) Classification**

The Company classifies its financial liabilities in the following measurement categories:

- those to be measured subsequently at FVTPL and
- those measured at Amortised Cost (AC)

The classification depends on the Company's business model for managing the financial assets and the contractual terms of the cash flows.

##### **b) Initial recognition and measurement**

Financial liabilities are classified, at initial recognition, as financial liabilities at FVTPL or AC. All financial liabilities are recognised initially at Fair Value and, in the case of loans and borrowings and payables, net of directly attributable transaction costs. The Company's financial liabilities include trade and other payables, loans and borrowings including bank overdrafts, financial guarantee contracts and derivative financial instruments. For trade and other payables maturing within one year from the balance sheet date, the carrying amount approximate to fair value due to the short maturity of these instruments.

##### **c) Financial liabilities at FVTPL**

Financial liabilities at FVTPL include financial liabilities designated upon initial recognition as at Fair Value Through Profit or Loss. Financial liabilities are classified as held for trading if they are incurred for the purpose of repurchasing in the near term. This category also includes derivative financial instruments entered into by the Company that are not designated as hedging instruments in hedge relationships as defined by Ind-AS 109. Separated embedded derivatives are also classified as held for trading unless they are designated as effective hedging instruments.

Gains or losses on liabilities held for trading are recognised in the profit or loss.

Financial liabilities designated upon initial recognition at FVTPL are designated at the initial date of recognition, only if the criteria in Ind-AS 109 are satisfied. For liabilities designated as FVTPL, Fair Value gains/ losses attributable to changes in own credit risk are recognized in OCI. These gains/loss are not subsequently transferred to statement of profit or loss. However, the Company may transfer the cumulative gain or loss within equity. All other changes in fair value of such liability are recognised in the statement of profit or loss.

##### **d) Loans and borrowings**

After initial recognition, interest-bearing loans and borrowings are subsequently measured at amortised cost using the Effective Interest Rate (EIR) method. Gains and losses are recognised in profit or loss when the liabilities are derecognised as well as

through the EIR amortisation process. AC is calculated by taking into account any discount or premium on acquisition and fees or costs that are an integral part of the EIR. The EIR amortisation is included as finance costs in the statement of profit and loss. This category generally applies to interest-bearing loans and borrowings.

**e) Derecognition**

A financial liability is derecognised when the obligation under the liability is discharged or cancelled or expires. When an existing financial liability is replaced by another from the same lender on substantially different terms, or the terms of an existing liability are substantially modified, such an exchange or modification is treated as the derecognition of the original liability and the recognition of a new liability. The difference in the respective carrying amounts is recognised in the statement of profit or loss.

**f) Offsetting of financial instruments**

Financial assets and financial liabilities are offset and the net amount is reported in the balance sheet if there is a currently enforceable legal right to offset the recognised amounts and there is an intention to settle on a net basis, to realise the assets and settle the liabilities simultaneously. The legally enforceable right must not be contingent on future events and must be enforceable in the normal course of business and in the event of default, insolvency or bankruptcy of the Company or the counterparty.

**g) Derivative financial instruments**

The Company uses derivative financial instruments, such as forward currency contracts, interest rate swaps and forward commodity contracts to hedge its foreign currency risks, interest rate risks and commodity price risks respectively. Such derivative financial instruments are initially recognised at Fair Value on the date on which a derivative contract is entered into and are subsequently re-measured at Fair Value. Derivatives are carried as financial assets when the Fair Value is positive and as financial liabilities when the Fair Value is negative.

**c) Inventories**

Inventories are measured at the lower of cost and net realisable value after providing for obsolesce, if any, except for realisable by-products which are measured at net realisable value. The cost (Net of Input Tax Credit availed ) of inventories is determined using the first-in first out (FIFO) method and includes expenditure incurred in acquiring inventories, production or conversion and other costs incurred in bringing them to their respective present location and condition. In the case of manufactured inventories and work in progress, cost includes an appropriate share of production overheads based on normal operating capacity. The comparison of cost and Net Realisable value is made on an item by item basis. Net realisable value is estimated selling price in the ordinary course of business, less estimated cost of completion and the estimated costs necessary to make the sale. The net realisable value of work in progress is determined with reference to selling prices of finished products.

**d) Trade Receivable**

Trade receivable are recognised initially at Fair Value and subsequently measured at AC using the effective interest method less provision for impairment. As per Ind AS 109 the Company has applied ECL for recognising the allowance for doubtful debts. Where Company has offered extended credit period [ECP] to the debtors, the said amount is recorded at present value, with corresponding credit in the statement of profit and loss over the tenure of the extended credit period.

**e) Cash and Cash Equivalent**

For the purpose of presentation in the statement of the cash flows, cash and cash equivalent includes the cash and cheques in hand, deposits held at call with financial institutions other short term, highly liquid investments with original maturity of three months or less that are readily convertible to known amounts of cash and which are subject to an insignificant risk of changes in value.

**f) Contributed Equity**

Equity shares are classified as equity. Incidental costs directly attributable to the issue of new shares or options are shown in equity as a deduction, net of tax, from the proceeds.

**I) Dividends**

Provision is made for the amount of any dividend declared, in the year in which it is approved by shareholders.

**II) Earnings per share**

**(i) Basic earnings per share**

Basic earnings per shares is calculated by dividing Profit/(Loss) attributable to equity holders (adjusted for amounts directly charged to Reserves) before/after Exceptional Items (net of tax) by Weighted average number of Equity shares, (excluding treasury shares).



**(ii) Diluted earnings per share**

Diluted earnings per shares is calculated by dividing Profit/(Loss) attributable to equity holders (adjusted for amounts directly charged to Reserves) before/after Exceptional Items (net of tax) by Weighted average number of Equity shares (excluding treasury shares) considered for basic earning per shares including dilutive potential Equity shares.

**g) Borrowing**

Borrowings are initially recognised at Fair Value, net of transaction costs incurred. Borrowings are subsequently measured at AC. Any difference between the proceeds (net of transaction costs) and the redemption amount is recognised in profit or loss over the period of borrowings using the effective interest method. Processing/Upfront fee are treated as prepaid asset and netted off from borrowings. The same is amortised over the period of the facility to which it relates. Preference shares are classified as liabilities. The dividends on these preference shares, if approved, by shareholders in the forthcoming Annual General Meeting, are recognised in profit or loss as finance costs, in the year when approved. Borrowings are derecognised from the balance sheet when the obligation specified in the contract is discharged, cancelled or expired. The difference between the carrying amount of the financial liability that has been extinguished or transferred to another party and the consideration paid including any non-cash assets transferred or liability assumed, is recognised in Statement of profit or loss as other gains or (losses). Borrowings are classified as current liabilities unless the Company has an unconditional right to defer the settlement of liabilities for at least twelve months after the reporting period. Where there is a breach of a material provision of a long term loan arrangement on or before the end of the reporting period with the effect that the liability becomes payable on demand on the reporting date, the same is classified as current unless the lender agreed, after the reporting period and before the approval of financial statements for issue, not to demand payment as a consequence of the breach.

**h) Trade and Other payables**

These amounts represent liabilities for goods and services provided to the Company prior to the end of financial year which are unpaid at the period end. Trade and other payables are presented as current liabilities unless payment is not due within 12 months after the reporting period. They are recognised initially at their Fair Value and subsequently measured at amortised cost using the effective interest method.

**i) Foreign Currency Transactions**

Transactions in foreign currencies are translated into the functional currencies of the Company at the exchange rate prevailing at the date of the transactions. Monetary assets (other than investments in companies registered outside India) and liabilities denominated in foreign currencies are translated into the functional currency at the exchange rate at the reporting date. Investments in companies registered outside India are converted at rate prevailing at the date of acquisition. Non-monetary assets and liabilities that are measured at Fair Value in a foreign currency are translated into the functional currency at the exchange rate when the Fair Value was determined. Non-monetary items that are measured based on historical cost in a foreign currency are not translated. Difference on account of changes in foreign currency are generally charged to the statement of profit & loss.

**j) Revenue Recognition**

Revenue is recognized on satisfaction of performance obligation upon transfer of control of promised products or services to customers in an amount that reflects the consideration the Company expects to receive in exchange for those products or services.

The Company does not expect to have any contracts where the period between the transfer of the promised goods or services to the customer and payment by the customer exceeds one year. As a consequence, it does not adjust any of the transaction prices for the time value of money.

The Company satisfies a performance obligation and recognises revenue over time, if one of the following criteria is met:

- 1 The customer simultaneously receives and consumes the benefits provided by the Company's performance as the Group performs; or
- 2 The Company's performance creates or enhances an asset that the customer controls as the asset is created or enhanced; or
- 3 The Company's performance does not create an asset with an alternative use to the Company and an entity has an enforceable right to payment for performance completed to date.

For performance obligations where one of the above conditions are not met, revenue is recognised at the point in time at which the performance obligation is satisfied.

**(i) Sale of goods**

Revenue is recognised on the basis of customer contracts and the performance obligation contained therein. Revenues is recognised at a point in time when the control to the buyer of goods or services is transferred to a customer. Control lies with

the customer if the customer can independently determine the use of and consume the benefit derived from a product or service. Revenue from product deliveries are recognised at a point in time based on an overall assessment of the existence of a right to payment, the allocation of ownership rights, the transfer of risks and rewards, and acceptance by the customer. The goods are often sold with volume discounts/ pricing incentives and customers have a right to return damaged products. Revenue from sales is based on the price in the sales contracts, net of discounts. Historical experience, specific contractual terms and future expectations of sales are used to estimate and provide for damage claims. No element of financing is deemed present as the sales are made with the normal credit terms as per prevalent trade practice and credit policy followed by the Company and normal credit terms.

(ii) **Sale of Services**

Revenue from services is recognised when agreed contractual task has been completed.

(iii) **Other Income**

- a) Dividend income is recognised when right to receive dividend is established which is generally when share holders approve the dividend.
- b) Interest and other income are recognised on accrual basis on time proportion basis and measured at effective interest rate.
- c) Other income is recognised when no significant uncertainty as to its determination or realisation exists.

(iv) **Export Incentives**

Export incentives under various schemes notified by government are accounted for in the year of exports based on eligibility and when there is no uncertainty in receiving the same and is included in revenue in the statement of profit and loss due to its operating nature.

(v) **Insurance Claims**

Claims receivable on account of insurance are accounted for to the extent the Company is virtually certain of their ultimate collection

**k) Government Grants**

- (i) Grants from the Government are recognised at their Fair Value where there is a reasonable assurance that the grant will be received and the Company will comply with all the attached conditions.
- (ii) Government grant relating to purchase of Property, Plant and Equipment are included in "Other current/ non-current liabilities" as Government Grant - Deferred Income and are credited to Profit or loss on a straight line basis over the expected life of the related asset and presented within "Other Operating revenue".

**l) employee Benefits**

(i) **During Employment benefits**

**(a) Short term employee benefits**

Short-term employee benefits are expensed as the related service is provided. A liability is recognised for the amount expected to be paid if the Company has a present legal or constructive obligation to pay this amount as a result of past service provided by the employee and the obligation can be estimated reliably.

(ii) **Post-Employment benefits**

**(a) Defined contribution plans**

A defined contribution plan is a post-employment benefit plan under which Company pays fixed contribution into a separate entity and will have no legal or constructive obligation to pay future amounts. The Company makes specified monthly contributions towards government administered Provident Fund scheme. Obligations for contributions to defined contribution plans are expensed as the related service is provided. Prepaid contributions are recognised as an asset to the extent that a cash refund or a reduction in future payments is available.

**(b) Defined benefit plans**

The Company pays gratuity to the employees who have completed five years of service with the company at the time when employee leaves the Company. The gratuity is paid as per the provisions of Payment of Gratuity Act, 1972. The gratuity liability amount is contributed to the approved gratuity fund formed exclusively for gratuity payment to the employees. The liability in respect of gratuity and other post-employment benefits is calculated using the Projected Unit Credit Method and spread over the periods during which the benefit is expected to be derived from employees' services. Re-measurement of defined benefit plans in respect of post-employment are charged to Other Comprehensive Income.

**(c) Termination Benefits**

Termination benefits are payable when employment is terminated by the Company before the normal retirement date or when an employee accepts voluntary redundancy in exchange for these benefits. In case of an offer made to encourage voluntary redundancy, the termination benefits are measured based on the number of employees expected to accept the offer. Benefits falling due more than twelve months after the end of reporting period are discounted to the present value.

**m) Income Tax**

Income tax expense comprises current and deferred tax. Tax is recognised in statement of profit and loss, except to the extent that it relates to items recognised in the other comprehensive income or in equity. In such cases, the tax is also recognised in the other comprehensive income or in equity.

**(a) Current Tax**

Current tax assets and liabilities are measured at the amount expected to be recovered from or paid to the taxation authorities, based on tax rates and laws that are enacted or subsequently enacted at the Balance sheet date.

Current tax assets and liabilities are offset only if, the Company:

- a) has a legally enforceable right to set off the recognised amounts; and
- b) intends either to settle on a net basis, or to realise the asset and settle the liability simultaneously.

**(b) Deferred Tax**

Deferred tax is recognised on temporary differences between the carrying amounts of assets and liabilities in the financial statements and the corresponding tax bases used in the computation of taxable profit. Deferred tax liabilities and assets are measured at the tax rates that are expected to apply in the period in which the liability is settled or the asset realised, based on tax rates (and tax laws) that have enacted or subsequently enacted by the end of the reporting period. The carrying amount of deferred tax liabilities and assets are reviewed at the end of each reporting period. Deferred tax is recognised to the extent that it is probable that future taxable profit will be available against which they can be used.

The measurement of deferred tax reflects the tax consequences that would follow from the manner in which the Company expects, at the reporting date, to recover or settle the carrying amount of its assets and liabilities.

Deferred tax assets and liabilities are offset only if:

- a) the Company has a legally enforceable right to set off current tax assets against current tax liabilities; and
- b) the deferred tax assets and the deferred tax liabilities relate to income taxes levied by the same taxation authority on the same taxable Company.

**n) Borrowing Costs**

General and specific Borrowing costs that are directly attributable to the acquisition, construction or production of a qualifying asset that necessarily takes a substantial period of time to get ready for its intended use are capitalised as part of the cost of that asset till the date it is ready for its intended use or sale. Other borrowing costs are recognised as an expense in the period in which they are incurred. Investment income earned on the temporary investment of specific borrowings pending their expenditure on qualifying assets is deducted from the borrowing cost eligible for capitalisation. All other borrowing costs are charged to the statement of profit and loss for the period for which they are incurred.

**o) Leases**

At the inception it is assessed, whether a contract is a lease or contains a lease. A contract is a lease or contains a lease if it conveys the right to control the use of an identified asset, for a period of time, in exchange for consideration.

To assess whether a contract conveys the right to control the use of an identified asset, company assesses whether the contract involves the use of an identified asset. Use may be specified explicitly or implicitly.

Use should be physically distinct or represent substantially all of the capacity of a physically distinct asset.

If the supplier has a substantive substitution right, then the asset is not identified.

Company has the right to obtain substantially all of the economic benefits from use of the asset throughout the period of use.

Company has the right to direct the use of the asset.

In cases where the usage of the asset is predetermined the right to direct the use of the asset is determined when the company has the right to use the asset or the company designed the asset in a way that predetermines how and for what purpose it will be used.

Company has the right to obtain substantially all of the economic benefits from use of the asset throughout the period of use

**1 Company has the right to direct the use of the asset.**

**2 In cases where the usage of the asset is predetermined the right to direct the use of the asset is determined when the company has the right to use the asset or the company designed the asset in a way that predetermines how and for what purpose it will be used.**

At the commencement or modification of a contract, that contains a lease component, company allocates the consideration in the contract, to each lease component, on the basis of its relative standalone prices. For leases of property, it is elected not to separate non-lease components and account for the lease and non-lease components as a single lease component.

**As a Lessee:**

Company recognizes a right-of-use asset and a lease liability at the lease commencement date.

**Right-of-use asset (ROU):**

The right-of-use asset is initially measured at cost. Cost comprises of the initial amount of the lease liability adjusted for any lease payments made at or before the commencement date, any initial direct costs incurred by the lessee, an estimate of costs to dismantle and remove the underlying asset or to restore the underlying asset or the site on which it is located less any lease incentives received.

After the commencement date, a lessee shall measure the right-of-use asset applying cost model, which is Cost less any accumulated depreciation and any accumulated impairment losses and also adjusted for certain re-measurements of the lease liability.

Right-of-use asset is depreciated using straight-line method from the commencement date to the end of the lease term. If the lease transfers the ownership of the underlying asset to the company at the end of the lease term or the cost of the right-of-use asset reflects company will exercise the purchase option, ROU will be depreciated over the useful life of the underlying asset, which is determined based on the same basis as property, plant and equipment.

**Lease liability:**

Lease liability is initially measured at the present value of lease payments that are not paid at the commencement date. Discounting is done using the implicit interest rate in the lease, if that rate cannot be readily determined, then using company's incremental borrowing rate. Incremental borrowing rate is determined based on entity's borrowing rate adjusted for terms of the lease and type of the asset leased.

Lease payments included in the measurement of the lease liability comprises of fixed payments (including in substance fixed payments), variable lease payments that depends on an index or a rate, initially measured using the index or rate at the commencement date, amount expected to be payable under a residual value guarantee, the exercise price under a purchase option that the company is reasonably certain to exercise, lease payments in an optional renewal period if the company is reasonably certain to exercise an extension option, and penalties for early termination of a lease unless the company is reasonably certain not to terminate early.

Lease liability is measured at amortised cost using the effective interest method. Lease liability is re-measured when there is a change in the lease term, a change in its assessment of whether it will exercise a purchase, extension or termination option or a revised in-substance fixed lease payment, a change in the amounts expected to be payable under a residual value guarantee and a change in future lease payments arising from change in an index or rate.

When the lease liability is re-measured corresponding adjustment is made to the carrying amount of the right-of-use asset. If the carrying amount of the right-of-use asset has been reduced to zero it will be recorded in statement of profit and loss.

Right-of-use asset is presented as a separate category under "Non-current assets" and lease liabilities are presented under "Financial liabilities" in the balance sheet.

Company has elected not to recognise right-of-use assets and lease liabilities for short term leases. The lease payments associated with these leases are recognised as an expense on a straight-line basis over the lease term.

#### Lessor

At the commencement or modification of a contract, that contains a lease component, company allocates the consideration in the contract, to each lease component, on the basis of its relative standalone prices.

At the inception of the lease, it is determined whether it is a finance lease or an operating lease. If the lease transfers substantially all of the risks and rewards incidental to ownership of the underlying asset, then it is a financial lease, otherwise it is an operating lease.

If the lease arrangement contains lease and non-lease components, then the consideration in the contract is allocated using the principles of IND AS 115. The company tests for the impairment losses at the year end. Payment received under operating lease is recognised as income on straight line basis, over the lease term.

The accounting policies applicable to the company as a lessor, in the comparative period, were not different from IND AS 116.

#### p) Non- Current assets held for sale

Non-Current assets are classified as held for sale if their carrying amount will be recovered principally through a sale transaction rather than through continuing use and sale is considered highly probable. They are measured at lower of their (a.) carrying amount and (b.) Fair Value less cost to sell. Non-current assets are not depreciated or amortised when they are classified as held for sale.

#### q) Provisions and contingent liabilities

Provisions are recognised when the Company has a present legal or constructive obligation as a result of past events, it is probable that an outflow of resources will be required to settle the obligation and the amount can be reliably estimated. Provisions are measured at the present value of management's best estimate of the expenditure required to settle the present obligation at the end of the reporting period. The discount rate used to determine the present value is a pretax rate that reflects current market assessments of the time value of money and the risks specific to the liability. The increase in the provision due to the passage of time is recognised as interest expenses. Contingent liabilities are disclosed in respect of possible obligations that arise from past events but their existence will be confirmed by the occurrence or non-occurrence of one or more uncertain future events not wholly within the control of Company or where any present obligation cannot be measured in terms of future outflow of resources or where a reliable estimate of the obligation cannot be made.

#### r) Exceptional Items

When items of income and expense within statement of profit and loss from ordinary activities are of such size, nature or incidence that their disclosure is relevant to explain the performance of the enterprise for the period, the nature and amount of such material items are disclosed separately as exceptional items.

### 1.3 RECENT ACCOUNTING PRONOUNCEMENTS

Ministry of Corporate affairs ("MCA") notifies new standards or amendments to the existing standards. There is no such notification which would have been applicable from April 1, 2020.

Note : 2 - Property Plant and Equipment as on 31<sup>st</sup> March, 2021

Rs. in Lakhs

Particulars	Gross Block			Depreciation Fund			Net Block		
	1 <sup>st</sup> April, 2020	Addition / Adjustment (+ or -)	(Sales) / (Retirement) / Transferred to IP	31 <sup>st</sup> March 2021	1 <sup>st</sup> April, 2020	Depreciation for the year	(Sales) / (Retirement) / Transferred to IP	31 <sup>st</sup> March 2021	31 <sup>st</sup> March, 2020
<b>Tangible Assets</b>									
Lease Hold Land	683.89	-	(683.89)	-	7.12	-	(7.12)	-	676.77
Office Equipments	4.90	-	-	4.90	3.33	0.68	-	4.01	1.57
Computers	7.20	-	-	7.20	6.37	0.24	-	6.61	0.83
Vehicles	104.42	-	-	104.42	35.77	11.69	-	47.45	68.66
<b>Total</b>	<b>800.41</b>	<b>-</b>	<b>(683.89)</b>	<b>116.52</b>	<b>52.59</b>	<b>12.62</b>	<b>(7.12)</b>	<b>58.08</b>	<b>747.82</b>
<b>Capital work-in-progress</b>									
Tangible Assets	55.54	-	-	55.54	-	-	-	-	55.54
Lease hold improvements	167.36	465.08	(632.44)	-	-	-	-	-	167.36
<b>Total</b>	<b>222.90</b>	<b>465.08</b>	<b>(632.44)</b>	<b>55.54</b>	<b>-</b>	<b>-</b>	<b>-</b>	<b>-</b>	<b>222.90</b>
<b>Intangible Assets</b>									
Software Licences	20.04	-	-	20.04	16.34	2.70	-	19.04	3.70
<b>Total</b>	<b>20.04</b>	<b>-</b>	<b>-</b>	<b>20.04</b>	<b>16.34</b>	<b>2.70</b>	<b>-</b>	<b>19.04</b>	<b>3.70</b>

Note - 2 - Property Plant and Equipment as on 31<sup>st</sup> March, 2020

Rs. in Lakhs

Particulars	Gross Block			Depreciation Fund			Net Block		
	1 <sup>st</sup> April, 2019	Addition / Adjustment (+ or -)	(Sales) / (Retirement) / Transferred to IP	31 <sup>st</sup> March, 2020	1 <sup>st</sup> April, 2019	Depreciation for the year	(Sales) / (Retirement) / Transferred to IP	31 <sup>st</sup> March, 2020	31 <sup>st</sup> March, 2019
<b>Tangible Assets</b>									
Lease Hold Land	-	683.89	-	683.89	-	7.12	-	7.12	-
Office Equipments	4.36	0.54	-	4.90	2.70	0.63	-	3.33	1.66
Computers	7.20	-	-	7.20	5.84	0.53	-	6.37	1.35
Vehicles	104.42	-	-	104.42	23.76	12.01	-	35.77	80.67
<b>Total</b>	<b>115.98</b>	<b>684.43</b>	<b>-</b>	<b>800.41</b>	<b>32.30</b>	<b>20.29</b>	<b>-</b>	<b>52.59</b>	<b>83.68</b>
<b>Capital work-in-progress</b>									
Tangible Assets	55.54	-	-	55.54	-	-	-	-	55.54
Lease hold improvements	-	167.36	-	167.36	-	-	-	-	-
<b>Total</b>	<b>55.54</b>	<b>167.36</b>	<b>-</b>	<b>222.90</b>	<b>-</b>	<b>-</b>	<b>-</b>	<b>-</b>	<b>55.54</b>
<b>Intangible Assets</b>									
Software Licences	20.04	-	-	20.04	13.28	3.06	-	16.34	6.76
<b>Total</b>	<b>20.04</b>	<b>-</b>	<b>-</b>	<b>20.04</b>	<b>13.28</b>	<b>3.06</b>	<b>-</b>	<b>16.34</b>	<b>6.76</b>

**Note : 2.1 - Investment Property as on 31<sup>st</sup> March ,2021**

Rs. in Lakhs

Particulars	Gross Block				Accumulated Depeciation					Net Block		
	1 <sup>st</sup> April, 2020	Addition / Adjustment (+ or -)	Transferred from PPE	(Sales) / (Retirement)	31 <sup>st</sup> March 2021	1 <sup>st</sup> April, 2020	Transferred from PPE	Depreciation for the year	(Sales) / (Retirement)	31 <sup>st</sup> March 2021	31 <sup>st</sup> March 2021	31 <sup>st</sup> March 2020
<b>Investment Property</b>												
Lease Hold Land	-	-	683.89	-	683.89	-	7.12	28.50	-	35.62	648.27	-
Buildings	-	632.44	-	-	632.44	-	-	5.22	-	5.22	627.21	-
<b>Total</b>	-	<b>632.44</b>			<b>-1,316.33</b>	-		<b>33.72</b>	-	<b>40.84</b>	<b>1,275.48</b>	-

**Note:**

During the year ended March 31, 2021, the Company has classified certain items of property, plant and equipment as Investment property, the net carrying value of these assets Rs.676.77 Lakhs. And have classified certain capital work in progress to Investment property, the net carrying value of these assets is Rs.63,243,612/-.

**Disclosure pursuant to Ind AS 40 "Investment Property"**

(i) Amount recognised in the Statement of Profit and Loss for Investment property:

Rs. in Lakhs

Sr. No.	Particulars	2020-21	2019-20
1	Rental income derived from Investment property	7.85	0
2	Direct operating expenses arising from Investment property that generated rental income	-	-
3	Direct operating expenses arising from Investment property that did not generate rental income	-	-

(ii) Fair value of Investment property is Rs. 1,842.00 Lakhs as on 31<sup>st</sup> March, 2021 (PY Rs. Nil)

(iii) The fair values of investment properties have been determined with the help of internal architectural department and independent valuer on a case to case basis. Fair value of properties that are evaluated by independent valuer amounts to Rs 1,842.00 Lakhs (Rs.NIL. Lakhs as at March 31, 2020). Valuation is based on government rates, market research, market trend and comparable values as considered appropriate.

**Note : 2A Leases****Leases in which the company is Lessee****Office Building**

The Company has leasing arrangements for office building. Non-cancellable period for this leasing arrangement is less than 12 months and the Company elected to apply the recognition exemption for short term leases to these leases. The lease amount is charged as rent. The total lease payments accounted for the year ended March 31, 2021 is Rs.13.80 Lakhs. (Previous year Rs 13.90 Lakhs).

**Leasehold Land**

During the year the company has purchased a leasehold land at a cost of Rs.683.89 Lakhs. The lease period remaining is 24 years. The company has made lump sum payment and is not required to pay any lease rent. Therefore there is no lease liability.

**A] As a Lessee****(a) Lease hold land - Right of use assets**

Rs. in Lakhs

Particulars	As on 31 <sup>st</sup> March, 2021
Balance as on 1 <sup>st</sup> April, 2020 (WDV)	676.77
Additions during the year	-
Deduction / transfer to IP during the year	-676.77
Depreciation charge for the year	-
<b>Balance as at 31 March 2021</b>	<b>-</b>

**(b) Lease liabilities: Nil**

### Note : 3 - Non Current Financial Assets - Investment

Rs. in Lakhs

Particulars	As on 31 <sup>st</sup> March, 2021	As on 31 <sup>st</sup> March, 2020
<b>Investment in Equity Shares and Convertible Preference Shares at (fully paid) - Unquoted :</b>		
<b>Investment in Associates</b>		
(i) 24,180 (Previous Year 24,180) Equity Shares of Gujarat Gokul Power Limited of Rs. 10 each	2.42	2.42
(ii) Fixed Capital Investment in 7.5% (Previous Year 7.5%) profit sharing Partnership Firm named Gokul Overseas	400.00	400.00
<b>Investment in Wholly Owned Subsidiaries</b>		
(iii) 50,000 (Previous Year 50,000) Equity Shares of Gokul Agri International Limited of Rs. 10 each	5.00	5.00
(iv) 8,19,50,000 (Previous Year 8,19,50,000) 2% Non-Cumulative Compulsory Convertible Preference Shares of Rs. 10 each	8,195.00	8,195.00
<b>Total Investment in Subsidiary / Associate - Non Current</b>	<b>8,602.42</b>	<b>8,602.42</b>

### Note : 3.1 - Non Current Financial Assets - Investment - Others

Rs. in Lakhs

Particulars	As on 31 <sup>st</sup> March, 2021	As on 31 <sup>st</sup> March, 2020
Investments in Government Or Trust Securities	0.95	0.95
<b>Total Investment Others - Non Current</b>	<b>0.95</b>	<b>0.95</b>

### Details of quoted investment and unquoted investments

Rs. in Lakhs

Particulars	As on 31 <sup>st</sup> March, 2021	As on 31 <sup>st</sup> March, 2020
Aggregate Amount Of Unquoted Investments	8,603.37	8,603.37

### Notes :

- i) (a) Investments in Subsidiaries and Associates are measured at cost and tested for impairment. Impairment (if any) denotes permanent diminution and charged to Statement of Profit and loss. Impairment in cases of unlisted securities is determined based on the valuation reports and in case of listed securities the same is determined based on the prevailing market prices.
- (b) Investments in other than Subsidiaries, Associates and Joint ventures are measured at FVTOCI. and is charged/ added to "Other Comprehensive Income". Fair Valuation of unlisted securities is determined based on the valuation reports and in case of listed securities the same is determined based on the prevailing market prices.
- ii) Pursuant to the Scheme of arrangement approved by the Hon'ble High court of Gujarat in 2015, The Company was allotted 8,19,50,000 2% Non-cumulative Redeemable preference shares having face value of Rs. 10 each fully paid up by its wholly owned subsidiary company Gokul Agri International Limited (GAIL) in consideration for transfer by way of slump sale of its "Sidhpur Undertakings". With the consent of the Board of Directors, these shares have been reclassified as "2% Non-Cumulative Compulsory Convertible Preference shares.

### Note : 4 - Non Current Financial Loans

Rs. in Lakhs

Particulars	As on 31 <sup>st</sup> March, 2021	As on 31 <sup>st</sup> March, 2020
<b>Loans to subsidiary &amp; Associate:</b>		
<b>Unsecured, Considered Good</b>		
Loan to Associates	3,462.18	3,234.89
Loan to Wholly Owned Subsidiaries	2,192.16	2,046.34
	1,270.03	1,188.55
<b>Total</b>	<b>3,462.18</b>	<b>3,234.89</b>



**Disclosures as per schedule V of SEBI (LODR) Regulation, 2015:**

a) Loans and advance in the nature of loans given to subsidiaries and associates

Rs. in Lakhs

Particulars	As on 31 <sup>st</sup> March, 2021	As on 31 <sup>st</sup> March, 2020
A) Gujarat Gokul Power Limited	2,192.16	2,046.34
B) Gokul Agri international Limited	1,270.03	1,188.55
<b>Total</b>	<b>3,462.18</b>	<b>3,234.89</b>

b) Company has given loans and advances including interest at the rate of 7.5% there on of Rs. 3462.18 Lakhs (Previous Year Rs. 3234.89 Lakhs) to its associates, firm/companies in which directors are interested.

- (i) The loans are given for business purpose.
- (ii) Details of investments made and guarantees provided are given in note 3 & 35 respectively.
- (iii) There are no outstanding debts from directors or other officers of the Company.

c) None of the loanees have made investment in share of the company.

**Note : 5 - Non Current Other Financial Assets**

Rs. in Lakhs

Particulars	As on 31 <sup>st</sup> March, 2021	As on 31 <sup>st</sup> March, 2020
<b>Security Deposits</b>		
Unsecured, Considered Good	6.62	6.62
<b>Total</b>	<b>6.62</b>	<b>6.62</b>

**Note : 6 - Movement in Deferred Tax (Liability)/Assets**

Rs. in Lakhs

Particulars	Net Balance 1 <sup>st</sup> April, 2020	Recognised Profit or Loss	Recognised in OCI	Net Balance on 31 <sup>st</sup> March, 2021
<b>(A) Deferred Tax Liabilities</b>				
1. Depreciation	-1.65	1.24		-0.41
<b>(B) Defferred Tax Assets</b>				
1. Retirement Benefits	7.79	-8.09	2.02	1.72
2. Disallowances under Income Tax Act.	231.33	6.51		237.84
3. Provision for Bad & Doubtful Debts	8.88	0.25		9.13
<b>Net Deferred Tax (Liabilities) / Assets</b>	<b>246.36</b>	<b>-0.10</b>	<b>2.02</b>	<b>248.28</b>

**Note : 6 - Movement in Deferred Tax (Liability)/Assets**

Rs. in Lakhs

Particulars	Net Balance 1 <sup>st</sup> April, 2019	Recognised Profit or Loss	Recognised in OCI	Net Balance on 31 <sup>st</sup> March, 2020
<b>(A) Deferred Tax Liabilities</b>				
1. Depreciation	-3.34	1.69		-1.65
<b>(B) Defferred Tax Assets</b>				
1. Retirement Benefits	12.56	-4.12	-0.64	7.79
2. Disallowances under Income Tax Act.	330.20	-98.86		231.33
3. Business Loss & Unabsorbed Depreciation	388.38	-388.38		-
4. Provision for Bad & Doubtful Debts	12.73	-3.84		8.88
<b>Net Deferred Tax (Liabilities) / Assets</b>	<b>740.52</b>	<b>-493.51</b>	<b>-0.64</b>	<b>246.36</b>

## Note : 6A

### Tax Expense

a) Amount recognised in Statement of Profit and Loss

Rs. in Lakhs

Particulars	For the year ended on 31 <sup>st</sup> March, 2021	For the year ended on 31 <sup>st</sup> March, 2020
<b>Continued Operation</b>		
Current Income Tax	54.16	58.49
Deferred tax Liability / (Assets)	0.10	493.51
Excess/(Short) Provision Of Earlier Years	7.71	12.79
Recognition of Other comprehensive income	(2.02)	0.64
<b>Tax Expenses for the year</b>	<b>59.96</b>	<b>565.44</b>

b) Reconciliation of Effective Tax Rate

Rs. in Lakhs

Particulars	For the year ended on 31 <sup>st</sup> March, 2021	For the year ended on 31 <sup>st</sup> March, 2020
Profit Before Tax	357.65	1,306.57
Tax using the Company's domestic tax rate	90.02	319.87
<b>Non-Deductible Tax Expenses</b>		
Excess Depreciation Disallowed	9.64	2.57
Disallowance U/S - 43B	2.91	3.92
Interest on Late Payment of TDS/ Income Tax	0.01	0.07
Donation	-	0.05
Loss on Sale of Investment	-	0.04
<b>Allowable Tax Expenses</b>		
Expenditure on Buyback debited to R&S	(8.52)	
Bad Debts Prov. Reversed	-	(0.03)
Leave Encashment Paid	(0.04)	(1.05)
Bonus paid Before 30.11.2020	(1.28)	(1.67)
Gratuity Paid(Contribution to LIC)	(7.69)	
Income exempt from Income taxes U/S 10(A)	(30.29)	(16.76)
<b>Items subject to differential tax rate</b>		
Rent on Investments Property	(0.59)	
Set-Off Carried Forward Business Loss	-	(248.51)
<b>Others</b>		
Excess/(Short) Provision of Income Tax of Earlier Years	7.71	12.79
<b>Deferred Tax Liability / (Assets) :-</b>		
Recognition of Other comprehensive income	(2.02)	0.64
Continues Business Operations	0.10	493.51
<b>Total Tax</b>	<b>59.96</b>	<b>565.44</b>
	16.76%	43.28%

### Note : 7 - Other Non Current Assets

Rs. in Lakhs

Particulars	As on 31 <sup>st</sup> March, 2021	As on 31 <sup>st</sup> March, 2020
<b>Balance with Government Authorities Unsecured, Considered Good:</b>		
Balance with Government Authorities	101.82	103.77
<b>Total</b>	<b>101.82</b>	<b>103.77</b>

**Note : 8 - Inventories**

Rs. in Lakhs

Particulars	As on 31 <sup>st</sup> March, 2021	As on 31 <sup>st</sup> March, 2020
A. Raw Materials		
B. Work-In-Progress		
C. Finished Goods		
D. Stock In Trade	-	-
E. Stores And Spares (Including Chemical, Fuel & Packing )	-	-
<b>Total</b>	<b>-</b>	<b>-</b>

**Note : 9 - Current Financial Assets - Investment**

Rs. in Lakhs

Particulars	As on 31 <sup>st</sup> March, 2021	As on 31 <sup>st</sup> March, 2020
<b>Investment measured at amoritised cost</b>		
(A) Investments In Partnership Firm	1,950.36	3,499.14
<b>Total</b>	<b>1,950.36</b>	<b>3,499.14</b>

**A. Details of quoted investment and unquoted investments**

Rs. in Lakhs

Particulars	As on 31 <sup>st</sup> March, 2021	As on 31 <sup>st</sup> March, 2020
Aggregate Amount Of Unquoted Investments	1,950.36	3,499.14
<b>Total</b>	<b>1,950.36</b>	<b>3,499.14</b>

**B. Details of Current Investments**

Rs. in Lakhs

Particulars	As on 31 <sup>st</sup> March, 2021	As on 31 <sup>st</sup> March, 2020
<b>(A) Investments In Partnership Firm</b>		
Gokul Overseas (Current Capital) - 7.5% (Previous Year 7.5%) profit sharing	1,950.36	3,499.14
<b>Total</b>	<b>1,950.36</b>	<b>3,499.14</b>

**C. Constitution of Gokul Oversees (Partnership Firm)**

Rs. in Lakhs

Name of Partner	% of Share in Profit /Loss	As on 31 <sup>st</sup> March, 2021		As on 31 <sup>st</sup> March, 2020	
		Fixed Capital (Amount)	Current Capital (Amount)	Fixed Capital (Amount)	Current Capital (Amount)
1. Shree Balvantsinh C. Rajput	37.5%	200.00	996.86	200.00	583.98
2. Smt. Bhikhiben B. Rajput	30%	200.00	804.11	200.00	389.15
3. Dharmendra B Rajput	25%	11.00	525.52	11.00	180.85
4. Gokul Refoils & Solvent Ltd.	7.5%	400.00	1,950.34	400.00	3,499.14
<b>Total</b>	<b>100%</b>	<b>811.00</b>	<b>4,276.83</b>	<b>811.00</b>	<b>4,653.11</b>

**Note : 10 - Current Financial Assets Trade Receivables**

Rs. in Lakhs

Particulars	As on 31 <sup>st</sup> March, 2021	As on 31 <sup>st</sup> March, 2020
<b>Trade receivables</b>		
Unsecured, Considered Good	104.44	723.25
Trade receivables - credit impaired	36.29	36.29
	<b>140.73</b>	<b>759.55</b>
Less: Impairment allowance (allowance for bad and doubtful debts)	36.29	36.29
<b>Total</b>	<b>104.44</b>	<b>723.25</b>

## Note : 11 - Current Financial Assets Cash and Cash Equivalents

Rs. in Lakhs

Particulars	As on 31 <sup>st</sup> March, 2021	As on 31 <sup>st</sup> March, 2020
<b>Cash And Cash Equivalent</b>		
Balances With Banks In Current Accounts	3.04	-504.23
Cheque, Draft on Hand	-	1,347.26
Cash On Hand	8.51	8.14
<b>Total</b>	<b>11.55</b>	<b>851.17</b>

## Note : 12 - Current Financial Assets Other Bank Balance

Rs. in Lakhs

Particulars	As on 31 <sup>st</sup> March, 2021	As on 31 <sup>st</sup> March, 2020
<b>Other Bank Balances</b>		
Fixed Deposit (Having Maturity More Than Three Months)*	0.89	45.35
<b>Total</b>	<b>0.89</b>	<b>45.35</b>

\* The Fixed Deposits have been pledged with banks as security for bank guarantee provided by Bank.

## Note : 13 - Current Financial Loans

Rs. in Lakhs

Particulars	As on 31 <sup>st</sup> March, 2021	As on 31 <sup>st</sup> March, 2020
<b>A. Loans And Advances To Related Parties</b>		
<b>B. Inter Corporate deposits</b>		
Unsecured, Considered Good	1,210.30	1,210.30
<b>Total</b>	<b>1,210.30</b>	<b>1,210.30</b>

## Note : 14 - Current Other Financial Assets

Rs. in Lakhs

Particulars	As on 31 <sup>st</sup> March, 2021	As on 31 <sup>st</sup> March, 2020
<b>A. Security Deposits</b>		
Unsecured, Considered Good	36.01	36.01
<b>B. Loans And Advances to Staff</b>		
Unsecured, Considered Good	16.59	27.82
<b>Total</b>	<b>52.60</b>	<b>63.83</b>

## Note : 15 - Other Current Assets

Rs. in Lakhs

Particulars	As on 31 <sup>st</sup> March, 2021	As on 31 <sup>st</sup> March, 2020
Balance with Govt. Authorities.	3,635.05	3,590.51
Advances to Suppliers	1,496.60	3,744.49
Other Receivables	23.40	10.05
Prepaid Expenses	7.73	1.73
<b>Total</b>	<b>5,162.78</b>	<b>7,346.78</b>

**Note : 16 - Equity Share Capital**

Rs. in Lakhs

Particulars	As on 31 <sup>st</sup> March, 2021		As on 31 <sup>st</sup> March, 2020	
	Number (in Lakhs)	Amount	Number (in Lakhs)	Amount
<b>Authorised</b>				
Equity Shares of Rs 2 each	1,750.00	3,500.00	1,750.00	3,500.00
<b>Issued</b>	-	-	-	-
Equity Shares of Rs 2 each	989.95	1,979.90	1,318.95	2,637.90
<b>Subscribed &amp; Paid up</b>	-	-	-	-
Equity Shares of Rs 2 each fully paid	989.95	1,979.90	1,318.95	2,637.90
<b>Total</b>	<b>989.95</b>	<b>1,979.90</b>	<b>1,318.95</b>	<b>2,637.90</b>

Company has issued only one class of equity shares having a face value of Rs. 2/- per share. Each holder of such equity share is entitled to one vote per share. In the event of liquidation of the company the holders of equity shares will be entitled to receive remaining assets of the company. The distribution will be in proportion to the number of equity shares held by the share holders.

**(a) Reconciliation of Number of shares outstanding and the amount of share capital**

Rs. in Lakhs

Particulars	Equity Shares (2020-21)		Equity Shares (2019-20)	
	Number (in Lakhs)	Amount	Number (in Lakhs)	Amount
Shares outstanding at the beginning of the year	0.01	0.03	1,318.95	2,637.90
Shares Issued during the year	-	-	-	-
Shares bought back during the year	329.00	658.00	-	-
Shares outstanding at the end of the year	-328.99	-657.97	1,318.95	2,637.90

**(b) Shareholders holding more than 5% equity share capital in the company**

Rs. in Lakhs

Name of Shareholder	As on 31 <sup>st</sup> March, 2021		As on 31 <sup>st</sup> March, 2020	
	No. of Shares held (in Lakhs)	% of Holding	No. of Shares held (in Lakhs)	% of Holding
Bhikhiben Balvantsinh Rajput	227	22.95	299	22.68
Balvantsinh Chandansinh Rajput	244	24.63	329	24.98
Dharmendrasinh Balvantsinh Rajput	82	8.30	153	11.60
Profitline Securities Private Ltd	158	15.92	158	11.95
Anand Rathi Global Finance Ltd	106	10.71	106	8.04

**(c) Aggregate no of equity shares issued during five years immediately preceding the date of balance sheet**

Rs. in Lakhs

Allotted as	No. of Share	No. of Share
<b>Equity Shares :</b>		
Fully paid up pursuant to contract(s) without payment being received in cash	-	-
Fully paid up by way of bonus shares	-	-
Shares bought back	-	-

During the year ended March, 31, 2021, the Company has bought back 3,29,00,000 Equity shares of Rs. 2/- each at a price of Rs. 12/- per Equity Share for an aggregate amount of Rs. 3,948 Lakhs, being 24.94% of the total number of Equity Shares of the paid-up Equity Share Capital of the Company. The said Equity Shares bought back were extinguished on October 6, 2020. Further an amount of Rs. 4,157 Lakhs (including income tax and direct buyback costs) has been utilized from Other Equity for the aforesaid Buy-back and Capital redemption reserve account of Rs.658 Lakhs (representing the nominal value of the Equity shares bought back) has been created as an apportionment from retained earnings. Consequent to the Buyback, the paid-up Equity share capital has reduced by Rs. 658 Lakhs and stands at Rs. 1,979.90 Lakhs consisting of 98,995,000 Equity Shares of Rs. 2/- each.

## Note : 17 - Other Equity

Rs. in Lakhs

Particulars	As on 31 <sup>st</sup> March, 2021	As on 31 <sup>st</sup> March, 2020
<b>a. Securities Premium Account</b>		
Opening Balance	379.05	379.05
(-)Utilisation for buy back	(379.05)	-
Closing Balance	-	379.05
<b>b. Capital Redemption Reserve</b>		
Opening Balance	-	-
(+) Transfer from Retained Earning	658.00	-
Closing Balance	658.00	-
<b>c. General Reserves</b>		
Opening Balance	6,238.84	6,238.84
Closing Balance	6,238.84	6,238.84
<b>d. Retained Earning</b>		
Opening balance	16,517.21	15,773.46
(-)Utilisation for buy back	(2,910.95)	-
(-) Income tax on buyback	(833.13)	-
(-) Expenditure on buy back	(33.41)	-
(-)Transfer to capital redemption reserve	(658.00)	-
(+) / (-) Surplus for the Year	289.67	743.75
Closing Balance	12,371.39	16,517.21
<b>Total</b>	<b>19,268.23</b>	<b>23,135.10</b>

### Nature and Purpose of Reserve:

#### Capital Reserve:

Pursuant to the Scheme of arrangement approved by the Hon'ble High court of Gujarat in 2015 which became effective from 1<sup>st</sup> January, 2015 the company had reinstated its tangible fixed assets pertaining to "Haldia Undertaking" at its fair value and the difference between book value and fair value amounting to Rs. 8,808.69 Lakhs had been credited to Capital Reserve account. In terms of the scheme as and when deemed fit by the Board, the said Capital Reserve is available for adjusting various expenses and specified items. Due to disposal of the Haldia Undertaking during the previous year the balance of capital reserve has been transferred to General Reserve.

#### Securities Premium:

Securities Premium represents, the premium received on issue of shares over and above the face value of equity shares. Such amount is available for utilisation in accordance with the provision of the Companies Act, 2013.

#### Capital Redumption Reserve:

Capital redemption reserve represents the nominal value of the shares bought back; and is created and utilised in accordance with Section 69 of the Companies Act, 2013.

#### General Reserve:

The general reserve is used from time to time to transfer profits from retained earnings for appropriation purposes. As the general reserve is created by a transfer from one component of equity to another and is not an item of other comprehensive income, items included in the general reserve will not be reclassified subsequently to profit or loss.

#### Retained Earnings:

The same is created out of profits over the years and shall be utilised as per the provisions of the Act.

**Note : 18- Non-current Provisions**

Rs. in Lakhs

Particulars	As on 31 <sup>st</sup> March, 2021	As on 31 <sup>st</sup> March, 2020
<b>Provision For Employee Benefits</b>		
Leave Encashment (Unfunded)	26.65	23.65
Provision for Gratuity	-	-
<b>Total</b>	<b>26.65</b>	<b>23.65</b>

**Note : 19 - Current liabilities Financial Trade Payables**

Rs. in Lakhs

Particulars	As on 31 <sup>st</sup> March, 2021	As on 31 <sup>st</sup> March, 2020
Due To Micro, Small And Medium Enterprises	-	9.71
Due to Others	57.39	98.47
<b>Total</b>	<b>57.39</b>	<b>108.18</b>

Note:

**DUES TO MICRO AND SMALL ENTERPRISES**

The Company has certain dues to suppliers registered under Micro, Small and Medium Enterprises Development Act, 2006 ('MSMED Act'). The disclosures pursuant Section 22 to the said MSMED Act are as follows:

Rs. in Lakhs

Particulars	As on 31 <sup>st</sup> March, 2021	As on 31 <sup>st</sup> March, 2020
The principal amount remaining unpaid to any supplier at the end of the year	-	9.71
Interest due remaining unpaid to any supplier at the end of the year	-	-
The amount of interest paid by the buyer in terms of section 16 of the MSMED Act, 2006, along with the amount of the payment made to the supplier beyond the appointed day during the year	-	-
The amount of interest due and payable for the period of delay in making payment (which have been paid but beyond the appointed day during the year) but without adding the interest specified under the MSMED Act, 2006	-	-
The amount of interest accrued and remaining unpaid at the end of each accounting year	-	-
The amount of further interest remaining due and payable even in the succeeding years, until such date when the interest dues above are actually paid to the small enterprises, for the purpose of disallowance of a deductible expenditure under section 23 of the MSMED Act, 2006	-	-
<b>Total</b>	<b>-</b>	<b>9.71</b>

Disclosure of payable to vendors as defined under the "Micro, Small and Medium Enterprise Development Act, 2006" is based on the information available with the Company regarding the status of registration of such vendors under the said Act, as per the intimation received from them on requests made by the Company.

**Note : 20 - Current Other Financial liabilities**

Rs. in Lakhs

Particulars	As on 31 <sup>st</sup> March, 2021	As on 31 <sup>st</sup> March, 2020
Due to Staff	1.11	0.95
<b>Total</b>	<b>1.11</b>	<b>0.95</b>

**Note : 21 - Other Current Liabilities**

Rs. in Lakhs

Particulars	As on 31 <sup>st</sup> March, 2021	As on 31 <sup>st</sup> March, 2020
Duties and Taxes	948.70	950.12
Provision For Expenses	3.88	17.22
<b>Total</b>	<b>952.58</b>	<b>967.34</b>

## Note : 22 - Current liabilities Provisions

Rs. in Lakhs

Particulars	As on 31 <sup>st</sup> March, 2021	As on 31 <sup>st</sup> March, 2020
Provision for Leave Encashment	3.57	3.07
Bonus Payable	2.79	10.08
<b>Total</b>	<b>6.35</b>	<b>13.15</b>

## Note : 23 - Current Tax Liabilities (Net)

Rs. in Lakhs

Particulars	As on 31 <sup>st</sup> March, 2021	As on 31 <sup>st</sup> March, 2020
Income Tax Provision for Current Year	54.16	58.49
Less: Tax Deducted at Sources Receivables	20.13	35.49
Less: Advance Tax Payment	20.00	-
Less: TCS Receivable	0.58	-
<b>Total</b>	<b>13.45</b>	<b>23.00</b>

## Note : 24 - Revenue from operations

Rs. in Lakhs

Particulars	As on 31 <sup>st</sup> March, 2021	As on 31 <sup>st</sup> March, 2020
	Amount	Amount
Sale of products	856.42	1,018.07
Less:		
Discount And Other Deductions	0.00	1.37
	856.42	1,016.71
Supply of services	134.60	279.81
<b>Other operating revenues:</b>		
Export benefits and other incentives	-	3.34
Contract Settlement	8.72	408.00
Other operating revenues	3.03	49.28
	146.35	740.42
<b>Total</b>	<b>1,002.77</b>	<b>1,757.13</b>

Disaggregated revenue information:

Rs. in Lakhs

Commodity	31 <sup>st</sup> March, 2021	31 <sup>st</sup> March, 2020
<b>Types of Goods:</b>		
Edible Oils	853.18	1,018.07
Non Edible Oils& By Product	3.24	-
	<b>856.42</b>	<b>1,018.07</b>
<b>Sales of Goods Traded:</b>		
Edible Oils	853.18	1,018.07
<b>Total</b>	<b>853.18</b>	<b>1,018.07</b>
<b>Total Sales of Product</b>	<b>853.18</b>	<b>1,018.07</b>
<b>Geographical location of Customer</b>		
India*	853.18	1,018.07
Outside India**	3.24	-
<b>Total Sales of Product</b>	<b>856.42</b>	<b>1,018.07</b>

\* Sales in India includes High Seas sales to customers situated in India.

\*\* Sales outside India includes sales to customer situated in SEZ area.



**Information about major customers**

The Company has one customers who have accounted for more than 10% of the Company's revenue. Total amount of revenue from these customers is Rs.853.18 Lakhs for the year ended March 31, 2021 and Rs.592.15 Lakhs March 31, 2020.

The company has provided man power supply services of Rs. 134.60 Lakh for the year 'ended March 31, 2021 and Rs. 79.74 Lakhs March 31, 2020 and received contract settlement income of Rs.8.72 Lakh for the year ended March 31, 2021 to/from its wholly owned 'subsidiary during the year.

**Note : 25 - Other Income**

Rs. in Lakhs

Particulars	As on 31 <sup>st</sup> March, 2021	As on 31 <sup>st</sup> March, 2020
	Amount	Amount
<b>Interest Income</b>		
Interest On Bank Fixed Deposits	8.94	0.11
Interest From Partnership Firm	233.30	394.55
<b>Interest On Loans and Advances</b>		
Interest From Subsidiaries and Associates	223.11	238.82
<b>Net Gain/Loss On Sale Of Investments</b>		
Short Term Profit On Sale Of Share /Mutual Fund	0.97	-
Net Gain /Loss From Partnership Firm	120.34	68.47
<b>Other Non-Operating Income</b>		
Dividend Income	0.00	
Liabilities/Provisions No Longer Payables	5.65	425.09
Bad debts recovered/Provision reversed	-	0.13
Rent Income	7.85	-
<b>Total</b>	<b>600.16</b>	<b>1,127.16</b>

**Note : Cost of Material Consumed**

Rs. in Lakhs

Particulars	As on 31 <sup>st</sup> March, 2021	As on 31 <sup>st</sup> March, 2020
	Opening Stock Of Raw Material	-
Purchase - Raw Material	-0	-
Closing Stock Of Raw Material	-	-
<b>Total</b>	<b>-0</b>	<b>-</b>
Purchase Expenses	-	-
<b>Total</b>	<b>-</b>	<b>-</b>
Opening Stock Of Other Material		
Purchase Other Materials		
Closing Stock Of Other Material		
<b>Total</b>	<b>-</b>	<b>-</b>
<b>Total</b>	<b>-0</b>	<b>-</b>

**Note : 26 - Purchase Of Stock In Trade**

Rs. in Lakhs

Particulars	As on 31 <sup>st</sup> March, 2021	As on 31 <sup>st</sup> March, 2020
	Amount	Amount
Purchase Of Goods Traded	792.50	1,046.35
<b>Total</b>	<b>792.50</b>	<b>1,046.35</b>

## Note : 27 - Change In Inventories Of Finished Goods And Work In Progress

Rs. in Lakhs

Particulars	As on	As on
	31 <sup>st</sup> March, 2021	31 <sup>st</sup> March, 2020
	Amount	Amount
Opening Stock Of Finished Goods	-	-
Closing Stock Of Finished Goods	-	-
Change In Inventories Of Finished Goods	-	-
Opening Stock Of Traded Goods	-	-
Closing Stock Of Traded Goods	-	-
Change In Inventories Of Traded Goods	-	-
Opening Stock Of Work In Progress	-	-
Closing Stock Of Work In Progress	-	-
Change In Inventories Of Work In Progress	-	-
<b>Total</b>	<b>-</b>	<b>-</b>

## Note : 28 - Employee Benefit Expenses

Rs. in Lakhs

Particulars	As on	As on
	31 <sup>st</sup> March, 2021	31 <sup>st</sup> March, 2020
	Amount	Amount
Salary, wages and Bonus	178.08	207.19
Contribution to PF and Other Funds	4.63	5.47
Gratuity Expenses	2.79	4.92
<b>Total</b>	<b>185.50</b>	<b>217.58</b>

## Note : 29 - Finance Cost

Rs. in Lakhs

Particulars	As on	As on
	31 <sup>st</sup> March, 2021	31 <sup>st</sup> March, 2020
	Amount	Amount
Interest on late payment of TDS & Other interest	0.10	0.34
Other borrowing costs	0.25	0.34
<b>Total</b>	<b>0.36</b>	<b>0.69</b>

## Note : 30 - Other Expenses

Rs. in Lakhs

Particulars	As on	As on
	31 <sup>st</sup> March, 2021	31 <sup>st</sup> March, 2020
	Amount	Amount
Consumption Of Stores, Spares & Tools	-	0.23
Rent	13.80	13.90
Rates And Taxes	0.15	0.39
Repairs And Maintainance		
Others	1.02	1.17
Insurance	1.37	3.72
Donation(CSR Provision)	-	0.21
Auditors Remuneration	5.50	5.00
Director's Sitting Fees	1.19	0.79
Other Expenses	40.36	24.76
Consultancy and Professional Fees	30.42	18.63
Legal/Licence/Registration Expenses	2.70	19.14
Sales Tax Service Tax, And Other Taxes	3.35	128.89
Freight Outwards	0.28	-
Sales And Advertisements Expenses	1.74	3.32
Contractor Labour Expenses	116.02	69.46
Exchange Differences-Net Loss In Foreign Currency Transactions And Translations	0.01	0.15
<b>Total</b>	<b>217.89</b>	<b>289.75</b>

**Auditor's Remuneration**

Rs. in Lakhs

Particulars	For the year ended on 31 <sup>st</sup> March, 2021	For the year ended on 31 <sup>st</sup> March, 2020
(A) Audit Fees	5.50	5.00
(B) Tax Audit Fees	-	-
(C) Income Tax and other matters	-	-

**Note : 31 - Other comprehensive incomes / (losses)**

Rs. in Lakhs

Particulars	As on 31 <sup>st</sup> March, 2021	As on 31 <sup>st</sup> March, 2020
	Amount	Amount
<b>Items that will not be reclassified to profit or loss</b>		
Remeasurement gains (losses) on defined benefit plans (Gratuity)	(8.02)	2.62
Deferred Tax (Assets) / Liabilities	(2.02)	0.64
Items that will not be reclassified to profit or loss	(6.00)	1.98
<b>Total</b>	<b>(6.00)</b>	<b>1.98</b>

**General Notes forming the parts of Accounts:**

**32** Corresponding figures for previous year presented have been regrouped, where necessary, to confirm to the current period's classification. Figures have been rounded off to nearest of rupee in Lakhs.

**33 Contingent Liabilities and Commitments**

A Not provided for in the accounts

Rs. in Lakhs

Particulars	2020-21	2019-20
(A) For Letter of credit opened for which goods were in transit	NIL	NIL
(B) Counter Guarantee Given to Banks	NIL	NIL
(C) Corporate Guarantee Given to Banks	5,575.00	5,575.00
(D) Claims not acknowledged as debt	9.31	84.84
(E) Disputed demand of custom duty, VAT, CST, income tax, Entry Tax and Service Tax	11,675.24	11,689.81
(F) Proceedings initiated under P.F.A. Act and pending with various courts, Management is reasonably confident that no liability will devolve on the company."	10.00	10.00

B Capital Commitment

Estimated amount of contracts remaining to be executed on capital account and not provided (net of advances) of Rs. NIL (Previous year: as at 31<sup>st</sup> March, 2020 Rs.74.68 Lakhs).

C The disputes in respect of taxes have arisen in the ordinary course of business. The company's management does not reasonably expect that these legal actions when ultimately concluded and determined will have a material and adverse effect on the company's results of operations or financial condition.

D The Indian Parliament has approved the Code on Social Security, 2020 which would impact the contributions by the Company towards Provident Fund and Gratuity. The Ministry of Labour and Employment has released draft rules for the Code on Social Security, 2020 on November 13, 2020, and has invited suggestions from stake holders which are under active consideration by the Ministry. Based on an initial assessment by the Company, the additional impact on Provident Fund contributions and gratuity provision by the Company is not expected to be material. The Company will complete their evaluation once the subject rules are notified and will give appropriate impact in the financial results in the period in which, the Code becomes effective and the related rules to determine the financial impact are published.

E To meet with documentation requirement of the bank, Who have extended working capital facilities to Gokul Agri International Limited, a wholly owned subsidiary of the company, The Company has provided the corporate guarantee to the extent Rs.5575 Lakhs, As the guarantee is for short term and there is no interest benefit to subsidiary the company has not charged or provided any commission for the same.

### 34 Employee Benefits Obligations

#### Defined Contribution Plan:

The company has recognised as an expense in the statement of profit & loss in respect of defined contribution plan- Provident and other fund of Rs.4.63 Lakhs (Previous Year Rs. 5.47 Lakhs ) administered by the government.

#### Retirement Benefits

As per Ind AS 19 the Company has recognised "Employees Benefits", in the financial Statements in respect of the employee benefits Schemes as per Actuarial Valuation as on 31<sup>st</sup> March, 2021.

#### Defined benefit plan and long term employment benefit

##### a. Defined Benefit Plan (Gratuity)

The company has a defined benefit gratuity plan .every employee who has completed five years and more service gets a gratuity on death or resignation or retirement at 15 days salary (last drawn salary) for each completed year of service. The scheme is funded with insurance company in the form of qualifying insurance policy

##### b. Long Term Employment Benefit (Leave Wages)

Leave wages are payable to all eligible employees at the rate of daily salary for each day of accumulated leave on death or resignation or upon retirement on attaining superannuation age.

Rs. in Lakhs

Particulars	For the year ended on 31 <sup>st</sup> March, 2021		For the year ended on 31 <sup>st</sup> March, 2020	
	Privilege Leave	Gratuity	Privilege Leave	Gratuity
	(Non-funded)	( Funded )	(Non-funded)	( Funded )
<b>A. Change in the present value of the defined benefit obligation.</b>				
Opening defined benefit obligation	26.72	25.84	26.72	23.67
Interest cost	1.65	1.54	1.90	1.66
Current service cost	2.31	3.56	2.48	3.89
Benefits paid	-0.18	-14.67	-4.29	-2.26
Actuarial (gain) / losses on obligation	-0.28	14.64	-0.08	-1.13
Unrecognized past Service cost			-	-
Closing defined obligation	30.22	30.91	26.72	25.84
<b>B. Change in the fair value of plan asset</b>				
Opening fair value of plan assets	-	35.89	-	8.25
Adjustment in the opening fund	-	-	-	27.78
Expected return on plan assets	-	2.32	-	2.12
Contributions by employer	-	30.56	-	-
Benefits paid	-	-14.67	-	-2.26
Actuarial gains/ (losses)	-	0.21	-	-
Closing fair value of plan assets	-	54.31	-	35.89
<b>C. Actual return on plan assets:</b>	-	-	-	-
Expected return on plan assets	-	2.32	-	2.12
Actuarial gain / [loss] on plan assets	-	0.21	-	-
Actual return on plan asset	-	2.53	-	2.12
<b>D. Amount recognized in the balance sheet:</b>	-	-	-	-
(Assets) / Liability at the end of the year	30.22	30.91	26.72	25.84
Fair value of plan Assets at the end of the year	-	54.31	-	35.89
Difference	30.22	-23.40	26.72	-10.05
(Assets)/ Liability recognized in the Balance Sheet	30.22	-23.40	26.72	-10.05
<b>E. (income)/expenses recognized in P/L statement</b>				
Current Service Cost	2.31	3.56	2.48	3.89
Net Interest Cost	1.65	-0.78	1.90	1.03
Actuarial (gain) / losses on obligation	-0.28	-	-0.08	-
Net Benefit or expenses	3.68	2.79	4.29	4.92

Rs. in Lakhs

Particulars	For the year ended on 31 <sup>st</sup> March, 2021		For the year ended on 31 <sup>st</sup> March, 2020	
	Privilege Leave	Gratuity	Privilege Leave	Gratuity
	(Non-funded)	( Funded )	(Non-funded)	( Funded )
<b>F. (income)/expenses recognized as other comprehensive income</b>				
Due to change in financial assumption	-	-	-	1.85
Due to change in demographic assumption				-0.02
Due to experience Adjustments	-	14.64	-	-2.96
Return on plan asset excluding amounts included in interest income	-	-0.21	-	-29.27
Net Benefit or expenses	-	14.43	-	-30.39
<b>G. (Assets)/Liability recognized in the Balance Sheet</b>				
Opening net liability	26.72	-10.05	26.72	15.42
Expenses as above [P&L charge]	3.68	17.22	4.29	-22.86
Expenses as above [OCI]	-	-	-	-2.62
Employer's contribution & Benefits paid by the company	-0.18	-30.56	-4.29	-
<b>(Assets)/Liability recognized in the Balance Sheet</b>	<b>30.22</b>	<b>-23.40</b>	<b>26.72</b>	<b>-10.05</b>
<b>H. Principal actuarial assumptions as at Balance sheet date: (Non-funded)</b>				
Discount rate	6.55%	6.55%	6.55%	6.55%
[The rate of discount is considered based on market yield on Government Bonds having currency and terms consistency with the currency and terms of the post employment benefit obligations]				
<b>Expected rate of return on the plan assets</b>	<b>0%</b>	<b>6.55%</b>	<b>0%</b>	<b>6.55%</b>
[The expected rate of return assumed by the insurance company is generally based on their Investment patterns as stipulated by the Government of India]				
<b>Annual increase in salary cost</b>	<b>7.00%</b>	<b>7.00%</b>	<b>7%</b>	<b>7%</b>
[The estimates of future salary increases considered in actuarial valuation, take account of Inflation, seniority, promotion and other relevant factors such as supply and demand in the employment market]				
<b>I. The categories of plan assets as a % of total plan assets are</b>				
Insurance Company	0%	0%	0%	0%

## Sensitivity Analysis

Rs. in Lakhs

Particulars	For the year ended on 31 <sup>st</sup> March, 2021		For the year ended on 31 <sup>st</sup> March, 2020	
	Privilege Leave	Gratuity	Privilege Leave	Gratuity
	(Non-funded)	( Funded )	(Non-funded)	( Funded )
<b>Discount rate Sensitivity</b>				
Increase by 0.5%	-28.63	-29.91	-25.33	-24.96
Decrease by 0.5%	31.95	31.98	28.23	26.78
	-	-	-	-
<b>Salary growth rate Sensitivity</b>				
Increase by 0.5%	31.93	31.45	28.22	26.35
Decrease by 0.5%	-28.63	-30.35	-25.33	-25.34
	-	-	-	-
<b>Withdrawal rate (W.R.) Sensitivity</b>				
W.R. X 110%	30.15	31.27	26.65	26.20
W.R. X 90%	-30.29	-30.51	-26.79	-25.44

### 35 Related Parties Disclosure:-

Disclosures as required by Indian Accounting Standard 24 "Related Party Disclosures" are given below

#### A. Related Party

1	Gokul Overseas	A Firm in which some of the directors and company are partners.
2	Professional Commodity Services Pvt. Ltd.	Step Down Subsidiary Company
3	Gokul Agri International Ltd.	Wholly owned subsidiary
4	Gujarat Gokul Power Ltd.	Associate Company.
5	Gokul Foundation	Charitable Trust where some of the Key Management Personnel (KMP) are Trustee.
6	Shree Bahuchar Jan Seva Trust	Charitable Trust where some of the Key Management Personnel (KMP) are Trustee.

#### B. Key Management Personnel

1	Mr. Balvantsinh Rajput	Chairman and Managing Director
2	Mr. Dharmendrasinh Rajput	Executive Director
3	Mr. Praveen Khandelwal	Chief Executive Officer
4	Mr. Shaunak Mandalia	CFO and Add. Director
5	Mr. Abhinav Mathur	Company Secretary

#### C. Relative of Key Management Personnel:

1	Ms. Khushboo Khandelwal	Wife of Chief Executive Officer
---	-------------------------	---------------------------------

#### D. Transactions with related parties.

Rs. in Lakhs

Sr. No.	Nature of Transaction	Related Parties		Key Management Personnel		Relative of KMP	
		31 <sup>st</sup> March, 2021	31 <sup>st</sup> March, 2020	31 <sup>st</sup> March, 2021	31 <sup>st</sup> March, 2020	31 <sup>st</sup> March, 2021	31 <sup>st</sup> March, 2020
1	Sales	-	-	-	-	-	-
2	Purchases	-	-	-	-	-	-
3	MEIS License Sales	-	-	-	-	-	-
4	Men Power services income	134.60	79.74	-	-	-	-
5	Salary and bonus	-	-	114.81	121.08	15.00	22.48
6	Corporate Guarantee given	5,575.00	5,575.00	-	-	-	-
7	Director's Sitting Fees	-	-	1.19	0.79	-	-
8	Subscription to shares/Investment withdrawal / (Made)	1,548.78	218.61	-	-	-	-
9	Contract Settlemtent	7.15	-	-	-	-	-
10	Donation	-	-	-	-	-	-
11	Brokerage paid	-	-	-	-	-	-
12	Interest Earned	456.41	633.37	-	-	-	-
13	Interest Paid	-	-	-	-	-	-
14	Purchases of Fixed Asset-KPT & CWIP	-	835.63	-	-	-	-
15	Loan given to employees	-	-	4.00	6.00	-	-
16	Rent Paid	13.80	13.80	-	-	-	-
17	Loans/advances given (Net)	259.09	964.85	-	-	-	-
Sr. No.	Nature of Transaction	Related Parties		Key Management Personnel		Relative of KMP	
		31 <sup>st</sup> March, 2021	31 <sup>st</sup> March, 2020	31 <sup>st</sup> March, 2021	31 <sup>st</sup> March, 2020	31 <sup>st</sup> March, 2021	31 <sup>st</sup> March, 2020
18	Balance Outstanding						
	Non Current Financial Assets - Investments	400.00	400.00	-	-	-	-
	Trade Payables	2.96	19.12	-	-	-	-
	Other Current Liabilities	-	-	-	-	-	-
	Current Financial Assets - Investments	1,950.36	3,499.14	-	-	-	-
	Current Financial Assets - Others (loan to employees)	-	-	7.60	-	-	-
	Trade Receivable	-	124.08	-	-	-	-
	Non Current Financial Assets - Loans	3,462.18	2,014.55	-	-	-	-

**Material Transactions with Related Party**

Rs. in Lakhs

Sr. No.	Name of Related Party/ KMP/ Relative of KMP	Nature of Transaction	2020-21	2019-20
1	Gokul Agri International Limited	Men Power services	134.60	79.74
2	Gokul Agri International Limited	Purchases of Fixed Asset- KPT & CWIP	-	835.63
3	Gokul Agri International Limited	Contract Settlement	7.15	-
4	Gokul Agri International Limited	Rent paid	13.80	13.80
5	Gokul Agri International Limited	Interest Received	88.09	104.08
6	Gokul Overseas	Interest Received	233.30	394.55
7	Gujarat Gokul Power Limited	Interest Received	135.03	134.74
8	Dharmendrasinh Rajput	Remuneration	24.00	24.00
9	Praveen Khadelwal	Remuneration	60.00	56.15
10	Shaunak Mandalia	Remuneration	20.18	20.25
11	Shaunak Mandalia	Loan given	4.00	6.00
12	Abhinav Mathur	Remuneration	10.63	7.00
13	Khushboo Khandelwal	Salary	15.00	15.00

**36 Segment Reporting**

As per Ind AS-108 'Operating Segments', if a financial report contains both the consolidated financial statements of a parent that is within the scope of Ind AS-108 as well as the parent's separate financial statements, segment information is required only in the consolidated financial statements. Accordingly, information required to be presented under Ind AS-108 Operating Segments has been given in the consolidated financial statements.

**37 Earnings per share**

Rs. in Lakhs

Particulars	For the year ended on 31 <sup>st</sup> March, 2021	For the year ended on 31 <sup>st</sup> March, 2020
Profit/Loss for the period attributable to Equity Shareholders (continuing Operation)	295.67	741.77
Profit/Loss for the period attributable to Equity Shareholders (discontinued Operation)	-	-
Profit/Loss for the period attributable to Equity Shareholders (continuing and discontinued Operation)	295.67	741.77
No. of Weighted Average Equity shares outstanding during the year	989.95	1,318.95
Nominal Value of Share (In Rs.)	2.00	2.00
Basic and Diluted Earnings per Share (In Rs.) (continuing Operation)	0.30	0.56
Basic and Diluted Earnings per Share (In Rs.) (discontinuing Operation)	-	-
Basic and Diluted Earnings per Share (In Rs.) (continuing and discontinued Operation)	0.30	0.56

The Company does not have any outstanding dilutive potential equity shares. Consequently the basic and dilutive earning per share of the Company remain the same.

**38 Details of Loan given, Investment made and Guarantee given covered u/s 186(4) of the Companies Act.**

Loans given, Investment made are given under the respective heads.

**39 Details of Corporate Social Responsibilities (CSR) Expenditure**

- Company is not required to spend money during the year (Previous Year Rs. NIL) on CSR activities
- Amount Spend During the year on

Rs. in Lakhs

Particulars	For the year ended on 31 <sup>st</sup> March, 2021	For the year ended on 31 <sup>st</sup> March, 2020
Construction/acquisition of any asset		
On purposes other than above		
Total Amount Spend During the year		

## 40 FINANCIAL INSTRUMENTS – FAIR VALUES AND RISK MANAGEMENT

### A. Accounting classification and Fair Values

The following table shows the carrying amounts and Fair Values of Financial Assets and Financial Liabilities, including their levels in the Fair Value hierarchy. It does not include Fair Value information for Financial Assets and Financial Liabilities not measured at Fair Value if the carrying amount is a reasonable approximation of Fair Value.

Rs. in Lakhs

March 31, 2021	Carrying Amount			Fair Value				
	Fair Value through Profit and Loss	Fair Value through Other Comprehensive Income	Amortised Cost	Total	Level 1	Level 2	Level 3	Total
<b>Financial Assets measured at amortised Cost :-</b>								
Non-current Investments	-	-	8,602.42	8,602.42		8,602.42		8,602.42
Current Investments	-	-	1,950.36	1,950.36		-		-
<b>Loans :-</b>								
Non-current	-	-	3,462.18	3,462.18		-		-
Current	-	-	1,210.30	1,210.30		-		-
<b>Other Financial Assets :-</b>								
Non-current	-	-	6.62	6.62		-		-
Current	-	-	52.60	52.60		-		-
Trade and Other Receivables	-	-	104.44	104.44		-		-
Cash and Cash Equivalents	-	-	11.55	11.55		-		-
Bank Balances (other than above)	-	-	0.89	0.89		-		-
<b>Total Financial Assets</b>	-	-	<b>15,401.36</b>	<b>15,401.36</b>		<b>8,602.42</b>		<b>8,602.42</b>
<b>Financial Liabilities measured at amortised Cost</b>								
<b>Borrowings :-</b>								
Non-current	-	-	-	-		-		-
Current	-	-	-	-		-		-
Trade and Other Payables	-	-	-	-		-		-
<b>Other Financial Liabilities :-</b>								
Non-current	-	-	-	-		-		-
Current	-	-	1.11	1.11		-		-
<b>Total Financial Liabilities</b>	-	-	<b>1.11</b>	<b>1.11</b>		-		-
March 31, 2020	Carrying Amount			Fair Value				
	Fair Value through Profit and Loss	Fair Value through Other Comprehensive Income	Amortised Cost	Total	Level 1	Level 2	Level 3	Total
<b>Financial Assets measured at amortised Cost :-</b>								
Non-current Investments	-	-	8,602.42	8,602.42		8,602.42		8,602.42
Current Investments	-	-	3,499.14	3,499.14		-		-
<b>Loans :-</b>								
Non-current	-	-	3,234.89	3,234.89		-		-
Current	-	-	1,210.30	1,210.30		-		-
<b>Other Financial Assets :-</b>								
Non-current	-	-	6.62	6.62		-		-
Current	-	-	63.83	63.83		-		-



Rs. in Lakhs

March 31, 2021	Carrying Amount			Fair Value				
	Fair Value through Profit and Loss	Fair Value through Other Comprehensive Income	Amortised Cost	Total	Level 1	Level 2	Level 3	Total
Trade and Other Receivables	-	-	723.25	723.25		-		-
Cash and Cash Equivalents	-	-	851.17	851.17		-		-
Bank Balances (other than above)	-	-	45.35	45.35		-		-
<b>Total Financial Assets</b>	-	-	<b>18,236.98</b>	<b>18,236.98</b>		<b>8,602.42</b>		<b>8,602.42</b>
<b>Financial Liabilities measured at amortised Cost</b>								
<b>Borrowings :-</b>								
Non-current	-	-	-	-		-		-
Current	-	-	-	-		-		-
Trade and Other Payables	-	-	-	-		-		-
<b>Other Financial Liabilities :-</b>								
Non-current			-	-		-		-
Current	-	-	0.95	0.95		-		-
<b>Total Financial Liabilities</b>	-	-	<b>0.95</b>	<b>0.95</b>		-		-

"(1) Investment in Subsidiary/Associate carried at amortised cost. Fair Value of financial Assets and Liabilities are measured at Amortized cost is not materially different from the Amortized cost. Further, impact of time value of money is not significant for the financial instrument classified as current. Accordingly, fair value has not been disclosed separately."

Types of inputs are as under:

- Input Level I (Directly Observable) which includes quoted prices in active markets for identical assets such as quoted price for an Equity Security on Security Exchanges
- Input Level II (Indirectly Observable) which includes prices in active markets for similar assets such as quoted price for similar assets in active markets, valuation multiple derived from prices in observed transactions involving similar businesses etc.
- Input Level III (Unobservable) which includes management's own assumptions for arriving at a fair value such as projected cash flows used to value a business etc.

The following tables show the valuation techniques used in measuring Level 2 and Level 3 fair values, as well as the significant unobservable inputs used.

### Financial instruments measured at fair value

#### Type Valuation technique

Currency Futures Based on exchange rates listed on NSE/MCX stock exchange

Commodity futures Based on commodity prices listed on MCX/ NCDX/ACE stock exchange

Forward contracts Based on FEDAI Rates

Interest rate swaps Based on Closing Rates provided by Banks

Open purchase and sale contracts Based on commodity prices listed on NCDEX stock exchange, and prices Available on SolventExtractor's association (SEA) along with quotations from brokers and adjustments made for grade and location of commodity

Options Based on Closing Rates provided by Banks

### B. Financial Risk Management:-

"The Company has exposure to the following risks arising from financial instruments:

- Credit Risk ;
- Liquidity Risk ; and

- Market Risk
  - Currency Risk
  - Interest Rate Risk
  - Commodity Risk
  - Equity Risk

#### Risk Management framework

The Company's Board of Directors has overall responsibility for the establishment and oversight of the Company's risk management framework. The Company manages market risk through a treasury department, which evaluates and exercises independent control over the entire process of market risk management. The treasury department recommends risk management objectives and policies, which are approved by Board of Directors. The activities of this department include management of cash resources, borrowing strategies, and ensuring compliance with market risk limits and policies.

The Company's Risk Management policies are established to identify and analyse the risks faced by the Company, to set appropriate risk limits and controls and to monitor risks and adherence to limits. Risk Management policies and systems are reviewed regularly to reflect changes in market conditions and the Company's activities. The Company, through its training and management standards and procedures, aims to maintain a disciplined and constructive control environment in which all employees understand their roles and obligations.

The Audit Committee oversees how management monitors compliance with the Company's Risk Management policies and procedures, and reviews the adequacy of the risk management framework in relation to the risks faced by the Company. The Audit Committee is assisted in its oversight role by internal audit. Internal audit undertakes both regular and ad hoc reviews of risk management controls and procedures, the results of which are reported to the Audit Committee.

#### i Credit Risk

Credit Risk is the risk of financial loss to the Company if a customer or counterparty to a financial instrument fails to meet its contractual obligations, and arises principally from the Company's receivables from customers and investments in debt securities.

The carrying amount of following Financial Assets represents the maximum credit exposure:

#### Other Financial Assets

The Company maintains its Cash and Cash equivalents and Bank deposits with banks having good reputation, good past track record and high quality credit rating and also reviews their credit-worthiness on an on-going basis. The derivatives are entered into with bank and financial institution counter parties, which are considered to be good.

#### Trade Receivables

The Company's exposure to credit risk is influenced mainly by the individual characteristics of each customer. The demographic of the customer, including the default risk of the industry has an influence on credit risk assessment. Credit risk is managed through credit approvals, establishing credit limits and continuously monitoring the creditworthiness of customers to which the Company grants credit terms in the normal course of business.

The maximum exposure to Credit Risk for Trade Receivables by geographic region was as follows:

Rs. in Lakhs

Particulars	31 <sup>st</sup> March, 2021	31 <sup>st</sup> March, 2020
Domestic	104.44	723.25
Other Region	-	-
<b>Total</b>	<b>104.44</b>	<b>723.25</b>

Summary of the Company's exposure to credit risk by age of the outstanding from various customers is as follows:

Rs. in Lakhs

Particulars	31 <sup>st</sup> March, 2021	31 <sup>st</sup> March, 2020
Neither Due nor impaired	104.44	723.25
Past Due 1 - 90 Days	-	-
Past Due 91 - 180 Days	-	-
More than 180 Days	36.29	36.42
<b>Total</b>	<b>140.73</b>	<b>759.67</b>

Exposures to customers outstanding at the end of each reporting period are reviewed by the Company to determine expected credit losses. Historical trends of impairment of trade receivables do not reflect any significant credit losses. Impaired amounts are based on lifetime expected losses based on the best estimate of the management. Further, management believes that the unimpaired amounts that are past due by more than 180 days are still collectible in full, based on historical payment behavior and extensive analysis of customer credit risk. The impairment loss related to several customers that have defaulted on their payments to the Company and are not expected to be able to pay their outstanding balances, mainly due to economic circumstances.

The movement in the allowance for impairment in respect of trade and other receivables during the year was as follows.

Rs. in Lakhs

Particulars	31 <sup>st</sup> March, 2021	31 <sup>st</sup> March, 2020
Balance as at 1 <sup>st</sup> April	36.29	36.42
Impairment Loss recognised	-	-
Amount written off	-	0.13
Balance as at 31 <sup>st</sup> March	36.29	36.29

## ii Liquidity Risk

Liquidity Risk is the risk that the Company will encounter difficulty in meeting the obligations associated with its Financial Liabilities that are settled by delivering cash or another financial asset. The Company's approach to managing liquidity is to ensure, as far as possible, that it will have sufficient liquidity to meet its liabilities when they are due, under both normal and stressed conditions, without incurring unacceptable losses or risking damage to the Company's reputation.

### Exposure to Liquidity Risk

The following are the remaining contractual maturities of financial liabilities at the reporting date. The amounts are gross and undiscounted, and include estimated interest payments and exclude the impact of netting agreements.

Rs. in Lakhs

Non-Derivative Financial Liabilities	Contractual Cash Flows	
	Carring Amount 31 <sup>st</sup> March, 2021	Carring Amount 31 <sup>st</sup> March, 2020
Unsecured Loans		
Rupee Term Loans from banks		
Working Capital Loans from Banks	-	-
Trade and Other Payables	57.39	108.18
Derivative Financial Liabilities	31 <sup>st</sup> March, 2021	31 <sup>st</sup> March, 2020
Forward exchange contracts used for hedging		
- Outflow - USD in Lakhs	-	-
- Inflow	-	-
<b>Total</b>	<b>-</b>	<b>-</b>

The gross inflows/(outflows) disclosed in the above table represent the contractual undiscounted Cash Flows relating to derivative financial liabilities held for risk management purposes and which are not usually closed out before contractual maturity. The disclosure shows net cash flow amounts for derivatives that are net cash-settled and gross cash inflow and outflow amounts for derivatives that have simultaneous gross cash settlement.

### Excessive Risk Concentration

Concentrations arise when a number of counterparties are engaged in similar business activities, or activities in the same geographical region, or have economic features that would cause their ability to meet contractual obligations to be similarly affected by changes in economic, political or other conditions. Concentrations indicate the relative sensitivity of the Company's performance to developments affecting a particular industry.

In order to avoid excessive concentrations of risk, the policies and procedures include specific guidelines to focus on the maintenance of a diversified portfolio. Identified concentrations of credit risks are controlled and managed accordingly. Selective hedging is used within the Group to manage risk concentrations at both the relationship and industry levels.

## Financial instruments – Fair Values and Risk Management

### iii Market Risk

Market Risk is the risk that changes in market prices – such as foreign exchange rates, interest rates and equity prices – will affect the Company's income or the value of its holdings of financial instruments. Market risk is attributable to all market risk sensitive financial instruments including foreign currency receivables and payables and short term debt. We are exposed to market risk primarily related to foreign exchange rate risk, interest rate risk and the value of our investments. Thus, our exposure to market risk is a function of investing and borrowing activities and revenue generating and operating activities in foreign currency. The objective of market risk management is to avoid excessive exposure in our foreign currency revenues and costs.

#### Currency Risk

The Company is exposed to currency risk on account of its borrowings and other payables in foreign currency. The functional currency of the Company is Indian Rupee. The Company uses forward exchange contracts to hedge its currency risk, most with a maturity of less than one year from the reporting date. The Company does not use derivative financial instruments for trading or speculative purposes.

Rs. in Lakhs

Category	Instrument	Currency	Cross currency in Lakhs	Amount USD in Lakhs	Buy/Sell
Hedges of highly probable forecasted Transactions	Forward Contract	USD	-	-	

#### Exposure to Currency Risk

The currency profile of Financial Assets and Financial Liabilities with exposure to foreign currency risk at the end of the reporting period expressed in rupees, are as follows

Rs. in Lakhs

Particulars	31 <sup>st</sup> March, 2021		31 <sup>st</sup> March, 2020	
	Number (in Lakhs)	Amount	Number (in Lakhs)	Amount
<b>Financial Assets</b>	USD	SGD	USD	SGD
Non Current Investments	-	-	-	-
Trade and Other Receivables				
Less: Forward Contract for Selling				
Foreign Currency				
Loans	-	-	-	-
<b>Total</b>	-	-	-	-
<b>Financial Liabilities</b>				
Short Term Borrowings	-	-	-	-
Trade and Other Payables	-	-	-	-
Less: Forward Contract for Buying	-	-	-	-
Foreign Currency	-	-	-	-
<b>Total</b>	-	-	-	-

#### Sensitivity analysis

A reasonably possible strengthening / (weakening) of the Indian Rupee against US dollars at March 31 would have affected the measurement of financial instruments denominated in US dollars and affected equity and profit or loss by the amounts shown below. This analysis assumes that all other variables, in particular interest rates, remain constant and ignores any impact of forecast sales and purchases.

### Sensitivity analysis

A reasonably possible strengthening / (weakening) of the Indian Rupee against US dollars at March 31 would have affected the measurement of financial instruments denominated in US dollars and affected equity and profit or loss by the amounts shown below. This analysis assumes that all other variables, in particular interest rates, remain constant and ignores any impact of forecast sales and purchases.

Rs. in Lakhs

Effects in (Rs. In Lakhs)	Profit or (Loss)		Equity, Net of Tax	
	Strengthening	Weakening	Strengthening	Weakening
31 <sup>st</sup> March, 2021				
3% Movement				
USD	-	-	-	-
SGD	-	-	-	-
31 <sup>st</sup> March, 2020				
3% Movement				
USD	-	-	-	-
SGD	-	-	-	-

### Interest Rate Risk

Interest Rate Risk is the risk that the fair value or future Cash Flows of a financial instrument will fluctuate because of changes in market interest rates. The Company's exposure to the risk of changes in market interest rates relates primarily to the Company's short-term debt obligations with floating interest rates.

### Exposure to Interest Rate Risk

The Company's Interest Rate Risk arises from borrowings obligations. Borrowings issued exposes to fair value interest rate risk. The interest rate profile of the Company's interest-bearing financial instruments as reported to the management of the Company is Nil:-

### Commodity Risk

The prices of agricultural commodities are subject to wide fluctuations due to unpredictable factors such as weather, government policies, changes in global demand resulting from population growth and changes in standards of living and global production of similar and competitive crops. During its ordinary course of business, the value of the Company's open sales and purchases commitments and inventory of raw material changes continuously in line with movements in the prices of the underlying commodities. To the extent that its open sales and purchases commitments do not match at the end of each business day, the Company is subjected to price fluctuations in the commodities market.

While the Company is exposed to fluctuations in agricultural commodities prices, its policy is to minimise its risks arising from such fluctuations by hedging its sales either through direct purchases of a similar commodity or through futures contracts on the commodity exchanges. The prices on the commodity exchanges are generally quoted up to twelve months forward.

In the course of hedging its sales either through direct purchases or through futures, the Company may also be exposed to the inherent risk associated with trading activities conducted by its personnel. The Company has in place a risk management system to manage such risk exposure.

### Equity Risk

Equity Price Risk is related to the change in market reference price of the investments in equity securities. The fair value of some of the Company's investments in Fair value through Other Comprehensive Income securities exposes the Company to equity price risks. In general, these securities are not held for trading purposes. These investments are subject to changes in the market price of securities. The fair value of equity securities as of March 31, 2021, was Rs. Nil [FY 2019-2020 Rs. Nil Lakh]. A Sensex standard deviation of 5% [FY 2019-2020 5%] would result in change in equity prices of securities held as of March 31, 2021 by Rs. Nil Lakh. [FY 2019-2020 Rs. Nil Lakh]

## 41 Capital Management

The Company's policy is to maintain a strong capital base so as to maintain investor, creditor and market confidence and to sustain future development of the business. Management monitors the return on capital as well as the level of dividends to ordinary shareholders.

The Company monitors capital using a ratio of 'adjusted net debt' to 'adjusted equity'. For this purpose, adjusted net debt is defined as total liabilities, comprising interest-bearing loans and borrowings and obligations under finance leases, less cash and cash equivalents. Adjusted equity comprises all components of equity.

Rs. in Lakhs

Particulars	As on 31 <sup>st</sup> March, 2021	As on 31 <sup>st</sup> March, 2020
Total Interest bearing liabilities	-	-
Less: Cash and Cash equivalents	11.55	851.17
Adjusted Net Debt	-11.55	-851.17
Total Equity	21,248.13	25,773.00
Adjusted equity	21,248.13	25,773.00
Adjusted net debt to adjusted equity ratio	-0.00	-0.03

## 42 Impact of COVID 19

The World Health Organisation [WHO] declared Covid-19 to be a global pandemic in March 2020. Majority of the countries across the globe were into full or partial lockdown situation, impacting business operations across various sectors with severe restrictions on movement of people and goods. The Company has implemented several initiatives across its manufacturing and other business locations including allowing work from homes, social distancing at work places and proper sanitization of work places etc. for ensuring safety of its employees and continuity of its business operations with minimal disruption. As per our current assessment of the situation based on internal and external information available up to the date of approval of these financial results by the Board of Directors, the Company believes that the impact of Covid-19 on its business, assets, internal financial controls, profitability and liquidity, both present and future, would be limited and there is no indication of any material impact on the carrying amounts of inventories, intangible assets, trade receivables, investments and other financial assets. The eventual outcome of the impact of the global health pandemic may be different from those estimated as on the date of approval of these financial statements and the Company will closely monitor any material changes to the economic environment and their impact on its business in the times to come.

## 43 Approval of Financial Statements

The financial statements of the company has been approved in the board meeting held on 21<sup>st</sup> June, 2021.

As per our report of even date attached

### For M. M. THAKKAR & CO.

Chartered Accountants  
(Registration No: 110905W)

### Darshak M Thakkar

Partner  
Membership No:103762  
UDIN : 21103762AAAAHU5250

21<sup>st</sup> June, 2021, Ahmedabad

For and on behalf of the board

### Balvantsinh C Rajput

Chairman and Managing Director  
(DIN 00315565)

### Praveen Khandelwal

Chief Executive Officer

### Shaunak Mandalia

Director & Chief Financial Officer  
(DIN 06649347)

### Abhinav Mathur

Company Secretary  
Membership No.A22613

21<sup>st</sup> June, 2021, Ahmedabad

**M.M.THAKKAR & CO.**  
**CHARTERED ACCOUNTANTS**

1, Galaxy Commercial Centre, First Floor, Jawahar Road, Rajkot-360001  
Phones: (0281) 2224290-9824212481 • e-mail: dmthakkar@hotmail.com

# INDEPENDENT AUDITORS' REPORT

**To The Members,**  
**Gokul Refoils & Solvent Limited**

## Report on the Audit of the Consolidated Financial Statements

### Opinion

We have audited the accompanying consolidated financial statements of Gokul Refoils and Solvent Limited (hereinafter referred to as "the Holding Company"), its subsidiaries (the Holding Company and its subsidiaries together referred to as "the Group") which includes Group's share of profit/loss in its associate comprising of the consolidated Balance sheet as at March 31, 2021, the consolidated Statement of Profit and Loss, including other comprehensive income, the consolidated Cash Flow Statement and the consolidated Statement of Changes in Equity for the year then ended, and notes to the consolidated financial statements, including a summary of significant accounting policies and other explanatory information (hereinafter referred to as "the consolidated financial statements").

In our opinion and to the best of our information and according to the explanations given to us and based on the consideration of reports of other auditors on separate financial statements and on the other financial information of the subsidiaries, the aforesaid consolidated financial statements give the information required by the Companies Act, 2013, as amended ("the Act") in the manner so required and give a true and fair view in conformity with the accounting principles generally accepted in India, of the consolidated state of affairs of the Group as at March 31, 2021, their consolidated profit including other comprehensive income, their consolidated cash flows and the consolidated statement of changes in equity for the year ended on that date.

### Basis for opinion

We conducted our audit of the consolidated financial statements in accordance with the Standards on Auditing (SAs), as specified under section 143(10) of the Act. Our responsibilities under those Standards are further described in the 'Auditor's Responsibilities for the Audit of the Consolidated Financial statements' section of our report. We are independent of the Group in accordance with the 'Code of Ethics' issued by the Institute of Chartered Accountants of India together with the ethical requirements that are relevant to our audit of the financial statements under the provisions of the Act and the Rules thereunder, and we have fulfilled our other ethical responsibilities in accordance with these requirements and the Code of Ethics. We believe that the audit evidence we have obtained is sufficient and appropriate to provide a basis for our audit opinion on the consolidated financial statements.

### Key audit matters

Concentration Risk:

A concentration risk exists as consolidated 99.45% of group revenue and 84.94% of group profit is from one wholly owned subsidiary viz. Gokul Agri International Limited (GAIL) which is audited by other auditor. There is a risk that the component auditor may not detect misstatements in the financial information.

How the matter was addressed in our audit:

We identified inventory as a balance Rs.28,029.13 Lakhs that can have a significant risk of obsolescence. To check on potentially obsolete inventory we requested the component auditor to perform specified audit procedures on the valuation of inventory at GAIL that holds a large volume."

### Information other than the Consolidated financial statements and auditors' report thereon

The Holding Company's Board of Directors is responsible for the other information. The other information comprises the information included in the management discussion and analysis and chairman statement, but does not include the consolidated financial statements and our auditor's report thereon.

Our opinion on the consolidated financial statements does not cover the other information and we do not express any form of assurance conclusion thereon.

In connection with our audit of the consolidated financial statements, our responsibility is to read the other information and in doing so, consider whether the other information is materially inconsistent with the consolidated financial statements or our knowledge obtained in the audit or otherwise appears to be materially misstated.

If, based on the work we have performed, we conclude that there is a material misstatement of this other information, we are required to report that fact. We have nothing to report in this regard.

### **Management's Responsibility for the Consolidated Financial Statements**

The Holding Company's Board of Directors is responsible for the preparation and presentation of these consolidated financial statements in terms of the requirements of the Act that give a true and fair view of the consolidated financial position, consolidated financial performance including other comprehensive income, consolidated cash flows and consolidated statement of changes in equity of the Group in accordance with the accounting principles generally accepted in India, including the Indian Accounting Standards (Ind AS) specified under section 133 of the Act read with the Companies (Indian Accounting Standards) Rules, 2015 as amended. The respective Board of Directors of the companies included in the Group are responsible for maintenance of adequate accounting records in accordance with the provisions of the Act for safeguarding of the assets of the Group and for preventing and detecting frauds and other irregularities; selection and application of appropriate accounting policies; making judgments and estimates that are reasonable and prudent; and the design, implementation and maintenance of adequate internal financial controls, that were operating effectively for ensuring the accuracy and completeness of the accounting records, relevant to the preparation and presentation of the consolidated Ind AS financial statements that give a true and fair view and are free from material misstatement, whether due to fraud or error, which have been used for the purpose of preparation of the consolidated Ind AS financial statements by the Directors of the Holding Company, as aforesaid.

In preparing the consolidated financial statements, the respective Board of Directors of the companies included in the Group are responsible for assessing the ability of the Group to continue as a going concern, disclosing, as applicable, matters related to going concern and using the going concern basis of accounting unless management either intends to liquidate the Group or to cease operations, or has no realistic alternative but to do so.

Those respective Board of Directors of the companies included in the Group are also responsible for overseeing the financial reporting process of the Group.

### **Auditor's responsibilities for the audit of the Consolidated Ind AS financial statements**

Our objectives are to obtain reasonable assurance about whether the consolidated Ind AS financial statements as a whole are free from material misstatement, whether due to fraud or error, and to issue an auditor's report that includes our opinion. Reasonable assurance is a high level of assurance, but is not a guarantee that an audit conducted in accordance with SAs will always detect a material misstatement when it exists. Misstatements can arise from fraud or error and are considered material if, individually or in the aggregate, they could reasonably be expected to influence the economic decisions of users taken on the basis of these consolidated financial statements.

As part of an audit in accordance with SAs, we exercise professional judgment and maintain professional skepticism throughout the audit. We also:

- Identify and assess the risks of material misstatement of the consolidated Ind AS financial statements, whether due to fraud or error, design and perform audit procedures responsive to those risks, and obtain audit evidence that is sufficient and appropriate to provide a basis for our opinion. The risk of not detecting a material misstatement resulting from fraud is higher than for one resulting from error, as fraud may involve collusion, forgery, intentional omissions, misrepresentations, or the override of internal control.
- Obtain an understanding of internal control relevant to the audit in order to design audit procedures that are appropriate in the circumstances. Under section 143(3)(i) of the Act, we are also responsible for expressing our opinion on whether the Holding Company has adequate internal financial controls system in place and the operating effectiveness of such controls.
- Evaluate the appropriateness of accounting policies used and the reasonableness of accounting estimates and related disclosures made by management.
- Conclude on the appropriateness of management's use of the going concern basis of accounting and, based on the audit evidence obtained, whether a material uncertainty exists related to events or conditions that may cast significant doubt on the ability of the Group to continue as a going concern. If we conclude that a material uncertainty exists, we are required to draw attention in our auditor's report to the related disclosures in the consolidated financial statements or, if such disclosures are inadequate, to modify our opinion. Our conclusions are based on the audit evidence obtained up to the date of our auditor's report. However, future events or conditions may cause the Group to cease to continue as a going concern.



- Evaluate the overall presentation, structure and content of the consolidated Ind AS financial statements, including the disclosures, and whether the consolidated Ind AS financial statements represent the underlying transactions and events in a manner that achieves fair presentation.
- Obtain sufficient appropriate audit evidence regarding the financial information of the entities or business activities within the Group of which we are the independent auditors and whose financial information we have audited, to express an opinion on the consolidated financial statements. We are responsible for the direction, supervision and performance of the audit of the financial statements of such entities included in the consolidated financial statements of which we are the independent auditors. For the other entities included in the consolidated financial statements, which have been audited by other auditors, such other auditors remain responsible for the direction, supervision and performance of the audits carried out by them. We remain solely responsible for our audit opinion.

Materiality is the magnitude of misstatements in the consolidated financial statements that, individually or in aggregate, makes it probable that the economic decisions of a reasonably knowledgeable user of the consolidated financial statements may be influenced. We consider quantitative materiality and qualitative factors in (i) planning the scope of our audit work and in evaluating the results of our work; and (ii) to evaluate the effect of any identified misstatements in the consolidated financial statements.

We communicate with those charged with governance of the Holding Company regarding, among other matters, the planned scope and timing of the audit and significant audit findings, including any significant deficiencies in internal control that we identify during our audit.

We also provide those charged with governance with a statement that we have complied with relevant ethical requirements regarding independence, and to communicate with them all relationships and other matters that may reasonably be thought to bear on our independence, and where applicable, related safeguards. From the matters communicated with those charged with governance, we determine those matters that were of most significance in the audit of the consolidated financial statements for the financial year ended March 31, 2021 and are therefore the key audit matters. We describe these matters in our auditor's report unless law or regulation precludes public disclosure about the matter or when, in extremely rare circumstances, we determine that a matter should not be communicated in our report because the adverse consequences of doing so would reasonably be expected to outweigh the public interest benefits of such communication.

### Other Matters

- (a) We did not audit the financial statements and other financial information, in respect of two subsidiaries (including one step-down subsidiary), whose financial statements include total assets of Rs. 58,034.88 Lakhs as at March 31, 2021, and total revenues of Rs. 2,46,353.45 Lakhs and net cash inflows of Rs. 768.43 Lakhs for the year ended on that date. These financial statements and other financial information have been audited by other auditor, which financial statements, other financial information and auditor's report have been furnished to us by the management. Our opinion on the consolidated financial statements, in so far as it relates to the amounts and disclosures included in respect of these subsidiaries and our report in terms of sub-sections (3) of Section 143 of the Act, in so far as it relates to the aforesaid subsidiary is based solely on the reports of such other auditor.
- (b) The accompanying consolidated financial statements include the Group's share of net profit of Rs. Nil for the year ended March 31, 2021 as considered in the consolidated financial statements, in respect of one associate whose financial statements and other financial information have been audited by other auditor and whose reports have been furnished to us by the Company's Management and our opinion, so far as it relates to the amounts and disclosures included in respect of this one associate is based solely on the reports of its auditor.

Our opinion above on the consolidated financial statements, and our report on Other Legal and Regulatory Requirements below, is not modified in respect of the above matters with respect to our reliance on the work done and the reports of the other auditors and the financial statements and other financial information certified by the Management.

### Report on Other Legal and Regulatory Requirements

As required by Section 143(3) of the Act, based on our audit and on the consideration of report of the other auditors on separate financial statements and the other financial information of subsidiaries, as noted in the 'other matter' paragraph we report, to the extent applicable, that:

- (a) We/the other auditors whose report we have relied upon have sought and obtained all the information and explanations which to the best of our knowledge and belief were necessary for the purposes of our audit of the aforesaid consolidated Ind AS financial statements;
- (b) In our opinion, proper books of account as required by law relating to preparation of the aforesaid consolidation of the financial statements have been kept so far as it appears from our examination of those books and reports of the other auditors;
- (c) The Consolidated Balance Sheet, the Consolidated Statement of Profit and Loss including the Statement of Other Comprehensive Income, the Consolidated Cash Flow Statement and Consolidated Statement of Changes in Equity dealt with by this Report are in agreement with the books of account maintained for the purpose of preparation of the consolidated financial statements;

- (d) In our opinion, the aforesaid consolidated financial statements comply with the Accounting Standards specified under Section 133 of the Act, read with Companies (Indian Accounting Standards) Rules, 2015, as amended;
- (e) On the basis of the written representations received from the directors of the Holding Company as on March 31, 2021 taken on record by the Board of Directors of the Holding Company and the reports of the statutory auditors who are appointed under Section 139 of the Act, of its subsidiary companies, none of the directors of the Group's companies, incorporated in India is disqualified as on March 31, 2021 from being appointed as a director in terms of Section 164 (2) of the Act;
- (f) With respect to the adequacy and the operating effectiveness of the internal financial controls over financial reporting with reference to these consolidated financial statements of the Holding Company and its subsidiary companies incorporated in India, refer to our separate Report in "Annexure" to this report
- (g) In our opinion and based on the consideration of reports of other statutory auditor of the subsidiary incorporated in India, the managerial remuneration for the year ended March 31, 2021 has been paid / provided by the Holding Company and its subsidiary incorporated in India to their directors in accordance with the provisions of section 197 read with Schedule V to the Act.
- (h) With respect to the other matters to be included in the Auditor's Report in accordance with Rule 11 of the Companies (Audit and Auditors) Rules, 2014, as amended, in our opinion and to the best of our information and according to the explanations given to us and based on the consideration of the report of the other auditors on separate financial statements as also the other financial information of the subsidiaries, as noted in the 'Other matter' paragraph :-
- (a) The consolidated financial statements disclose the impact of pending litigations on its consolidated financial position of the Group in its consolidated Ind AS financial statements – Refer Note 35 to the consolidated Ind AS financial statements;
- (b) The Group did not have any material foreseeable losses in long-term contracts including derivative contracts during the year ended March 31, 2021;
- (c) There has been no delay in transferring amounts, required to be transferred, to the Investor Education and Protection Fund by the Holding Company during the year ended March 31, 2021.

For, M. M. Thakkar & Co.  
Chartered Accountants  
Firm Registration No.110905W  
**Darshak M Thakkar**  
Partner  
Membership No.103762  
UDIN: 21103762AAAAHV2192

Place: Ahmedabad  
Date : 21<sup>st</sup> June, 2021

## **ANNEXURE TO THE INDEPENDENT AUDITOR'S REPORT OF EVEN DATE ON THE CONSOLIDATED FINANCIAL STATEMENTS OF GOKUL REFOILS & SOLVENT LIMITED**

(Referred to in paragraph (f) under 'Report on Other Legal and Regulatory Requirements' section of our report of even date)

### **Report on the Internal Financial Controls under Clause (i) of Sub-Section 3 of Section 143 of the Companies Act, 2013**

#### **Opinion**

We have audited the Internal Financial Controls over financial reporting of Gokul Refoils & Solvent Limited as of 31<sup>st</sup> March, 2021 in conjunction with our audit of the Consolidated Financial Statements of the Group for the year ended on that date.

In our opinion, the Holding Company has, in all material respects, an adequate internal financial controls system over financial reporting and such Internal Financial Controls over financial reporting were operating effectively as at 31<sup>st</sup> March, 2021, based on the internal control over financial reporting criteria established by the Group considering the essential components of internal control stated in the Guidance Note on Audit of Internal Financial Controls Over Financial Reporting issued by the Institute of Chartered Accountants of India.

#### **Management's Responsibility for Internal Financial Controls**

The respective company's management is responsible for establishing and maintaining internal financial controls based on the internal control over financial reporting criteria established by the Holding Company considering the essential components of internal control stated in the Guidance Note on Audit of Internal Financial Controls over Financial Reporting issued by the Institute of Chartered Accountants of India ('ICAI'). These responsibilities include the design, implementation and maintenance of adequate internal financial controls that were operating effectively

for ensuring the orderly and efficient conduct of its business, including adherence to Respective companies policies, the safeguarding of its assets, the prevention and detection of frauds and errors, the accuracy and completeness of the accounting records, and the timely preparation of reliable financial information, as required under the Act.

### Auditors' Responsibility

Our responsibility is to express an opinion on the Group's Internal Financial Controls over financial reporting based on our audit. We conducted our audit in accordance with the Guidance Note on Audit of Internal Financial Controls Over Financial Reporting (the "Guidance Note") and the Standards on Auditing, issued by ICAI and deemed to be prescribed under Section 143(10) of the Companies Act, 2013, to the extent applicable to an audit of Internal Financial Controls, both applicable to an audit of Internal Financial Controls and, both issued by the Institute of Chartered Accountants of India. Those Standards and the Guidance Note require that we comply with ethical requirements and plan and perform the audit to obtain reasonable assurance about whether adequate internal financial controls over financial reporting with reference to these consolidated Ind AS financial statements was established and maintained and if such controls operated effectively in all material respects.

Our audit involves performing procedures to obtain audit evidence about the adequacy of the internal Financial Controls system over financial reporting and their operating effectiveness. Our audit of Internal Financial Controls over financial reporting included obtaining an understanding of Internal Financial Controls over financial reporting, assessing the risk that a material weakness exists, and testing and evaluating the design and operating effectiveness of internal control based on the assessed risk. The procedures selected depend on the Auditor's judgment, including the assessment of the risks of material misstatement of the financial statements, whether due to fraud or error.

We believe that the audit evidence we have obtained is sufficient and appropriate to provide a basis for our audit opinion on the Group's Internal Financial Controls system over financial reporting.

### Meaning of Internal Financial Controls Over Financial Reporting

A Group's Internal Financial Control over financial reporting is a process designed to provide reasonable assurance regarding the reliability of financial reporting and the preparation of financial statements for external purposes in accordance with Generally Accepted Accounting Principles. A company's Internal Financial Control over financial reporting includes those policies and procedures that:

- (1) pertain to the maintenance of records that, in reasonable detail, accurately and fairly reflect the transactions and dispositions of the assets of the Company;
- (2) provide reasonable assurance that transactions are recorded as necessary to permit preparation of financial statements in accordance with Generally Accepted Accounting Principles, and that receipts and expenditures of the Company are being made only in accordance with authorisations of management and directors of the Company; and
- (3) provide reasonable assurance regarding prevention or timely detection of unauthorised acquisition, use, or disposition of the company's assets that could have a material effect on the financial statements.

### Inherent Limitations of Internal Financial Controls Over Financial Reporting

Because of the inherent limitations of internal financial controls over financial reporting, including the possibility of collusion or improper management override of controls, material misstatements due to error or fraud may occur and not be detected. Also, projections of any evaluation of the Internal Financial Controls over financial reporting to future periods are subject to the risk that the Internal Financial Control over financial reporting may become inadequate because of changes in conditions, or that the degree of compliance with the policies or procedures may deteriorate.

### Other Matter

Our aforesaid report under section 143(3)(i) of the Act on the adequacy and operating effectiveness of the internal financial controls Over Financial Reporting insofar as it relates to subsidiary/ stepdown subsidiary companies and an associate company, which are companies incorporated in India is solely based on the corresponding reports of the auditors of such companies. Our opinion is not modified in respect of the above matter with respect to our reliance on the work done by and the reports of the other auditors.

For, M. M. Thakkar & Co.  
Chartered Accountants  
Firm Registration No.110905W  
**Darshak M Thakkar**

Partner  
Membership No.103762  
UDIN: 21103762AAAAHV2192

Place: Ahmedabad  
Date : 21<sup>st</sup> June, 2021

## Consolidated Balance Sheet as on 31<sup>st</sup> March, 2021

Rs. in Lakhs

Particulars	Note No.	As on 31 <sup>st</sup> March, 2021	As on 31 <sup>st</sup> March, 2020
<b>1 ASSETS</b>			
<b>Non-current assets</b>			
(a) Property, plant and equipment	2	6,801.58	7,248.48
(b) Capital work-in-progress	2	225.69	222.90
(c) Investment Property	2.1	1,164.99	-
(d) Intangibles	2	6.56	10.17
(e) Financial Assets		-	-
(i) Investments		-	-
a) Investments in Associate and Partnership Firm	3	400.00	400.00
b) Other Investments	3.1	1.04	1.47
(ii) Loan	4	2,192.16	2,046.34
(iii) Other Financial Assets	5	57.08	99.33
(f) Deferred tax assets (Net)	6	-	-
(g) Other Non-Current Assets	7	243.89	145.24
		<b>11,092.98</b>	<b>10,173.94</b>
<b>Current assets</b>			
(a) Inventories	8	28,029.13	16,163.48
(b) Financial assets		-	-
(i) Investments	9	1,950.36	3,499.14
(ii) Trade receivables	10	10,691.85	8,738.07
(iii) Cash and Cash Equivalents	11	2,372.31	2,443.51
(iv) Other Bank balance	12	4,262.55	4,319.03
(v) Loans	13	1,210.30	1,875.30
(vi) Others Financial Assets	14	546.40	1,464.16
(c) Other current assets	15	10,264.45	10,963.87
(d) Current Tax Assets (Net)	24	-	15.19
		<b>59,327.38</b>	<b>49,481.75</b>
<b>Total Assets</b>		<b>70,420.36</b>	<b>59,655.69</b>
<b>2 EQUITY AND LIABILITIES</b>			
<b>EQUITY</b>			
(a) Equity share capital	16	1,979.90	2,637.90
(b) Other equity	17	25,753.08	27,858.33
<b>Total equity</b>		<b>27,732.98</b>	<b>30,496.23</b>
<b>LIABILITIES</b>			
<b>Non-current liabilities</b>			
(a) Provisions	18	179.68	173.66
(b) Deferred tax liabilities (Net)	6	201.76	337.90
		<b>381.44</b>	<b>511.56</b>
<b>Current liabilities</b>			
(a) Financial liabilities			
(i) Borrowings	19	28,334.39	23,159.52
(ii) Trade payables	20	-	-
(a) Total outstanding dues of micro and small enterprises		163.56	132.50
(b) Total outstanding dues of creditors other than micro and small enterprises		8,889.69	1,942.00
(ii) Other Financial liabilities	21	1.11	0.95
(b) Other current liabilities	22	4,686.53	3,359.08
(c) Provisions	23	47.34	53.86
(d) Current Tax Liabilities (Net)	24	183.31	-
		<b>42,305.94</b>	<b>28,647.90</b>
<b>Total Liabilities</b>		<b>42,687.38</b>	<b>29,159.46</b>
<b>Total Equity and Liabilities</b>		<b>70,420.36</b>	<b>59,655.69</b>

Significant accounting policies and notes forming part of Financial Statements 1 to 44

As per our report of even date attached

For and on behalf of the board

**For M. M. THAKKAR & CO.**  
Chartered Accountants  
(Registration No: 110905W)

**Balvantsinh C Rajput**  
Chairman and Managing Director  
(DIN 00315565)

**Shaunak Mandalia**  
Director & Chief Financial Officer  
(DIN 06649347)

**Darshak M Thakkar**  
Partner  
Membership No:103762  
UDIN : 21103762AAAAHU5250

**Praveen Khandelwal**  
Chief Executive Officer

**Abhinav Mathur**  
Company Secretary  
Membership No.A22613

21<sup>st</sup> June, 2021, Ahmedabad

21<sup>st</sup> June, 2021, Ahmedabad

# Consolidated Statement of Profit & Loss for the Year ended 31<sup>st</sup> March, 2021

Rs. in Lakhs

Particulars	Note No.	As on 31 <sup>st</sup> March, 2021	As on 31 <sup>st</sup> March, 2020
<b>INCOME</b>			
Revenue from operations	25	2,46,466.59	2,16,121.68
Other income	26	1,237.75	2,294.37
<b>Total Income</b>		<b>2,47,704.33</b>	<b>2,18,416.05</b>
<b>EXPENSES</b>			
Cost of Material Consumed	27	2,22,124.14	1,88,116.35
Purchase of Stock in Trade	28	7,737.13	16,226.74
Changes In Inventories Of Finished Goods, Work-In-Progress And Stock-In-Trade	29	2,163.45	(331.68)
Employee benefits expense	30	1,400.08	1,422.43
Finance costs	31	2,005.14	2,857.21
Depreciation and amortization expense	2	535.16	556.22
Other expenses	32	9,049.68	6,911.47
<b>Total Expenses</b>		<b>2,45,014.77</b>	<b>2,15,758.75</b>
<b>Profit/(loss) before exceptional items and tax</b>		<b>2,689.57</b>	<b>2,657.30</b>
Exceptional items		-	-
<b>Profit/(loss) before tax</b>		<b>2,689.57</b>	<b>2,657.30</b>
<b>Tax expense:</b>			
Current tax		772.22	249.58
Deferred tax Liability / (Assets)	6	(138.04)	506.12
Excess/(Short) Provision Of Earlier Years		9.75	(76.49)
<b>Income tax expense</b>		<b>643.93</b>	<b>679.21</b>
<b>Net Profit/(Loss) from ordinary activities after tax</b>		<b>2,045.64</b>	<b>1,978.08</b>
<b>Other comprehensive income / (Expenses)</b>			
Other comprehensive income that will not be reclassified to profit or loss			
(i) Remeasurement gains (losses) on defined benefit plans (Gratuity)	33	7.56	(35.37)
(ii) Equity Instruments designated through other comprehensive income		-	(0.04)
Income tax effect Liability / (Assets) on above remeasurement	6	1.90	(9.09)
<b>Other comprehensive income for the year</b>		<b>5.66</b>	<b>(26.31)</b>
<b>Total comprehensive income for the year</b>		<b>2,051.29</b>	<b>1,951.77</b>
<b>Earning per equity share:</b>			
Earning per equity share			
(1) Basic In Rupees		2.07	1.50
(2) Diluted In Rupees		2.07	1.50

Significant accounting policies and notes forming part of Financial Statements 1 to 44

As per our report of even date attached

For and on behalf of the board

**For M. M. THAKKAR & CO.**  
Chartered Accountants  
(Registration No: 110905W)

**Darshak M Thakkar**  
Partner  
Membership No:103762  
UDIN : 21103762AAAAHU5250

21<sup>st</sup> June, 2021, Ahmedabad

**Balvantsinh C Rajput**  
Chairman and Managing Director  
(DIN 00315565)

**Praveen Khandelwal**  
Chief Executive Officer

**Shaunak Mandalia**  
Director & Chief Financial Officer  
(DIN 06649347)

**Abhinav Mathur**  
Company Secretary  
Membership No.A22613

21<sup>st</sup> June, 2021, Ahmedabad

## Consolidated Cash Flow Statement for the year ended on 31<sup>st</sup> March, 2021

Rs. in Lakhs

Particulars	For the year ended on 31 <sup>st</sup> March, 2021	For the year ended on 31 <sup>st</sup> March, 2020
<b>A. Cash Flow From Operating Activities</b>		
Net Profit before tax for the year	2,689.57	2,657.30
<b>Adjustment For :-</b>		
Depreciation and amortization expenses	535.16	556.22
Loss/(Profit) On Sale Of Fixed Assets-Net	-	10.21
Interest Income	(647.45)	(976.99)
Interest Expenses (Including Prepaid expense out)	1,915.56	2,726.25
(Profit)/Loss From Partnership Firm	(120.34)	(68.47)
Gain On Sale Of Mutual Fund	(5.41)	(27.05)
Provision For Retirement Benefits	100.24	49.65
Provision For Doubtful Debts	34.00	108.00
<b>Total</b>	<b>1,811.76</b>	<b>2,377.83</b>
<b>Operating Profit ( Loss) Before Working Capital Changes</b>	<b>4,501.33</b>	<b>5,035.12</b>
<b>Adjustment For :-</b>		
( Increase)/ Decrease In Non Current Other Financial Assets	42.25	(26.06)
( Increase)/ Decrease In Other Non Current Assets	(98.65)	557.08
( Increase)/ Decrease In Inventories	(11,865.66)	(2,073.89)
( Increase)/ Decrease In Trade Receivables	(1,953.78)	1,750.12
( Increase)/ Decrease In Other Bank balance	56.47	153.62
( Increase)/ Decrease In Current Financial Loan	665.00	(175.00)
( Increase)/ Decrease In Current Others Financial Assets	917.76	(139.45)
( Increase)/ Decrease In Others Current Assets	699.42	2,167.45
Increase / (Decrease) In Current Financial Liabilities - Trade Payables	6,978.76	(504.96)
Increase / (Decrease) In Current Financial Liabilities - Other Liabilities	0.16	-
Increase / (Decrease) In Other Current Liabilities	1,271.03	251.77
<b>Cash Generated From Operations</b>	<b>1,214.09</b>	<b>6,995.80</b>
Direct Tax (Paid) /Received	(580.06)	(401.63)
Retirement Benefits paid	(74.17)	(97.62)
<b>Net Cash From Operating Activities Total</b>	<b>559.86</b>	<b>6,496.55</b>
<b>B. Net Cash Flow From Investment Activities</b>		
Sales Proceeds from Disposal of Other Fixed Assets	-	22.66
Purchase Of Fixed Assets	(787.35)	(458.76)
Purchase Of Investment Property	(465.08)	-
(Purchase)/Disposal Of Current Investment	1,548.78	314.95
Interest Received	647.45	976.99
Profit/(Loss) from Partnership Firm	120.34	68.47
Gain On Sale Of Mutual Fund	5.41	27.05
(Purchase)/Disposal Of Non Current Investment - Capital repatriation	0.43	0.04
Loan To Subsidiary /Associates	(145.81)	(181.72)
<b>Net Cash From Investment Activities</b>	<b>924.17</b>	<b>769.68</b>

## Consolidated Cash Flow Statement for the year ended on 31<sup>st</sup> March, 2021

Rs. in Lakhs

Particulars	For the year ended on 31 <sup>st</sup> March, 2021	For the year ended on 31 <sup>st</sup> March, 2020
<b>C. Cash Flows From Financing Activities</b>		
Interest Paid	(1,915.56)	(3,053.12)
Payment for buy back of shares including transaction cost	(3,981.41)	-
Payment of tax on buy back of share	(833.13)	-
(Repayment)/Acquisition of Short term borrowings	5,174.88	(3,129.06)
<b>Net Cash From Financial Activities</b>	<b>(1,555.22)</b>	<b>(6,182.18)</b>
<b>Net Increase /(-) Decrease In Cash And Cash Equivalents</b>	<b>(71.19)</b>	<b>1,084.05</b>
Opening Balance In Cash And Cash Equivalents	2,443.51	1,359.46
<b>Closing Balance In Cash And Cash Equivalents</b>	<b>2,372.31</b>	<b>2,443.51</b>
<b>Reconciliation of cash and cash equivalent with Balance sheet</b>		
cash and cash equivalent as per Balance sheet	2,372.31	2,443.51
<b>Closing Balance In Cash And Cash Equivalents as per Balance sheet</b>	<b>2,372.31</b>	<b>2,443.51</b>

As per our report of even date attached

**For M. M. THAKKAR & CO.**Chartered Accountants  
(Registration No: 110905W)**Darshak M Thakkar**Partner  
Membership No:103762  
UDIN : 21103762AAAAHU525021<sup>st</sup> June, 2021, Ahmedabad**For and on behalf of the board****Balvantsinh C Rajput**Chairman and Managing Director  
(DIN 00315565)**Praveen Khandelwal**

Chief Executive Officer

**Shaunak Mandalia**Director & Chief Financial Officer  
(DIN 06649347)**Abhinav Mathur**Company Secretary  
Membership No.A2261321<sup>st</sup> June, 2021, Ahmedabad

# Statement of Changes in Equity for the Year Ended 31<sup>st</sup> March, 2021

## (a) Equity Share Capital

Rs. in Lakhs

Particulars	As on 31 <sup>st</sup> March, 2021		As on 31 <sup>st</sup> March, 2020	
	Number (in Lakhs)	Amount	Number (in Lakhs)	Amount
Balance at the beginning of the reporting period	1,318.95	2,637.90	1,318.95	2,637.90
Changes in Equity Share capital during the year	329.00	658.00	-	-
Balance at the end of the reporting period	989.95	1,979.90	1,318.95	2,637.90

## (b) Other Equity

Rs. in Lakhs

Particulars	Capital Redemption Reserve	Capital Reserve Account	Securities Premium Account	General Reserve	Retained Earning	Total
<b>Balance at 1<sup>st</sup> April, 2019</b>	-	89.47	379.05	6,238.75	19,199.30	25,906.56
Profit for the year	-	-	-	-	1,978.08	1,978.08
Other Comprehensive Income for the year	-	-	-	-	(26.31)	(26.31)
<b>Total Comprehensive Income for the year</b>	-	-	-	-	0.02	1,951.77
<b>Balance at 31<sup>st</sup> March, 2020</b>	-	89.47	379.05	6,238.75	19,199.32	27,858.33
(+) Transfer from Retained Earning	658.00	-	-	-	-	658.00
(-)Utilisation for buy back	-	-	(379.05)	-	(2,910.95)	(3,290.00)
(-) Income tax on buyback	-	-	-	-	(833.13)	(833.13)
(-) Expenditure on buy back	-	-	-	-	(33.41)	(33.41)
(-)Transfer to capital redemption reserve	-	-	-	-	(658.00)	(658.00)
Profit for the year	-	-	-	-	2,045.64	2,045.64
Other Comprehensive Income for the year	-	-	-	-	5.66	5.66
<b>Total Comprehensive Income for the year</b>	-	-	-	-	2,051.29	2,051.29
<b>Balance at 31<sup>st</sup> March, 2021</b>	658.00	89.47	0.00	6,238.75	16,815.11	25,753.08

As per our report of even date attached

For and on behalf of the board

### For M. M. THAKKAR & CO.

Chartered Accountants  
(Registration No: 110905W)

### Darshak M Thakkar

Partner  
Membership No:103762  
UDIN : 21103762AAAAHU5250

21<sup>st</sup> June, 2021, Ahmedabad

### Balvantsinh C Rajput

Chairman and Managing Director  
(DIN 00315565)

### Praveen Khandelwal

Chief Executive Officer

### Shaunak Mandalia

Director & Chief Financial Officer  
(DIN 06649347)

### Abhinav Mathur

Company Secretary  
Membership No.A22613

21<sup>st</sup> June, 2021, Ahmedabad



## STATEMENT ON SIGNIFICANT ACCOUNTING POLICIES

### BACKGROUND

Gokul Refoils and Solvent Limited ('the Company') is a Public Limited Company. The Company, its subsidiaries and associate collectively referred as "the Group" engaged in the business of processing of oil seeds and refining of crude oil for edible use, trading in oil seeds and edible/non edible oils. The consolidated financial statements as at March 31, 2021 presents the financial position of the Group as well as its interest in associate company. The Company is listed on the Bombay Stock Exchange Limited (BSE) and National Stock Exchange of India Limited (NSE).

These Consolidated financial statements were authorised for issue by the Board of Directors on June 21, 2021.

### 1 BASIS OF PREPARATION AND SIGNIFICANT ACCOUNTING POLICIES

#### 1.1 BASIS OF PREPARATION OF ACCOUNTS

a) **Statement of compliance with Ind AS**

These financial statements have been prepared in accordance with the Indian Accounting Standards (hereinafter referred to as the 'Ind AS') as notified by Ministry of Corporate Affairs pursuant to Section 133 of the Companies Act, 2013 ('Act') read with of the Companies (Indian Accounting Standards) Rules, 2015 as amended and other relevant provisions of the Act as applicable to the consolidated financial statements. The accounting policies are applied consistently to all the periods presented in the financials.

b) **Functional and presentation currency**

These Consolidated financial statements are presented in Indian rupees, which is the Group's functional currency. All amounts have been rounded to the nearest rupees, unless otherwise indicated.

c) **Basis of Measurement**

These Consolidated financial statements have been prepared on a historical cost convention basis, except for the following:

- (i) Certain financial assets and liabilities that are measured at fair value.
- (ii) Assets held for sale- Measured at the lower of (a) carrying amount and (b) Fair Value less cost to sell.
- (iii) Net defined benefit plans- Plan assets measured at Fair Value less present value of defined benefit obligation.
- (iv) Determining the Fair Value

While measuring the Fair Value of an asset or a liability, the Group uses observable market data as far as possible. Fair values are categorised into different levels in a Fair Value hierarchy based on the inputs used in the valuation techniques as follows.

Level 1: Quoted prices (unadjusted) in active markets for identical assets or liabilities.

Level 2: inputs other than quoted prices included in Level 1 that are observable for the asset or liability, either directly (i.e. as prices) or indirectly (i.e. derived from prices).

Level 3: inputs for the asset or liability that are not based on observable market data (unobservable inputs).

If the inputs used to measure the Fair Value of an asset or a liability fall into different levels of the Fair Value hierarchy, then the fair value measurement is categorised in its entirety in the same level of the Fair Value hierarchy as the lowest level input that is significant to the entire measurement.

d) **Basis of Consolidation**

The consolidated financial statements incorporate the financial statements of the Group. It also includes the Group's share of profits, net assets and retained post-acquisition reserves of associate that are consolidated using the equity or proportionate method of consolidation, as applicable. Control over an entity in the Group is achieved when the Group is exposed to, or has rights to the variable returns of the entity and ability to affect those returns through its power over the entity. The results of subsidiary, step down subsidiary and associate acquired or disposed off during the year are included in the consolidated statement of profit and loss from the effective date of acquisition or up to the effective date of disposal, as appropriate. Wherever necessary, adjustments are made to the financial statements of subsidiary, step down subsidiary and associate to bring their accounting policies in line with those used by other members of the Group.

**The information about the Group is as follows**

S. No.	Name of the entity	Country of Domicile	Nature of control	Proportion of ownership interest
1	Gokul Agri International Ltd.	India	Subsidiary	100%
2	Professional Commodities Services Ltd.	India	Stepdown subsidiary	100%
3	Gujarat Gokul Power Ltd.	India	Associate	48%

The consolidated financial statements have been prepared on the following basis:

- (i) The financial statements of the Company and its subsidiaries are combined on a line by line basis by adding together like items of assets, liabilities, equity, incomes, expenses and cash flows, after fully eliminating intra-group balances and intra-group transactions.
  - (ii) Profits or losses resulting from intra-group transactions that are recognised in assets, such as inventory and property, plant & equipment, are eliminated in full.
  - (iii) In case of foreign subsidiary, revenue items are consolidated at the average rate prevailing during the year. All assets and liabilities are converted at rates prevailing at the end of the year. Any exchange difference arising on consolidation is recognised in the Foreign Currency Translation Reserve.
  - (iv) Offset (eliminate) the carrying amount of the parent's investment in each subsidiary and the parent's portion of equity of each subsidiary.
  - (v) The items are consolidated at the average rate prevailing during the year. All assets and liabilities are converted at rates prevailing at the end of the year. Any exchange difference arising on consolidation is recognised in the Foreign Currency Translation Reserve.
  - (vi) Non-Controlling Interest's share of profit / loss of consolidated subsidiaries for the year is identified and adjusted against the income of the group in order to arrive at the net income attributable to shareholders of the Company.
  - (vii) Non-Controlling Interest's share of net assets of consolidated subsidiaries is identified and presented in the Consolidated Balance Sheet separate from liabilities and the equity of the Company's shareholders.
  - (ix) Investment in Associates has been accounted under the equity method as per Ind AS 28 - Investments in Associates and Joint Ventures.
  - (x) The Company accounts for its share of post-acquisition changes in net assets of associate after eliminating unrealised profits and losses resulting from transactions between the Company and its associate to the extent of its share, through its Consolidated Statement of Profit and Loss, to the extent such change is attributable to the associate' Statement of Profit and Loss and through its reserves for the balance based on available information.
- e) **Use of Estimates and Judgement**

The preparation of financial statements in accordance with Ind AS requires management to make judgments, estimates and assumptions that affect the application of accounting policies and the reported amount of assets, liabilities, income and expenses. Actual results may differ from these estimates. Estimates and underlying assumptions are reviewed on an ongoing basis. Revisions to the accounting estimates are recognized in the period in which the estimates are known or materialised. The most significant estimates and assumptions are described below:

**(i) Judgements**

Information about judgments made in applying accounting policies that have the significant effect on amounts recognised in the financial statement are as below:

- Leases identification- Whether an agreement contains a lease.
- Classification of lease - Whether Operating or Finance

**(ii) Assumptions and Estimations**

Information about assumption and estimation uncertainties that have significant risk of resulting in a material adjustment are as below:

**1. Impairment test of non-financial assets**

For the purpose of assessing recoverability of non-financial assets, assets are grouped at the lower levels for which there are individually identifiable cash flows (Cash Generating Units).

**2. Allowance for bad debts**

The Management makes estimates related to the recoverability of receivables, whose book values are adjusted through an allowance for Expected losses. Management specifically analyzes accounts receivable, customers' creditworthiness, current economic trends and changes in customer's collection terms when assessing the adequate allowance for expected losses, which are estimated over the lifetime of the debts.

**3. Recognition and measurement of Provisions and Contingencies**

The Group's Management estimates key assumptions about the likelihood and magnitude of an outflow of resources based on available information and the assumptions and methods deemed appropriate. Wherever required, these estimates are prepared with the assistance of legal counsel. As and when additional information becomes available to the Group, estimates are revised and adjusted periodically.

**4. Recognition of Deferred Tax Assets**

The Management makes estimates as regards to availability of future taxable profits against which unabsorbed depreciation/ tax losses carried forward can be used.

**5. Measurements of Defined benefit obligations**

The measurements are based on key actuarial assumptions.

**6. Impact of COVID 19**

The Group has considered the possible impact that may arise from COVID-19, a global pandemic, on the carrying amount of its assets including inventory and receivables. In developing the assumptions relating to the impact of possible future uncertainties in global economic conditions because of this pandemic, the Group, as at the date of approval of these financial results has used internal and external sources of information including economic forecasts. The Group based on current estimates expects the carrying amount of the above assets will be recovered, net of provisions established.

**f) Application of New Accounting Pronouncements**

Amendment to Ind AS 116 "Leases" – Insertion of practical expedient for COVID-19 related lease concessions.

1. The amendment provides lessee with a practical expedient and an exemption to assess whether a COVID-19 related rent concession is a lease modification to payments originally due on or before June 30, 2021. Amendment also requires disclosure of the amount recognised in statement of profit and loss to reflect changes in lease payments that arise from such concession. The Group has not recognised any amount as reversal of lease liability in the statement of profit and loss.

**g) Current and non-current classification**

All assets and liabilities have been classified as current or non-current as per the Group's normal operating cycle (not exceeding twelve months) and other criteria set out in the Schedule III to the Act

**h) Rounding of amounts**

All amounts disclosed in the financial statements and notes have been rounded off to the nearest Lakhs as per the requirement of Schedule III, unless otherwise stated.

**1.2 SIGNIFICANT ACCOUNTING POLICIES****a) Property, Plant and Equipment****(i) Recognition and measurement**

Group had applied for the one time transition exemption of considering the carrying cost on the transition date i.e. 1<sup>st</sup> April, 2016 as the deemed cost under IND AS. Hence regarded thereafter as historical cost.

Free hold land is carried at cost. All other items of Property, Plant and Equipment are measured at cost (which includes capitalised borrowing costs) less accumulated depreciation and accumulated impairment losses, if any. The cost of an item of Property, Plant and Equipment comprises:

- a) its purchase price, including import duties and nonrefundable purchase taxes, after deducting trade discounts and rebates.
- b) any costs directly attributable to bringing the asset to the location and condition necessary for it to be capable of operating in the manner intended by the management.
- c) the initial estimate of the costs of dismantling and removing the item and restoring the site on which it is located.

If significant parts of an item of Property, Plant and Equipment have different useful lives, then they are accounted for as separate items (major components) of Property, Plant and Equipment and depreciated accordingly. Any gain or loss on disposal of an item of Property, Plant and Equipment is recognised in Statement of profit or loss.

**(ii) Subsequent expenditure**

Subsequent expenditure is capitalised only if it is probable that the future economic benefits associated with the expenditure will flow to the Company.

**(iii) Depreciation, Estimated useful life and estimated residual value**

Depreciation is calculated using the Straight Line Method, pro rata to the period of use, taking into account useful lives and residual value of the assets. The Group depreciates its property, plant and equipment over the useful life in the manner prescribed in Schedule II to the Act and management believe that useful life of assets are same as those prescribed in Schedule II to the Act. Depreciation is computed with reference to cost or revalued value as per previous GAPP as the case may be. The assets residual value and useful life are reviewed and adjusted, if appropriate, at the end of each reporting period. Gains and losses on disposal are determined by comparing proceeds with carrying amounts. These are included in the statement of Profit and Loss.

**b) Intangible Assets**

- A Intangible assets acquired separately are measured on initial recognition at cost. The cost of intangible assets acquired in a business combination is their fair value at the date of acquisition. Following initial recognition, intangible assets are carried at cost less any accumulated amortization and accumulated impairment losses.
- B Internally generated intangibles are not capitalised and the related expenditure is reflected in the Statement of Profit and Loss in the period in which the expenditure is incurred.
- C Trade Marks, Technical Know-how Fees and other similar rights are amortised over their estimated useful life.
- D Capitalised cost incurred towards purchase/ development of software is amortised using straight line method over its useful life of five years as estimated by the management at the time of capitalisation.
- E Intangible assets with indefinite useful lives are not amortised, but are tested for impairment annually, either individually or at the cash-generating unit level. The assessment of indefinite life is reviewed annually to determine whether the indefinite life continues to be supportable. If not, the change in useful life from indefinite to finite is made on a prospective basis.
- F An item of intangible asset initially recognised is derecognised upon disposal or when no future economic benefits are expected from its use or disposal. Any gain or loss arising on de-recognition of the asset [calculated as the difference between the net disposal proceeds and the carrying amount of the asset] is included in the Statement of Profit and Loss when the asset is derecognised.

**c) Financial Instruments**

A financial instrument is any contract that gives rise to a financial asset of one entity and a financial liability or equity instrument of another entity. Financial instruments also include derivative contracts such as foreign currency foreign exchange forward contracts, interest rate swaps and currency options.

**(i) Financial Assets**

A financial instrument is any contract that gives rise to a financial asset of one entity and a financial liability or equity instrument of another entity. Financial instruments also include derivative contracts such as foreign currency foreign exchange forward contracts, interest rate swaps and currency options.

**a) Classification**

The Group classifies its financial assets in the following measurement categories:

- those to be measured subsequently at Fair Value Through Other Comprehensive Income-[FVTOCI], or Fair Value Through Profit and Loss-[FVTPL] and - those measured at Amortised Cost.[AC]. The classification depends on the Group's business model for managing the financial assets and the contractual terms of the cash flows.

**b) Measurement**

At initial recognition, the Group measures a financial asset at its fair value. Transaction costs of financial assets carried at fair value through the Profit and Loss are expensed in the Statement of Profit and Loss.

**In case of investments****i) In Equity instruments**

- For subsidiaries, associates and Joint ventures - Investments are measured at cost and tested for impairment periodically. Impairment (if any) is charged to the Statement of Profit and Loss.
- For Other than subsidiaries, associates and Joint venture - Investments are measured at FVTOCI.

**ii) In Mutual fund**

Measured at FVTPL.

**iii) In Debt instruments**

The Group measures the debts instruments at Amortised Cost. Assets that are held for collection of contractual cash flows where those cash flows represent solely payment of principal and interest [SPPI] are measured at amortised cost. Gain or loss on a debt instrument that is subsequently measured at amortised cost and is not part of the hedging relationship, is recognised in profit or loss when the asset is derecognised or impaired. Interest income from these financial assets is included in finance income using the Effective interest rate method.

**c) Derecognition of financial assets**

A financial asset is derecognised only when:

- The Group has transferred the rights to receive cash flows from financial asset, or
- Retains the contractual rights to receive the cash flows of the financial assets, but assumes a contractual obligation to pay the cash flows to one or more recipients.

Where the Group has transferred an asset and has transferred substantially all risks and rewards of ownership of the financial asset, the financial asset is derecognised.

Where the Group has not transferred substantially all risks and rewards of ownership of the financial asset, the financial asset is not derecognised.

Where the Group has neither transferred a financial asset nor retains substantially all risks and rewards of ownership of the financial asset, the financial asset is derecognised if the Group has not retained the control of the financial asset. Where the Group retains the control of the financial asset, the asset is continued to be recognised to the extent of continuing involvement in the financial asset.

**d) Impairment of financial assets**

In accordance with Ind-AS 109, the Group applies Expected Credit Loss (ECL) Model for measurement and recognition of impairment loss on the following financial assets and credit risk exposure:

- a) Financial assets that are debt instruments and are measured at amortised cost e.g., loans, debt securities, deposits, and bank balance.
- b) Trade receivables

The Group follows 'simplified approach' for recognition of impairment loss allowance on:

- Trade receivables which do not contain a significant financing component.

The application of simplified approach does not require the Group to track changes in credit risk. Rather, it recognises impairment loss allowance based on lifetime ECLs at each reporting date, right from its initial recognition.

- For recognition of impairment loss on other financial assets and risk exposure, the Group determines whether there has been a significant increase in the credit risk since initial recognition. ECL is used to provide for impairment loss.

**(ii) Financial Liabilities****a) Classification**

The Group classifies its financial liabilities in the following measurement categories:

- those to be measured subsequently at FVTPL and
- those measured at Amortised Cost (AC)

The classification depends on the Group's business model for managing the financial assets and the contractual terms of the cash flows.

**b) Initial recognition and measurement**

Financial liabilities are classified, at initial recognition, as financial liabilities at FVTPL or AC.

All financial liabilities are recognised initially at Fair Value and, in the case of loans and borrowings and payables, net of directly attributable transaction costs.

The Group's financial liabilities include trade and other payables, loans and borrowings including bank overdrafts, financial guarantee contracts and derivative financial instruments.

**c) Financial liabilities at FVTPL**

Financial liabilities at FVTPL include financial liabilities designated upon initial recognition as at Fair Value Through Profit or Loss. Financial liabilities are classified as held for trading if they are incurred for the purpose of repurchasing in the near term. This category also includes derivative financial instruments entered into by the Group that are not designated as hedging instruments in hedge relationships as defined by Ind-AS 109. Separated embedded derivatives are also classified as held for trading unless they are designated as effective hedging instruments.

**Gains or losses on liabilities held for trading are recognised in the profit or loss.**

Financial liabilities designated upon initial recognition at FVTPL are designated at the initial date of recognition, only if the criteria in Ind-AS 109 are satisfied. For liabilities designated as FVTPL, Fair Value gains/ losses attributable to changes in own credit risk are recognized in OCI. These gains/loss are not subsequently transferred to statement of profit or loss. However, the Group may transfer the cumulative gain or loss within equity. All other changes in fair value of such liability are recognised in the statement of profit or loss.

**d) Loans and borrowings**

After initial recognition, interest-bearing loans and borrowings are subsequently measured at amortised cost using the Effective Interest Rate (EIR) method. Gains and losses are recognised in profit or loss when the liabilities are derecognised as well as through the EIR amortisation process. AC is calculated by taking into account any discount or premium on acquisition and fees or costs that are an integral part of the EIR. The EIR amortisation is included as finance costs in the statement of profit and loss. This category generally applies to interest-bearing loans and borrowings.

**e) Derecognition**

A financial liability is derecognised when the obligation under the liability is discharged or cancelled or expires. When an existing financial liability is replaced by another from the same lender on substantially different terms, or the terms of an existing liability are substantially modified, such an exchange or modification is treated as the derecognition of the original liability and the recognition of a new liability. The difference in the respective carrying amounts is recognised in the statement of profit or loss.

**f) Offsetting of financial instruments**

Financial assets and financial liabilities are offset and the net amount is reported in the balance sheet if there is a currently enforceable legal right to offset the recognised amounts and there is an intention to settle on a net basis, to realise the assets and settle the liabilities simultaneously. The legally enforceable right must not be contingent on future events and must be enforceable in the normal course of business and in the event of default, insolvency or bankruptcy of the Group or the counterparty.

**g) Derivative financial instruments**

The Group uses derivative financial instruments, such as forward currency contracts, interest rate swaps and forward commodity contracts to hedge its foreign currency risks, interest rate risks and commodity price risks respectively. Such derivative financial instruments are initially recognised at Fair Value on the date on which a derivative contract is entered into and are subsequently re-measured at Fair Value. Derivatives are carried as financial assets when the Fair Value is positive and as financial liabilities when the Fair Value is negative.

**d) Inventories**

Inventories are measured at the lower of cost and net realisable value after providing for obsolescence, if any, except for realisable by-products which are measured at net realisable value. The cost of inventories is determined using the first-in first out (FIFO) method and includes expenditure incurred in acquiring inventories, production or conversion and other costs incurred in bringing them to their respective present location and condition. In the case of manufactured inventories and work in progress, cost includes an appropriate share of production overheads based on normal operating capacity. The comparison of cost and Net Realisable value is made on an item by item basis. Net realisable value is estimated selling price in the ordinary course of business, less estimated cost of completion

and the estimated costs necessary to make the sale. The net realisable value of work in progress is determined with reference to selling prices of finished products.

e) **Trade Receivable**

Trade receivable are recognised initially at Fair Value and subsequently measured at AC using the effective interest method less provision for impairment. As per Ind AS 109 the Group has applied ECL for recognising the allowance for doubtful debts. Where Group has offered extended credit period [ECP] to the debtors, the said amount is recorded at present value, with corresponding credit in the statement of profit and loss over the tenure of the extended credit period

f) **Cash and Cash Equivalent**

For the purpose of presentation in the statement of the cash flows, cash and cash equivalent includes the cash on hand, deposits held at call with financial institutions other short term, highly liquid investments with original maturity of three months or less that are readily convertible to known amounts of cash and which are subject to an insignificant risk of changes in value.

g) **Contributed Equity**

Equity shares are classified as equity. Incidental costs directly attributable to the issue of new shares or options are shown in equity as a deduction, net of tax, from the proceeds.

**I) Dividends**

Provision is made for the amount of any dividend declared, in the year in which it is approved by shareholders.

**II) Earnings per share**

**(i) Basic earnings per share**

Basic earnings per shares is calculated by dividing Profit/(Loss) attributable to equity holders (adjusted for amounts directly charged to Reserves) before/after Exceptional Items (net of tax) by Weighted average number of Equity shares, (excluding treasury shares).

**(ii) Diluted earnings per share**

Diluted earnings per shares is calculated by dividing Profit/(Loss) attributable to equity holders (adjusted for amounts directly charged to Reserves) before/after Exceptional Items (net of tax) by Weighted average number of Equity shares (excluding treasury shares) considered for basic earning per shares including dilutive potential Equity shares.

h) **Borrowing**

Borrowings are initially recognised at Fair Value, net of transaction costs incurred. Borrowings are subsequently measured at AC. Any difference between the proceeds (net of transaction costs) and the redemption amount is recognised in profit or loss over the period of borrowings using the effective interest method. Processing/Upfront fee are treated as prepaid asset and netted off from borrowings. The same is amortised over the period of the facility to which it relates. Preference shares are classified as liabilities. The dividends on these preference shares, if approved, by shareholders in the forthcoming Annual General Meeting, are recognised in profit or loss as finance costs, in the year when approved. Borrowings are derecognised from the balance sheet when the obligation specified in the contract is discharged, cancelled or expired. The difference between the carrying amount of the financial liability that has been extinguished or transferred to another party and the consideration paid including any non-cash assets transferred or liability assumed, is recognised in Statement of profit or loss as other gains or (losses). Borrowings are classified as current liabilities unless the Company has an unconditional right to defer the settlement of liabilities for at least twelve months after the reporting period. Where there is a breach of a material provision of a long term loan arrangement on or before the end of the reporting period with the effect that the liability becomes payable on demand on the reporting date, the same is classified as current unless the lender agreed, after the reporting period and before the approval of financial statements for issue, not to demand payment as a consequence of the breach.

i) **Trade and Other payables**

These amounts represent liabilities for goods and services provided to the Group prior to the end of financial year which are unpaid at the period end. Trade and other payables are presented as current liabilities unless payment is not due within 12 months after the reporting period. They are recognised initially at their Fair Value and subsequently measured at amortised cost using the effective interest method.

j) **Foreign Currency Transactions**

Transactions in foreign currencies are translated into the functional currencies of the Group at the exchange rate prevailing at the date of the transactions. Monetary assets (other than investments in companies registered outside India) and liabilities denominated in foreign currencies are translated into the functional currency at the exchange rate at the reporting date. Investments in companies registered outside India are converted at rate prevailing at the date of acquisition. Non-monetary assets and liabilities that are measured

at Fair Value in a foreign currency are translated into the functional currency at the exchange rate when the Fair Value was determined. Non-monetary items that are measured based on historical cost in a foreign currency are not translated. Difference on account of changes in foreign currency are generally charged to the statement of profit & loss.

**k) Revenue Recognition**

Revenue is recognized on satisfaction of performance obligation upon transfer of control of promised products or services to customers in an amount that reflects the consideration the Company expects to receive in exchange for those products or services.

The Group does not expect to have any contracts where the period between the transfer of the promised goods or services to the customer and payment by the customer exceeds one year. As a consequence, it does not adjust any of the transaction prices for the time value of money.

The Group satisfies a performance obligation and recognises revenue over time, if one of the following criteria is met:

- 1 The customer simultaneously receives and consumes the benefits provided by the Company's performance as the Group performs; or
- 2 The Group's performance creates or enhances an asset that the customer controls as the asset is created or enhanced; or
- 3 The Group's performance does not create an asset with an alternative use to the Company and an entity has an enforceable right to payment for performance completed to date.

For performance obligations where one of the above conditions are not met, revenue is recognised at the point in time at which the performance obligation is satisfied.

**(i) Sale of goods**

Revenue is recognised on the basis of customer contracts and the performance obligation contained therein. Revenues is recognised at a point in time when the control to the buyer of goods or services is transferred to a customer. Control lies with the customer if the customer can independently determine the use of and consume the benefit derived from a product or service. Revenue from product deliveries are recognised at a point in time based on an overall assessment of the existence of a right to payment, the allocation of ownership rights, the transfer of risks and rewards, and acceptance by the customer. The goods are often sold with volume discounts/ pricing incentives and customers have a right to return damaged products. Revenue from sales is based on the price in the sales contracts, net of discounts. Historical experience, specific contractual terms and future expectations of sales are used to estimate and provide for damage claims. No element of financing is deemed present as the sales are made with the normal credit terms as per prevalent trade practice and credit policy followed by the Company and normal credit terms.

**(ii) Sale of Services**

Revenue from services is recognised when agreed contractual task has been completed.

**(iii) Other Income**

- a) Dividend income is recognised when right to receive dividend is established.
- b) Interest and other income are recognised on accrual basis on time proportion basis and measured at effective interest rate.
- c) Other income is recognised when no significant uncertainty as to its determination or realisation exists.

**(iv) Export Incentives**

Export incentives under various schemes notified by government are accounted for in the year of exports based on eligibility and when there is no uncertainty in receiving the same and is included in revenue in the statement of profit and loss due to its operating nature.

**(v) Insurance Claims**

Claims receivable on account of insurance are accounted for to the extent the Company is virtually certain of their ultimate collection

**l) Government Grants**

- (i) Grants from the Government are recognised at their Fair Value where there is a reasonable assurance that the grant will be received and the Group will comply with all the attached conditions.
- (ii) Government grant relating to purchase of Property, Plant and Equipment are included in "Other current/ non-current liabilities" as Government Grant - Deferred Income and are credited to Profit or loss on a straight line basis over the expected life of the related asset and presented within "Other Operating revenue".



## m) employee Benefits

**(i) During Employment benefits****(a) Short term employee benefits**

Short-term employee benefits are expensed as the related service is provided. A liability is recognised for the amount expected to be paid if the Group has a present legal or constructive obligation to pay this amount as a result of past service provided by the employee and the obligation can be estimated reliably.

**(ii) Post-Employment benefits****(a) Defined contribution plans**

A defined contribution plan is a post-employment benefit plan under which Group pays fixed contribution into a separate entity and will have no legal or constructive obligation to pay future amounts. The Group makes specified monthly contributions towards government administered Provident Fund scheme. Obligations for contributions to defined contribution plans are expensed as the related service is provided. Prepaid contributions are recognised as an asset to the extent that a cash refund or a reduction in future payments is available.

**(b) Defined benefit plans**

The Group pays gratuity to the employees who have completed five years of service with the company at the time when employee leaves the Company. The gratuity is paid as per the provisions of Payment of Gratuity Act, 1972. The gratuity liability amount is contributed to the approved gratuity fund formed exclusively for gratuity payment to the employees. The liability in respect of gratuity and other post-employment benefits is calculated using the Projected Unit Credit Method and spread over the periods during which the benefit is expected to be derived from employees' services. Re-measurement of defined benefit plans in respect of post-employment are charged to Other Comprehensive Income.

**(c) Termination Benefits**

Termination benefits are payable when employment is terminated by the Group before the normal retirement date or when an employee accepts voluntary redundancy in exchange for these benefits. In case of an offer made to encourage voluntary redundancy, the termination benefits are measured based on the number of employees expected to accept the offer. Benefits falling due more than twelve months after the end of reporting period are discounted to the present value.

## n) Income Tax

Income tax expense comprises current and deferred tax. Tax is recognised in statement of profit and loss, except to the extent that it relates to items recognised in the other comprehensive income or in equity. In such cases, the tax is also recognised in the other comprehensive income or in equity.

**(a) Current Tax**

Current tax assets and liabilities are measured at the amount expected to be recovered from or paid to the taxation authorities, based on tax rates and laws that are enacted or subsequently enacted at the Balance sheet date.

Current tax assets and liabilities are offset only if, the Group:

- a) has a legally enforceable right to set off the recognised amounts; and
- b) intends either to settle on a net basis, or to realise the asset and settle the liability simultaneously.

**(b) Deferred Tax**

Deferred tax is recognised on temporary differences between the carrying amounts of assets and liabilities in the financial statements and the corresponding tax bases used in the computation of taxable profit. Deferred tax liabilities and assets are measured at the tax rates that are expected to apply in the period in which the liability is settled or the asset realised, based on tax rates (and tax laws) that have enacted or subsequently enacted by the end of the reporting period. The carrying amount of deferred tax liabilities and assets are reviewed at the end of each reporting period. Deferred tax is recognised to the extent that it is probable that future taxable profit will be available against which they can be used.

The measurement of deferred tax reflects the tax consequences that would follow from the manner in which the Company expects, at the reporting date, to recover or settle the carrying amount of its assets and liabilities.

Deferred tax assets and liabilities are offset only if:

- a) the Group has a legally enforceable right to set off current tax assets against current tax liabilities; and
- b) the deferred tax assets and the deferred tax liabilities relate to income taxes levied by the same taxation authority on the same taxable Group.

o) **Borrowing Costs**

General and specific Borrowing costs that are directly attributable to the acquisition, construction or production of a qualifying asset that necessarily takes a substantial period of time to get ready for its intended use are capitalised as part of the cost of that asset till the date it is ready for its intended use or sale. Other borrowing costs are recognised as an expense in the period in which they are incurred. Investment income earned on the temporary investment of specific borrowings pending their expenditure on qualifying assets is deducted from the borrowing cost eligible for capitalisation. All other borrowing costs are charged to the statement of profit and loss for the period for which they are incurred.

p) **Leases**

At the inception it is assessed, whether a contract is a lease or contains a lease. A contract is a lease or contains a lease if it conveys the right to control the use of an identified asset, for a period of time, in exchange for consideration.

To assess whether a contract conveys the right to control the use of an identified asset, company assesses whether the contract involves the use of an identified asset. Use may be specified explicitly or implicitly.

Use should be physically distinct or represent substantially all of the capacity of a physically distinct asset.

If the supplier has a substantive substitution right, then the asset is not identified.

Group has the right to obtain substantially all of the economic benefits from use of the asset throughout the period of use.

Group has the right to direct the use of the asset.

In cases where the usage of the asset is predetermined the right to direct the use of the asset is determined when the Group has the right to use the asset or the Group designed the asset in a way that predetermines how and for what purpose it will be used.

Group has the right to obtain substantially all of the economic benefits from use of the asset throughout the period of use

1 Group has the right to direct the use of the asset.

2 In cases where the usage of the asset is predetermined the right to direct the use of the asset is determined when the Group has the right to use the asset or the Group designed the asset in a way that predetermines how and for what purpose it will be used.

At the commencement or modification of a contract, that contains a lease component, Group allocates the consideration in the contract, to each lease component, on the basis of its relative standalone prices. For leases of property, it is elected not to separate non-lease components and account for the lease and non-lease components as a single lease component.

**As a Lessee:**

Group recognizes a right-of-use asset and a lease liability at the lease commencement date.

Right-of-use asset (ROU):

The right-of-use asset is initially measured at cost. Cost comprises of the initial amount of the lease liability adjusted for any lease payments made at or before the commencement date, any initial direct costs incurred by the lessee, an estimate of costs to dismantle and remove the underlying asset or to restore the underlying asset or the site on which it is located less any lease incentives received.

After the commencement date, a lessee shall measure the right-of-use asset applying cost model, which is Cost less any accumulated depreciation and any accumulated impairment losses and also adjusted for certain re-measurements of the lease liability.

Right-of-use asset is depreciated using straight-line method from the commencement date to the end of the lease term. If the lease transfers the ownership of the underlying asset to the company at the end of the lease term or the cost of the right-of-use asset reflects company will exercise the purchase option, ROU will be depreciated over the useful life of the underlying asset, which is determined based on the same basis as property, plant and equipment.

**Lease liability:**

Lease liability is initially measured at the present value of lease payments that are not paid at the commencement date. Discounting is done using the implicit interest rate in the lease, if that rate cannot be readily determined, then using Group's incremental borrowing rate. Incremental borrowing rate is determined based on entity's borrowing rate adjusted for terms of the lease and type of the asset leased.

Lease payments included in the measurement of the lease liability comprises of fixed payments (including in substance fixed payments), variable lease payments that depends on an index or a rate, initially measured using the index or rate at the commencement date, amount expected to be payable under a residual value guarantee, the exercise price under a purchase option that the company is reasonably certain to exercise, lease payments in an optional renewal period if the Group is reasonably certain to exercise an extension option, and penalties for early termination of a lease unless the Group is reasonably certain not to terminate early.

Lease liability is measured at amortised cost using the effective interest method. Lease liability is re-measured when there is a change in the lease term, a change in its assessment of whether it will exercise a purchase, extension or termination option or a revised in-substance fixed lease payment, a change in the amounts expected to be payable under a residual value guarantee and a change in future lease payments arising from change in an index or rate.

When the lease liability is re-measured corresponding adjustment is made to the carrying amount of the right-of-use asset. If the carrying amount of the right-of-use asset has been reduced to zero it will be recorded in statement of profit and loss.

Right-of-use asset is presented as a separate category under "Non-current assets" and lease liabilities are presented under "Financial liabilities" in the balance sheet.

Group has elected not to recognise right-of-use assets and lease liabilities for short term leases. The lease payments associated with these leases are recognised as an expense on a straight-line basis over the lease term.

#### **Lessor**

At the commencement or modification of a contract, that contains a lease component, Group allocates the consideration in the contract, to each lease component, on the basis of its relative standalone prices.

At the inception of the lease, it is determined whether it is a finance lease or an operating lease. If the lease transfers substantially all of the risks and rewards incidental to ownership of the underlying asset, then it is a financial lease, otherwise it is an operating lease.

If the lease arrangement contains lease and non-lease components, then the consideration in the contract is allocated using the principles of IND AS 115. The Group tests for the impairment losses at the year end. Payment received under operating lease is recognised as income on straight line basis, over the lease term.

The accounting policies applicable to the company as a lessor, in the comparative period, were not different from IND AS 116.

#### **q) Non- Current assets held for sale**

Non-Current assets are classified as held for sale if their carrying amount will be recovered principally through a sale transaction rather than through continuing use and sale is considered highly probable. They are measured at lower of their (a.) carrying amount and (b.) Fair Value less cost to sell. Non-current assets are not depreciated or amortised when they are classified as held for sale.

#### **r) Provisions and contingent liabilities**

Provisions are recognised when the Group has a present legal or constructive obligation as a result of past events, it is probable that an outflow of resources will be required to settle the obligation and the amount can be reliably estimated. Provisions are measured at the present value of management's best estimate of the expenditure required to settle the present obligation at the end of the reporting period. The discount rate used to determine the present value is a pretax rate that reflects current market assessments of the time value of money and the risks specific to the liability. The increase in the provision due to the passage of time is recognised as interest expenses. Contingent liabilities are disclosed in respect of possible obligations that arise from past events but their existence will be confirmed by the occurrence or non-occurrence of one or more uncertain future events not wholly within the control of Company or where any present obligation cannot be measured in terms of future outflow of resources or where a reliable estimate of the obligation cannot be made.

#### **s) Exceptional Items**

When items of income and expense within statement of profit and loss from ordinary activities are of such size, nature or incidence that their disclosure is relevant to explain the performance of the enterprise for the period, the nature and amount of such material items are disclosed separately as exceptional items.

### **1.3: RECENT ACCOUNTING PRONOUNCEMENTS**

Ministry of Corporate affairs ("MCA") notifies new standards or amendments to the existing standards. There is no such notification which would have been applicable from April 1, 2020.

**Note : 2 - Property Plant and Equipment as on 31<sup>st</sup> March, 2021**

Particulars	Gross Block			Depreciation Fund			Net Block					
	1 <sup>st</sup> April, 2020	Addition / Adjustment (+ or -)	(Sales) / Retirement / Transferred to IP	Disposal of Discontinued U/T	31 <sup>st</sup> March 2021	1 <sup>st</sup> April, 2020	Depreciation for the year	(Sales) / Retirement / Transferred to IP	Disposal of Discontinued U/T	31 <sup>st</sup> March 2021	1 <sup>st</sup> April, 2020	31 <sup>st</sup> March 2021
<b>Tangible Assets</b>												
Free Hold Land	621.50	-	-	-	621.50	-	-	-	-	-	621.50	621.50
Lease Hold Land	567.32	-	(567.32)	-	(0.00)	5.91	-	(5.91)	-	(0.00)	561.41	0.00
Buildings	1,751.67	-	-	-	1,751.67	221.81	56.48	-	-	278.29	1,529.86	1,473.38
Plant & Machinery	5,603.26	523.21	-	-	6,126.47	1,383.43	384.25	-	-	1,767.68	4,219.83	4,358.80
Furniture & Fixtures	53.27	2.22	-	-	55.48	21.42	5.54	-	-	26.96	31.84	28.52
Office Equipments	134.26	6.70	-	-	140.96	102.12	11.49	-	-	113.61	32.13	27.34
Computers	33.47	15.42	-	-	48.89	24.93	3.51	-	-	28.44	8.54	20.45
Vehicles	336.11	69.62	-	-	405.73	92.75	41.39	-	-	134.14	243.36	271.59
<b>Total</b>	<b>9,101</b>	<b>617</b>	<b>(567)</b>	-	<b>9,151</b>	<b>1,852.38</b>	<b>502.65</b>	<b>(5.91)</b>	-	<b>2,349.12</b>	<b>7,248.48</b>	<b>6,801.58</b>
<b>Capital work-in-progress</b>												
Tangible Assets	55.54	170.14	-	-	225.69	-	-	-	-	-	55.54	225.69
Leasehold improvements	167.36	465.08	(632.44)	-	-	-	-	-	-	-	167.36	-
<b>Total</b>	<b>222.90</b>	<b>635.22</b>	<b>(632.44)</b>	-	<b>225.69</b>	-	-	-	-	-	<b>222.90</b>	<b>225.69</b>
<b>Intangible Assets</b>												
Software Licences	35.19	0.03	-	-	35.22	25.11	3.64	-	-	28.75	10.08	6.47
Website Development	0.09	-	-	-	0.09	-	-	-	-	-	0.09	0.09
<b>Total</b>	<b>35.28</b>	<b>0.03</b>	-	-	<b>35.31</b>	<b>25.11</b>	<b>3.64</b>	-	-	<b>28.75</b>	<b>10.17</b>	<b>6.56</b>

\*\* Reclassification on account of adoption of Ind As 116-Refer note 1(P)

**Note - 2 - Property Plant and Equipment as on 31<sup>st</sup> March, 2020**

Particulars	Gross Block			Depreciation Fund			Net Block					
	1 <sup>st</sup> April, 2019	Addition / Adjustment (+ or -)	(Sales) / Retirement / Transferred to IP	Disposal of Discontinued U/T	31 <sup>st</sup> March, 2020	1 <sup>st</sup> April, 2019	Depreciation for the year	(Sales) / Retirement / Transferred to IP	Disposal of Discontinued U/T	31 <sup>st</sup> March, 2020	1 <sup>st</sup> April, 2019	31 <sup>st</sup> March, 2020
<b>Tangible Assets</b>												
Free Hold Land	621.50	-	-	-	621.50	-	-	-	-	-	621.50	621.50
Lease Hold Land	652.89	567.32	(652.89)	-	567.32	66.96	24.51	(85.56)	-	5.91	585.93	561.41
Buildings	1,741.25	10.42	-	-	1,751.67	165.48	56.33	-	-	221.81	1,575.77	1,529.86
Plant & Machinery	5,269.87	333.39	-	-	5,603.26	996.10	387.33	-	-	1,383.43	4,273.77	4,219.83
Furniture & Fixtures	53.27	-	-	-	53.27	15.94	5.48	-	-	21.42	37.33	31.84
Office Equipments	120.00	14.25	-	-	134.26	72.96	29.16	-	-	102.12	47.04	32.13
Computers	30.45	3.02	-	-	33.47	21.53	3.40	-	-	24.93	8.93	8.54
Vehicles	316.08	97.68	(77.66)	-	336.11	92.70	44.83	(44.79)	-	92.75	223.38	243.36
<b>Total</b>	<b>8,805.31</b>	<b>1,026.08</b>	<b>(730.54)</b>	-	<b>9,100.85</b>	<b>1,431.67</b>	<b>551.05</b>	<b>(130.35)</b>	-	<b>1,852.38</b>	<b>7,373.64</b>	<b>7,248.48</b>
<b>Capital work-in-progress</b>												
Tangible Assets	255.46	85.04	(284.96)	-	55.54	-	-	-	-	-	255.46	55.54
Leasehold improvements	-	167.36	-	-	167.36	-	-	-	-	-	-	167.36
<b>Total</b>	<b>255.46</b>	<b>252.40</b>	<b>(284.96)</b>	-	<b>222.90</b>	-	-	-	-	-	<b>255.46</b>	<b>222.90</b>
<b>Intangible Assets</b>												
Software Licences	31.87	3.32	-	-	35.19	19.94	5.17	-	-	25.11	11.94	10.08
Website Development	0.09	-	-	-	0.09	-	-	-	-	-	0.09	0.09
<b>Total</b>	<b>31.96</b>	<b>3.32</b>	-	-	<b>35.28</b>	<b>19.94</b>	<b>5.17</b>	-	-	<b>25.11</b>	<b>12.02</b>	<b>10.17</b>

Rs. in Lakhs

**Note - 2.1 - Consolidated Investment Property as on 31<sup>st</sup> March, 2021**

Rs. in Lakhs

Particulars	Gross Block					Accumulated Depreciation					Net Block	
	1 <sup>st</sup> April, 2020	Addition / Adjustment (+ or -)	Transferred from PPE	(Sales) / (Retirement)	31 <sup>st</sup> March 2021	1 <sup>st</sup> April, 2020	Transferred from PPE	Depreciation for the year	(Sales) / (Retirement)	31 <sup>st</sup> March 2021	31 <sup>st</sup> March 2020	31 <sup>st</sup> March 2021
<b>Investment Property</b>												
Lease Hold Land	-	-	567.32	-	567.32	-	5.91	23.64	-	29.55	-	537.78
Buildings	-	632.44	-	-	632.44	-	-	5.22	-	5.22	-	627.21
<b>Total</b>	-	<b>632.44</b>			<b>1,199.76</b>	-		<b>28.86</b>	-	<b>34.77</b>	-	<b>1,164.99</b>

**Note:**

During the year ended March 31, 2021, the Group has classified certain items of property, plant and equipment as Investment property, the net carrying value of these assets Rs.676.77 Lakhs. And have classified certain capital work in progress to Investment property, the net carrying value of these assets is Rs.63,243,612/-.

**Disclosure pursuant to Ind AS 40 "Investment Property"**

(i) Amount recognised in the Statement of Profit and Loss for Investment property:

Rs. in Lakhs

Sr. No.	Particulars	2020-21	2019-20
1	Rental income derived from Investment property	7.85	-
2	Direct operating expenses arising from Investment property that generated rental income	-	-
3	Direct operating expenses arising from Investment property that did not generate rental income	-	-

(ii) Fair value of Investment property is Rs. 1,842.00 Lakhs as on 31<sup>st</sup> March, 2021 (PY Rs. Nil)

(iii) The fair values of investment properties have been determined with the help of internal architectural department and independent valuer on a case to case basis. Fair value of properties that are evaluated by independent valuer amounts to Rs 1,842.00 Lakhs (Rs.NIL. Lakhs as at March 31, 2020). Valuation is based on government rates, market research, market trend and comparable values as considered appropriate.

**Note : 2A Leases****Leases in which the Company is a lessor****Office Building**

The Group has leasing arrangements for its office building. Non cancelable period for this leasing arrangements is less than 12 months and the Group elected to apply the recognition exemption for short term leases to this lease. The lease amount is recognised as rent income. The total lease receipts (Rent) accounted for the year ended March 31, 2021 is Rs.13.94 Lakhs (Previous year March 31, 2020 is Rs 11.66 Lakhs)

**Leases in which the Company is Lessee****Open Land and Godowns**

The Group has leasing arrangements for various godowns, depots and open land. Non-cancellable period for those leasing arrangements are less than 12 months and the Group elected to apply the recognition exemption for short term leases to these leases. The lease amount is charged as rent. The total lease payments accounted for the year ended March 31, 2021 is Rs.142.54 Lakhs. (Previous year Rs 148.95 Lakhs).

**Leases in which the Company is a lessee****Leasehold Land**

The Group has a leasehold land at a cost of Rs.676.77 Lakhs. The lease period remaining is 24 years. The group has made lump sum payment and is not required to pay any lease rent. Therefore there is no lease liability. During the year ended March 31, 2021, the Group has classified the same as Investment property.

**A] As a Lessee**(a) **Lease hold land - Right of use assets**

Rs. in Lakhs

Particulars	As on 31 <sup>st</sup> March, 2021
Balance as on 1 <sup>st</sup> April, 2020 (WDV)	676.77
Additions during the year	-
Deduction / transfer to IP during the year	(676.77)
Depreciation charge for the year	-
<b>Balance as at 31 March 2021</b>	

(b) **Lease liabilities: Nil**

### Note : 3 Non Current Financial Assets - Investment

Rs. in Lakhs

Particulars	As on 31 <sup>st</sup> March, 2021	As on 31 <sup>st</sup> March, 2020
<b>Investment in Associates</b>		
(i) 24,180 (Previous Year 24,180) Equity Shares of Gujarat Gokul Power Limited of Rs. 10 each	2.42	2.42
Less: Accumulated Investor's Shares of Losses in Associate	(2.42)	(2.42)
<b>Net Investment Value</b>	-	-
(ii) Fixed Capital Investment in 7.5% (Previous Year 7.5%) profit sharing Partnership Firm named Gokul Overseas	400.00	400.00
<b>Total Investment in Subsidiary / Associate - Non Current</b>	<b>400.00</b>	<b>400.00</b>

### Note : 3.1 - Non Current Financial Assets - Investment - Others

Rs. in Lakhs

Particulars	As on 31 <sup>st</sup> March, 2021	As on 31 <sup>st</sup> March, 2020
Investments in Government Or Trust Securities	1.04	1.04
Investment in equity instruments	-	0.43
<b>Total Investment Others - Non Current</b>	<b>1.04</b>	<b>1.47</b>

### Details of quoted investment and unquoted investments

Rs. in Lakhs

Particulars	As on 31 <sup>st</sup> March, 2021	As on 31 <sup>st</sup> March, 2020
Aggregate Amount Of Unquoted Investments	401.04	401.47

### Note 4 - Non Current Financial Loans

Rs. in Lakhs

Particulars	As on 31 <sup>st</sup> March, 2021	As on 31 <sup>st</sup> March, 2020
Loans And Advances To Related Parties		
Loan to Associate	2,192.16	2,046.34
<b>Total</b>	<b>2,192.17</b>	<b>2,046.34</b>

### Disclosures as per schedule V of SEBI (LODR) Regulation, 2015:

a. Loans and advance in the nature of loans given to associate

Rs. in Lakhs

Particulars	As on 31 <sup>st</sup> March, 2021	As on 31 <sup>st</sup> March, 2020
A) Gujarat Gokul Power Limited	2,192.16	2,046.34
<b>Total</b>	<b>2,192.17</b>	<b>2,046.34</b>

b) Company has given loans and advances including interest there on of Rs 2,192.16 Lakhs (Previous Year Rs. 2,046.34 Lakhs ) to its associate in which directors are interested.

c) None of the loanees have made investment in share of the company.

### Note : 5 - Non Current Other Financial Assets

Rs. in Lakhs

Particulars	As on 31 <sup>st</sup> March, 2021	As on 31 <sup>st</sup> March, 2020
<b>Security Deposits</b>		
Unsecured, Considered Good	23.41	73.26
<b>Other Financial Assets</b>		
Receivables from key men policy	33.67	26.06
<b>Total</b>	<b>57.08</b>	<b>99.33</b>

**Note : 6 - Movement in Deferred Tax (Liability)/Assets**

Rs. in Lakhs

Particulars	Net Balance 1 <sup>st</sup> April, 2020	Recognised Profit or Loss	Recognised Profit or Loss of Discontinued operations	Recognised in OCI	Net Balance 31 <sup>st</sup> March, 2021
<b>(A) Deferred Tax Liabilities</b>					
Depreciation	(487.22)	(24.71)	-	-	(511.93)
Effect on Currency and Commodity Derivative	(164.42)	162.75	-	-	(1.67)
Fair value of Financial Assets	(6.68)	(1.80)	-	-	(8.48)
Fair value of financial Instrument	-	-	-	-	-
<b>(B) Deferred Tax Assets</b>	-	-			
Retirement Benefits	52.52	(4.06)	-	(1.90)	46.56
Disallowances under Income Tax Act.	231.33	6.50	-	-	237.84
Business Loss & Unabsorbed Depreciation	-	-	-	-	-
Provision for Bad & Doubtful Debts	36.56	(0.65)	-	-	35.91
<b>Net Deferred Tax (Liabilities) / Assets</b>	<b>(337.90)</b>		-	<b>(1.90)</b>	<b>(201.75)</b>

**Note : 6 - Movement in Deferred Tax (Liability)/Assets**

Rs. in Lakhs

Particulars	Net Balance 1 <sup>st</sup> April, 2019	Recognised Profit or Loss	Recognised Profit or Loss of Discontinued operations	Recognised in OCI	Net Balance 31 <sup>st</sup> March, 2020
<b>(A) Deferred Tax Liabilities</b>					
Depreciation	(606.54)	119.32	-	-	(487.22)
Effect on Currency and Commodity Derivative	-	(164.42)	-	-	(164.42)
Fair value of Financial Assets	-	(6.68)	-	-	(6.68)
Fair value of financial Instrument	(3.66)	3.66	-	-	-
<b>(B) Deferred Tax Assets</b>	-	-			
Retirement Benefits	38.03	5.40	-	9.09	52.52
Disallowances under Income Tax Act.	330.20	(98.86)	-	-	231.33
Business Loss & Unabsorbed Depreciation	388.38	(388.38)	-	-	-
Provision for Bad & Doubtful Debts	12.73	23.83	-	-	36.56
<b>Net Deferred Tax (Liabilities) / Assets</b>	<b>159.13</b>		-	<b>9.09</b>	<b>(337.89)</b>

**Note : 6A****Tax Expense**

a) Amount recognised in Statement of Profit and Loss

Rs. in Lakhs

Particulars	For the year ended on 31 <sup>st</sup> March, 2021
Current Income Tax	772.22
Deferred tax Liability / (Assets)	(138.04)
Excess/(Short) Provision Of Earlier Years	9.75
Recognition of Other comprehensive income	1.90
<b>Tax Expenses for the year</b>	<b>645.83</b>

Particulars	For the year ended on 31 <sup>st</sup> March, 2021
Profit Before Tax	2,689.57
<b>Profit Before Tax - Total</b>	<b>2,689.57</b>
Tax using the Company's domestic tax rate	676.96
<b>Non-Deductible Tax Expenses</b>	
Excess Depreciation Disallowed	9.64
Disallowance U/S - 43B	13.37
Interest on Late Payment of TDS	0.03
Disallowance U/S - 37	2.59
Donation	9.20
<b>Allowable Tax Expenses</b>	
Expenditure on buy back debited to R&S	(8.52)
Depreciation Allowed	(34.56)
Disallowed Previously U/S - 43B	(7.59)
Reversal of excess provision not claimed earlier	(0.41)
Income exempt from Income taxes U/S 10(A)	(30.29)
Gratuity Paid (Contribution to LIC)	(7.69)
Leave Encashment Paid	(0.04)
Bonus paid	(1.28)
Donation Allowed U/s - 80 G	(1.01)
<b>Effect of Income Tax due to</b>	<b>-</b>
Recognising derivatives hedging	159.83
<b>Items subject to differential tax rate</b>	<b>-</b>
Rent on investment property	(0.59)
Income taxable at other rate	(0.00)
<b>Others</b>	<b>-</b>
Adjustments of tax for earlier years	1.79
<b>Deferred Tax Liability / (Assets) :-</b>	<b>-</b>
Recognition of Other comprehensive income	1.90
Others	0.56
Deferred Tax Liability / (Assets)	(138.04)
<b>Total Tax Expenses</b>	<b>645.83</b>
Effective Tax Rate	24.01%

**Note : 7 - Other Non Current Assets**

Rs. in Lakhs

Particulars	As on 31 <sup>st</sup> March, 2021	As on 31 <sup>st</sup> March, 2020
<b>Capital Advances</b>		
Unsecured, Considered Good	90.37	0.42
<b>Balance with Government Authorities Unsecured, Considered Good</b>		
Income Tax Refund	153.52	144.82
<b>Total</b>	<b>243.89</b>	<b>145.24</b>



**Note : 8 - Inventories**

Rs. in Lakhs

Particulars	As on 31 <sup>st</sup> March, 2021	As on 31 <sup>st</sup> March, 2020
A. Raw Materials	17,995.42	4,568.55
B. Work-In-Progress	4,116.90	4,380.36
C. Finished Goods	4,225.85	6,125.84
D. Stores And Spares (Including Chemical, Fuel & Packing )	1,690.96	1,088.72
<b>Total</b>	<b>28,029.13</b>	<b>16,163.48</b>

For method of valuation of inventories refer Note No. 1 (1.2) (d)

**Note : 9 - Current Financial Assets - Investment**

Rs. in Lakhs

Particulars	As on 31 <sup>st</sup> March, 2021	As on 31 <sup>st</sup> March, 2020
<b>Investment measured at amortised cost</b>		
(A) Investments In Partnership Firm	1,950.36	3,499.14
<b>Total</b>	<b>1,950.36</b>	<b>3,499.14</b>

**A. Details of quoted investment and unquoted investments**

Rs. in Lakhs

Particulars	As on 31 <sup>st</sup> March, 2021	As on 31 <sup>st</sup> March, 2020
Aggregate Amount Of Unquoted Investments	1,950.36	3,499.14
<b>Total</b>	<b>1,950.36</b>	<b>3,499.14</b>

**B. Details of Current Investments**

Rs. in Lakhs

Particulars	As on 31 <sup>st</sup> March, 2021	As on 31 <sup>st</sup> March, 2020
<b>(A) Investments In Partnership Firm</b>		
Gokul Overseas (Current Capital) - 7.5% (Previous Year 7.5%) profit sharing	1,950.36	3,499.14
<b>Total</b>	<b>1,950.36</b>	<b>3,499.14</b>

\* Investment in Mutual Fund is Pledged with Banks as security for credit limit provided

**C. Constitution of Gokul Oversees (Partnership Firm)**

Rs. in Lakhs

Name of Partner	% of Share in Profit /Loss	As on 31 <sup>st</sup> March, 2021
		Fixed Capital (Amount)
1. Shri Balvantsinh C. Rajput	37.5%	200.00
2. Smt. Bhikhiben B. Rajput	30%	200.00
3. Dharmendra B Rajput	25%	11.00
4. Gokul Refoils & Solvent Ltd.	7.5%	400.00
<b>Total</b>	<b>100%</b>	<b>811.00</b>

## Note : 10 - Current Financial Assets Trade Receivables

Rs. in Lakhs

Particulars	As on 31 <sup>st</sup> March, 2021	As on 31 <sup>st</sup> March, 2020
<b>Trade Receivables</b>		
Unsecured, Considered Good	10,691.85	8,738.07
Trade receivables-Credit impaired	142.66	144.29
<b>Total</b>	<b>10,834.51</b>	<b>8,882.36</b>
Less: Bad Debts allowances (Expected credit loss)	142.66	144.29
<b>Total</b>	<b>10,691.85</b>	<b>8,738.07</b>

## Note : 11 - Current Financial Assets Cash and Cash Equivalents

Rs. in Lakhs

Particulars	As on 31 <sup>st</sup> March, 2021	As on 31 <sup>st</sup> March, 2020
<b>Cash And Cash Equivalent</b>		
Balances With Banks In Current A/C	2,021.48	1,979.75
Fixed Deposit (Having Maturity Less Than Three Months)*	326.50	446.68
Cash On Hand	24.33	17.07
<b>Total</b>	<b>2,372.31</b>	<b>2,443.51</b>

## Note : 12 - Current Financial Assets Other Bank Balance

Rs. in Lakhs

Particulars	As on 31 <sup>st</sup> March, 2021	As on 31 <sup>st</sup> March, 2020
<b>Other Bank Balances</b>		
Fixed Deposit (Having Maturity More Than Three Months)*	4,262.55	4,319.03
<b>Total</b>	<b>4,262.55</b>	<b>4,319.03</b>

\* The Fixed Deposits have been pledged with banks as security for bank guarantee provided by Bank.

## Note : 13 - Current Financial Loans

Rs. in Lakhs

Particulars	As on 31 <sup>st</sup> March, 2021	As on 31 <sup>st</sup> March, 2020
<b>A. Inter Corporate deposits</b>		
Unsecured, Considered Good	1,210.30	1,875.30
<b>Total</b>	<b>1,210.30</b>	<b>1,875.30</b>

## Note : 14 - Current Other Financial Assets

Rs. in Lakhs

Particulars	As on 31 <sup>st</sup> March, 2021	As on 31 <sup>st</sup> March, 2020
<b>A. Security Deposits</b>		
Unsecured, Considered Good	364.28	222.03
<b>B. Loans And Advances to Staff</b>	-	-
Unsecured, Considered Good	71.86	97.55
<b>C. Export Incentive receivables</b>	-	-
Unsecured, Considered Good	103.64	248.38
<b>D. Derivatives Assets</b>	-	-
Unsecured, Considered Good	6.62	641.63
<b>E. Other Current Assets</b>	-	-
Unsecured, Considered Good	-	254.57
<b>Total</b>	<b>546.40</b>	<b>1,464.16</b>

**Note : 15 - Other Current Assets**

Rs. in Lakhs

Particulars	As on 31 <sup>st</sup> March, 2021	As on 31 <sup>st</sup> March, 2020
Balance with Govt. Authorities.	6,468.28	4,997.63
Advances to Suppliers	3,207.37	5,619.74
Prepaid Expenses	321.13	212.26
Other Receivables	267.67	134.25
<b>Total</b>	<b>10,264</b>	<b>10,964</b>

**Note -: 16 - Equity Share Capital**

Rs. in Lakhs

Particulars	As on 31 <sup>st</sup> March, 2021		As on 31 <sup>st</sup> March, 2020	
	Number (in Lakhs)	Amount	Number (in Lakhs)	Amount
<b>Authorised</b>				
Equity Shares of Rs 2 each	1,750.00	3,500.00	1,750.00	3,500.00
<b>Issued</b>	-	-	-	-
Equity Shares of Rs 2 each	989.95	1,979.90	1,318.95	2,637.90
<b>Subscribed &amp; Paid up</b>	-	-	-	-
Equity Shares of Rs 2 each fully paid	989.95	1,979.90	1,318.95	2,637.90
<b>Total</b>	<b>989.95</b>	<b>1,979.90</b>	<b>1,318.95</b>	<b>2,637.90</b>

Company has issued only one class of equity shares having a face value of Rs. 2/- per share. Each holder of such equity share is entitled to one vote per share. In the event of liquidation of the company the holders of equity shares will be entitled to receive remaining assets of the company. The distribution will be in proportion to the number of equity shares held by the share holders.

(a)

Rs. in Lakhs

Particulars	Equity Shares (2020-21)		Equity Shares (2019-20)	
	Number (in Lakhs)	Amount	Number (in Lakhs)	Amount
Shares outstanding at the beginning of the year	1,318.95	2,637.90	1,318.95	2,637.90
Shares Issued during the year	-	-	-	-
Shares bought back during the year	329.00	658.00	-	-
Shares outstanding at the end of the year	989.95	1,979.90	1,318.95	2,637.90

**(b) Shareholders holding more than 5% equity share capital in the company**

Rs. in Lakhs

Name of Shareholder	As on 31 <sup>st</sup> March, 2021		As on 31 <sup>st</sup> March, 2020	
	No. of Shares held (in Lakhs)	% of Holding	No. of Shares held (in Lakhs)	% of Holding
Bhikhiben Balvantsinh Rajput	227.18	22.95	299.18	22.68
Balvantsinh Chandansinh Rajput	243.79	24.63	329.45	24.98
Dharmendrasinh Balvantsinh Rajput	82.16	8.30	152.94	11.60
Profitline Securities Private Ltd	157.62	15.92	157.63	11.95
Anand Rathi Global Finance Ltd	105.99	10.71	105.99	8.04

**(c) Aggregate no of equity shares issued during five years immediately preceding the date of balance sheet**

Rs. in Lakhs

Allotted as	No. of Share	No. of Share
<b>Equity Shares :</b>		
Fully paid up pursuant to contract(s) without payment being received in cash	-	-
Fully paid up by way of bonus shares	-	-
Shares bought back	-	-

During the year ended March, 31, 2021, the Company has bought back 3,29,00,000 Equity shares of Rs. 2/- each at a price of Rs. 12/- per Equity Share for an aggregate amount of Rs. 3,948 Lakhs, being 24.94% of the total number of Equity Shares of the paid-up Equity Share Capital of the Company. The said Equity Shares bought back were extinguished on October 6, 2020. Further an amount of Rs. 4,157 Lakhs (including income tax and direct buyback costs) has been utilized from Other Equity for the aforesaid Buy-back and Capital redemption reserve account of Rs.658 Lakhs (representing the nominal value of the Equity shares bought back) has been created as an apportionment from retained earnings. Consequent to the Buyback, the paid-up Equity share capital has reduced by Rs. 658 Lakhs and stands at Rs. 1,979.90 Lakhs consisting of 98,995,000 Equity Shares of Rs. 2/- each.

## Note : 17 - Other Equity

Rs. in Lakhs

Particulars	As on 31 <sup>st</sup> March, 2021	As on 31 <sup>st</sup> March, 2020
<b>a. Capital Reserve Account</b>		
Opening Balance	89.38	89.38
<b>Closing Balance</b>	<b>89.38</b>	<b>89.38</b>
<b>b. Securities Premium Account</b>		
Opening Balance	379.05	379.05
(-)Utilisation for security premium on buy back	(379.05)	-
<b>Closing Balance</b>	<b>0.00</b>	<b>379.05</b>
<b>c. Capital Redemption Reserve</b>		
Opening Balance	-	-
(+) Transfer from Retained Earning	658.00	-
<b>Closing Balance</b>	<b>658.00</b>	-
<b>d. General Reserves</b>		
Opening Balance	6,238.84	6,238.84
<b>Closing Balance</b>	<b>6,238.84</b>	<b>6,238.84</b>
<b>e. Retained Earning</b>		
Opening balance	21,151.06	19,199.30
(-)Utilisation for security premium on buy back	(2,910.95)	-
(-) Dividend tax on buy back	(833.13)	-
(-) Expenditure on buy back	(33.41)	-
(-)Transfer to capital redemption reserve	(658.00)	-
(+) / (-) Surplus for the Year	2,051.29	1,951.77
<b>Closing Balance</b>	<b>18,766.86</b>	<b>21,151.06</b>
<b>Total</b>	<b>25,753.08</b>	<b>27,858.33</b>

### Nature and Purpose of Reserve:

#### Capital Reserve:

Capital reserve represents the difference between the cost to the parent of its investment in a subsidiary and the parent's portion of equity of the subsidiary, at the date on which investment in the subsidiary was made.

#### Securities Premium:

Securities Premium represents, the premium received on issue of shares over and above the face value of equity shares. Such amount is available for utilisation in accordance with the provision of the Companies Act, 2013.

#### Capital Redemption Reserve:

Capital redemption reserve represents the nominal value of the shares bought back; and is created and utilised in accordance with Section 69 of the Companies Act, 2013.

#### General Reserve:

The general reserve is used from time to time to transfer profits from retained earnings for appropriation purposes. As the general reserve is created by a transfer from one component of equity to another and is not an item of other comprehensive income.

#### Retained Earnings:

The portion of profits not distributed among the shareholders are termed as retained earnings. The same is created out of profits over the years and shall be utilised as per the provisions of the Act.

**Note : 18- Non-current Provisions**

Rs. in Lakhs

Particulars	As on 31 <sup>st</sup> March, 2021	As on 31 <sup>st</sup> March, 2020
<b>Provision For Employee Benefits</b>		
Leave Encashment (Unfunded)	84.85	73.64
Provision for Gratuity	94.82	100.03
<b>Total</b>	<b>179.68</b>	<b>173.66</b>

**Note : 19 - Current liabilities Financial Trade Payables**

Rs. in Lakhs

Particulars	As on 31 <sup>st</sup> March, 2021	As on 31 <sup>st</sup> March, 2020
<b>Secured</b>		
<b>Loans repayable on demand</b>		
Working Capital Loans from banks repayable on demand	4,348.74	2,958.11
<b>Unsecured</b>		
Acceptances against Letters of Credit	23,985.66	20,201.41
<b>Total</b>	<b>28,334.39</b>	<b>23,159.52</b>

Group does not have any default as on the balance sheet date in the repayment of any loan and interest.

The rate of interest ranging from 8.50 % to 11.95 % P.A. in case of cash credit /overdraft and packing credit.

Working capital loans from banks includes cash credit/overdraft/export credit facilities/letter of credit and bills discounted

Cash Credit /Overdraft and Packing credit loans from banks are secured by 1<sup>st</sup> Pari Passu hypothecation charge on all present and future current assets(Including receivables and inventories and other commodities etc.) of the company with Consortium working capital lenders Led by State Bank of India and collaterally secured by way of first charge /residual charge on all the fixed assets of the company and also secured by Investments in Mutual Fund & Fixed Deposits.

**Note : 20 Current liabilities Financial Trade Payables**

Rs. in Lakhs

Particulars	As on 31 <sup>st</sup> March, 2021	As on 31 <sup>st</sup> March, 2020
Due To Micro, Small And Medium Enterprises	163.56	132.50
Due to Others	8,889.69	1,942.00
<b>Total</b>	<b>9,053.25</b>	<b>2,074.49</b>

**Note:****DUES TO MICRO AND SMALL ENTERPRISES**

The Company has certain dues to suppliers registered under Micro, Small and Medium Enterprises Development Act, 2006 ('MSMED Act'). The disclosures pursuant Section 22 to the said MSMED Act are as follows:

Rs. in Lakhs

Particulars	As on 31 <sup>st</sup> March, 2021	As on 31 <sup>st</sup> March, 2020
The principal amount remaining unpaid to any supplier at the end of the year	163.56	132.50
Interest due remaining unpaid to any supplier at the end of the year		
The amount of interest paid by the buyer in terms of section 16 of the MSMED Act, 2006, along with the amount of the payment made to the supplier beyond the appointed day during the year	-	-
The amount of interest due and payable for the period of delay in making payment (which have been paid but beyond the appointed day during the year) but without adding the interest specified under the MSMED Act, 2006	-	-
The amount of interest accrued and remaining unpaid at the end of each accounting year	-	-
The amount of further interest remaining due and payable even in the succeeding years, until such date when the interest dues above are actually paid to the small enterprises, for the purpose of disallowance of a deductible expenditure under section 23 of the MSMED Act, 2006	-	-
<b>Total</b>	<b>163.56</b>	<b>132.50</b>

Disclosure of payable to vendors as defined under the "Micro, Small and Medium Enterprise Development Act, 2006" is based on the information available with the Company regarding the status of registration of such vendors under the said Act, as per the intimation received from them on requests made by the Company.

#### Note : 21 - Current Other Financial liabilities

Rs. in Lakhs

Particulars	As on 31 <sup>st</sup> March, 2021	As on 31 <sup>st</sup> March, 2020
Security Deposit-Staff	1.11	0.95
<b>Total</b>	<b>1.11</b>	<b>0.95</b>

#### Note : 22 - Other Current Liabilities

Rs. in Lakhs

Particulars	As on 31 <sup>st</sup> March, 2021	As on 31 <sup>st</sup> March, 2020
Duties and Taxes	980.15	975.24
Creditors For Capital Items	9.77	8.24
Other Payables	3,524.43	2,202.94
Provision For Expenses	158.41	155.70
Margin Money From Client	13.41	12.76
Spot Exchange Deposit	-	3.00
Other payables	0.35	1.20
<b>Total</b>	<b>4,686.53</b>	<b>3,359.08</b>

Refer note no-32 for details of contingent liabilities.

#### Note : 23 - Current liabilities Provisions

Rs. in Lakhs

Particulars	As on 31 <sup>st</sup> March, 2021	As on 31 <sup>st</sup> March, 2020
Employee Benefits:		
Gratuity Provision - Current Portion	23.43	23.15
Leave Encashment (Unfunded) - Current Portion	5.29	4.46
Bonus Provision	18.63	26.25
<b>Total</b>	<b>47.34</b>	<b>53.86</b>

Refer note no-33 for extract of valuation of employee benefits.

#### Note : 24 - Current Tax Liabilities (Net)

Rs. in Lakhs

Particulars	As on 31 <sup>st</sup> March, 2021	As on 31 <sup>st</sup> March, 2020
Income Tax Provision for Current Year	778.15	249.58
Less: Tax Deducted at Sources Receivables	(67.43)	(89.77)
Less: Tax Collected at Sources	(82.40)	-
Less: Advance Tax Payment	(445.00)	(175.00)
<b>Total</b>	<b>183.31</b>	<b>(15.19)</b>

**Note : 25 - Revenue from operations**

Rs. in Lakhs

<b>Particulars</b>	<b>For the year ended on 31<sup>st</sup> March, 2021</b>	<b>For the year ended on 31<sup>st</sup> March, 2020</b>
Sale of products	2,45,953.27	2,14,091.89
Less:		
Discount And Other Deductions	317.02	185.25
	<b>2,45,636.25</b>	<b>2,13,906.63</b>
Supply of services	-	200.07
		-
<b>Other operating revenues:</b>		
Export benefits and other incentives	154.55	102.45
Contract Settlement Income	-	1,006.27
Gain on fair value of derivative contracts	-	635.71
Other operating revenues	675.79	270.55
<b>Total</b>	<b>2,46,466.59</b>	<b>2,15,921.61</b>

**Disaggregated revenue information:**

Rs. in Lakhs

<b>Commodity</b>	<b>For the year ended on 31<sup>st</sup> March, 2021</b>	<b>For the year ended on 31<sup>st</sup> March, 2020</b>
	<b>Amount (Rs.)</b>	<b>Amount (Rs.)</b>
<b>Types of Goods:</b>		
Edible Oils	1,38,166.53	1,06,315.63
Non Edible Oils& By Product	1,07,789.67	1,07,776.25
<b>Total</b>	<b>2,45,956.20</b>	<b>2,14,091.89</b>
<b>Sales of Goods Manufactured:</b>		
Edible Oils/Non Edible Oils& By Product	2,15,828.85	1,89,391.60
De Oiled Cake/Oil Cake	15,319.02	8,433.15
<b>Total</b>	<b>2,31,147.87</b>	<b>1,97,824.74</b>
<b>Sales of Goods Traded:</b>		
Edible Oils/Non Edible Oils	14,630.94	16,071.36
De Oiled Cake/Oil Cake/Seeds	174.15	195.79
Total	14,805.09	16,267.14
<b>Total</b>	<b>2,45,952.96</b>	<b>2,14,091.89</b>
<b>Geographical location of Customer</b>		
India	1,59,641.39	1,29,954.61
Outside India*	86,314.81	84,137.28
<b>Total</b>	<b>2,45,956.20</b>	<b>2,14,091.89</b>

**Information about major customers**

The Company has three customers who has accounted for more than 10% of the Company's revenue. Total amount of revenue from this customer is Rs.43,886.97 Lakhs for the year ended March 31, 2021 and Rs. 50607.94 Lakhs March 31, 2020.

## Note : 26 - Other Income

Rs. in Lakhs

Particulars	For the year ended on 31 <sup>st</sup> March, 2021	For the year ended on 31 <sup>st</sup> March, 2020
	Amount (Rs.)	Amount (Rs.)
<b>Interest Income</b>		
Interest On Bank Fixed Deposits	278.75	300.56
Interest From Partnership Firm	233.30	394.55
<b>Interest On Loans and Advances</b>	-	-
Interest From Associate	135.03	134.74
Interest From Others	0.37	43.06
Dividend Income	0.00	-
Long term share Profit & loss	0.14	-
<b>Net Gain/Loss On Sale Of Investments</b>	-	-
Short Term Profit On Sale Of Share /Mutual Fund	5.41	27.05
Net Gain /Loss From Partnership Firm	120.34	68.47
<b>Other Non-Operating Income</b>	-	-
Dividend Income	0.00	-
Bad debts recovered/Provision reversed	-	0.13
Sundry Balance W.off	-	0.32
Exchange Differences-Net Gain In Foreign Currency Transactions And Translations	350.65	835.71
Gain on fair value of key men policy	7.61	26.06
Bad debts provision reversal	1.63	-
Rent Income	21.07	10.95
Liabilities/provisions no longer payable	83.45	452.77
<b>Total</b>	<b>1,237.75</b>	<b>2,294.37</b>

## Note : 27 Cost of Material Consumed

Rs. in Lakhs

Particulars	For the year ended on 31 <sup>st</sup> March, 2021	For the year ended on 31 <sup>st</sup> March, 2020
	Opening Stock Of Raw Material	4,568.55
Purchase - Raw Material	2,30,850.76	1,85,372.75
Closing Stock Of Raw Material	17,995.42	4,568.55
<b>Total</b>	<b>2,17,423.89</b>	<b>1,83,320.56</b>
Purchase Expenses	1,549.06	1,000.16
<b>Total</b>	<b>1,549.06</b>	<b>1,000.16</b>
Opening Stock Of Other Material	921.48	1,231.41
Purchase Other Materials	3,727.32	3,485.69
Closing Stock Of Other Material	1,497.62	921.48
<b>Total</b>	<b>3,151.19</b>	<b>3,795.63</b>
<b>Total</b>	<b>2,22,124.14</b>	<b>1,88,116.35</b>

## Note : 28 - Purchase of Stock In Trade

Rs. in Lakhs

Particulars	For the year ended on 31 <sup>st</sup> March, 2021	For the year ended on 31 <sup>st</sup> March, 2020
	Purchase of Goods Traded	7,737.13
<b>Total</b>	<b>7,737.13</b>	<b>16,226.74</b>



**Note : 29 - Change In Inventories Of Finished Goods And Work In Progress**

Rs. in Lakhs

Particulars	For the year ended on 31 <sup>st</sup> March, 2021	For the year ended on 31 <sup>st</sup> March, 2020
Opening Stock Of Finished Goods	6,125.84	4,630.99
Closing Stock Of Finished Goods	4,225.85	6,125.84
Change In Inventories Of Finished Goods	<b>1,899.99</b>	<b>(1,494.85)</b>
Opening Stock Of Traded Goods	-	-
Closing Stock Of Traded Goods	-	-
Change In Inventories Of Traded Goods	-	-
Opening Stock Of Work In Progress	4,380.36	5,543.53
Closing Stock Of Work In Progress	4,116.90	4,380.36
Change In Inventories Of Work In Progress	<b>263.45</b>	<b>1,163.17</b>
<b>Total</b>	<b>2,163.45</b>	<b>(331.68)</b>

**Note : 30 Employee Benefit Expenses**

Rs. in Lakhs

Particulars	For the year ended on 31 <sup>st</sup> March, 2021	For the year ended on 31 <sup>st</sup> March, 2020
Salary, wages and Bonus	1,289.33	1,307.57
Contribution to PF and Other Funds	45.91	44.27
Gratuity Expenses	33.25	25.08
Staff welfare expenses	31.59	45.52
<b>Total</b>	<b>1,400.08</b>	<b>1,422.43</b>

Refer Note no. 33

**Wages salary and bonus includes director remuneration.**

The above includes Managing Director/Director's Remuneration Rs.39.60 Lakhs (Previous Year Rs. 39.60 Lakhs)

**Note : 31 - Finance Cost**

Rs. in Lakhs

Particulars	For the year ended on 31 <sup>st</sup> March, 2021	For the year ended on 31 <sup>st</sup> March, 2020
Interest on Borrowings	1,254.27	1,866.39
Other borrowing costs	661.29	859.57
Applicable net gain/loss on foreign currency transactions and translation	89.48	130.90
Interest on short payment of advance tax	0.10	0.34
<b>Total</b>	<b>2,005.13</b>	<b>2,857.21</b>

**Note : 32 - Other Expenses**

Rs. in Lakhs

Particulars	For the year ended on 31 <sup>st</sup> March, 2021	For the year ended on 31 <sup>st</sup> March, 2020
Consumption Of Stores, Spares & Tools	365.15	260.06
Power And Fuel	2,141.11	1,976.03
Rent	153.31	166.19
Rates And Taxes	10.59	12.74
Repairs And Maintainance	-	-
Building	26.65	23.29
Plant & Machinery	382.73	295.15
Others	34.39	33.73
Insurance	170.24	115.15
Donation (Including Rs. 27.38 Lakhs related to CSR Refer Note No. 40)	36.56	46.68
Auditors Remuneration	20.80	19.30
Director's Sitting Fees	2.22	2.02

Rs. in Lakhs

Particulars	For the year ended on 31 <sup>st</sup> March, 2021	For the year ended on 31 <sup>st</sup> March, 2020
Premium on Forward Contract (Import)	-	67.93
Other Expenses	413.01	487.16
Consultancy and Professional Fees (Including Rs.0.35 Lakhs related to Cost audit fees)	99.67	69.69
Legal/Licence/Registration Expenses	2.70	19.14
Sales Tax Service Tax, And Other Taxes	37.31	213.47
Brokerage	217.92	227.21
Traveling	67.92	97.48
Loss on sale of Fixed Assets	-	10.21
Freight Outwards	2,293.77	1,099.22
Export Sales And Advertisements Expenses	761.10	811.59
Bad Debts	32.33	-
Provision for Bad Debts	-	108.00
Direct Labour Expenses	862.90	728.61
Other Manufacturing Expenses	25.95	21.27
Exchange Differences-Net Loss In Foreign Currency Transactions And Translations	112.69	0.15
MTM (Gain)/ Loss on Derivative Hedging	778.68	-
<b>Total</b>	<b>9,049.68</b>	<b>6,911.47</b>

### Auditor's Remuneration

Rs. in Lakhs

Particulars	For the year ended on 31 <sup>st</sup> March, 2021	For the year ended on 31 <sup>st</sup> March, 2020
(A) Audit Fees	15.80	14.30
(B) Tax Audit Fees	1.50	1.50
(C) Income Tax and other matters	3.50	3.50
	<b>20.80</b>	<b>19.30</b>

### Note : 33 Other comprehensive income

Rs. in Lakhs

Particulars	For the year ended on 31 <sup>st</sup> March, 2021	For the year ended on 31 <sup>st</sup> March, 2020
<b>Items that will not be reclassified to profit or loss</b>		
Remeasurement gains (losses) on defined benefit plans (Gratuity)	7.56	(35.37)
Income Tax (Assets) / Liabilities	1.90	(9.09)
<b>Items that will not be reclassified to profit or loss</b>	<b>5.66</b>	<b>(26.27)</b>
<b>Total</b>	<b>5.66</b>	<b>(26.27)</b>

### General Notes forming the parts of Accounts:

- 34** Corresponding figures for previous year presented have been regrouped, where necessary, to confirm to the current period's classification. Figures have been rounded off to nearest of rupee.
- 35** The Group elected to exercise the option permitted under Section 115BAA of the Income -tax Act, 1961 as introduced by the Taxation Laws (Amendment) Ordinance, 2019. Accordingly, the Group has recognised provision for Income tax for the year ended 31 March 2021 and re-measured its Deferred Tax Assets basis the rate prescribed in the said Section.

### 36 Contingent Liabilities and Commitments

- A Not provided for in the accounts

Rs. in Lakhs

Particulars	2020-21	2019-20
(A) For Letter of credit opened for which goods were in transit	5,377.47	2,800.79
(B) Counter Guarantee Given to Banks	2,536.11	1,640.21
(C) Corporate Guarantee Given to Banks	5,575.00	5,575.00
(D) Claims not acknowledged as debt	256.42	256.42
(E) Disputed demand of custom duty, VAT, CST, income tax, Entry Tax and Service Tax	11,964.39	11,965.16
(F) Proceedings initiated under P.F.A. Act and pending with various courts, Management is reasonably confident that no liability will devolve on the company."	34.00	31.75

**B Capital Commitment**

Estimated amount of contracts remaining to be executed on capital account and not provided (net of advances) of Rs.203.72 Lakh (Previous year: as at 31<sup>st</sup> March, 2020 Rs.97.91 Lakhs).

C The disputes in respect of taxes have arisen in the ordinary course of business. The company's management does not reasonably expect that these legal actions when ultimately concluded and determined will have a material and adverse effect on the company's results of operations or financial condition.

D The proposed Social Security Code, 2019, when promulgated, would subsume labour laws including Employees' Provident Funds and Miscellaneous Provisions Act and amend the definition of wages on which the organisation and its employees are to contribute towards Provident Fund. The Group believes that there will be no significant impact on its contributions to Provident Fund due to the proposed amendments. Additionally, there is uncertainty and ambiguity in interpreting and giving effect to the guidelines of Hon. Supreme Court vide its ruling in February 2019, in relation to the scope of compensation on which the organization and its employees are to contribute towards Provident Fund. The Group will evaluate its position and act, as clarity emerges.

**37 Employee Benefits Obligations****Defined Contribution Plan:**

The company has recognised as an expense in the profit and loss account in respect of defined contribution plan – Provident and other fund of Rs.45.91 Lakhs (Previous year Rs.44.27 Lakhs) administered by the Government.

**Retirement Benefits**

As per Ind AS 19 the Company has recognised "Employees Benefits", in the financial Statements in respect of the employee benefits Schemes as per Actuarial Valuation as on 31<sup>st</sup> March, 2021.

**Defined benefit plan and long term employment benefit****a. Defined Benefit Plan (Gratuity)**

The company has a defined benefit gratuity plan .every employee who has completed five years and more service gets a gratuity on death or resignation or retirement at 15 days salary (last drawn salary) for each completed year of service. The scheme is funded with insurance company in the form of qualifying insurance policy.

**b. Long Term Employment Benefit (Leave Wages)**

Leave wages are payable to all eligible employees at the rate of daily salary for each day of accumulated leave on death or resignation or upon retirement on attaining superannuation age.

Rs. in Lakhs

Particulars	For the year ended on 31 <sup>st</sup> March, 2021		For the year ended on 31 <sup>st</sup> March, 2020	
	Privilege Leave	Gratuity	Privilege Leave	Gratuity
	(Non-funded)	( Funded )	(Non-funded)	( Funded )
<b>A. Change in the present value of the defined benefit obligation.</b>				
Opening defined benefit obligation	78.10	235.74	64.18	178.58
Transfer in / (out) obligation	-	-	-	-
Interest cost	7.82	14.68	4.72	12.90
Current service cost	5.63	26.71	6.92	22.04
Benefits paid	(2.72)	(21.64)	(5.90)	(11.55)
Actuarial (gain) / losses on obligation	1.31	(3.39)	8.18	33.77
Unrecognized past Service cost	-	-	-	-
<b>Closing defined obligation</b>	<b>90.14</b>	<b>252.10</b>	<b>78.10</b>	<b>235.74</b>
<b>B. Change in the fair value of plan asset</b>	-	-	-	-
Opening fair value of plan assets	-	122.62	-	127.73
Adjustment in the opening fund	-	-	-	(1.82)
Expenses deducted from the fund	-	-	-	-
Expected return on plan assets	-	8.14	-	11.35
Contributions by employer	-	50.36	-	-
Benefits paid	-	(21.64)	-	(11.55)
Actuarial gains/ (losses)	-	(2.24)	-	(3.09)
<b>Closing fair value of plan assets</b>	-	<b>157.24</b>	-	<b>122.62</b>

Particulars	For the year ended on 31 <sup>st</sup> March, 2021		For the year ended on 31 <sup>st</sup> March, 2020	
	Privilege Leave	Gratuity	Privilege Leave	Gratuity
	(Non-funded)	( Funded )	(Non-funded)	( Funded )
<b>C. Actual return on plan assets:</b>	-	-	-	-
Expected return on plan assets	-	8.14	-	11.35
Actuarial gain / [loss] on plan assets	-	(2.24)	-	(3.09)
Actual return on plan asset	-	5.91	-	8.26
<b>D. Amount recognized in the balance sheet:</b>	-	-	-	-
(Assets) / Liability at the end of the year	90.14	252.10	78.10	235.74
Fair value of plan Assets at the end of the year	-	157.24	-	122.62
Difference	90.14	94.85	78.10	113.12
<b>(Assets)/ Liability recognized in the Balance Sheet</b>	<b>90.14</b>	<b>94.85</b>	<b>78.10</b>	<b>113.12</b>
	-	-	-	-
<b>E. (income)/expenses recognized in P/L statement</b>	-	-	-	-
Net Interest Cost	7.82	6.53	4.72	3.05
Current Service Cost	5.63	26.71	6.92	22.04
Actual Gain/Loss on obligation	(0.28)	-	(0.08)	-
<b>Net Benefit or expenses</b>	<b>13.17</b>	<b>33.25</b>	<b>11.55</b>	<b>25.08</b>
<b>F. (income)/expenses recognized as other comprehensive income</b>	-	-	-	-
Due to change in financial assumption	-	-	-	1.85
Due to change in demographic assumption	-	-	-	(0.02)
Due to experience Adjustments	-	14.64	-	(2.96)
Return on plan asset excluding amounts included in interest income	1.59	(15.79)	8.26	8.72
<b>Net Benefit or expenses</b>	<b>1.59</b>	<b>(1.15)</b>	<b>8.26</b>	<b>7.59</b>
<b>G. (Assets)/Liability recognized in the Balance Sheet</b>	-	-	-	-
Opening net liability	78.10	103.83	64.18	50.85
Transfer in / (out) obligation	-	-	-	29.60
Expenses as above [P&L charge]	14.76	32.09	19.82	35.29
Expenses as above [OCI]	-	-	-	(2.62)
Employer's contribution & Benefits paid by the company	(2.72)	(37.53)	(5.90)	(9.29)
<b>(Assets)/Liability recognized in the Balance Sheet</b>	<b>90.14</b>	<b>98.39</b>	<b>78.10</b>	<b>103.83</b>
<b>H. Principal actuarial assumptions as at Balance sheet date: (Non-funded)</b>				
Discount rate	7.65%	7.65%	7.10%	7.10%
[The rate of discount is considered based on market yield on Government Bonds having currency and terms consistence with the currency and terms of the post employment benefit obligations]				
<b>Expected rate of return on the plan assets</b>	<b>0.00%</b>	<b>7.60%</b>	<b>0.00%</b>	<b>7.40%</b>
[The expected rate of return assumed by the insurance company is generally based on their Investment patterns as stipulated by the Government of India]				
<b>Annual increase in salary cost</b>	<b>7.00%</b>	<b>7.00%</b>	<b>7.00%</b>	<b>7.00%</b>
[The estimates of future salary increases considered in actuarial valuation, take account of Inflation, seniority, promotion and other relevant factors such as supply and demand in the employment market]				
<b>I. The categories of plan assets as a % of total plan assets are</b>				
Insurance Company	0%	0%	0%	0%

## Sensitivity Analysis

Rs. in Lakhs

Particulars	For the year ended on 31 <sup>st</sup> March, 2021		For the year ended on 31 <sup>st</sup> March, 2020	
	Privilege Leave	Gratuity	Privilege Leave	Gratuity
	(Non-funded)	( Funded )	(Non-funded)	( Funded )
<b>Discount rate Sensitivity</b>				
Increase by 0.5%	(84.81)	(242.59)	(73.44)	(226.67)
Decrease by 0.5%	95.99	262.31	83.21	245.49
<b>Salary growth rate Sensitivity</b>	-	-	-	-
Increase by 0.5%	95.93	261.14	83.17	244.49
Decrease by 0.5%	(84.80)	(243.45)	(73.44)	(227.48)
<b>Withdrawal rate (W.R.) Sensitivity</b>	-	-	-	-
W.R. X 110%	90.03	252.15	77.99	235.81
W.R. X 90%	(90.26)	(252.02)	(78.21)	(235.65)

## 38 Related Parties Disclosure:-

Disclosures as required by Indian Accounting Standard 24 "Related Party Disclosures" are given below

## A. Related Party

1	Gokul Overseas	A Firm in which some of the directors and company are partners.
2	Gujarat Gokul Power Ltd.	Associate Company.
3	Gokul Infratech Pvt. Ltd.	Company having some of common Directors
4	Gokul Lifespace LLP(Formerly known as Bahuchr Infratech LLP)	A LLP in which some of the directors are partners.
5	Gokul Corporate service pvt. Ltd.	Company having some of common Directors
6	Gokul Foundation	Charitable Trust where some of the Key Management Personnel (KMP) are Trustee.
7	Shree Bahuchar Jan Seva Trust	Charitable Trust where some of the Key Management Personnel (KMP) are Trustee.
8	Gokul Solvax Pvt. Ltd.	Company having some of common Directors
9	Gokul Minex Pvt. Ltd.	Company having some of common Directors

## B. Key Management Personnel

1	Mr. Balvantsinh Rajput	Chairman and Managing Director
2	Mr. Dharmendrasinh Rajput	Executive Director
3	Mr. Bipinbhai Thakkar	Whole Time Director till 20.01.2020
4	Mr. Praveen Khandelwal	Chief Executive Officer
5	Mr. Shaunak Mandalia	CFO and Add. Director from 20.01.2020
6	Mr. Pravin Prajapati	Chief Financial Officer of Subsidiary Company
7	Mr. Vijay Kalyani	Company Secretary till 07.08.2019
8	Mr. Abhinav Mathur	Company Secretary of Holding Company from 07.08.2019
9	Mr. Mukesh Limbachiya	Company Secretary of Subsidiary Company from 07.08.2019

## C. Relative of Key Management Personnel:

1	Mrs. Hina Thakkar	Wife of Whole Time Director till 20.01.2020
2	Mrs. Khushboo Khandelwal	Wife of Chief Executive Officer
3	Mrs. Pallvai Mandalia	Wife of CFO of Holding Company
4	Mrs. Bhikhiben Rajput	Wife of CMD

D. Transactions with related parties.

Rs. in Lakhs

Sr. No.	Nature of Transaction	Related Parties		Key Management Personnel		Relative of KMP	
		31 <sup>st</sup> March, 2021	31 <sup>st</sup> March, 2020	31 <sup>st</sup> March, 2021	31 <sup>st</sup> March, 2020	31 <sup>st</sup> March, 2021	31 <sup>st</sup> March, 2020
1	Sales	43,051.80	49,808.87	-	-	-	-
2	Purchases	-	-	-	-	-	-
3	MEIS License Purchase	199.68	519.52	-	-	-	-
4	Salary and bonus	-	-	168.30	171.40	32.48	37.88
5	Director's Sitting Fees	-	-	2.22	2.02	-	-
6	Return of Investments	(1,548.78)	204.48	-	-	-	-
7	Donation	29.00	27.62	-	-	-	-
8	Interest Earned	368.33	529.29	-	-	-	-
9	Rent Income	5.04	5.78	-	-	-	-
10	Rent Paid	-	-	-	-	63.36	66.00
11	Loan Given to Employees	-	-	4.00	-	-	-
12	Loans/advances given (Net)	177.60	130.81	-	-	-	-
Sr. No.	Nature of Transaction	Related Parties		Key Management Personnel		Relative of KMP	
		31 <sup>st</sup> March, 2021	31 <sup>st</sup> March, 2020	31 <sup>st</sup> March, 2021	31 <sup>st</sup> March, 2020	31 <sup>st</sup> March, 2021	31 <sup>st</sup> March, 2020
13	Balance Outstanding						
	Trade Payables	-	-	-	-	-	-
	Other Current Liabilities	3,212.91	1,751.85	-	-	-	-
	Non Current Financial Assets - Investments	400.00	400.00	-	-	-	-
	Current Financial Assets - Investments	1,950.36	3,499.14	-	-	-	-
	Current Financial Assets - Others	-	-	7.60	6.00	82.95	93.09
	Non Current Financial Assets - Loans	2,192.16	2,014.55	-	-	-	-
	Current Financial Assets - Trade Receivable	15.14	74.61	-	-	-	-

Material Transactions with Related Party

Rs. in Lakhs

Sr. No.	Name of Related Party/ KMP/ Relative of KMP	Nature of Transaction	2020-21	2019-20
1	Gokul Overseas	Sales	43,051.80	49,808.87
2	Gokul Overseas	Purchase	-	-
3	Gokul Overseas	MEIS License Purchase	199.68	519.52
4	Gokul Overseas	Subscription to Share/ Investment (Net)	(1,548.78)	204.48
5	Gokul Overseas	Interest Income	233.30	394.55
6	Gokul Overseas	Rent Income	0.72	0.85
7	Gujarat Gokul Power Limited	Interest Income	135.03	134.74
8	Gujarat Gokul Power Limited	Rent Income	0.72	0.85
9	Gokul Infratech Pvt. Ltd.	Rent Income	0.72	0.85
10	Gokul Lifespace LLP(Formerly known as Bahuchr Infratech LLP)	Rent Income	0.72	0.68
11	Gokul Corporate service pvt. Ltd.	Rent Income	0.72	0.85
12	Gokul Solvex Private Limited	Rent Income	0.72	0.85
13	Gokul Minex Private Limited	Rent Income	0.72	0.85
14	Balvantsinh Rajput	Remuneration	27.60	27.60
15	Mrs. Bhikhiben Rajput	Rent Paid	66.00	63.36
16	Dharmendrasinh Rajput	Remuneration	36.00	36.00

Rs. in Lakhs

Sr. No.	Name of Related Party/ KMP/ Relative of KMP	Nature of Transaction	2020-21	2019-20
17	Bipinbhai Thakkar	Remuneration	-	9.21
18	Praveen Khadelwal	Remuneration	60.00	56.15
19	Shaunak Mandalia	Remuneration	20.18	20.25
20	Shaunak Mandalia	Loan Given	-	6.00
21	Mrs. Pallavi Mandalia	Salary	17.48	15.40
22	Pravin Prajapati	Remuneration	8.48	7.28
23	Vijay Kalyani	Remuneration	-	4.47
24	Mrs. Hina Thakkar	Salary	-	7.48
25	Mrs. Khushboo Khandelwal	Salary	15.00	15.00
26	Abhinav Mathur	Remuneration	10.63	7.00
27	Mukesh Limbachiya	Remuneration	5.40	3.44
28	Bahuchar Jan Seva Trust	Donation	1.00	27.62
29	Gokul Foundation	Donation	28.00	-
30	Mr. Piyushchandra sinh Vyas	Director's Sitting Fees	1.00	0.82
31	Ms. Dipoooba Devada	Director's Sitting Fees	1.08	0.85
32	Mr. Bipinbhai Thakkar	Director's Sitting Fees	0.14	0.35

### 39 Segment Reporting

The Group recognizes its activities of dealing in edible-non edible oils and related activities – Agro based commodities as its only primary business segment since its operations predominantly consist of manufacture and sale of edible-non edible oils to its customers. The Chief operating Decision Maker monitors the operating results of the Company's business as a single segment. Group has started providing services during current year. The revenue and net profit from such service activities is less than the quantitative thresholds as prescribed in Ind AS 108. Accordingly in the context of 'Ind AS 108 - Operating Segments' the principle business of the Group constitute a single reportable segment.

### 40 Earnings per share

Rs. in Lakhs

Particulars	For the year ended on 31 <sup>st</sup> March, 2021	For the year ended on 31 <sup>st</sup> March, 2020
Profit/Loss for the period attributable to Equity Shareholders	2,045.64	1,978.08
No. of Weighted Average Equity shares outstanding during the year	989.95	1,318.95
Nominal Value of Share (In Rs.)	2.00	2.00
Basic and Diluted Earnings per Share (In Rs.)	2.07	1.50

The Company does not have any outstanding dilutive potential equity shares. Consequently the basic and dilutive earning per share of the Company remain the same.

### 41 Details of Loan given, Investment made and Guarantee given covered u/s 186(4) of the Companies Act.

Loans given, Investment made are given under the respective heads.

### 42 Details of Corporate Social Responsibilities (CSR) Expenditure

- Group is required to spend Rs.27.38 Lakhs (Previous Year Rs. 26.53 Lakhs) on CSR activities
- Amount Spend During the year on

Rs. in Lakhs

Particulars	Year ended March 31, 2021			Year ended March 31, 2020		
	In Cash	Yet to be paid in Cash	Total	In Cash	Yet to be paid in Cash	Total
Construction/acquisition of any asset						
Contribution to various Trusts/NGOs						
Expenditure on Administration Overheads of CSR	27.38	-	27.38	26.53	-	26.53

### 43 FINANCIAL INSTRUMENTS – FAIR VALUES AND RISK MANAGEMENT

#### A. Accounting classification and Fair Values

The following table shows the carrying amounts and Fair Values of Financial Assets and Financial Liabilities, including their levels in the Fair Value hierarchy. It does not include Fair Value information for Financial Assets and Financial Liabilities not measured at Fair Value if the carrying amount is a reasonable approximation of Fair Value.

Rs. in Lakhs

March 31, 2021	Carrying Amount			Fair Value				
	Fair Value through Profit and Loss	Fair Value through Other Comprehensive Income	Amortised Cost	Total	Level 1	Level 2	Level 3	Total
<b>Financial Assets measured at amortised Cost :-</b>								
Non-current Investments	-	-	401.04	401.04	-	-		-
Current Investments	-	-	1,950.36	1,950.36	-	-		-
<b>Loans :-</b>								
Non-current	-	-	2,192.16	2,192.16		-		-
Current	-	-	1,210.30	1,210.30		-		-
<b>Other Financial Assets :-</b>								
Non-current	-	-	57.08	57.08		-		-
Current	-	-	546.40	546.40		-		-
Trade and Other Receivables	-	-	10,691.85	10,691.85		-		-
Cash and Cash Equivalents	-	-	2,372.31	2,372.31		-		-
<b>Total Financial Assets</b>	-	-	<b>19,421.51</b>	<b>19,421.51</b>	-	-		-
<b>Financial Liabilities measured at amortised Cost</b>								
<b>Borrowings :-</b>								
Non-current	-	-	10,272.82	10,272.82		-		-
Current	-	-	1,464.16	1,464.16		-		-
Trade and Other Payables	-	-	10,963.87	10,963.87		-		-
<b>Other Financial Liabilities :-</b>								
Non-current	-	-	-	-		-		-
Current	-	-	-	-		-		-
<b>Total Financial Liabilities</b>	-	-	<b>22,700.85</b>	<b>22,700.85</b>		-		-

Rs. in Lakhs

March 31, 2020	Carrying Amount			Fair Value				
	Fair Value through Profit and Loss	Fair Value through Other Comprehensive Income	Amortised Cost	Total	Level 1	Level 2	Level 3	Total
<b>Financial Assets measured at amortised Cost :-</b>								
Non-current Investments	-	-	401.47	401.47	-	-		-
Current Investments	-	-	3,499.14	3,499.14	-	-		-
<b>Loans :-</b>								
Non-current	-	-	2,046.34	2,046.34		-		-
Current	-	-	1,875.30	1,875.30		-		-
<b>Other Financial Assets :-</b>								
Non-current	-	-	99.33	99.33		-		-
Current	-	-	1,464.16	1,464.16		-		-
Trade and Other Receivables	-	-	8,738.07	8,738.07		-		-
Cash and Cash Equivalents	-	-	2,443.51	2,443.51		-		-



Rs. in Lakhs

March 31, 2021	Carrying Amount			Fair Value				
	Fair Value through Profit and Loss	Fair Value through Other Comprehensive Income	Amortised Cost	Total	Level 1	Level 2	Level 3	Total
<b>Financial Liabilities measured at amortised Cost</b>								
<b>Borrowings :-</b>								
Current	-	-	23,159.52	23,159.52		-		-
Trade and Other Payables	-	-	-	-		-		-
<b>Other Financial Liabilities :-</b>								
Current	-	-	0.95	0.95		-		-
<b>Total Financial Liabilities</b>	-	-	<b>23,160.47</b>	<b>23,160.47</b>		-		-

"(1) Investment in Subsidiary/Associate carried at amortised cost. Fair Value of financial Assets and Liabilities are measured at Amortized cost is not materially different from the Amortized cost. Further, impact of time value of money is not significant for the financial instrument classified as current. Accordingly, fair value has not been disclosed separately."

Types of inputs are as under:

- Input Level I (Directly Observable) which includes quoted prices in active markets for identical assets such as quoted price for an Equity Security on Security Exchanges
- Input Level II (Indirectly Observable) which includes prices in active markets for similar assets such as quoted price for similar assets in active markets, valuation multiple derived from prices in observed transactions involving similar businesses etc.
- Input Level III (Unobservable) which includes management's own assumptions for arriving at a fair value such as projected cash flows used to value a business etc.

The following tables show the valuation techniques used in measuring Level 2 and Level 3 fair values, as well as the significant unobservable inputs used.

### Financial instruments measured at fair value

#### Type Valuation technique

Currency Futures Based on exchange rates listed on NSE/MCX stock exchange

Commodity futures Based on commodity prices listed on MCX/ NCDX/ACE stock exchange

Forward contracts Based on FEDAI Rates

Interest rate swaps Based on Closing Rates provided by Banks

Open purchase and sale contracts Based on commodity prices listed on NCDEX stock exchange, and prices Available on SolventExtractor's association (SEA) along with quotations from brokers and adjustments made for grade and location of commodity

Options Based on Closing Rates provided by Banks

### B. Financial Risk Management:-

"The Company has exposure to the following risks arising from financial instruments:

- Credit Risk ;
- Liquidity Risk ; and
- Market Risk
  - Currency Risk
  - Interest Rate Risk
  - Commodity Risk
  - Equity Risk"

## Risk Management framework

The Group manages market risk through a treasury department, which evaluates and exercises independent control over the entire process of market risk management. The treasury department recommends risk management objectives and policies, which are approved by Board of Directors. The activities of this department include management of cash resources, borrowing strategies, and ensuring compliance with market risk limits and policies.

The Group's Risk Management policies are established to identify and analyse the risks faced by the Group, to set appropriate risk limits and controls and to monitor risks and adherence to limits. Risk Management policies and systems are reviewed regularly to reflect changes in market conditions and the Group's activities. The Group, through its training and management standards and procedures, aims to maintain a disciplined and constructive control environment in which all employees understand their roles and obligations.

The Audit Committee oversees how management monitors compliance with the Group's Risk Management policies and procedures, and reviews the adequacy of the risk management framework in relation to the risks faced by the Group. The Audit Committee is assisted in its oversight role by internal audit. Internal audit undertakes both regular and ad hoc reviews of risk management controls and procedures, the results of which are reported to the Audit Committee.

### i Credit Risk

Credit Risk is the risk of financial loss to the Group if a customer or counterparty to a financial instrument fails to meet its contractual obligations, and arises principally from the Group's receivables from customers and investments in debt securities.

The carrying amount of following Financial Assets represents the maximum credit exposure:

#### Other Financial Assets

The Group maintains its Cash and Cash equivalents and Bank deposits with banks having good reputation, good past track record and high quality credit rating and also reviews their credit-worthiness on an on-going basis. The derivatives are entered into with bank and financial institution counter parties, which are considered to be good.

#### Trade Receivables

The Group's exposure to credit risk is influenced mainly by the individual characteristics of each customer. The demographics of the customer, including the default risk of the industry has an influence on credit risk assessment. Credit risk is managed through credit approvals, establishing credit limits and continuously monitoring the creditworthiness of customers to which the Group grants credit terms in the normal course of business.

The maximum exposure to Credit Risk for Trade Receivables by geographic region was as follows:

Rs. in Lakhs

Particulars	31 <sup>st</sup> March, 2021	31 <sup>st</sup> March, 2020
Domestic	4,835.20	5,383.22
Other Region	5,856.65	3,354.85
<b>Total</b>	<b>10,691.85</b>	<b>8,738.07</b>

Summary of the Company's exposure to credit risk by age of the outstanding from various customers is as follows:

Rs. in Lakhs

Particulars	31 <sup>st</sup> March, 2021	31 <sup>st</sup> March, 2020
Neither Due nor impaired	4,997.62	4,223.69
Past Due 1 - 90 Days	5,167.83	3,513.15
Past Due 91 - 180 Days	6.41	112.28
More than 180 Days	519.99	888.96
<b>Total</b>	<b>10,691.85</b>	<b>8,738.07</b>

Exposures to customers outstanding at the end of each reporting period are reviewed by the Company to determine expected credit losses. Historical trends of impairment of trade receivables do not reflect any significant credit losses. Impaired amounts are based on lifetime expected losses based on the best estimate of the management. Further, management believes that the unimpaired amounts that are past due by more than 180 days are still collectible in full, based on historical payment behavior and extensive analysis of customer credit risk. The impairment loss related to several customers that have defaulted on their payments to the Company and are not expected to be able to pay their outstanding balances, mainly due to economic circumstances.

The movement in the allowance for impairment in respect of trade and other receivables during the year was as follows.

Rs. in Lakhs

Particulars	31 <sup>st</sup> March, 2021	31 <sup>st</sup> March, 2020
Balance as at 1 <sup>st</sup> April	144.42	144.29
Impairment Loss recognised	142.66	144.42
Amount written off	1.75	(0.13)
Balance as at 31 <sup>st</sup> March	142.66	144.42

## ii Liquidity Risk

Liquidity Risk is the risk that the Group will encounter difficulty in meeting the obligations associated with its Financial Liabilities that are settled by delivering cash or another financial asset. The Group's approach to managing liquidity is to ensure, as far as possible, that it will have sufficient liquidity to meet its liabilities when they are due, under both normal and stressed conditions, without incurring unacceptable losses or risking damage to the Group's reputation.

### Exposure to Liquidity Risk

The following are the remaining contractual maturities of financial liabilities at the reporting date. The amounts are gross and undiscounted, and include estimated interest payments and exclude the impact of netting agreements.

Rs. in Lakhs

Non-Derivative Financial Liabilities	Contractual Cash Flows	
	Carring Amount 31 <sup>st</sup> March, 2021	Carring Amount 31 <sup>st</sup> March, 2020
Working Capital Loans from Banks	28,334.39	23,159.52
Trade and Other Payables	9,053.25	2,074.49
Derivative Financial Liabilities	31 <sup>st</sup> March, 2021	31 <sup>st</sup> March, 2020
Forward exchange contracts used for hedging		
- Outflow - USD in Lakhs	86.25	139.68
- Inflow	77.63	101.38
<b>Total</b>	<b>163.87</b>	<b>241.06</b>

The gross inflows/(outflows) disclosed in the above table represent the contractual undiscounted Cash Flows relating to derivative financial liabilities held for risk management purposes and which are not usually closed out before contractual maturity. The disclosure shows net cash flow amounts for derivatives that are net cash-settled and gross cash inflow and outflow amounts for derivatives that have simultaneous gross cash settlement.

### Excessive Risk Concentration

Concentrations arise when a number of counterparties are engaged in similar business activities, or activities in the same geographical region, or have economic features that would cause their ability to meet contractual obligations to be similarly affected by changes in economic, political or other conditions. Concentrations indicate the relative sensitivity of the Company's performance to developments affecting a particular industry.

In order to avoid excessive concentrations of risk, the policies and procedures include specific guidelines to focus on the maintenance of a diversified portfolio. Identified concentrations of credit risks are controlled and managed accordingly. Selective hedging is used within the Group to manage risk concentrations at both the relationship and industry levels.

## Financial instruments – Fair Values and Risk Management

### iii Market Risk

Market Risk is the risk that changes in market prices – such as foreign exchange rates, interest rates and equity prices – will affect the Company's income or the value of its holdings of financial instruments. Market risk is attributable to all market risk sensitive financial instruments including foreign currency receivables and payables and short term debt. We are exposed to market risk primarily related to foreign exchange rate risk, interest rate risk and the value of our investments. Thus, our exposure to market risk is a function of investing and borrowing activities and revenue generating and operating activities in foreign currency. The objective of market risk management is to avoid excessive exposure in our foreign currency revenues and costs.

### Currency Risk

The Group is exposed to currency risk on account of its borrowings and other payables in foreign currency. The functional currency of the Group is Indian Rupee. The Group uses forward exchange contracts to hedge its currency risk, most with a maturity of less than one year from the reporting date. The Group does not use derivative financial instruments for trading or speculative purposes.

Rs. in Lakhs

Particulars	Currency	31 <sup>st</sup> March, 2021		31 <sup>st</sup> March, 2020	
		Amount in Foreign Currency	Amount in Lakhs	Amount in Foreign Currency	Amount in Lakhs
Against Imports	USD(in Lakhs)	86.25	6,281.44	139.68	10,564.52
Against Exports	USD(in Lakhs)	77.63	5,657.25	101.38	7,315.41

### Exposure to Currency Risk

The currency profile of Financial Assets and Financial Liabilities with exposure to foreign currency risk at the end of the reporting period expressed in rupees, are as follows

Rs. in Lakhs

Particulars	31 <sup>st</sup> March, 2021		31 <sup>st</sup> March, 2020	
	USD(in Lakhs)	SGD(in Lakhs)	USD(in Lakhs)	SGD(in Lakhs)
<b>Financial Assets</b>				
Non Current Investments	-	-	-	-
Trade and Other Receivables	5,857	-	3,355	-
Less: Forward Contract for Selling			-	-
Foreign Currency	0.54	1.67	0.54	1.67
Loans	-	-	-	-
<b>Total</b>	<b>5,857.20</b>	<b>1.67</b>	<b>3,355.40</b>	<b>1.67</b>
<b>Financial Liabilities</b>				
Short Term Borrowings	2,634.67	-	7,353.61	-
Trade and Other Payables	-	-	-	-
Less: Forward Contract for Buying	-	-	-	-
Foreign Currency	-	-	-	-
<b>Total</b>	<b>2,634.67</b>	<b>-</b>	<b>7,353.61</b>	<b>-</b>

### Sensitivity analysis

A reasonably possible strengthening / (weakening) of the Indian Rupee against US dollars at March 31 would have affected the measurement of financial instruments denominated in US dollars and affected equity and profit or loss by the amounts shown below. This analysis assumes that all other variables, in particular interest rates, remain constant and ignores any impact of forecast sales and purchases.

Rs. in Lakhs

Effects in (Rs. In Lakhs)	Profit or (Loss)		Equity, Net of Tax	
	Strengthening	Weakening	Strengthening	Weakening
<b>31 st March, 2021</b>				
3% Movement				
USD	96.68	(96.68)	72.34	(72.34)
SGD	(0.05)	0.05	(0.04)	0.04
<b>31 st March, 2020</b>				
3% Movement				
USD	(119.95)	119.95	(89.76)	89.76
SGD	(0.05)	0.05	(0.04)	0.04

### Interest Rate Risk

Interest Rate Risk is the risk that the fair value or future Cash Flows of a financial instrument will fluctuate because of changes in market interest rates. The Company's exposure to the risk of changes in market interest rates relates primarily to the Company's short-term debt obligations with floating interest rates.

### Exposure to Interest Rate Risk

The Group's Interest Rate Risk arises from borrowings obligations. Borrowings issued exposes to fair value interest rate risk. The interest rate profile of the Company's interest-bearing financial instruments as reported to the management of the Company is as follows:-

Rs. in Lakhs

Variable-Rate Instruments	Amount in Lakhs	
	As on 31 <sup>st</sup> March, 2021	As on 31 <sup>st</sup> March, 2020
Current - Borrowings	28,334.39	23,159.52
<b>Total</b>	<b>28,334.39</b>	<b>23,159.52</b>

### Commodity Risk

The prices of agricultural commodities are subject to wide fluctuations due to unpredictable factors such as weather, government policies, changes in global demand resulting from population growth and changes in standards of living and global production of similar and competitive crops. During its ordinary course of business, the value of the Group's open sales and purchases commitments and inventory of raw material changes continuously in line with movements in the prices of the underlying commodities. To the extent that its open sales and purchases commitments do not match at the end of each business day, the Group is subjected to price fluctuations in the commodities market.

While the Group is exposed to fluctuations in agricultural commodities prices, its policy is to minimise its risks arising from such fluctuations by hedging its sales either through direct purchases of a similar commodity or through futures contracts on the commodity exchanges. The prices on the commodity exchanges are generally quoted up to twelve months forward.

In the course of hedging its sales either through direct purchases or through futures, the Group may also be exposed to the inherent risk associated with trading activities conducted by its personnel. The Group has in place a risk management system to manage such risk exposure.

At the balance sheet date, a 1% increase/decrease of the commodities price indices, with all other variables remaining constant, would result in (decrease)/increase in profit before tax and equity by the amounts as shown below:

Rs. in Lakhs

Particulars	Profit or (Loss)		Equity, Net of Tax	
	1% increase	1% decrease	1% increase	1% decrease
<b>31 st March, 2021</b>				
Inventory Commodity Price	28,029.13	(28,029.13)	20,974.76	(20,974.76)
Derivative Contract Rate	-	-	-	-
<b>Total</b>	<b>28,029.13</b>	<b>(28,029.13)</b>	<b>20,974.76</b>	<b>(20,974.76)</b>
<b>31 st March, 2020</b>				
Inventory Commodity Price	16,163.48	(16,163.48)	12,095.45	(12,095.45)
Derivative Contract Rate	-	-	-	-
<b>Total</b>	<b>16,163.48</b>	<b>(16,163.48)</b>	<b>12,095.45</b>	<b>(12,095.45)</b>

### Equity Risk

Equity Price Risk is related to the change in market reference price of the investments in equity securities. The fair value of some of the Group's investments in Fair value through Other Comprehensive Income securities exposes the Group to equity price risks. In general, these securities are not held for trading purposes. These investments are subject to changes in the market price of securities. The fair value of equity securities as of March 31, 2020, was Rs. Nil [FY 2018-2019 Rs. Nil Lakhs]. A Sensex standard deviation of 5% [FY 2018-2019 5%] would result in change in equity prices of securities held as of March 31, 2020 by Rs. Nil Lakhs. [FY 2018-2019 Rs. Nil Lakhs]

#### 44 Capital Management

The Group's policy is to maintain a strong capital base so as to maintain investor, creditor and market confidence and to sustain future development of the business. Management monitors the return on capital as well as the level of dividends to ordinary shareholders.

The Group monitors capital using a ratio of 'adjusted net debt' to 'adjusted equity'. For this purpose, adjusted net debt is defined as total liabilities, comprising interest-bearing loans and borrowings and obligations under finance leases, less cash and cash equivalents. Adjusted equity comprises all components of equity.

Rs. in Lakhs

Particulars	As on 31 <sup>st</sup> March, 2021	As on 31 <sup>st</sup> March, 2020
Total Interest bearing liabilities	28,334.39	23,159.52
Less: Cash and Cash equivalents	2,372.31	2,443.51
Adjusted Net Debt	25,962.08	20,716.01
Total Equity	27,732.98	30,496.23
Adjusted equity	27,732.98	30,496.23
Adjusted net debt to adjusted equity ratio	0.94	0.68

#### 45 Events occurred after Balance Sheet date

The Group evaluates events and transactions that occur subsequent to the balance sheet date but prior to approval of financial statements to determine the necessity for recognition and/or reporting of any of these events and transactions in the financial statements. As of 21<sup>st</sup> June, 2021 there were no material subsequent events to be recognised or reported that are not already previously disclosed.

#### 46 Impact of COVID 19

The World Health Organisation [WHO] declared Covid-19 to be a global pandemic in March 2020. Majority of the countries across the globe were into full or partial lockdown situation, impacting business operations across various sectors with severe restrictions on movement of people and goods. The Company has implemented several initiatives across its manufacturing and other business locations including allowing work from homes, social distancing at work places and proper sanitization of work places etc. for ensuring safety of its employees and continuity of its business operations with minimal disruption. As per our current assessment of the situation based on internal and external information available up to the date of approval of these financial results by the Board of Directors, the Company believes that the impact of Covid-19 on its business, assets, internal financial controls, profitability and liquidity, both present and future, would be limited and there is no indication of any material impact on the carrying amounts of inventories, intangible assets, trade receivables, investments and other financial assets. The eventual outcome of the impact of the global health pandemic may be different from those estimated as on the date of approval of these financial statements and the Company will closely monitor any material changes to the economic environment and their impact on its business in the times to come.

#### 47 Approval of Financial Statements

The financial statements of the company has been approved in the board meeting held on 21<sup>st</sup> June, 2021.

As per our report of even date attached

**For M. M. THAKKAR & CO.**  
Chartered Accountants  
(Registration No: 110905W)

**Darshak M Thakkar**  
Partner  
Membership No:103762  
UDIN : 21103762AAAAHU5250

21<sup>st</sup> June, 2021, Ahmedabad

**For and on behalf of the board**

**Balvantsinh C Rajput**  
Chairman and Managing Director  
(DIN 00315565)

**Praveen Khandelwal**  
Chief Executive Officer

**Shaunak Mandalia**  
Director & Chief Financial Officer  
(DIN 06649347)

**Abhinav Mathur**  
Company Secretary  
Membership No.A22613

21<sup>st</sup> June, 2021, Ahmedabad

## FORM NO. AOC.1

Statement containing salient features of the financial statement of subsidiaries / joint ventures pursuant to first proviso to subsection (3) of section 129 of the Companies Act 2013, read with rule 5 of Companies (Accounts) Rules, 2014 :

## Part-A: Subsidiaries (FY 2020-21)

S. No.	Name of Subsidiary/ Partnership Firm	Reporting Currency	Exchange Rate	Equity Share Capital	Other Equity	Total Asset	Total Liabilities	Investment	Turnover	Profit Before Tax	Provision for Tax	Profit after Tax
1	Professional Commodities Services Private Limited*	INR	1.00	60.00	177.10	253.58	16.47	-	3.20	11.40	4.63	6.77
2	Gokul Agri International Ltd.	INR	1.00	5.00	14,640.66	57,781.30	43,135.64	118.76	245,610.06	2,315.65	577.33	1,738.33

## Note:

- i Proposed dividend is NIL in each subsidiary.
- ii % of shareholding in all subsidiaries either directly or through its subsidiaries is 100%.

\*Subsidiary of Gokul Agri International Limited

## Part B : Associates

Statement pursuant to Section 129(3) of the Companies Act, 2013 related to Associate Companies and Joint Ventures

Name of Associates / Joint Ventures	Gujarat Gokul Power Limited
Latest audited Balance Sheet Date	31st March, 2021
Shares of Associates / Joint Ventures held by the company on the year end	
Number of Shares	24180
Amount of Investment in Associates / Joint Ventures	Rs. 241800
Extend of Holding %	48.36%
Description of how there is significant influence	Due to holding of 48.36 %
Reason why the associate / joint venture is not consolidated	Holding is less than 50%.
Net worth attributable to shareholder as per latest audited Balance Sheet	Rs. (31913496)
Profit / Loss for the year	Rs.( 27321713)
Considered in Consolidation	Rs. NIL
Not considered in Consolidation	Rs.( 27321713)*

Gujarat Gokul Power Limited is yet to commence operations

As per accounting treatment suggested in Ind AS 28 - "Investments in Associates and Joint Venture", in case investor's share of losses in an associate equals or exceeds the carrying amount of investment, the investor ordinarily discontinues recognizing its share of further losses and the investment is reported at nil value.

For and On Behalf of the Board

**B. C. Rajput**

Chairman and Managing Director

Ahmedabad, 21st June, 2021

**Shaunak Mandalia**

CFO & Director

**Praveen Khandelwal**

Chief Executive Officer

**Abhinav Mathur**

Company Secretary







**Gokul Refoils & Solvent Limited**

(CIN : L15142GJ1992PLC018745)

Registered Office: State Highway No. 41, Near Sujapur patia, Sidhpur- 384151, Gujarat.

Telephone: +91 2767 222075 E-mail: [abinav.mathur@gokulgroup.com](mailto:abinav.mathur@gokulgroup.com) Website: [www.gokulgroup.com](http://www.gokulgroup.com)

**ATTENDANCE SLIP**

I hereby record my presence at the 28<sup>th</sup> Annual General Meeting of the Company held on Thursday, September 30, 2021 at State Highway No. 41, Near Sujapur patia, Sidhpur- 384151, Gujarat at 11.00 A.M.

<b>Folio No.</b>	<b>DP ID</b>	<b>Client ID No.</b>	<b>Number of Shares</b>

Name and address of Shareholder / Proxy holder

<hr/> <hr/> <hr/>
-------------------

\_\_\_\_\_  
Shareholder / Proxy's Signature

(Shareholders attending the meeting in person or by proxy are requested to complete the attendance slip and hand over at the entrance of the Meeting Hall)



## Proxy Form

Form No. MGT-11

[Pursuant to Section 105(6) of the Companies Act, 2013 and rule 19(3) of the Companies (Management and Administration) Rule, 2014]

**CIN** : L15142GJ1992PLC018745  
**Name of the Company** : Gokul Refoils and Solvent Limited  
**Registered Office** : State Highway No. 41, Near Sujanpur patia, Sidhpur-384151, Gujarat.

Name of the Member (s):			
Registered Address:			
E-mail ID:			
Folio No./ Client ID:		DP ID:	

I/We, being the member(s) of \_\_\_\_\_ shares of the Gokul Refoils and Solvent Ltd., hereby appoint;

(1) \_\_\_\_\_ of \_\_\_\_\_ having e-mail id \_\_\_\_\_ or failing him / her;

(2) \_\_\_\_\_ of \_\_\_\_\_ having e-mail id \_\_\_\_\_ or failing him / her;

(3) \_\_\_\_\_ of \_\_\_\_\_ having e-mail id \_\_\_\_\_

and whose signature(s) are appended below as my/our proxy to attend and vote (on a poll) for me/us and on my/our behalf at the **28<sup>th</sup> Annual General Meeting** of the Company, to be held on the Thursday, September 30, 2021 at 11.00 A.M. at State Highway No. 41, Near Sujanpur patia, Sidhpur- 384151, Gujarat and at any adjournment thereof in respect of such resolution as are indicated below:-

Resolution No.	Resolution
<b>Ordinary Business;</b>	
1	Ordinary Resolution for adoption of Standalone and Consolidated Audited Financial Statements for the year ended 31 <sup>st</sup> March, 2021
2	Ordinary Resolution for appoint a Director in place of Mr. Balvantsinh Rajput (DIN: 00315565), who retires by rotation and being eligible, offers himself for re-appointment.
<b>Special Business;</b>	
3	Re-appointment of Shri Balvantsinh Rajput (DIN: 00315565) as Managing Director of the Company
4	Re-appointment of Mr. Dharmendrasinh Rajput (DIN-03050088) as a whole time director designated as an Executive Director of the Company
5	Appointment of Mr. Parth Shah (DIN- 08958666), as an Independent Director of the Company

Signed this ..... day of ..... 2021

Signature of shareholder \_\_\_\_\_

Signature of Proxy holder(s) \_\_\_\_\_

Please affix  
Rs. 1/-Revenue  
Stamp

### Note:

1. This form of proxy in order to be effective should be duly completed and deposited at the Registered Office of the Company, not less than 48 hours before the commencement of the Meeting.
2. A Proxy need not be a member of the Company.
3. A person can act as a proxy on behalf of members not exceeding fifty and holding in the aggregate not more than 10% of the share capital of the company carrying rights. a member holding more than 10% of the total share capital of the company carrying voting rights may appoint a single person a proxy and such person shall not act as a proxy for any other person or shareholder.
4. Appointing a proxy does not prevent a member from attending the meeting in person if he so wishes.
5. In the case of joint holders, the signature of any one holder will be sufficient, but names of all the joint holders should be stated.



### ROUTE MAP TO REACH VENUE OF THE ANNUAL GENERAL MEETING





**GOKUL**

# हर बूँद सच्ची, शुद्धता भरी

डबल फिल्टर्ड  
मूंगफली तेल



कच्ची धानी  
सरसों तेल



रिफाईन्ड  
कपासीया तेल



मस्टर्ड  
सरसों तेल



रिफाईन्ड  
सनफ्लावर तेल



रीफाईन्ड  
सोयाबीन तेल



*If undelivered please return to:*



**Gokul Refoils & Solvent Ltd.**

CIN: L15142GJ1992PLC 018745

**CORPORATE OFFICE :** 501,A-Office, Gokul Pratham, in SWA Scheme, Near Tapovan Circle, Ahmedabad – Gandhinagar Highway, T.P. 44, Chandkheda, Ahmedabad- 382424, Gujarat, India

**REGISTERED OFFICE :** State Highway No - 41, Nr. Sujapur Patia, Sidhpur - 384 151, Dist.: Patan, State: Gujarat.(India) Phone: +91-2767-222075, 225551, Fax : +91-2767-225475

**WEBSITE :** [www.gokulgroup.com](http://www.gokulgroup.com) | **E-MAIL :** [abhinav.mathur@gokulgroup.com](mailto:abhinav.mathur@gokulgroup.com)