



ISO 9001:2015

www.tuv.com
ID 9105061131



6th June, 2020

BSE Limited
Phiroze Jeejeebhoy Towers
Dalal Street
Mumbai - 400 001

Scrip Code - 532513

National Stock Exchange of India Limited
Exchange Plaza, 5th Floor
C - 1, Block G, Bandra - Kurla Complex
Bandra - (E), Mumbai - 400 051

Scrip Symbol - TVSELECT

Dear Sirs,

- Sub:** Outcome of Board Meeting and Audited Financial Results for the quarter and year ended 31st March, 2020.
- Ref:** Our letter dated 31st May 2020 intimating the Board Meeting for consideration of audited financial results for the quarter and year ended 31st March 2020.

We wish to inform you that the Board of Directors of the Company at their meeting held today, i.e. 6th June, 2020, which commenced at 3.00 pm and concluded at 7:45 pm; inter-alia:

- a. Approved the Audited Financial Results as set out in compliance with the Ind-AS, for the quarter and year ended 31st March, 2020 in terms of Regulation 33 of the SEBI (Listing Obligations and Disclosure Requirements) Regulations, 2015 (LODR Regulations).

A copy of the said results along with the report of the Auditors with unmodified opinion issued by the Statutory Auditors of the Company, M/s. Deloitte Haskins & Sells, (Firm Registration No.008072S) Chartered Accountants is enclosed herewith.

Further, pursuant to the relaxation granted by SEBI vide Circulars dated 26th March 2020 and dated 12th May 2020 regarding exemption from publication of advertisements in newspapers as required under regulation 47 of SEBI (Listing Obligations and Disclosure Requirements) Regulations, 2015 for all events scheduled till 30th June 2020, the Company shall not publish the Financial results of the aforesaid Board Meeting in the newspapers. However, the financial results are being uploaded on the website of the Company, i.e., www.tvs-e.in.

- b. Decided to convene 25th Annual General Meeting on 8th August, 2020, virtually, through Video Conferencing.

This intimation is given pursuant to the applicable provisions of the SEBI (Listing Obligations and Disclosure Requirements) Regulations, 2015. Kindly take this intimation on record.

Thanking you,

Yours truly,

For TVS Electronics Limited

K Santosh

Company Secretary

TVS Electronics Limited

"Arihant E-Park", No.117/1, 8th & 9th Floor, L.B.Road, Adyar, Chennai - 600 020. Tel.: + 91-44-4200 5200

Registered office : No.249A, Ambujammal Street, Off TTK Road, Alwarpet, Chennai-600 018.

Corporate Identity Number : L30007TN1995PLC032941

E-mail id : webmaster@tvs-e.in Website: www.tvs-e.in

**INDEPENDENT AUDITOR'S REPORT ON AUDIT OF ANNUAL FINANCIAL RESULTS
AND REVIEW OF QUARTERLY FINANCIAL RESULTS**

TO THE BOARD OF DIRECTORS OF TVS ELECTRONICS LIMITED

Opinion and Conclusion

We have (a) audited the Financial Results for the year ended March 31, 2020 and (b) reviewed the Financial Results for the quarter ended March 31, 2020 (refer 'Other Matters' section below), which were subject to limited review by us, both included in the accompanying "Statement of Financial Results for the Quarter and Year Ended March 31, 2020 of **TVS ELECTRONICS LIMITED** ("the Company"), ("the Statement"), being submitted by the Company pursuant to the requirements of Regulation 33 of the SEBI (Listing Obligations and Disclosure Requirements) Regulations, 2015, as amended ("the Listing Regulations").


(a) Opinion on Annual Financial Results

In our opinion and to the best of our information and according to the explanations given to us, the Financial Results for the year ended March 31, 2020:

- i. is presented in accordance with the requirements of Regulation 33 of the SEBI (Listing Obligations and Disclosure Requirements) Regulations, 2015, as amended; and
- ii. gives a true and fair view in conformity with the recognition and measurement principles laid down in the Indian Accounting Standards and other accounting principles generally accepted in India of the net profit and total comprehensive income and other financial information of the Company for the year then ended.

(b) Conclusion on Unaudited Financial Results for the quarter ended March 31, 2020

With respect to the Financial Results for the quarter ended March 31, 2020, based on our review conducted as stated in paragraph (b) of Auditor's Responsibilities section below, nothing has come to our attention that causes us to believe that the Financial Results for the quarter ended March 31, 2020, prepared in accordance with the recognition and measurement principles laid down in the Indian Accounting Standards and other accounting principles generally accepted in India, has not disclosed the information required to be disclosed in terms of Regulation 33 of the SEBI (Listing Obligations and Disclosure Requirements) Regulations, 2015, as amended, including the manner in which it is to be disclosed, or that it contains any material misstatement.



Basis for Opinion on the Audited Financial Results for the year ended March 31, 2020

We conducted our audit in accordance with the Standards on Auditing (“SAs”) specified under Section 143(10) of the Companies Act, 2013 (“the Act”). Our responsibilities under those Standards are further described in paragraph (a) of Auditor’s Responsibilities section below. We are independent of the Company in accordance with the Code of Ethics issued by the Institute of Chartered Accountants of India (“the ICAI”) together with the ethical requirements that are relevant to our audit of the Financial Results for the year ended March 31, 2020 under the provisions of the Act and the Rules thereunder, and we have fulfilled our other ethical responsibilities in accordance with these requirements and the ICAI’s Code of Ethics. We believe that the audit evidence obtained by us is sufficient and appropriate to provide a basis for our audit opinion.


Emphasis of Matter

We invite attention to Note 6 to the statement, regarding outbreak of COVID-19 pandemic and the assessment made by the management on its business and financial results. This assessment and the outcome of the pandemic on the business and financial results is as made by the management and is highly dependent on the circumstances/developments as they evolve in the subsequent periods

Our opinion is not modified in respect of this matter.

Management’s Responsibilities for the Statement

This Statement which includes the Financial Results is the responsibility of the Company’s Board of Directors and has been approved by them for the issuance. The Financial Results for the year ended March 31, 2020 has been compiled from the related audited financial statements. This responsibility includes the preparation and presentation of the Financial Results for the quarter and year ended March 31, 2020 that give a true and fair view of the net profit and other comprehensive income and other financial information in accordance with the recognition and measurement principles laid down in the Indian Accounting Standards prescribed under Section 133 of the Act read with relevant rules issued thereunder and other accounting principles generally accepted in India and in compliance with Regulation 33 of the Listing Regulations. This responsibility also includes maintenance of adequate accounting records in accordance with the provisions of the Act for safeguarding the assets of the Company and for preventing and detecting frauds and other irregularities; selection and application of appropriate accounting policies; making judgments and estimates that are reasonable and prudent; and the design, implementation and maintenance of adequate internal financial controls that were operating effectively for ensuring the accuracy and completeness of the accounting records, relevant to the preparation and presentation of the Financial Results that give a true and fair view and is free from material misstatement, whether due to fraud or error.



Deloitte Haskins & Sells

In preparing the Financial Results, the Board of Directors are responsible for assessing the Company's ability, to continue as a going concern, disclosing, as applicable, matters related to going concern and using the going concern basis of accounting unless the Board of Directors either intends to liquidate the Company or to cease operations, or has no realistic alternative but to do so.

The Board of Directors are also responsible for overseeing the financial reporting process of the Company.

Auditor's Responsibilities

(a) Audit of the Financial Results for the year ended March 31, 2020

Our objectives are to obtain reasonable assurance about whether the Financial Results for the year ended March 31, 2020 as a whole is free from material misstatement, whether due to fraud or error, and to issue an auditor's report that includes our opinion. Reasonable assurance is a high level of assurance, but is not a guarantee that an audit conducted in accordance with SAs will always detect a material misstatement when it exists. Misstatements can arise from fraud or error and are considered material if, individually or in the aggregate, they could reasonably be expected to influence the economic decisions of users taken on the basis of this Financial Results.

As part of an audit in accordance with SAs, we exercise professional judgment and maintain professional skepticism throughout the audit. We also:

- Identify and assess the risks of material misstatement of the Annual Financial Results, whether due to fraud or error, design and perform audit procedures responsive to those risks, and obtain audit evidence that is sufficient and appropriate to provide a basis for our opinion. The risk of not detecting a material misstatement resulting from fraud is higher than for one resulting from error, as fraud may involve collusion, forgery, intentional omissions, misrepresentations, or the override of internal control.
- Obtain an understanding of internal control relevant to the audit in order to design audit procedures that are appropriate in the circumstances, but not for the purpose of expressing an opinion on the effectiveness of the Company's internal control.
- Evaluate the appropriateness of accounting policies used and the reasonableness of accounting estimates made by the Board of Directors.
- Evaluate the appropriateness and reasonableness of disclosures made by the Board of Directors in terms of the requirements specified under Regulation 33 of the Listing Regulations.
- Conclude on the appropriateness of the Board of Directors' use of the going concern basis of accounting and, based on the audit evidence obtained, whether a material uncertainty exists related to events or conditions that may cast significant doubt on the ability of the Company to continue as a going concern. If we conclude that a material uncertainty exists, we are required to draw attention in our auditor's report to the related disclosures in the Statement or, if such disclosures are inadequate, to modify our opinion. Our conclusions are based on the audit evidence obtained up to the date of our auditor's report. However, future events or conditions may cause the Company to cease to continue as a going concern.



Deloitte Haskins & Sells

- Evaluate the overall presentation, structure and content of the Annual Financial Results, including the disclosures, and whether the Annual Financial Results represent the underlying transactions and events in a manner that achieves fair presentation.
- Obtain sufficient appropriate audit evidence regarding the Annual Financial Results of the Company to express an opinion on the Annual Financial Results.

Materiality is the magnitude of misstatements in the Annual Financial Results that, individually or in aggregate, makes it probable that the economic decisions of a reasonably knowledgeable user of the Annual Financial Results may be influenced. We consider quantitative materiality and qualitative factors in (i) planning the scope of our audit work and in evaluating the results of our work; and (ii) to evaluate the effect of any identified misstatements in the Annual Financial Results.

We communicate with those charged with governance regarding, among other matters, the planned scope and timing of the audit and significant audit findings including any significant deficiencies in internal control that we identify during our audit.

We also provide those charged with governance with a statement that we have complied with relevant ethical requirements regarding independence, and to communicate with them all relationships and other matters that may reasonably be thought to bear on our independence, and where applicable, related safeguards.

(b) Review of the Financial Results for the quarter ended March 31, 2020

We conducted our review of the Financial Results for the quarter ended March 31, 2020 in accordance with the Standard on Review Engagements ("SRE") 2410 'Review of Interim Financial Information Performed by the Independent Auditor of the Entity', issued by the ICAI. A review of interim financial information consists of making inquiries, primarily of the Company's personnel responsible for financial and accounting matters, and applying analytical and other review procedures. A review is substantially less in scope than an audit conducted in accordance with SAs specified under section 143(10) of the Act and consequently does not enable us to obtain assurance that we would become aware of all significant matters that might be identified in an audit. Accordingly, we do not express an audit opinion.


Other Matters

- As stated in Note 9 of the Statement, the figures for the corresponding quarter ended March 31, 2019 are the balancing figures between the annual audited figures for the year then ended and the year to date figures for the 9 months period ended December 31, 2018. We have not issued a separate limited review report on the results and figures for the quarter ended March 31, 2019. Our report on the Statement is not modified in respect of this matter.



- The Statement includes the results for the Quarter ended March 31, 2020 being the balancing figure between audited figures in respect of the full financial year and the published year to date figures up to the third quarter of the current financial year which were subject to limited review by us. Our report on the Statement is not modified in respect of this matter.

For **DELOITTE HASKINS & SELLS**
Chartered Accountants
(Firm's Registration No. 008072S)


(Geetha Suryanarayanan)
Partner
(Membership No.29519)
(UDIN: 20029519AAAABS1652)

Place: Chennai
Date: June 6, 2020





ISO 9001 2015

www.tlv.com
ID: 9105061131



TVS ELECTRONICS LIMITED

Registered Office: No.249A, Ambujammal Street, Off TTK Road, Alwarpet, Chennai - 600 020

Statement of Financial Results for the Quarter and Year Ended March 31, 2020

(₹ in Lakhs)

S. No.	Particulars	Standalone Financials				
		Three months ended			Year ended	
		March 31, 2020	December 31, 2019	March 31, 2019	March 31, 2020	March 31, 2019
		(Refer Note 9)	Unaudited	(Refer Note 9)	Audited	
	Income from operations					
	a Gross Sales / Income from operations	5,325	7,069	5,606	25,797	2,75,565
	b Other Operating Income	15	19	61	75	119
	Total Revenue from Operations	5,340	7,088	5,667	25,872	2,75,684
	Other Income	155	72	98	533	373
1	Total Revenue	5,495	7,160	5,765	26,405	2,76,057
	Expenses					
	a. Cost of materials consumed	1,601	1,428	1,709	6,963	6,740
	b. Purchases of stock-in-trade	1,097	1,959	461	5,616	2,09,617
	c. Changes in inventories of finished goods, stock-in-trade and work-in-progress	(18)	(64)	49	(166)	45,774
	d. Employee benefits expense	901	1,052	943	3,815	3,610
	e. Finance costs	58	67	8	236	41
	f. Depreciation and amortisation expense	344	281	102	1,040	368
	g. Other expenses	1,919	2,348	2,089	8,553	8,127
2	Total Expenses	5,902	7,071	5,361	26,057	2,74,277
3	(Loss) / Profit before exceptional items and tax (1- 2)	(407)	89	404	348	1,780
4	Exceptional Items (Refer note 5)	(350)	-	(14)	(350)	(358)
5	(Loss) / Profit before tax (3+4)	(757)	89	390	(2)	1,422
	Current Tax	(53)	28	222	136	690
	Deferred Tax	(135)	(24)	(30)	(177)	(14)
	Tax relating to earlier years	-	-	2	-	2
6	Tax Expense	(188)	4	194	(41)	678
7	Net (Loss) / Profit after tax (5-6)	(569)	85	196	39	744
8	Other comprehensive Income	-	-	-	-	-
	Items that will be reclassified to Profit or Loss	2	-	4	3	7
	Tax on above	(10)	-	-	(9)	(1)
9	Total Comprehensive Income (7+8)	(577)	85	200	33	750
10	Paid-up equity share capital (Face Value of the Share is Rs.10/- each)	1,865	1,865	1,861	1,865	1,861
11	Earnings per share (EPS) (Face value of Rs.10/- each) (not annualised for three months and nine months)					
	a) Basic	(3.05)	0.46	1.05	0.21	4.00
	b) Diluted	(3.05)	0.46	1.05	0.21	3.99

Note: Refer accompanying notes to financial results

TVS Electronics Limited

"Arihant E-Park", No.117/1, 8th & 9th Floor, L.B.Road, Adyar, Chennai - 600 020. Tel.: + 91-44-4200 5200

Registered Office: Jayalakshmi Estate, New No.29, (Old No.8), Haddows Road, Chennai- 600 006.

Corporate Identity Number : L30007TN1995PLC032941


E-mail id : webmaster@tvs-e.in Website: www.tvs-e.in





ISO 9001:2015

www.tuv.com
ID 9105061131



TVS ELECTRONICS LIMITED

Statement of Segment wise Revenue, Results and Capital Employed for the Quarter and Year ended March 31, 2020

(₹ in Lakhs)

S. No.	Particulars	Standalone Financials				
		Three months ended			Year ended	
		March 31, 2020	December 31, 2019	March 31, 2019	March 31, 2020	March 31, 2019
		(Refer Note 9)	Unaudited	(Refer Note 9)	Audited	
1	Segment Revenue					
	a) Products & Solutions	3,206	3,992		15,065	
	b) Customer Support Services	1,559	2,304		8,298	
	<i>IT Products & Technical services (Refer note 2)</i>			5,632		22,335
	c) Fulfillment & Distribution Services (Refer note 3)	575	792	35	2,509	2,53,349
	Net Sales / Income from operations	5,340	7,088	5,667	25,872	2,75,684
2	Segment Results (Profit before tax and interest from each segment)					
	a) Products & Solutions	93	321		1,005	
	b) Customer Support Services	(953)	(249)		(1,337)	
	<i>IT Products & Technical services (Refer note 2)</i>			339		983
	c) Fulfillment & Distribution Services (Refer note 3)	6	12	(8)	33	620
	Total Segment results	(854)	84	331	(299)	1,603
	(Less): Finance costs	(58)	(67)	(8)	(236)	(41)
	Add / (Less): Unallocable Income net of expenditure	155	72	67	533	(140)
	Total Profit before tax	(757)	89	390	(2)	1,422
3	Segment Assets					
	a) Products & Solutions	8,537	8,156		8,537	
	b) Customer Support Services	6,976	8,434		6,976	
	<i>IT Products & Technical services (Refer note 2)</i>			13,749		13,749
	c) Fulfillment & Distribution Services	549	621	441	549	441
	d) Unallocated*	1,767	751	2,282	1,767	2,282
	Total Segment Assets	17,829	17,962	16,472	17,829	16,472
4	Segment Liabilities					
	a) Products & Solutions	4,634	4,593		4,634	
	b) Customer Support Services	3,281	3,914		3,281	
	<i>IT Products & Technical services (Refer note 2)</i>			6,555		6,555
	c) Fulfillment & Distribution Services	407	353	1,092	407	1,092
	d) Unallocated**	1,445	127	127	1,445	127
	Total Segment Liabilities	9,767	8,987	7,774	9,767	7,774
5	Capital Employed (3-4) (Total Equity)	8,062	8,975	8,698	8,062	8,698

* Includes Cash and Cash Equivalents, Bank Balances & Tax assets

** Includes Borrowings & Tax liabilities

TVS Electronics Limited

"Arihant E-Park", No.117/1, 8th & 9th Floor, L.B.Road, Adyar, Chennai - 600 020. Tel.: + 91-44-4200 5200

Registered Office: Jayalakshmi Estate, New No.29, (Old No.8), Haddows Road, Chennai- 600 006.

Corporate Identity Number : L30007TN1995PLC032941

E-mail id : webmaster@tvs-e.in Website: www.tvs-e.in





ISO 9001:2015

www.tuv.com
ID: 9105061131



TVS ELECTRONICS LIMITED

Registered Office: No.249A, Ambujammal Street, Off TTK Road, Alwarpet, Chennai - 600 020

STATEMENT OF ASSETS AND LIABILITIES

(₹ in Lakhs)

Particulars	Standalone	
	As at March 31, 2020	As at March 31, 2019
A Assets	Audited	
1 Non-current assets		
(a) Property, plant and equipment	997	1,108
(b) Right to use asset	1,167	-
(c) Intangible assets	1,561	1,923
(d) Intangible assets under development	111	37
(e) Financial assets		
i. Investments	96	57
ii. Other financial assets	163	310
(f) Non current tax assets (Net)	247	402
(g) Other non-current assets	2,593	2,617
Total non-current assets	6,935	6,454
2 Current assets		
(a) Inventories	3,067	3,161
(b) Financial assets		
i. Investments	19	1,506
ii. Trade receivables	4,254	2,563
iii. Cash and cash equivalents	1,384	317
iv. Bank balances other than (iii) above	21	512
v. Other financial assets	858	984
(c) Other current assets	1,291	975
Total current assets	10,894	10,018
Total Assets	17,829	16,472
B Equity and liabilities		
1 Equity		
(a) Equity share capital	1,865	1,861
(b) Other equity	6,197	6,837
Total equity	8,062	8,698
2 Liabilities		
Non-current liabilities		
(a) Financial liabilities		
i. Lease Liabilities	598	-
(b) Provisions	137	217
(c) Deferred tax liabilities (net)	2	127
(d) Other non-current liabilities	32	46
Total non-current liabilities	769	390
Current liabilities		
(a) Financial liabilities		
i. Borrowings	1,443	-
ii. Trade payables:		
-Total outstanding dues of micro enterprises and small enterprises	45	191
-Total outstanding dues of creditors other than micro enterprises and small enterprises	5,267	5,596
iii. Other financial liabilities	598	-
iii. Other financial liabilities	531	493
(b) Provisions	727	628
(c) Other current liabilities	387	476
Total current liabilities	8,998	7,384
Total liabilities	9,767	7,774
Total equity and liabilities	17,829	16,472

TVS Electronics Limited

"Arihant E-Park", No.117/1, 8th & 9th Floor, L.B.Road, Adyar, Chennai - 600 020. Tel.: + 91-44-4200 5200

Registered Office: Jayalakshmi Estate, New No.29, (Old No.8), Haddows Road, Chennai- 600 006.

Corporate Identity Number : L30007TN1995PLC032941

E-mail id : webmaster@tvs-e.in Website: www.tvs-e.in





ISO 9001 2015

www.tuv.com
ID: 9105061131



TVS ELECTRONICS LIMITED

Registered Office: No.249A, Ambujammal Street, Off TTK Road, Alwarpet, Chennai - 600 020

STATEMENT OF CASH FLOWS FOR THE YEAR YEAR ENDED MARCH 31, 2020

	For the Year ended March 31, 2020 Rs Lakhs		For the Year ended March 31, 2019 Rs Lakhs	
	Audited			
A. Cash flow from operating activities				
Net profit after tax		39		744
Adjustments for :				
Depreciation and Amortisation	1,040		368	
Tax provisions	(41)		678	
Finance costs	236		41	
Provision for impairment on carrying value of Intangibles	350		-	
Provision for impairment in value of investment in subsidiary	-		97	
Provision for impairment in value of other investments	-		358	
Profit on sale of Property, Plant and equipment	(3)		(10)	
Net Gain arising on FVTPL Transaction	(51)		(58)	
Profit on sale of Investment	(32)		(1)	
Interest Income	(265)		(212)	
Employee stock option expense	-		(72)	
Lease liabilities no longer required written back	(5)		-	
Other Liabilities no longer required written back	(69)		-	
Bad debts written off and provision for doubtful debts	111		40	
Loss on Property, Plant and equipment sold / scrapped	38		16	
		1,309		1,245
Operating profit before working capital changes		1,348		1,989
Changes in working capital				
<u>Adjustments for (increase)/decrease in operating assets</u>				
Trade and other receivables	(1,802)		37,471	
Inventories	94		45,360	
Other Assets	(304)		2,580	
Other Financial Assets	242		(387)	
<u>Adjustments for increase/(decrease) in operating liabilities</u>				
Trade payables	(407)		(87,623)	
Other Liabilities	(54)		131	
Other Financial Liabilities	38		223	
		(2,193)		(2,245)
Cash used in operations		(845)		(256)
Direct taxes paid / refund received - (net)		255		(343)
Net cash flow used in operating activities		(590)		(599)
B. Cash flow from investing activities				
Purchase of Property, plant and equipment including capital advances	(383)		(586)	
Proceeds from sale of Property, plant and equipment	10		44	
Bank balances considered as other than cash and cash equivalents	491		162	
Cash inflow on disposal of subsidiary	-		146	
Cash outflow on acquisition of investment in subsidiary	-		(95)	
Cash inflow from sale of other investments	1,519		-	
Cash outflow on acquisition of other investments	-		(1,475)	
Interest received	71		204	
Net cash flow generated from /used in investing activities		1,708		(1,600)
C. Cash flow from financing activities				
Proceeds from issue of equity shares	4		-	
Payment towards lease liability	(596)		-	
Net increase / (decrease) in Short term borrowings	1,443		(329)	
Finance costs	(236)		(43)	
Dividends paid Including Dividend Tax	(665)		(337)	
Net cash flow used in financing activities		(50)		(709)
Net increase/(decrease) in cash and cash equivalents (A+B+C)		1,068		(2,908)
Reconciliation				
Cash and cash equivalents as at beginning of the Year		317		3,225
Cash and cash equivalents as at end of the Year		1,384		317
Net increase / (decrease) in cash and cash equivalents		1,068		(2,908)

TVS Electronics Limited

"Arihant E-Park", No.117/1, 8th & 9th Floor, L.B.Road, Adyar, Chennai - 600 020. Tel.: + 91-44-4200 5200

Registered Office: Jayalakshmi Estate, New No.29, (Old No.8), Haddows Road, Chennai- 600 006.

Corporate Identity Number : L30007TN1995PLC032941


E-mail id : webmaster@tvs-e.in Website: www.tvs-e.in



Handwritten mark



ISO 9001:2015

www.tuv.com
ID: 9105061131

NOTES

- 1) The above audited financial results have been reviewed and recommended by the Audit Committee of the Board and subsequently approved by the Board of Directors at its meeting held on June 06, 2020.
- 2) With effect from April 01, 2019, company has segregated the segment "IT Products & Technical Services" into two separate segments viz, (i) "Products & Solutions" (ii) "Customer Support Services" based on the current focus in review of operations by the Chief Operating Decision Maker (CODM). Accordingly, the Company has the following business segments as per Ind AS 108:
(i) Products & Solutions; (ii) Customer Support Services (iii) Fulfillment & Distribution Services;

- 3) The 'Fulfillment & Distribution Services' is a high volume, high value business, but with low margins. Hence, the revenue from this segment is not comparable with other segments. Any periodic comparison should take this into consideration. Please refer below the comparable figures, excluding the 'Fulfillment and Distribution Services'

Particulars	(₹ in Lakhs)					
	Three months ended			Year ended		
	Unaudited			Audited		
	March 31, 2020	December 31, 2019	March 31, 2019	March 31, 2020	March 31, 2019	
Gross Sales / Income from operations	4,765	6,296	5,632	23,363	22,335	
Profit before interest and tax*	(860)	72	339	(332)	983	

* before considering finance cost and unallocable income net of expenditure

- 4) Consequent to adoption of Ind AS 116 "Leases" with effect from April 01, 2019, the Company had recognised Right to use Asset and equivalent Lease Liability. In view of this, the operating lease rent expenses which were accounted under 'Other expenses' in earlier years have now been accounted as depreciation and finance cost. Accordingly, the profit for Quarter and Year ended March 2020 are lower by ₹ 3 lakhs and ₹ 79 lakhs respectively. To this extent, performance for the Quarter and Year ended March 31, 2020 are not comparable with Quarter and Year ended March 31, 2019.
- 5) The exceptional item in the financial results for the quarter and year ended 31 March 2020 relates to impairment of carrying value of the business rights relating to Customer Support Services business based on management assessment.
- 6) The Company has considered the possible effects, if any, that may result from the pandemic relating to COVID-19 on the carrying amounts of Trade receivable, Inventories, other financial assets, other current assets and intangible assets. In developing the assumptions and estimates relating to the uncertainties as at the Balance sheet date in relation to the recoverable amounts of these assets, the Company has considered the economic conditions prevailing as at the date of approval of these financial statements and has used internal and external sources of information to the extent determined by it. Based on current estimates, the Company expects that no further adjustments are required to the carrying amounts as at 31 March 2020. This assessment and the outcome of the pandemic as regards the aforesaid matters is highly dependent on the circumstances/ developments as they evolve in the subsequent periods.
- 7) The company has not presented consolidated financial results for the Quarter and Year ended March 31, 2020 since it had disposed of the entire investment in its subsidiary in the prior year.
- 8) The Board of Directors at their meeting held on March 07, 2020 had declared an interim dividend of ₹ 1.50 per Equity share of face value of Rs.10/- each, which is to be treated as final dividend for the year.
- 9) The statement includes the results for the quarter ended March 31, 2020 and March 31, 2019 being the balancing figure of audited figures in respect of the full financial year and published to date figures up to the third quarter of the respective financial years.
- 10) The financial results are available on the website of BSE Limited (Bombay Stock Exchange Limited), National Stock Exchange of India Limited and the Company - www.tvs-e.in.

By order of the Board

Srilalitha Gopal

Managing Director

Chennai

June 06, 2020

TVS Electronics Limited

"Arihant E-Park", No.117/1, 8th & 9th Floor, L.B.Road, Adyar, Chennai - 600 020. Tel.: + 91-44-4200 5200

Registered office : No.249A, Ambujammal Street, Off TTK Road, Alwarpet, Chennai-600 018.


Corporate Identity Number : L30007TN1995PLC032941

E-mail id : webmaster@tvs-e.in Website: www.tvs-e.in





ISO 9001:2015

www.tuv.com
ID: 9105061131

TVS ELECTRONICS LIMITED

Registered Office: No.249A, Ambujammal Street, Off TTK Road, Alwarpet, Chennai - 600 020

Extract of Standalone Audited Financial Results for the Quarter and Year ended March 31, 2020

(₹ in Lakhs)

S.No.	Particulars	Standalone Financials			
		Three months ended		Year ended	
		March 31, 2020	March 31, 2019	March 31, 2020	March 31, 2019
		Unaudited		Audited	
1	Total Income from operations	5,340	5,667	25,672	2,75,664
2	Net Profit / (Loss) for the period (before tax, Exceptional and/or Extraordinary items)	(407)	404	348	1,760
3	Net Profit / (Loss) for the period (before tax, after Exceptional and/or Extraordinary items)	(757)	390	(2)	1,422
4	Net Profit / (Loss) for the period (after tax, after Exceptional and/or Extraordinary items)	(569)	196	39	744
5	Total Comprehensive Income for the period [Comprising Profit/ (Loss) for the period (after tax) and Other Comprehensive Income (after tax)]	(577)	200	33	750
6	Paid-up equity share capital (Face Value of the Share is Rs.10/- each)	1,865	1,861	1,865	1,861
7	Reserves (excluding Revaluation Reserves)			6,197	6,837
8	Earnings per share (EPS) (Face value of Rs.10/- each) (not annualised for three months and half year)				
a	Basic	(3.05)	1.05	0.21	4.00
b	Diluted	(3.05)	1.05	0.21	3.99

Note: The above is an extract of the detailed format of Quarterly financial results filed with the Stock Exchanges under Regulation 33 of the SEBI (Listing Obligations and Disclosure Requirements) Regulations, 2015. The full format of the Unaudited Financial Results are available on the Stock Exchange websites (www.bseindia.com and www.nseindia.com) and on the Company's website (www.tvs-e.in).

By Order of the Board

Sri Lalitha Gopal
Managing DirectorChennai
Jun 06, 2020

TVS Electronics Limited

"Arihant E-Park", No.117/1, 8th & 9th Floor, L.B.Road, Adyar, Chennai - 600 020. Tel.: + 91-44-4200 5200

Registered Office: Jayalakshmi Estate, New No.29, (Old No.8), Haddows Road, Chennai- 600 006.

Corporate Identity Number : L30007TN1995PLC032941

E-mail id : webmaster@tvs-e.in Website: www.tvs-e.in