



CIN: L65190MH2004GOI148838

आईडीबीआई बैंक लिमिटेड
पंजीकृत कार्यालय : आईडीबीआई टॉवर,
डब्ल्यूटीसी कॉम्प्लेक्स, कफ परेड,
मुंबई - 400 005.
टेलिफोन : (+91 22) 6655 3355, 2218 9111
फैक्स : (+91 22) 2218 0411
वेबसाइट : www.idbi.com

IDBI Bank Limited
Regd. Office : IDBI Tower,
WTC Complex, Cuffe Parade,
Mumbai - 400 005.
TEL.: (+91 22) 6655 3355, 2218 9111
FAX : (+91 22) 2218 0411
Website : www.idbi.com

21 अक्टूबर 2022

The Manager (Listing) BSE Ltd., 25th Floor, Phiroz Jeejeebhoy Towers, Dalal Street, Fort, Mumbai – 400 001	The Manager (Listing) National Stock Exchange of India Ltd., Exchange Plaza, 5th Floor, Plot No.C/1, G Block, Bandra Kurla Complex, Bandra(E), Mumbai – 400 051
--	--

Dear Sir/Madam,

**Un-audited Financial Results for the
Quarter and half year ended September 30, 2022 and
Limited Review Report submitted by Statutory Auditors**

In terms of Regulations 33 and 52 of the SEBI (LODR) Regulations, 2015, we advise that the Board of Directors of IDBI Bank Ltd., at their meeting held on Friday, October 21, 2022, have taken on record the Un-audited Financial Results of the Bank for the quarter and half year ended September 30, 2022. We enclose a statement of the results approved at the above meeting. The Board Meeting commenced at 12.00 p.m. and concluded at 01:45 p.m.

Further, please find enclosed the Limited Review Report for the quarter and half year ended September 30, 2022 received from G. D. Apte & Co. and Varma & Varma, Statutory Auditors of IDBI Bank Ltd.

Kindly acknowledge receipt and take the above on record.

भवदीया,
कृते आईडीबीआई बैंक लिमिटेड

ज्योति
21/10/22

[ज्योति नायर]

कंपनी सचिव

IDBI BANK LIMITED
Unaudited Standalone Financial Results for the Quarter & Half Year ended September 30, 2022

(₹ in Crore)

Sr. No.	Particulars	Quarter Ended			Half Year Ended		Year Ended
		30.09.2022 (Unaudited)	30.06.2022 (Unaudited)	30.09.2021 (Unaudited)	30.09.2022 (Unaudited)	30.09.2021 (Unaudited)	31.03.2022 (Audited)
1	Interest earned (a)+(b)+(c)+(d)	4,978.24	4,633.94	4,153.87	9,612.18	9,069.86	18,291.91
	(a) Interest/discount on advances/bills	3,232.04	2,803.90	2,667.50	6,035.94	6,066.05	11,990.11
	(b) Income on investments	1,426.91	1,414.61	1,145.38	2,841.52	2,311.63	4,629.01
	(c) Interest on balances with Reserve Bank of India and other inter bank funds	113.95	119.81	183.60	233.76	365.74	711.83
	(d) Others	205.34	295.62	157.39	500.96	326.44	960.96
2	Other Income	1,087.27	1,140.17	976.05	2,227.44	2,707.02	4,689.89
A.	Total Income (1+2)	6,065.51	5,774.11	5,129.92	11,839.62	11,776.88	22,981.80
3	Interest Expended	2,240.13	2,146.42	2,300.22	4,386.55	4,710.36	9,129.41
4	Operating Expenses (a)+(b)	1,617.70	1,575.88	1,483.74	3,193.58	2,852.22	6,357.23
	(a) Employee cost	784.21	716.67	697.77	1,500.88	1,384.46	3,104.45
	(b) Other operating expenses	833.49	859.21	785.97	1,692.70	1,467.76	3,252.78
B.	Total Expenditure (3+4) (excluding provisions and contingencies)	3,857.83	3,722.30	3,783.96	7,580.13	7,562.58	15,486.64
C.	Operating profit (A-B) (Profit before Provisions & Contingencies)	2,207.68	2,051.81	1,345.96	4,259.49	4,214.30	7,495.16
D.	Provisions (other than tax) and Contingencies (Net)	770.72	959.23	571.43	1,729.95	2,415.50	3,886.54
	: of which provisions for Non-performing Assets	(63.46)	110.03	(1,426.38)	46.57	(1,227.21)	(588.01)
E.	Exceptional items	-	-	-	-	-	-
F.	Profit (+)/Loss(-) from Ordinary Activities before tax (C-D-E)	1,436.96	1,092.58	774.53	2,529.54	1,798.80	3,608.62
G.	Tax Expense	608.87	336.22	207.41	945.09	628.38	1,169.35
H.	Net Profit (+)/Loss(-) from Ordinary Activities after tax (F-G)	828.09	756.36	567.12	1,584.45	1,170.42	2,439.27
I.	Extraordinary items (net of tax expense)	-	-	-	-	-	-
J.	Net Profit (+)/Loss(-) for the period (H-I)	828.09	756.36	567.12	1,584.45	1,170.42	2,439.27
5	Paid-up equity share capital (Face Value ₹10 Per Share)	10,752.40	10,752.40	10,752.40	10,752.40	10,752.40	10,752.40
6	Reserves excluding Revaluation Reserves (as per Balance sheet of previous year)	22,441.82	22,441.82	19,777.22	22,441.82	19,777.22	22,441.82
7	Analytical Ratios & Other Disclosures						
	(i) Percentage of shares held by Government of India	45.48	45.48	45.48	45.48	45.48	45.48
	(ii) Capital Adequacy Ratio (%) (Basel III)	19.48	19.57	16.59	19.48	16.59	19.06
	(a) CET I Ratio (%)	17.05	17.13	14.00	17.05	14.00	16.68
	(b) Additional Tier I ratio (%)	-	-	-	-	-	-
	(iii) Earning Per Share (EPS) (₹) (Face Value ₹10 Per Share)						
	(a) Basic EPS- Before and After Extraordinary items (net of tax expense) (not annualised)	0.77	0.70	0.53	1.47	1.09	2.27
	(b) Diluted EPS- Before and After Extraordinary items (net of tax expense) (not annualised)	0.77	0.70	0.53	1.47	1.09	2.27
	(iv) NPA Amount/ Ratios						
	(a) Gross NPA	28,722.24	33,908.32	34,407.79	28,722.24	34,407.79	34,114.83
	(b) Net NPA	1,686.92	1,732.12	2,132.39	1,686.92	2,132.39	1,856.16
	(c) % of Gross NPA to Gross Advances	16.51	19.90	21.85	16.51	21.85	20.16
	(d) % of Net NPA to Net Advances	1.15	1.25	1.71	1.15	1.71	1.36
	(v) Net Interest Margin % (Annualised)	4.37	4.02	3.02	4.22	3.54	3.73
	(vi) Return on Assets % (Annualised)	1.09	1.03	0.78	1.06	0.81	0.84
	(vii) Net Worth (excl. Revaluation Reserve, FCTR & Intangibles)	22,534.38	21,030.63	17,851.09	22,534.38	17,851.09	19,728.51
	(viii) Debt Equity Ratio (times) (equity excludes revaluation reserve, FCTR & intangibles)*	0.96	0.74	0.86	0.96	0.86	0.73
	(ix) Total debts to total assets %*	7.02	5.28	5.29	7.02	5.29	4.76
	(x) Outstanding redeemable Preference Shares	-	-	-	-	-	-
	(xi) Capital Redemption Reserve	-	-	-	-	-	-
	(xii) Debenture Redemption Reserve	-	-	-	-	-	-

* Debt includes total borrowings of the Bank



Standalone Segment Information for the Quarter and Half Year ended September 30, 2022

Sr. No.	Particulars	(₹ in Crore)					
		Quarter ended			Half Year Ended		Year Ended
		Sept 30, 2022 (Unaudited)	June 30, 2022 (Unaudited)	Sept 30, 2021 (Unaudited)	Sept 30, 2022 (Unaudited)	Sept 30, 2021 (Unaudited)	March 31, 2022 (Audited)
a.	Segment Revenue						
	Corporate/Wholesale banking	1,342.95	1,264.90	1,235.92	2,607.85	3,198.18	6,463.34
	Retail banking	6,193.81	5,834.28	5,124.67	12,028.09	10,430.55	21,147.42
	Treasury	2,499.26	2,428.19	3,497.80	4,927.45	7,621.88	13,128.88
	Other banking operations	48.46	25.56	31.55	74.02	46.37	135.11
	Unallocated	-	-	-	-	-	-
	TOTAL	10,084.48	9,552.93	9,889.94	19,637.41	21,296.98	40,874.75
	Less :- Inter-segment revenue	4,018.97	3,778.82	4,760.02	7,797.79	9,520.10	17,892.95
	Net Segment Revenue	6,065.51	5,774.11	5,129.92	11,839.62	11,776.88	22,981.80
b.	Segment Results -Profit/(loss) before tax						
	Corporate/Wholesale banking	559.87	833.56	(146.97)	1,393.43	509.74	1,793.64
	Retail banking	658.79	100.05	443.91	758.84	576.15	1,179.55
	Treasury	182.71	141.35	456.87	324.06	682.17	538.96
	Other banking operations	35.59	17.62	20.72	53.21	30.74	96.47
	Unallocated	-	-	-	-	-	-
	Profit/(Loss) before tax	1,436.96	1,092.58	774.53	2,529.54	1,798.80	3,608.62
	Income taxes	608.87	336.22	207.41	945.09	628.38	1,169.35
	Net profit/(Loss)	828.09	756.36	567.12	1,584.45	1,170.42	2,439.27
c.	Segment assets						
	Corporate/Wholesale banking	38,259.95	34,661.38	29,120.19	38,259.95	29,120.19	36,196.76
	Retail banking	121,505.35	117,134.13	105,763.05	121,505.35	105,763.05	110,409.35
	Treasury	134,480.34	128,383.08	137,777.64	134,480.34	137,777.64	138,045.31
	Other banking operations	21.44	4.53	18.22	21.44	18.22	19.85
	Unallocated assets	14,698.75	16,218.53	18,015.01	14,698.75	18,015.01	16,748.09
	Total assets	308,965.83	296,401.65	290,694.11	308,965.83	290,694.11	301,419.36
d.	Segment liabilities						
	Corporate/Wholesale banking	11,747.77	10,648.64	13,370.11	11,747.77	13,370.11	10,677.20
	Retail banking	231,155.87	226,019.75	223,261.44	231,155.87	223,261.44	232,773.02
	Treasury	22,813.63	17,311.13	16,078.08	22,813.63	16,078.08	16,305.79
	Other banking operations	(1.95)	1.60	1.73	(1.95)	1.73	1.37
	Unallocated liabilities	-	-	-	-	-	-
	Total liabilities	265,715.32	253,981.12	252,711.36	265,715.32	252,711.36	259,757.38
e.	Capital employed (Segment assets-Segment liabilities)						
	Corporate/Wholesale banking	26,512.18	24,012.74	15,750.08	26,512.18	15,750.08	25,519.56
	Retail banking	(109,650.52)	(108,885.60)	(117,498.39)	(109,650.52)	(117,498.39)	(122,363.67)
	Treasury	111,666.71	111,071.94	121,699.56	111,666.71	121,699.56	121,739.52
	Other banking operations	23.39	2.92	16.49	23.39	16.49	18.48
	Unallocated	14,698.75	16,218.53	18,015.01	14,698.75	18,015.01	16,748.09
	Total	43,250.51	42,420.53	37,982.75	43,250.51	37,982.75	41,661.98
	Notes on Segment Reporting:						
1)	As per extant RBI guidelines and in compliance with the applicable Accounting Standard (AS) – 17, 'Segment Reporting', reportable segments are identified as Treasury, Corporate/Wholesale Banking, Retail Banking and other Banking operations. Entire investments portfolio and corresponding income/expenses have been regrouped under the Treasury Segment.						
2)	These segments have been identified in line with the said Accounting Standard (AS) after considering the nature and risk profile of the products and services, the target customer profile, the organization structure and the internal reporting system of the Bank.						
3)	In determining 'Segment Results', the funds transfer price mechanism adopted by the Bank has been used.						
4)	Results, Revenue and Capital Employed of International operations are included in Corporate/Wholesale Banking segment.						
5)	Business Segments have been identified and reported taking into account the target customer profile, the nature of products and services, the differing risks and returns, the organisation structure, the internal business reporting system and the guidelines prescribed by the RBI. Vide its circular dated April 7, 2022 on establishment of Digital Banking Units (DBUs), the RBI has prescribed reporting of Digital Banking Segment as a sub-segment of Retail Banking Segment. The proposed DBUs of the Bank have not commenced operations and having regard to the discussions of the DBU Working Group formed by Indian Banks' Association (IBA) (which included representatives of banks and RBI), reporting of Digital Banking as a separate sub-segment of Retail Banking Segment will be implemented by the Bank based on the decision of the DBU Working Group.						



IDBI BANK LIMITED			
CASH FLOW STATEMENT FOR THE HALF YEAR ENDED SEPTEMBER 30, 2022			
Particulars	(₹ in crore)		
	Half Year ended		Year ended
	30.09.2022	30.09.2021	31.03.2022
	(Unaudited)	(Unaudited)	(Audited)
A. Cash flow from Operating Activities			
(1) Net profit/(loss) before tax and extra-ordinary items	2,529.54	1,798.80	3,608.62
(2) Adjustments :			
- (Profit) / Loss on sale of Fixed Assets	(0.29)	(0.22)	(0.61)
- Depreciation and revaluation loss	240.44	201.11	486.34
- Amortisation of premium on Held to Maturity investments	109.75	90.09	185.81
- Provisions/ Write off of Loans/ Investments	532.56	799.60	3,310.27
- Provisions for Standard and Restructured Assets	676.89	1,436.58	262.51
- Other Provisions	556.54	213.14	372.90
- (Profit)/ Loss on revaluation of Investments	73.06	(60.10)	(15.63)
- Interest on borrowings (other than operational activities)	465.73	614.30	1,162.57
- Dividend received from subsidiary companies/joint ventures	(27.25)	(39.01)	(39.01)
- (Gain)/loss on fair value of derivatives and exchange transactions	174.61	(31.95)	(14.05)
	5,331.58	5,022.34	9,319.72
(3) Adjustments for (increase)/ decrease in operating assets:			
- Investments	(10,647.99)	1,252.87	(4,117.29)
- Advances	(10,132.93)	2,930.36	(10,140.59)
- Other Assets	1,925.84	3,352.34	4,988.14
- Income Tax Assets	1,105.89	2,288.87	3,013.80
(4) Adjustments for increase/ (decrease) in operating liabilities:			
- Borrowings	7,600.44	(37.71)	1,571.32
- Deposits	(2,824.35)	(7,593.85)	2,282.64
- Other liabilities.and provisions	314.65	(1,780.60)	(1,909.92)
Net Cash (used in)/generated from Operating activities	(7,326.87)	5,434.62	5,007.82
B. Cash Flow from Investing activities			
- Purchase (net of sale) of fixed assets	(178.14)	(91.33)	(185.86)
- Dividend received from subsidiary companies/joint ventures	27.25	39.01	39.01
Net cash (used in) / raised from Investing activities	(150.89)	(52.32)	(146.85)
C. Cash Flow from Financing activities			
- Interest paid on borrowings	(95.40)	(141.60)	(1,240.46)
- Redemption of Bonds	(254.20)	(484.40)	(3,134.40)
Net cash (used in) / raised from Financing activities	(349.60)	(626.00)	(4,374.86)
D. Effect of exchange fluctuation on translation reserve	4.13	1.26	2.28
NET INCREASE/ (DECREASE) IN CASH & CASH EQUIVALENTS (A+B+C+D)	(7,823.23)	4,757.57	488.39
OPENING CASH & CASH EQUIVALENTS	35,710.58	35,222.19	35,222.19
CLOSING CASH & CASH EQUIVALENTS	27,887.35	39,979.76	35,710.58
Note to Cash Flow Statement:			
1. Cash and Cash equivalents included in the cash flow statement comprise the following Balance Sheet items:			
Cash & Balances with Reserve Bank of India	12,989.46	27,920.02	27,795.36
Balances with banks & money at call and short notice	14,897.89	12,059.74	7,915.22
Total	27,887.35	39,979.76	35,710.58
2. Cash Flow from Operating activities is reported by using Indirect method			



Varma & Varma,
Chartered Accountants,
Unit No 101, Option Primo,
Plot No X-21, MIDC Road No. 21,
Andheri East, Mumbai-400093
Maharashtra

G D Apte & Co.,
Chartered Accountants,
Windsor, 6th Floor, Office No 604,
CST Road, Kalina, Santacruz, East,
Mumbai-400098
Maharashtra

LIMITED REVIEW REPORT ON UNAUDITED STANDALONE FINANCIAL RESULTS OF IDBI BANK LIMITED FOR THE QUARTER AND HALF YEAR ENDED SEPTEMBER 30, 2022, PURSUANT TO REGULATION 33 AND REGULATION 52 READ WITH REGULATION 63(2) OF THE SEBI (LISTING OBLIGATIONS AND DISCLOSURE REQUIREMENTS) REGULATIONS, 2015 (AS AMENDED)

Review Report to,
The Board of Directors,
IDBI Bank Limited.

1. We have reviewed the accompanying Statement of Unaudited Standalone Financial Results of **IDBI Bank Limited** ('the Bank') for the quarter and half year ended September 30, 2022 ('the Statement') attached herewith, being submitted by the Bank pursuant to the requirements of Regulation 33 and Regulation 52 read with Regulation 63(2) of the SEBI (Listing Obligations and Disclosure Requirements) Regulations, 2015 (as amended), except for the disclosures relating to 'Pillar 3 disclosure under Basel III Capital Regulations as at September 30, 2022, including Leverage Ratio, Liquidity Coverage Ratio and Net Stable Funding Ratio under Basel III Capital Regulations as have been disclosed on the Bank's website and in respect of which a link has been provided in the aforesaid statement, which has not been reviewed by us.
2. The Statement is the responsibility of the Bank's Management and has been approved by the Bank's Board of Directors. The Statement has been prepared in accordance with the recognition and measurement principles laid down in Accounting Standard -25 'Interim Financial Reporting' ('AS-25'), as prescribed under section 133 of the Companies Act, 2013, read with relevant rules issued thereunder, the relevant provisions of the Banking Regulation Act, 1949, the circulars, guidelines and directions issued by the Reserve Bank of India (the 'RBI') from time to time (the 'RBI Guidelines') and other accounting principles generally accepted in India. Our responsibility is to issue a report on these Statement based on our review.
3. We conducted our review in accordance with the Standard on Review Engagement (SRE) 2410, "Review of Interim Financial Information Performed by the Independent Auditor of the Entity", issued by the Institute of Chartered Accountants of India. This standard requires that we plan and perform the review to obtain moderate assurance as to whether the Statement is free of material misstatement. A review of interim financial information consists of making inquiries, primarily of persons responsible for financial and accounting matters, and applying analytical and other review procedures. A review is substantially less in scope than an audit conducted in accordance with Standards on Auditing and consequently does not enable us to obtain assurance that we would become aware of all significant matters that might be identified in an audit. Accordingly, we do not express an audit opinion.



4. Our review primarily is conducted on the basis of review of the books of account and records of the Bank. We have also relied on the information and explanations furnished to us by the Bank and the returns as considered necessary by us for the review.
5. Based on our review conducted as above, nothing has come to our attention that causes us to believe that the accompanying Statement of Unaudited Standalone Financial Results including notes thereon prepared in accordance with applicable accounting standards, the RBI Guidelines and other recognized accounting practices and policies has not disclosed the information required to be disclosed in terms of Regulation 33 and Regulation 52 read with Regulation 63(2) of the SEBI (Listing Obligations and Disclosure Requirements) Regulations, 2015 (as amended) including the manner in which it is to be disclosed, or that it contains any material misstatement or that it has not been prepared in accordance with the relevant prudential norms issued by the Reserve Bank of India in respect of income recognition, asset classification, provisioning and other related matters, except for the aforesaid Pillar 3 disclosures as at September 30, 2022, including Leverage Ratio, Liquidity Coverage Ratio and Net Stable Funding Ratio under Basel III Capital Regulations as have been disclosed on the Bank's website and in respect of which a link has been provided in the aforesaid Statement, which have not been reviewed by us.

Emphasis of Matter

6. We draw attention to Note 5 of the accompanying Statement of Unaudited Standalone Financial Results, regarding assessment of the management on the impact of COVID-19 pandemic on the Bank's operations and financial position.


Our conclusion is not modified in respect of this matter.

Other Matters

7. In respect of Dubai International Financial Centre (DIFC) branch of the Bank, we have relied on the review report issued by the independent auditor specifically appointed for this purpose.


Our conclusion is not modified in respect of this matters.

For Varma & Varma
Chartered Accountants
Firm Reg. No. 004532S


P R Prasanna Varma
Partner
Membership No. 25854
UDIN: 22025854BANMJT2093
Place: Mumbai
Date: October 21, 2022



For G D Apte & Co
Chartered Accountants
Firm Reg. No. 100515W


Saurabh Peshwe
Partner
Membership No. 121546
UDIN: 22121546BANNDV5835
Place: Mumbai
Date: October 21, 2022



IDBI BANK LIMITED
Unaudited Consolidated Financial Results for the Quarter and Half Year ended September 30, 2022


(₹ in Crore)

Sr. No.	Particulars	Quarter Ended			Half Year Ended		Year Ended
		30.09.2022 (Unaudited)	30.06.2022 (Unaudited)	30.09.2021 (Unaudited)	30.09.2022 (Unaudited)	30.09.2021 (Unaudited)	31.03.2022 (Audited)
1	Interest earned (a)+(b)+(c)+(d)	4,993.82	4,638.61	4,158.48	9,632.43	9,078.69	18,315.79
	(a) Interest/discount on advances/bills	3,232.04	2,803.90	2,667.50	6,035.94	6,066.05	11,990.11
	(b) Income on investments	1,432.44	1,416.28	1,146.49	2,848.72	2,313.89	4,631.39
	(c) Interest on balances with Reserve Bank of India and other inter bank funds	113.95	119.81	182.62	233.76	364.89	714.94
	(d) Others	215.39	298.62	161.87	514.01	333.86	979.35
2	Other Income	1,058.41	1,190.20	1,030.00	2,248.61	2,796.66	4,919.23
A.	Total Income (1+2)	6,052.23	5,828.81	5,188.48	11,881.04	11,875.35	23,235.02
3	Interest Expended	2,237.58	2,143.88	2,298.45	4,381.46	4,706.54	9,121.55
4	Operating Expenses (a)+(b)	1,658.58	1,612.90	1,522.73	3,271.48	2,920.79	6,503.06
	(a) Employee cost	825.41	758.37	735.38	1,583.78	1,458.95	3,261.26
	(b) Other operating expenses	833.17	854.53	787.35	1,687.70	1,461.84	3,241.80
B.	Total Expenditure (3+4)	3,896.16	3,756.78	3,821.18	7,652.94	7,627.33	15,624.61
C.	Operating profit (A-B)	2,156.07	2,072.02	1,367.30	4,228.10	4,248.02	7,610.41
D.	Provisions (other than tax) and Contingencies (Net)	771.74	958.36	572.25	1,730.09	2,417.83	3,889.94
	of which provisions for Non-performing Assets	(63.46)	110.03	(1,426.38)	46.57	(1,227.21)	(588.01)
E.	Exceptional items	-	-	-	-	-	-
F.	Profit (+)/Loss(-) from Ordinary Activities before tax (C-D-E)	1,384.33	1,113.66	795.05	2,498.01	1,830.19	3,720.47
G.	Tax Expense	616.84	340.71	215.29	957.55	645.69	1,202.73
H.	Net Profit (+)/Loss(-) from Ordinary Activities after tax (F-G)	767.49	772.95	579.76	1,540.46	1,184.50	2,517.74
I.	Extraordinary items (net of tax expense)	-	-	-	-	-	-
J.	a) Net Profit (+)/Loss(-) for the period before Minority Interest & Share of Loss in Associate (H-I)	767.49	772.95	579.76	1,540.46	1,184.50	2,517.74
K.	Add: Share of Profit (+)/Loss (-) in Associate	14.11	-	14.30	14.11	14.30	39.33
L.	Less: Minority Interest	5.78	4.36	5.52	10.15	12.13	23.40
	b) Net Profit (+)/Loss(-) for the period after Minority Interest & Share of Loss in Associate (J+K-L)	775.82	768.59	588.54	1,544.42	1,186.67	2,533.67
5	Paid-up equity share capital (Face Value ₹10 Per Share)	10,752.40	10,752.40	10,752.40	10,752.40	10,752.40	10,752.40
6	Reserves excluding Revaluation Reserves (as per Balance sheet of previous year)	23,351.54	23,351.54	20,594.19	23,351.54	20,594.19	23,351.54
7	Analytical Ratios & Other Disclosures						
	(i) Percentage of shares held by Government of India	45.48	45.48	45.48	45.48	45.48	45.48
	(ii) Capital Adequacy Ratio (%) (Basel III)	19.64	19.69	16.74	19.64	16.74	19.21
	(a) CET 1 Ratio (%)	17.22	17.26	14.17	17.22	14.17	16.85
	(b) Additional Tier 1 ratio (%)	-	-	-	-	-	-
	(iii) Earning Per Share (EPS) (₹) (Face Value ₹10 Per Share)						
	(a) Basic EPS- Before and After Extraordinary items (net of tax expense) (not annualised)	0.72	0.71	0.55	1.44	1.10	2.36
	(b) Diluted EPS- Before and After Extraordinary items (net of tax expense) (not annualised)	0.72	0.71	0.55	1.44	1.10	2.36



Consolidated Segment Information for the Quarter and Half Year ended September 30, 2022


Sr. No.	Particulars	(₹ in Crore)					
		Quarter ended			Half Year Ended		Year Ended
		Sept 30, 2022 (Unaudited)	June 30, 2022 (Unaudited)	Sept 30, 2021 (Unaudited)	Sept 30, 2022 (Unaudited)	Sept 30, 2021 (Unaudited)	March 31, 2022 (Audited)
a.	Segment Revenue						
	Corporate/Wholesale banking	1,255.20	1,261.34	1,220.37	2,516.54	3,152.86	6,408.58
	Retail banking	6,193.82	5,834.28	5,124.67	12,028.09	10,430.57	21,147.42
	Treasury	2,499.26	2,428.19	3,497.82	4,927.46	7,621.86	13,128.88
	Other banking operations	122.92	83.84	105.68	206.76	190.16	443.07
	Unallocated	-	-	-	-	-	-
	TOTAL	10,071.20	9,607.65	9,948.54	19,678.85	21,395.45	41,127.95
	Less :- Inter-segment revenue	4,018.97	3,778.84	4,760.06	7,797.81	9,520.10	17,892.93
	Net Segment Revenue	6,052.23	5,828.81	5,188.48	11,881.04	11,875.35	23,235.02
b.	Segment Results -Profit/(loss) before tax						
	Corporate/Wholesale banking	486.81	852.65	(144.06)	1,339.46	512.65	1,831.38
	Retail banking	656.61	100.05	443.91	756.66	576.15	1,179.57
	Treasury	182.72	141.35	456.87	324.07	682.17	538.96
	Other banking operations	66.52	15.25	47.11	81.77	61.39	186.49
	Unallocated	-	-	-	-	-	-
	Profit/(Loss) before tax	1,392.66	1,109.30	803.83	2,501.96	1,832.36	3,736.40
	Income taxes	616.84	340.71	215.29	957.54	645.69	1,202.73
	Net profit/(Loss)	775.82	768.59	588.54	1,544.42	1,186.67	2,533.67
c.	Segment assets						
	Corporate/Wholesale banking	38,510.43	34,678.25	29,110.37	38,510.43	29,110.37	36,202.48
	Retail banking	121,505.35	117,134.14	105,763.06	121,505.35	105,763.06	110,409.35
	Treasury	134,480.34	128,383.08	137,777.64	134,480.34	137,777.64	138,045.32
	Other banking operations	555.22	914.58	930.37	555.22	930.37	896.55
	Unallocated assets	14,745.86	16,277.47	18,071.74	14,745.86	18,071.74	16,802.56
	Total assets	309,797.20	297,387.52	291,653.18	309,797.20	291,653.18	302,356.26
d.	Segment liabilities						
	Corporate/Wholesale banking	11,478.88	10,352.43	13,132.29	11,478.88	13,132.29	10,364.85
	Retail banking	231,155.87	226,019.74	223,261.44	231,155.87	223,261.44	232,773.05
	Treasury	22,813.63	17,311.14	16,078.08	22,813.63	16,078.08	16,305.79
	Other banking operations	192.25	350.85	356.56	192.25	356.56	340.87
	Unallocated liabilities	-	-	-	-	-	-
	Total liabilities	265,640.63	254,034.16	252,828.37	265,640.63	252,828.37	259,784.56
e.	Capital employed (Segment assets-Segment liabilities)						
	Corporate/Wholesale banking	27,031.53	24,325.82	15,978.07	27,031.53	15,978.07	25,837.62
	Retail banking	(109,650.52)	(108,885.60)	(117,498.38)	(109,650.52)	(117,498.38)	(122,363.66)
	Treasury	111,666.71	111,071.94	121,699.54	111,666.71	121,699.54	121,739.50
	Other banking operations	362.98	563.73	573.84	362.98	573.84	555.68
	Unallocated	14,745.87	16,277.47	18,071.74	14,745.87	18,071.74	16,802.56
	Total	44,156.57	43,353.36	38,824.81	44,156.57	38,824.81	42,571.70
	Notes on Segment Reporting:						
1)	As per extant RBI guidelines and in compliance with the applicable Accounting Standard (AS) – 17, 'Segment Reporting', reportable segments are identified as Treasury, Corporate/Wholesale Banking, Retail Banking and other Banking operations. Entire investments portfolio and corresponding income/expenses have been regrouped under the Treasury Segment.						
2)	These segments have been identified in line with the said Accounting Standard (AS) after considering the nature and risk profile of the products and services, the target customer profile, the organization structure and the internal reporting system of the Bank.						
3)	In determining 'Segment Results', the funds transfer price mechanism adopted by the Bank has been used.						
4)	Results, Revenue and Capital Employed of International operations are included in Corporate/Wholesale Banking segment.						
5)	Business Segments have been identified and reported taking into account the target customer profile, the nature of products and services, the differing risks and returns, the organisation structure, the internal business reporting system and the guidelines prescribed by the RBI. Vide its circular dated April 7, 2022 on establishment of Digital Banking Units (DBUs), the RBI has prescribed reporting of Digital Banking Segment as a sub-segment of Retail Banking Segment. The proposed DBUs of the Bank have not commenced operations and having regard to the discussions of the DBU Working Group formed by Indian Banks' Association (IBA) (which included representatives of banks and RBI), reporting of Digital Banking as a separate sub-segment of Retail Banking Segment will be implemented by the Bank based on the decision of the DBU Working Group.						



IDBI BANK LTD.
CONSOLIDATED CASH FLOW STATEMENT FOR THE HALF YEAR ENDED SEPTEMBER 30, 2022

(₹ in Crore)

	Half Year ended	Half Year ended	Year ended
	30-09-2022	30-09-2021	31-03-2022
	(Unaudited)	(Unaudited)	(Audited)
A. Cash flow from Operating Activities			
(1) Net Profit/ (Loss) before tax and extra-ordinary items	2,498.01	1,830.19	3,720.47
(2) Adjustments for non cash items:			
- (Profit) / Loss on sale of Fixed Assets	(0.30)	(0.22)	(0.61)
- Depreciation and revaluation loss	242.51	203.06	490.32
- Amortisation of premium on Held to Maturity investments	109.75	90.09	185.81
- Provisions/ Write off of Loans/ Investments	539.15	799.60	3,311.61
- Provisions for Standard and restructured assets	676.89	1,436.58	262.51
- Other Provisions	557.09	215.48	374.96
- (Profit) / Loss on revaluation of Investments	72.60	(60.43)	(16.26)
- Interest on borrowings (other than operational activities)	465.73	614.30	1,162.57
- (Gain)/ Loss on fair value of derivatives and exchange transactions	174.61	(31.95)	(14.05)
	5,336.04	5,096.70	9,477.33
(3) Adjustments for (increase)/ decrease in operating assets:			
- Investments	(10,662.30)	1,229.02	(4,116.78)
- Advances	(10,129.47)	2,929.95	(10,143.63)
- Other Assets	2,023.16	3,324.64	5,056.60
- Income Tax Assets	1,100.78	2,272.20	2,910.04
(4) Adjustments for increase/ (decrease) in operating liabilities:			
- Borrowings	7,600.44	(37.71)	1,571.33
- Deposits	(2,774.78)	(7,558.62)	2,189.41
- Other liabilities and provisions	163.89	(1,774.56)	(1,876.52)
Net Cash (used in)/ generated from Operating activities	(7,342.24)	5,481.62	5,067.78
B. Cash Flow from Investing activities			
- Purchase (net of sale) of fixed assets	(145.01)	(93.50)	(194.65)
Net cash (used in)/ raised from Investing activities	(145.01)	(93.50)	(194.65)
C. Cash Flow from Financing activities			
- Interest paid on borrowings	(95.40)	(141.60)	(1,240.46)
- Redemption of Bonds	(254.20)	(484.40)	(3,134.40)
- Dividend and dividend tax paid paid to minority	(11.61)	(8.20)	(8.20)
Net cash (used in)/ raised from Financing activities	(361.21)	(634.20)	(4,383.06)
- Effect of exchange fluctuation to translation reserve	4.13	1.26	2.28
NET INCREASE/ (DECREASE) IN CASH & CASH EQUIVALENTS	(7,844.33)	4,755.18	492.35
OPENING CASH & CASH EQUIVALENTS	35800.47	35308.12	35308.12
CLOSING CASH & CASH EQUIVALENTS	27,956.14	40,063.30	35,800.47
Note to Cash Flow Statement:			
1. Cash and Cash equivalents included in the cash flow statement comprise the following Balance Sheet items:			
Cash & Balances with Reserve Bank of India	12,989.59	27,920.37	27,795.91
Balances with banks & money at call and short notice	14,966.55	12,142.93	8,004.56
Total	27,956.14	40,063.30	35,800.47
2. Cash Flow from Operating activities is reported by using Indirect method			



Statement of Assets & Liabilities

(₹ in Crore)

Particulars	As at 30.09.2022	As at 31.03.2022	As at 30.09.2021	As at 30.09.2022	As at 31.03.2022	As at 30.09.2021
	(Unaudited)	(Audited)	(Unaudited)	(Unaudited)	(Audited)	(Unaudited)
	Standalone			Consolidated		
CAPITAL AND LIABILITIES						
Capital	10,752.40	10,752.40	10,752.40	10,752.40	10,752.40	10,752.40
Reserves and Surplus	32,498.11	30,909.58	27,230.35	33,404.18	31,819.30	28,072.42
Minority Interest	-	-	-	126.72	128.19	116.91
Deposits	230,310.05	233,134.42	223,304.56	230,074.81	232,849.59	223,101.56
Borrowings	21,691.22	14,344.98	15,385.94	21,691.22	14,344.98	15,385.95
Other Liabilities and Provisions	13,714.05	12,277.98	14,020.86	13,747.87	12,461.80	14,223.94
TOTAL	308,965.83	301,419.36	290,694.11	309,797.20	302,356.26	291,653.18
ASSETS						
Cash and balances with Reserve Bank of India	12,989.46	27,795.36	27,920.02	12,989.59	27,795.91	27,920.37
Balances with banks and money at call and short notice	14,897.89	7,915.22	12,059.74	14,966.55	8,004.56	12,142.93
Investments	93,147.87	82,988.21	78,894.28	93,694.14	83,475.00	79,389.91
Advances	146,751.92	136,771.84	125,011.04	146,751.93	136,775.33	125,013.89
Fixed Assets	9,874.84	9,936.91	7,717.85	9,889.78	9,987.04	7,763.39
Other Assets	31,303.85	36,011.82	39,091.18	31,505.21	36,318.42	39,422.69
TOTAL	308,965.83	301,419.36	290,694.11	309,797.20	302,356.26	291,653.18




Varma & Varma,
Chartered Accountants,
Unit No 101, Option Primo,
Plot No X-21, MIDC Road No. 21,
Andheri East, Mumbai-400093
Maharashtra

G D Apte & Co.,
Chartered Accountants,
Windsor, 6th Floor, Office No 604,
CST Road, Kalina, Santacruz, East,
Mumbai-400098
Maharashtra

LIMITED REVIEW REPORT ON UNAUDITED CONSOLIDATED FINANCIAL RESULTS OF IDBI BANK LIMITED FOR THE QUARTER AND HALF YEAR ENDED SEPTEMBER 30, 2022, PURSUANT TO REGULATION 33 AND REGULATION 52 READ WITH REGULATION 63(2) OF THE SEBI (LISTING OBLIGATIONS AND DISCLOSURE REQUIREMENTS) REGULATION, 2015 (AS AMENDED)

Review Report to,
The Board of Directors,
IDBI Bank Limited

1. We have reviewed the accompanying statement of Unaudited Consolidated Financial Results of IDBI Bank Limited ("the Parent"/"the Bank") and its subsidiaries (the Parent and its subsidiaries together referred to as "the Group"), its jointly controlled entity and its share of the net profit after tax of its associates for the quarter and half year ended September 30, 2022 ("the Statement"), attached herewith, being submitted by the Parent pursuant to the requirement of Regulation 33 and Regulation 52 read with Regulation 63(2) of the SEBI (Listing Obligations and Disclosure Requirements) Regulations, 2015 (as amended), except for the disclosures relating to 'Consolidated Pillar 3 disclosure under Basel III Capital Regulations as at September 30, 2022, including Leverage Ratio, Liquidity Coverage Ratio and Net Stable Funding Ratio under Basel III Capital Regulations as have been disclosed on the Bank's website and in respect of which a link has been provided in the aforesaid statement, which has not been reviewed by us.
2. The Statement is the responsibility of the Parent's Management and has been approved by the Parent's Board of Directors. The Statement has been prepared in accordance with the recognition and measurement principles laid down in Accounting Standard -25 'Interim Financial Reporting' ('AS-25'), as prescribed under section 133 of the Companies Act, 2013, read with relevant rules issued thereunder, the relevant provisions of the Banking Regulation Act, 1949, the circulars, guidelines and directions issued by the Reserve Bank of India (the 'RBI') from time to time (the 'RBI Guidelines') and other accounting principles generally accepted in India. Our responsibility is to issue a report on these Statement based on our review.
3. We conducted our review in accordance with the Standard on Review Engagement (SRE) 2410, "Review of Interim Financial Information Performed by the Independent Auditor of the Entity", issued by the Institute of Chartered Accountants of India. This standard requires that we plan and perform the review to obtain moderate assurance as to whether the statement is free of material misstatement. A review of interim financial information consists of making inquiries, primarily of persons responsible for financial and accounting matters, and applying analytical and other review procedures. A review is substantially less in scope than an audit conducted in accordance with Standards on Auditing and consequently does not enable us to obtain assurance that we would become aware of all significant matters that might be identified in an audit. Accordingly, we do not express an audit opinion.
4. Our review primarily is conducted on the basis of review of the books of account and records of the Bank. We have also relied on the information and explanations furnished to us by the Bank and the returns as considered necessary by us for the review.



5. The Statement includes the results of the following entities:

Domestic Subsidiaries

- (i) IDBI Asset Management Limited
- (ii) IDBI Intech Limited
- (iii) IDBI Capital Markets & Securities Limited
- (iv) IDBI Trusteeship Services Limited
- (v) IDBI Mutual Fund Trustee Company Limited

Jointly Controlled Entity

- (i) Ageas Federal Life Insurance Company Limited

Associates (See para 12 below)

- (i) Biotech Consortium India Limited
- (ii) National Securities Depository Limited (NSDL)
- (iii) North Eastern Development Finance Corporation Limited
- (iv) Pondicherry Industrial Promotion Development and Investment Corporation Limited

6. Based on our review conducted and procedures performed as stated in paragraph 7 below and based on the consideration of the unaudited consolidated financial results referred to in paragraph 10 to 12 below, nothing has come to our attention that causes us to believe that the accompanying Statement of Unaudited Consolidated Financial results, prepared in accordance with the applicable accounting standards, the RBI guidelines and recognized accounting practices and policies has not disclosed the information required to be disclosed in terms of Regulation 33 and Regulation 52 read with Regulation 63(2) of the SEBI (Listing Obligations and Disclosure Requirements) Regulations, 2015, (as amended) including the manner in which it is to be disclosed , or that it contains any material misstatement or that it has not been prepared in accordance with the relevant prudential norms issued by the Reserve Bank of India in respect of income recognition, asset classification, provisioning and other related matters, except for the aforesaid Pillar 3 disclosures as at September 30, 2022, including Leverage Ratio, Liquidity Coverage Ratio and Net Stable Funding Ratio under Basel III Capital Regulations as have been disclosed on the Bank's website and in respect of which a link has been provided in the aforesaid Statement, which have not been reviewed by us.

7. We also performed procedures in accordance with the circular issued by the SEBI under Regulation 33 (8) and Regulation 52 read with Regulation 63(2) of the SEBI (Listing Obligations and Disclosure Requirements) Regulations, 2015, (as amended), to the extent applicable.


Emphasis of Matter

8. We draw attention to Note 5 of the accompanying Statement of Unaudited Consolidated Financial Results, regarding assessment by the management on the impact of COVID-19 pandemic on the Bank's operations and financial position.

Our conclusion is not modified in respect of this matter.

Other Matters

9. In respect of Dubai International Financial Centre (DIFC) branch of the Bank, we have relied on the review report issued by the independent auditor specifically appointed for this purpose.



10. We did not review the interim financial results of 5 subsidiaries which are included in the unaudited consolidated financial results, whose interim financial results reflect total assets of INR 910 crores as at September 30, 2022, and total revenue of INR 99 crores and INR 179 crores and Total Net Profit after tax of INR 25 crores and INR 40 crores for the quarter and half year ended September 30, 2022 respectively and cash outflows (net) of INR 74 crores for the period from April 1, 2022 to September 30, 2022 as considered in the statement. These interim financial results have been reviewed by another auditors whose reports have been furnished to us by the management and our conclusion on the statement, in so far as it relates to the amounts and disclosures included in respect of these subsidiaries is based solely on the report of the other auditors and the procedure performed by us as stated in paragraph 7 above.
11. The unaudited consolidated financial results include the interim financial results of 1 jointly controlled entity which have not been reviewed by their auditor, whose total revenues of INR 4 Crores and INR 7 crores and total net profit after tax of INR 2 Crores and INR 5 crores for the quarter and half year ended September 30 2022 and cash outflows (net) of INR 10 crores for the period from April 1, 2022 to September 30, 2022 to the extent considered in the statement. These financial results have been furnished to us by the Management and our conclusion on the Statement in so far as it relates to the amounts and disclosures included in respect of this jointly controlled entity, is based solely on management certified financial results. According to the information and explanations given to us by the Management, these interim financial results are not material to the Group.
12. We draw attention to Note 12 to the accompanying Statement of Unaudited Consolidated Financial Results which states that the statement does not include the results in respect of all four Associates for which financial results/accounts for the quarter and half year ended September 30, 2022 have not been received. Out of three associates, in respect of 1 associate- NSDL (26.10%), accounts have been included up to June 30, 2022 and in respect of 2 associates Northeastern Development Finance Corporation Limited (25%) and Biotech Consortium India Limited (27.93%) accounts have been included up to March 31, 2022. In case of Pondicherry Industrial Promotion Development and Investment Corporation Limited, investment in the said company has been written down to Re 1. According to the information and explanations given to us by the Management, these interim financial results are not material to the Group.

Our conclusion is not modified in respect of the above matters.


For **Varma & Varma**
Chartered Accountants
Firm Reg. No. 004532S



P R Prasanna Varma
Partner
Membership No. 25854
UDIN: 22025854BANOBV7844
Place: Mumbai
Date: October 21, 2022



For **G D Apte & Co**
Chartered Accountants
Firm Reg. No. 100515W



Saurabh Peshwe
Partner
Membership No. 121546
UDIN: 22121546BANORC8277
Place: Mumbai
Date: October 21, 2022




**Notes forming part of the Financial Results for the
Quarter and Half Year ended September 30, 2022**

1. The above unaudited Standalone and Consolidated Financial Results for the Quarter and Half year ended September 30, 2022 were reviewed and recommended by the Audit Committee of Board and approved by the Board of Directors at their meeting held on October 21, 2022. These Results have been subjected to limited review by the Joint Statutory Auditors of the Bank and an unmodified review report has been issued.
2. There has been no material change in the accounting policies adopted during the Quarter and Half year ended September 30, 2022 as compared to those followed for the year ended March 31, 2022.
3. The Financial Results have been arrived at after considering provision for standard assets (including requirements for exposures to entities with Un-hedged Foreign Currency Exposures estimated by the Bank based on available financial results and declaration from Borrowers), provision for non-performing assets (NPAs), provision for non-performing investments, depreciation on investments, provision for income tax, employee benefits and other applicable provisions.
4. In accordance with the RBI circulars DBR No BP.BC.18/21.04.048/2018-19 dated January 01, 2019; DOR.No.BP.BC.34/21.04.048/2019-20 dated February 11, 2020 RBI/2020-21/17 DOR. No. BP.BC./4/21.04.048/2020-21 dated August 6, 2020 and RBI/2021-22/32 DOR.STR.REC.12/21.04.048/2021-22 dated May 05, 2021 on Restructuring of MSME Advances, the Bank has restructured 5888 accounts amounting to ₹421.04 crores up to September 30, 2022.
5. (a) The extent of impact on account of COVID-19 pandemic on the Bank's operations and asset quality depends on future developments, which are uncertain at this stage. The management of the bank is closely monitoring the developments in this regard, including the likelihood of rise in customer defaults, corresponding increase in provisioning requirements and taking necessary steps to mitigate the same.

(b) During the Quarter ended March 31, 2022, the Bank had reversed COVID-19 related provision of ₹747 crores in view of extant RBI guidelines. As at September 30, 2022, the Bank held aggregate COVID-19 related provision of ₹116 crores (other than provisions held for restructuring under COVID-19 norms).

(c) In terms of RBI's circular on Resolution Framework 1.0 and Resolution Framework 2.0, Bank continues to hold provision aggregating to ₹370 crores as on September 30, 2022. In addition, as on September 30, 2022, Bank held contingency provision of ₹980 crore for retail borrowers restructured under COVID RF 1, RF 2 and MSME OTR framework.
6. Details of resolution plan implemented under the Resolution Framework for COVID-19-related Stress as per RBI circular dated August 6, 2020 (Resolution Framework 1.0) and May 05, 2021 (Resolution Framework 2.0) as at September 30, 2022 are given below:



Format B

(₹ crores)

Type of Borrower	(A)	(B)	(C)	(D)	(E)
	Exposure to accounts classified as Standard consequent to implementation of resolution plan - Position as at the end of the previous half year ended March 31, 2022 ^{1,2#}	Of (A) aggregate amount of Debt that slipped in to NPA during the half year	Of (A) amount written off during the year	Of (A) amount paid by the borrower during the half year ³	Exposure to accounts classified as Standard consequent to implementation of resolution plan - Position as at the end of this half year ended September 30, 2022 ^{1,2}
Personal Loans	2,734.66	64.87	-	165.94	2,654.65
Corporate persons	702.00	386.71	-	86.91	282.70
Of which, MSMEs	393.58	38.81	-	25.07	354.66
Others	198.03	37.32	-	94.12	85.06
Total	3,634.69	488.90	-	346.98	3,022.41

[#]It includes accounts restructured during September 2021 – December 2021.

¹ This excludes the other facilities to the borrower which have not been restructured.

² Represents fund based outstanding balances of standard accounts.

³ Represents credits to the loan account of the borrower.

7. Details of loans transferred/ acquired during the quarter ended September 30, 2022, as per 'Master Direction – Reserve Bank of India (Transfer of Loan Exposures) Directions, 2021' dated September 24, 2021 are given below:

(a) Bank has not transferred any Non-Performing Assets (NPAs)/ Technical written off accounts (TWO).

(b) Bank has not acquired any stressed loans and not transferred any loan not in default/ Special Mention Accounts (SMA).

(c) Bank has not acquired any loans not in defaults

(d) The distribution of the Security Receipts (SRs) held by bank across the various categories of Recovery Ratings assigned to such SRs by the credit rating agencies as at September 30, 2022:

Recovery Rating Band	Book Cost (₹crore)
RR1	38.05
RR2	21.22
RR3	0.00
RR4	96.71
RR5	55.25
Rating not applicable #	1,014.74
Total	1,225.97

- As per RBI guideline post 8 years Rating is not applicable.

8. Provision Coverage Ratio (including Technical Write-Offs) is 97.86% as on September 30, 2022.

9. Other income includes fees earned from providing services to customers, commission income from non-fund based banking activities, earnings from foreign exchange and derivative transactions, Mark to Market provisions on investments, profit and loss (Including revaluation) from sale of investment, dividend received from subsidiaries and recoveries from advances written off etc.

10. As per extant RBI guidelines, the Banks are required to make Pillar 3 disclosures including Leverage ratio, Liquidity Coverage ratio and Net Stable Funding ratio under Basel III Framework. Accordingly such disclosures have been placed on the website of the bank which



can be accessed at the following link: <https://www.idbibank.in/regulatory-disclosures-section.aspx>. These disclosures have not been subjected to audit or review by the Joint Statutory Auditors of the Bank.

11. The consolidated financial results are prepared in accordance with Accounting Standard AS-21 'Consolidated Financial Statements', AS-23 'Accounting for Investments in Associates in Consolidated Financial Statements' and AS-27 'Financial Reporting of Interests in Joint Ventures'.
12. The consolidated financial results comprise the financial results of IDBI Bank Limited (parent company – “the Bank”) and all its subsidiaries/ associates/ joint venture as under:

A. Subsidiaries/ Joint Venture @	% of Holding	Consolidated upto
IDBI Capital Market & Securities Ltd	100.00%	Sept 30, 2022
IDBI Intech Ltd	100.00%	Sept 30, 2022
IDBI MF Trustee Company Ltd	100.00%	Sept 30, 2022
IDBI Asset Management Ltd	66.67%	Sept 30, 2022
IDBI Trusteeship Services Ltd	54.70%	Sept 30, 2022
Ageas Federal Life Insurance Company Ltd. (JV) (Refer Note 13 below)	25.00%	Sept 20, 2022
B. Associates # @@		
National Securities Depository Limited	26.10%	June 30, 2022
North Eastern Development Finance Corporation Limited	25.00%	March 31, 2022
Biotech Consortium India Limited	27.93%	March 31, 2022

Pondicherry Industrial Promotion Development and Investment Corporation Limited (21.14%) has been written down to rupee one. Hence not consolidated.

@ All Subsidiaries have been subjected to limited review by their Auditors and financial results of Ageas Federal Life Insurance Company Ltd have been certified by management.

@@ Impact of financial results of associates on the consolidated financial results is expected to be not material.

13. During the quarter, Bank has sold entire stake (25%) in Ageas Federal Life Insurance Company Ltd. to Ageas Insurance International NV for a sale consideration of ₹580.20 Crore, resulting in profit of ₹380.20 Crore.
14. Previous period's figures have been regrouped / reclassified, where necessary to conform to current period's classification.



(J. Samuel Joseph)
Deputy Managing Director

By order of the Board



(Suresh Khatanhar)
Deputy Managing Director



(Rakesh Sharma)
(Managing Director & CEO)

Mumbai
October 21, 2022

