

**Date: November 3, 2023**

|  |  |
|--|--|
| To<br>General Manager - Listing Corporate<br>Relationship Department<br><b>BSE Limited</b><br>P. J. Towers, Dalal Street,<br>Mumbai-400001<br><br><b>BSE SCRIP CODE - 539594</b> | To<br>Listing Division<br><b>Metropolitan Stock Exchange of India<br/>Limited</b><br>4th Vibgyor Tower, Opp. Trident Hotel,<br>Bandra-Kurla Complex, Mumbai-400098<br><br><b>MSEI SYMBOL- MISHTANN</b> |
|--|--|

Dear Sir,

**Sub: Outcome of Board Meeting held today i.e. 3rd November, 2023**

Pursuant to Regulations 30 and 33 of SEBI (Listing Obligations and Disclosure Requirements), 2015 ('Listing Regulations'), the Board of Directors of the Company at its meeting held today i.e. 3rd November, 2023, has inter-alia considered and approved the Unaudited Standalone and Consolidated Financial Results of the Company for the quarter and half year ended September 30, 2023, along with the Limited Review Reports thereon issued by the Statutory Auditors of the Company.

These aforesaid results are also being made available on the Company's website at [www.mishtann.com](http://www.mishtann.com)

The Board Meeting commenced at 11.00 a.m. (IST) and concluded at 12.50 p.m. (IST).

You are requested to kindly take the same on your record.

Yours Faithfully,

For **Mishtann Foods limited**

SHIVANGI  
DIGANT  
SHAH

Digitally signed by SHIVANGI DIGANT SHAH  
DN: cn=SHIVANGI DIGANT SHAH, o=MISHTANN  
FOODS LIMITED, ou=Listing Corporate Relationship  
Department, email=shivangi.digant@mishtann.com,  
c=IN, st=GUJARAT, serial=11133726401810822  
C=IN, cn=SHIVANGI DIGANT SHAH  
Date: 2023.11.03 12:58:22 +05'30'

**Shivangi Shah**  
**Company Secretary and Compliance Officer**  
**Membership No. A53342**

*Encl: A/a*



**J. M. PATEL & BROS.**

Chartered Accountants

E-mail : jmpatelca@yahoo.co.in

204, Harsh Avenue,  
Navjivan Press Road,  
Nr. Old High Court Crossing,  
AHMEDABAD-380 014.  
Phone : (079) 27541460

Ref. No. **Independent Auditor's Limited Review Report on Unaudited Standalone Financial Results for the Quarter ended 30<sup>th</sup> September, 2023 of Mishtann Foods Limited pursuant to Regulation 33 of the SEBI (Listing Obligations and Disclosure Requirements) Regulations, 2015, as amended.** Date :

To  
Board of Directors  
Mishtann Foods Limited (CIN : L15400GJ1981PLC004170)

We have reviewed the accompanying statement of Unaudited Standalone Financial Results of Mishtann Foods Limited for the **Quarter ended September 30, 2023** being submitted by the Company pursuant to the requirements of Regulation 33 of SEBI (Listing Obligations and Disclosure Requirements) Regulations, 2015, as amended.


This statement is the responsibility of the Company's Management and has been approved by the Board of Directors, has been prepared in accordance with the recognition and measurement principles laid down in Indian Accounting Standard (Ind AS), prescribed under Section 133 of the Companies Act, 2013 read with relevant rules issued thereunder and other accounting principles generally accepted in India. Our responsibility is to express a conclusion on the Statement based on our review.

We conducted our review of the Statement in accordance with the Standard on Review Engagements (SRE) 2410 "Review of Interim Financial Information Performed by the Independent Auditor of the Entity", issued by the Institute of Chartered Accountants of India. This standard requires that we plan and perform the review to obtain moderate assurance as to whether the financial statements are free of material misstatement. A review is limited primarily to inquiries of company personnel and analytical procedures applied to financial data and thus provides less assurance than an audit. We have not performed an audit and accordingly, we do not express an audit opinion.

Based on our review conducted as above, nothing has come to our attention that causes us to believe that the accompanying statement of unaudited financial results prepared in accordance with applicable accounting standards and other recognized accounting practices and policies has not disclosed the information required to be disclosed in terms of Regulation 33 of the SEBI (Listing Obligations and Disclosure Requirements) Regulations, 2015 including the manner in which it is to be disclosed, or that it contains any material misstatement.

Our Conclusion is not modified in respect of this matter.

Date: 03/11/2023  
Place: Ahmedabad



For J.M. Patel & Bros.  
Chartered Accountants  
F.R.No. 107707W

  
(J.M. Patel)

M.Com F.C.A.  
M. No. 030161

UDIN: 23030161BGRSFX4989



# MISHTANN FOODS LIMITED

limitless happiness

## Unaudited financial results by company

| Statement of Standalone Unaudited Results for the Quarter and Half-Year Ended 30/09/2023 |   |                |                          |   |   |  | (Rs. in Lakhs)      |
|--|---|----------------|--------------------------|---|---|--|---------------------|
| PART I   | Particulars   | Quarter Ended  |                          |   | Half year Ended                               |  | Year Ended          |
|  |   | 3 months ended | Preceding 3 months ended | Corresponding 3 months ended in the previous year | Year to date figures for current period ended | Year to date figures for previous period ended | Previous year ended |
|  | (Refer Notes Below)   | (30/09/2023)   | (30/06/2023)             | (30/09/2022)                                      | (30/09/2023)                                  | (30/09/2022)                                   | (31/03/2023)        |
|  |   | (Unaudited)    | (Unaudited)              | (Unaudited)                                       | (Unaudited)                                   | (Unaudited)                                    | (Audited)           |
| 1  | Revenue from Operation  | 8,050.96       | 8,033.53                 | 15958.39  | 16084.49                                      | 31,785.00                                      | 65,038.52           |
|  | Other Income  | 0.00           | 0.83                     | 0.00  | 0.83  | 0.83   | 4.64                |
|  | <b>Total Revenue (I + II)</b>   | <b>8050.96</b> | <b>8034.36</b>           | <b>15958.39</b>                                   | <b>16085.32</b>                               | <b>31785.83</b>                                | <b>65043.16</b>     |
| 2  | Expenses  |                |                          |   |   |  |                     |
|  | (a) Cost of materials consumed  | 7,307.77       | 7,117.86                 | 14028.16  | 14425.63                                      | 27,857.38                                      | 56,376.93           |
|  | (b) Purchase of stock-in-trade  | 0.00           | 0.00                     | 0.00  | 0.00  | 0.00   | 0.00                |
|  | (C) Changes in inventories of finished goods, work-in-progress and stock-in-trade | 0.00           | 0.00                     | 0.00  | 0.00  | 0.00   | 0.00                |
|  | (d) Employee benefits expense   | 20.70          | 42.01                    | 39.13   | 62.71   | 75.02  | 115.87              |
|  | (e) Finance Cost  | 115.36         | 132.52                   | 108.70  | 247.88  | 218.39   | 499.18              |
|  | (f) Depreciation and amortisation expense   | 17.13          | 16.95                    | 19.97   | 34.08   | 39.59  | 79.83               |
|  | (g) Other expenses  | 79.12          | 52.46                    | 59.38   | 131.58  | 197.15   | 289.96              |
|  | <b>Total expenses</b>   | <b>7540.08</b> | <b>7361.80</b>           | <b>14255.34</b>                                   | <b>14901.88</b>                               | <b>28387.53</b>                                | <b>57361.77</b>     |
| 3  | Profit / (Loss) before exceptional and tax  | 510.88         | 672.56                   | 1703.05   | 1183.44                                       | 3398.30  | 7681.39             |
| 4  | Exceptional items   | 0.00           | 0.00                     | 0.00  | 0.00  | 0.00   | 0.00                |
| 5  | Profit / (Loss) before tax  | 510.88         | 672.56                   | 1703.05   | 1183.44                                       | 3398.30  | 7681.39             |
| 6  | Tax expense   |                |                          |   |   |  |                     |
|  | Current Tax - Provision for taxation  | 179.00         | 235.00                   | 597.00  | 414.00  | 1,189.32                                       | 2,689.13            |
|  | Deferred Tax  | 0.00           | 0.00                     | 0.00  | 0.00  | 0.00   | 0.00                |
| 7  | Net Profit / (Loss) for the period  | 331.88         | 437.56                   | 1106.05   | 769.44  | 2208.98  | 4992.26             |
| 8  | Other Comprehensive Income/(Loss) (net of tax) (Refer Not                         | 0.00           | 0.00                     | 0.00  | 0.00  | 0.00   | 0.00                |
| 9  | Total Comprehensive Income/(Loss) for the period                                  | 331.88         | 437.56                   | 1106.05   | 769.44  | 2208.98  | 4992.26             |
| 10   | Paid up Equity Share Capital (Face value of Re. 1/- each)                         | 10000.00       | 10000.00                 | 10000.00  | 10000.00                                      | 10000.00                                       | 10000.00            |
| 11   | Other Equity  |                |                          |   |   |  | 5021.13             |
| 12   | Earnings per equity share:  |                |                          |   |   |  |                     |
|  | (1) Basic   | 0.03           | 0.04                     | 0.11  | 0.08  | 0.22   | 0.50                |
|  | (2) Diluted   | 0.03           | 0.04                     | 0.11  | 0.08  | 0.22   | 0.50                |

### Notes:

- The above results were reviewed and recommended by Audit Committee and approved by the Board of Directors at its meeting held on November 03, 2023. The statutory auditor has carried out a "Limited Review" of financial results for the period ended 30th September, 2023.
- The Company has only single Reportable Business Segment in terms of requirements of Ind AS 108
- Previous quarter's figures have been re-grouped / re-arranged wherever necessary.
- These Un-audited Standalone Financial Results are prepared in accordance with the Indian Accounting Standards (IND AS) as prescribed under Section 133 of the Companies Act read with rule 3 of the Companies (Indian Accounting Standards) Rules, 2015 and Companies (Indian Accounting Standards) Amendment Rules, 2016.

Place : Ahmedabad  
Date : 03-11-2023



By Order of the Board of Directors  
For Mishtann Foods Limited

*Hitesh*  
Hiteshkumar G. Patel  
Managing Director  
DIN:05340865

**MISHTANN FOODS LIMITED**

### REGISTERED OFFICE:

B/905, Empire Business Hub, Opp. Shakti Farm,  
Science City Road, Sola, Ahmedabad 380060,  
Gujarat, India

Ph: +91 7940023116  
info@mishtann.com

CIN NO. : L15400GJ19B1PLC004170

www.mishtann.com





# MISHTANN FOODS LIMITED

## Statement of Assets and Liabilities

limitless happiness...

| Particulars                            | Standalone<br>(Rs. in Lakh)       |                                 |
|--|-----------------------------------|---------------------------------|
|  | As at 30th Sep. 2023<br>Unaudited | As at 31st Mar. 2023<br>Audited |
| <b>A) Assets</b>                       |                                   |                                 |
| <b>Non Current Assets</b>              |                                   |                                 |
| Property Plant and Equipment           | 394.58                            | 428.66                          |
| Capital Work In Progress               | -                                 | -                               |
| Other Intangible Assets                | -                                 | -                               |
| Intangible assets under Development    | -                                 | -                               |
| <b>Financial Assets</b>                |                                   |                                 |
| i) Investment                          | 22.83                             | 0.22                            |
| ii) Loan                               | 363.88                            | 362.38                          |
| iii) Other Financial Assets            | -                                 | -                               |
| Deferred Tax Assets (net)              | 14.48                             | 14.48                           |
| Other non current Assets               | -                                 | -                               |
| <b>Total Non Current Assets</b>        | <b>795.77</b>                     | <b>805.74</b>                   |
| <b>Current Assets</b>                  |                                   |                                 |
| Inventories                            | 1,845.69                          | 2,814.48                        |
| <b>Financial Assets</b>                |                                   |                                 |
| i) Trade Receivable                    | 23,069.43                         | 22,052.39                       |
| ii) Cash and Cash Equivalents          | 1.33                              | 4.54                            |
| iii) Bank Balance other than (ii)above | 325.00                            | -                               |
| iv) Other Financial Assets             | -                                 | -                               |
| Other Current Assets                   | 126.12                            | 126.53                          |
| <b>Total Current Assets</b>            | <b>25,367.57</b>                  | <b>24,997.94</b>                |
| <b>Total Assets</b>                    | <b>26,163.34</b>                  | <b>25,803.68</b>                |
| <b>B) Equity and Liabilities</b>       |                                   |                                 |
| Equity Share Capital                   | 10,000.00                         | 10,000.00                       |
| Other Equity                           | 5,735.86                          | 5,021.13                        |
| <b>Total Equity</b>                    | <b>15,735.86</b>                  | <b>15,021.13</b>                |
| <b>Non Current Liabilities</b>         |                                   |                                 |
| <b>Financial Liabilities</b>           |                                   |                                 |
| i) Borrowings                          | 577.54                            | 577.54                          |
| Deferred Tax Liabilities               | -                                 | -                               |
| <b>Total Non Current Liabilities</b>   | <b>577.54</b>                     | <b>577.54</b>                   |
| <b>Current Liabilities</b>             |                                   |                                 |
| <b>Financial Liabilities</b>           |                                   |                                 |
| i) Borrowings                          | 4,809.56                          | 5,449.86                        |
| ii) Trade Payables                     | 271.71                            | 348.46                          |
| iii) Other Financial Liabilities       | -                                 | -                               |
| Provisions                             | 4,682.58                          | 4,287.53                        |
| Other Current Liabilities              | 86.09                             | 119.16                          |
| <b>Total Current Liabilities</b>       | <b>9,849.94</b>                   | <b>10,205.01</b>                |
| <b>Total Equity and Liabilities</b>    | <b>26,163.34</b>                  | <b>25,803.68</b>                |

Place Ahmedabad  
Date 03-11-2023

By Order of the Board of Directors  
For Mishtann Foods Limited



Hiteshkumar G. Patel  
Managing Director  
DIN:05340865

**MISHTANN FOODS LIMITED**

**REGISTERED OFFICE:**

B/905, Empire Business Hub, Opp. Shakti Farm,  
Science City Road, Solat, Ahmedabad 380060,  
Gujarat, India

Ph.: +91 7940023116  
info@mishtann.com

CIN NO. : L15400GJ1981PLC004170

www.mishtann.com



# MISHTANN

## FOODS LIMITED

...less happiness...☺

### Standalone Cash Flow Statement

(Rs. in Lakh)

| Particulars  | Period ended<br>30.09.2023<br>Unaudited | Period ended<br>30.09.2022<br>Unaudited | Period ended<br>31.03.2023<br>Audited |
|--|---|---|---------------------------------------|
| <b>(A) Cash Flow from operating Activities</b>                         |   |   |                                       |
| Profit for the financial year ( Profit Before Tax)                     | 1,183.44                                | 3,398.30                                | 7,681.38                              |
| Adjustments for:   |   |   |                                       |
| Tax on profit  |   |   |                                       |
| Depriciation and amortisation  | 34.08                                   | 39.59                                   | 79.83                                 |
| (Profit)/loss on disposal of property, plant, equipment and investment |   |   |                                       |
| Increase / (Decrease) in provisions                                    | 395.05                                  | 1,174.35                                | 2,689.14                              |
| Prior Period Adjustments   | (54.71)                                 | -                                       | (72.60)                               |
| <b>Operating cash flows before movements in working capital</b>        | <b>1,557.86</b>                         | <b>4,612.24</b>                         | <b>10,377.75</b>                      |
| (Increase)/Decrease in Inventories                                     | 968.79                                  | 575.76                                  | 1,215.43                              |
| (Increase)/Decrease in short term loan and advances                    | (1.50)                                  | (19.99)                                 | (67.94)                               |
| Increase/(Decrease) in Other Current Liabilities                       | (33.07)                                 | (32.72)                                 | 51.62                                 |
| (Increase)/Decrease in Long Term Advances                              | 0.41                                    | 1,366.51                                | 1,163.60                              |
| (Increase)/Decrease in other non current assets                        | -                                       | -                                       | -                                     |
| Decrease/(Increase) in receivables                                     | (1,017.04)                              | (5,560.02)                              | (12,131.93)                           |
| Increase in assets (misc. assets)                                      | -                                       | -                                       | -                                     |
| Increase/(Decrease) in Short Term Borrowing                            | -                                       | 43.39                                   | 1,705.85                              |
| Increase/(Decrease) in trade payables                                  | (76.75)                                 | 204.08                                  | 117.55                                |
| <b>Cash generated by operation</b>                                     | <b>(159.16)</b>                         | <b>1,189.25</b>                         | <b>(7,945.82)</b>                     |
| Taxes paid   | (414.00)                                | (1,189.32)                              | (2,689.13)                            |
| <b>Net cash inflow from operating activities (A)</b>                   | <b>984.70</b>                           | <b>(0.07)</b>                           | <b>(257.20)</b>                       |
| <b>(B) Cash Flow from Investing activities</b>                         |   |   |                                       |
| Proceeds of disposal of fixed assests                                  |   |   |                                       |
| Proceeds of disposal of Investments                                    |   |   |                                       |
| (Purchase)/Sale of fixed assests                                       | (22.61)                                 | (1.83)                                  | (5.71)                                |
| (Purchase)/Sale of investments   |   |   |                                       |
| <b>Net cash used in investing activities (B)</b>                       | <b>(22.61)</b>                          | <b>(1.83)</b>                           | <b>(5.71)</b>                         |
| <b>(C) Cash Flow from Financing activities</b>                         |   |   |                                       |
| Proceeds from issue of share capital                                   |   |   |                                       |
| Proceeds from long term borrowings                                     | (640.30)                                | -                                       | 258.38                                |
| Dividend paid  |   |   | (15.00)                               |
| <b>Net cash used in investing activities (C)</b>                       | <b>(640.30)</b>                         | <b>-</b>                                | <b>243.38</b>                         |
| <b>(D) Net (decrease)/increase in cash and cash equivalents</b>        | <b>321.79</b>                           | <b>(1.90)</b>                           | <b>(19.52)</b>                        |
| Cash and cash equivalents at beginning of year                         | 4.54                                    | 9.08                                    | 24.12                                 |
| Cash and cash equivalents at end of year                               | 326.33                                  | 7.18                                    | 4.60                                  |
| <b>Cash and cash equivalents</b>                                       |   |   |                                       |
| Cash in Hand   | 1.33                                    | 7.18                                    | 4.54                                  |
| Balances with banks  | 325.00                                  | -                                       | 0.06                                  |

Place : Ahmedabad  
Date : 03-11-2023



By Order of the Board of Directors  
For Mishtann Foods Limited

  
Hitesh Kumar G. Patel  
Managing Director  
DIN:05340865

 **MISHTANN FOODS LIMITED**

**REGISTERED OFFICE:**

B/905, Empire Business Hub, Opp. Shakti Farm,  
Science City Road, Sola, Ahmedabad 380060,  
Gujarat, India

Ph.: +91 7940023116  
info@mishtann.com

CIN NO. : L15400GJ1981PLC004170

www.mishtann.com



**J. M. PATEL & BROS.**

Chartered Accountants

E-mail : jmpatelca@yahoo.co.in

204, Harsh Avenue,  
Navjivan Press Road,  
Nr. Old High Court Crossing,  
AHMEDABAD-380 014.  
Phone : (079) 27541460

Ref. No. **Independent Auditor's Limited Review Report on Unaudited Consolidated Financial Results** for the Quarter ended 30<sup>th</sup> September, 2023 of Mishtann Foods Limited pursuant to Regulation 33 of the SEBI (Listing Obligations and Disclosure Requirements) Regulations, 2015, as amended. Date:

To

Board of Directors

Mishtann Foods Limited (CIN : L15400GJ1981PLC004170)

We have reviewed the accompanying statement of Unaudited Consolidated Financial Results of Mishtann Foods Limited ('the parent') and Grow and Grub Nutrients FZ-LLC ('the wholly-owned subsidiary') for the **Quarter ended September 30, 2023** being submitted by the Parent pursuant to the requirements of Regulation 33 of SEBI (Listing Obligations and Disclosure Requirements) Regulations, 2015, as amended.


This statement is the responsibility of the Parent's Management and has been approved by the Parent's Board of Directors, has been prepared in accordance with the recognition and measurement principles laid down in Indian Accounting Standard (Ind AS), prescribed under Section 133 of the Companies Act, 2013 read with relevant rules issued thereunder and other accounting principles generally accepted in India. Our responsibility is to express a conclusion on the Statement based on our review.

We conducted our review of the Statement in accordance with the Standard on Review Engagements (SRE) 2410 "Review of Interim Financial Information Performed by the Independent Auditor of the Entity", issued by the Institute of Chartered Accountants of India. This standard requires that we plan and perform the review to obtain moderate assurance as to whether the financial statements are free of material misstatement. A review is limited primarily to inquiries of company personnel and analytical procedures applied to financial data and thus provides less assurance than an audit. We have not performed an audit and accordingly, we do not express an audit opinion.

We also performed procedures in accordance with the Circular issued by the SEBI under Regulation 33 (8) of the SEBI (Listing Obligations and Disclosure Requirements) Regulations, 2015, as amended, to the extent applicable.

The Statement includes the results of Grow and Grub Nutrients FZ-LLC (Dubai), the wholly owned subsidiary of Parent Company.

Based on our review conducted and procedures performed as stated above, nothing has come to our attention that causes us to believe that the accompanying statement of unaudited financial results prepared in accordance with applicable accounting standards and other recognized accounting practices and policies has not disclosed the information required to be disclosed in terms of Regulation 33 of the SEBI (Listing Obligations and Disclosure Requirements) Regulations, 2015 including the manner in which it is to be disclosed, or that it contains any material misstatement.







We, as Statutory Auditor, carried out review of parent and did not review the interim financial statements/financial information/financial results of Grow and Grub Nutrients FZ-LLC included in the Consolidated Unaudited Financial Results, whose interim financial statements/financial information/financial results reflect total Revenue of Rs. 31839.73 Lakhs for the Quarter ended 30<sup>th</sup> September, 2023 respectively, total net profit after tax of Rs. 8742.82 Lakhs and total comprehensive profit of Rs. 8742.82 Lakhs for the Quarter ended 30<sup>th</sup> September, 2023 respectively, as considered in the Consolidated Financial Results. These interim financial statements/financial information/financial results of Grow and Grub Nutrients FZ-LLC (Dubai) included in consolidated financial statements that have not been reviewed by their auditor and have been approved and furnished to us by the management, and our conclusion on the statements in so far as it relates to the amount and disclosures in respect of the said subsidiary is based solely on the information furnished by the management and the procedures performed by us as stated in paragraph 4 above.

Our Conclusion is not modified in respect of the above matters.

**Date: 03/11/2023**  
**Place: Ahmedabad**



**For J.M. Patel & Bros.**  
**Chartered Accountants**  
**F.R.No. 107707W**

  
**(CA J.M. Patel)**  
**M.Com F.C.A.**  
**M. No. 030161**

**UDIN: 23030161BGRSFW3934**

**MISHTANN****FOODS LIMITED**limitless happiness. <sup>17</sup>  
(Rs. in Lakhs)**Unaudited financial results by company**

| PART I   |                 |                          |   |   |  |                     |  |
|--|-----------------|--------------------------|---|---|--|---------------------|--|
| Statement of Consolidated Unaudited Results for the Quarter and Half-Year Ended 30/09/2023 |                 |                          |   |   |  |                     |  |
| Particulars  | Quarter Ended   |                          |   | Half year Ended                               |  | Year Ended          |  |
|  | 3 months ended  | Preceding 3 months ended | Corresponding 3 months ended in the previous year | Year to date figures for current period ended | Year to date figures for previous period ended | Previous year ended |  |
| (Refer Notes Below)  | (30/09/2023)    | (30/06/2023)             | (30/09/2022)                                      | (30/09/2023)                                  | (30/09/2022)                                   | (31/03/2023)        |  |
|  | (Unaudited)     | (Unaudited)              | (Unaudited)                                       | (Unaudited)                                   | (Unaudited)                                    | (Audited)           |  |
| <b>1 Revenue from Operation</b>  | 31,839.73       | 29,394.49                | NA  | 61,234.22                                     | NA   | NA                  |  |
| Other income   | 0.00            | 0.83                     |   | 0.83  |  |                     |  |
| <b>Total Revenue (I + II)</b>  | <b>31839.73</b> | <b>29,395.32</b>         |   | <b>61,235.05</b>                              |  |                     |  |
| <b>2 Expenses</b>  |                 |                          |   |   |  |                     |  |
| (a) Cost of materials consumed   | 18,174.25       | 18,198.18                |   | 36,372.43                                     |  |                     |  |
| (b) Purchase of stock-in-trade   | 0.00            | 0.00                     |   | 0.00  |  |                     |  |
| (C) Changes in inventories of finished goods, work-in-progress and stock-in-trade          | 0.00            | 0.00                     |   | 0.00  |  |                     |  |
| (d) Employee benefits expense  | 87.09           | 86.31                    |   | 173.40  |  |                     |  |
| (e) Finance Cost   | 115.36          | 132.52                   |   | 247.88  |  |                     |  |
| (f) Depreciation and amortisation expense  | 17.13           | 16.95                    |   | 34.08   |  |                     |  |
| (g) Other expenses   | 4,524.08        | 3,834.97                 |   | 8,359.05                                      |  |                     |  |
| <b>Total expenses</b>  | <b>22917.91</b> | <b>22,268.93</b>         |   | <b>45,186.84</b>                              |  |                     |  |
| <b>3 Profit / (Loss) before exceptional and tax</b>  | <b>8921.82</b>  | <b>7,126.39</b>          |   | <b>16,048.21</b>                              |  |                     |  |
| <b>4 Exceptional Items</b>   | 0.00            | 0.00                     |   | 0.00  |  |                     |  |
| <b>5 Profit / (Loss) before tax</b>  | <b>8921.82</b>  | <b>7,126.39</b>          |   | <b>16,048.21</b>                              |  |                     |  |
| <b>6 Tax expense</b>   |                 |                          |   |   |  |                     |  |
| Current Tax - Provision for taxation   | 179.00          | 235.00                   |   | 414.00  |  |                     |  |
| Deferred Tax   | 0.00            | 0.00                     |   | 0.00  |  |                     |  |
|  |                 |                          |   | 0.00  |  |                     |  |
| <b>7 Net Profit / (Loss) for the period</b>  | <b>8742.82</b>  | <b>6,891.39</b>          |   | <b>15,634.21</b>                              |  |                     |  |
| <b>8 Other Comprehensive Income/(Loss) (net of tax) (Refer Not</b>                         | 0.00            | 0.00                     |   | 0.00  |  |                     |  |
| <b>9 Total Comprehensive Income/(Loss) for the period</b>                                  | <b>8742.82</b>  | <b>6,891.39</b>          |   | <b>15,634.21</b>                              |  |                     |  |
| <b>10 Paid up Equity Share Capital (Face value of Re. 1/- each)</b>                        | <b>10022.32</b> | <b>10,000.00</b>         |   | <b>10,022.32</b>                              |  |                     |  |
| <b>11 Other Equity</b>   | 0.00            | 0.00                     |   | 0.00  |  |                     |  |
| <b>12 Earnings per equity share:</b>   |                 |                          |   |   |  |                     |  |
| (1) Basic  | 376.87          | 0.69                     |   | 376.87  |  |                     |  |
| (2) Diluted  | 376.87          | 0.69                     |   | 376.87  |  |                     |  |

**Notes:**

- The above results were reviewed and recommended by Audit Committee and approved by the Board of Directors at its meeting held on November 03, 2023. The statutory auditor has carried out a "Limited Review" of financial results for the period ended 30th September, 2023.
- The Company has only single Reportable Business Segment in terms of requirements of Ind AS 108
- Previous quarter's figures have been re-grouped / re-arranged wherever necessary.
- The Company has incorporated its wholly owned subsidiary "Grow and Grub Nutrients FZ-LLC" in U.A.E. on 19th April, 2023. Hence, Consolidated for corresponding 3 month ended in the previous year 30-09-2022 & year to date figure for previous year period ended 30-09-2022 and year ended previous year 31-03-2023 have not been applicable.
- These Un-audited Consolidated Financial Results are prepared in accordance with the Indian Accounting Standards (IND AS) as prescribed under Section 133 of the Companies Act read with rule 3 of the Companies (Indian Accounting Standards) Rules, 2015 and Companies (Indian Accounting Standards) Amendment Rules, 2016.

Place Ahmedabad

Date 03-11-2023

**MISHTANN FOODS LIMITED****REGISTERED OFFICE:**B/905, Empire Business Hub, Opp. Shakti Farm,  
Science City Road, Sola, Ahmedabad 380060,  
Gujarat, IndiaPh.: +91 7940023116  
info@mishtann.com

By Order of the Board of Directors

For Mishtann Foods Limited

Kitesh Kumar G. Patel

Managing Director

DIN:05340865

CIN NO.: L15400GJ1981PLC004170

www.mishtann.com



**MISHTANN****FOODS LIMITED**  
Limitless happiness...**Statement of Assets and Liabilities**

| Particulars                            | Consolidated<br>(Rs. in Lakh)     |                                 |
|--|-----------------------------------|---------------------------------|
|  | As at 30th Sep. 2023<br>Unaudited | As at 31st Mar. 2023<br>Audited |
| <b>A) Assets</b>                       |                                   |                                 |
| <b>Non Current Assets</b>              |                                   |                                 |
| Property Plant and Equipement          | 396.32                            | NA                              |
| Capital Work In Progress               | -                                 |                                 |
| Other Intangible Assets                | -                                 |                                 |
| Intangible assets under Development    | -                                 |                                 |
| <b>Financial Assets</b>                |                                   |                                 |
| i) Investment                          | 22.83                             |                                 |
| ii) Loan                               | 363.88                            |                                 |
| iii) Other Financial Assets            | -                                 |                                 |
| Deferred Tax Assets (net)              | 14.48                             |                                 |
| Other non current Assets               | -                                 |                                 |
| <b>Total Non Current Assets</b>        | <b>797.51</b>                     |                                 |
| <b>Current Assets</b>                  |                                   |                                 |
| Inventories                            | 1,845.69                          |                                 |
| <b>Financial Assets</b>                |                                   |                                 |
| i) Trade Receivable                    | 37,906.17                         |                                 |
| ii) Cash and Cash Equivalents          | 9.57                              |                                 |
| iii) Bank Balance other than (ii)above | 359.54                            |                                 |
| iv) Other Financial Assets             | -                                 |                                 |
| Other Current Assets                   | 126.12                            |                                 |
| <b>Total Current Assets</b>            | <b>40,247.09</b>                  |                                 |
| <b>Total Assets</b>                    | <b>41,044.60</b>                  |                                 |
| <b>B) Equity and Liabilities</b>       |                                   |                                 |
| Equity Share Capital                   | 10,022.32                         |                                 |
| Other Equity                           | 20,594.80                         |                                 |
| <b>Total Equity</b>                    | <b>30,617.12</b>                  |                                 |
| <b>Non Current Liabilities</b>         |                                   |                                 |
| <b>Financial Liabilities</b>           |                                   |                                 |
| i) Borrowings                          | 577.54                            |                                 |
| Defered Tax Liabilities                | -                                 |                                 |
| <b>Total Non Current Liabilities</b>   | <b>577.54</b>                     |                                 |
| <b>Current Liabilities</b>             |                                   |                                 |
| <b>Financial Liabilities</b>           |                                   |                                 |
| i) Borrowings                          | 4,809.56                          |                                 |
| ii) Trade Payables                     | 271.71                            |                                 |
| iii) Other Financial Liabilities       | -                                 |                                 |
| Provisions                             | 4,682.58                          |                                 |
| Other Current Liabilities              | 86.09                             |                                 |
| <b>Total Current Liabilities</b>       | <b>9,849.94</b>                   |                                 |
| <b>Total Equity and Liabilities</b>    | <b>41,044.60</b>                  |                                 |

Place Ahmedabad  
Date 03-11-2023By Order of the Board of Directors  
For Mishtann Foods LimitedHiteshkumar G. Patel  
Managing Director  
DIN:05340865 **MISHTANN FOODS LIMITED****REGISTERED OFFICE:**B/905, Empire Business Hub, Opp. Shakti Farm,  
Science City Road, Sola, Ahmedabad 380060,  
Gujarat, IndiaPh: +91 7940023116  
info@mishtann.com

CIN NO. : L15400GJ1981PLC004170

www.mishtann.com