

Ref :: SD:73/74/11/12::2021

19.05.2021

<p>The Vice President BSE Ltd. Phiroze Jeejeebhoy Towers Dalal Street MUMBAI - 400 001</p>	<p>The Vice President Listing Department National Stock Exchange of India Ltd EXCHANGE PLAZA Bandra-Kurla Complex, Bandra [E] MUMBAI - 400 051</p>
---	--

Dear Sir/Madam,

Sub : Audited Financial Results (Standalone and Consolidated) for the Fourth Quarter/ Year ended 31.03.2021 - Newspaper Publication.

Pursuant to Regulation 47 of SEBI (LODR) Regulations, 2015, the Audited Financial Results (**Standalone and Consolidated**) of the Bank for the Fourth Quarter / Year ended 31.03.2021, approved by the Board of Directors of the Bank in its meeting held on 18.05.2021 are published in Newspapers on 19.05.2021 (copy enclosed herewith).

This is for your information & records.

Yours faithfully,

कृते केनरा बैंक
For CANARA BANK

सहायक महा प्रबंधक और कंपनी सचिव
Assistant General Manager & Company Secretary
VINAY MOHTA
COMPANY SECRETARY



सचिवीय विभाग
प्रधान कार्यालय
112, जे सी रोड बेंगलूर - 560002
E-Mail - hosecretarial@canarabank.com

Secretarial Department
Head Office
112 J C Road, Bangalore - 560002
www.canarabank.com

F +91 80 22248831
T +91 80 22100250

AUDITED FINANCIAL RESULTS (STANDALONE & CONSOLIDATED) FOR THE QUARTER AND YEAR ENDED 31st MARCH 2021

(₹ in Crore)

NET PROFIT
₹2557 Cr. ↑

OPERATING PROFIT
₹20,009 Cr. ↑

OPERATING PROFIT
55.93% ↑

NET INTEREST INCOME
18.57% ↑

NON-INTEREST INCOME
40.75% ↑

CASA
13.95% ↑

RETAIL TERM DEPOSIT
16.37% ↑

HOUSING CREDIT
15.11% ↑

AGRICULTURE CREDIT
17.44% ↑

RETAIL CREDIT
12.14% ↑

Y-o-Y

Sl. No.	Particulars	Standalone				Consolidated			
		Quarter Ended 31.03.2021 (Audited)	Year Ended 31.03.2021 (Audited)	Quarter Ended 31.03.2020* (Audited)	Year Ended 31.03.2020* (Audited)	Quarter Ended 31.03.2021 (Audited)	Year Ended 31.03.2021 (Audited)	Quarter Ended 31.03.2020* (Audited)	Year Ended 31.03.2020* (Audited)
1	Total Income from Operations (net)	21522.60	84525.08	14222.39	56748.14	23774.15	93659.75	15285.27	61558.15
2	Net Profit / (Loss) for the period (before Tax, Exceptional and/or Extraordinary items)	1568.40	3707.22	(3334.51)	(1755.57)	1771.96	4070.17	(3264.62)	(1477.43)
3	Net Profit / (Loss) for the period before tax (after Exceptional and/or Extraordinary items)	1568.40	3707.22	(3334.51)	(1755.57)	1771.96	4070.17	(3264.62)	(1477.43)
4	Net Profit / (Loss) for the period after tax (after Exceptional and/or Extraordinary items)	1010.87	2557.58	(3259.33)	(2235.72)	1195.78	2890.60	(3209.98)	(1986.43)
5	Total Comprehensive Income for the period [(Comprising Profit / (Loss) for the period (after tax) and other Comprehensive Income (after tax)]	Refer Note 2	Refer Note 2	Refer Note 2	Refer Note 2	Refer Note 2	Refer Note 2	Refer Note 2	Refer Note 2
6	Equity Share Capital	1646.74	1646.74	1030.23	1030.23	1646.74	1646.74	1030.23	1030.23
7	Reserves (excluding Revaluation Reserve)		48953.95		31929.94		52478.61		33842.93
8	Earning Per Share (of Rs.10/- each) (for continuing and discontinued operations)								
	1. Basic :	6.14	16.91	(31.64)	(26.50)	7.26	19.11	(31.16)	(23.55)
	2. Diluted :	6.14	16.91	(31.64)	(26.50)	7.26	19.11	(31.16)	(23.55)

*Figures are related to Standalone / Consolidated Canara Bank financials for pre-amalgamation period, hence not comparable with post amalgamation financials for the Quarter / Year ended 31st March 2021

Note:

- The above is an extract of the detailed format of Quarterly / Yearly Financial Results filed with the Stock Exchanges under Regulation 33 of the SEBI (Listing Obligations and Disclosure Requirements) Regulations, 2015. The full format of the Quarterly / Yearly Financial Results are available on the Stock Exchange websites (BSE: www.bseindia.com and NSE: www.nseindia.com) and Bank's website (www.canarabank.com).
- Information relating to Total Comprehensive Income and Other Comprehensive Income is not furnished as Ind AS is not yet made applicable to the bank.

Call Canara 
1800 425 0018

Place: Bengaluru Date: 18.05.2021

Sd/- **K SATYANARAYANA RAJU**
 Executive Director



Sd/- **A MANIMEKHALAI**
 Executive Director

Sd/- **DEBASHISH MUKHERJEE**
 Executive Director

Sd/- **L V PRABHAKAR**
 MD & CEO

For more details, kindly visit your nearest Canara Bank branch or website: www.canarabank.com

 @canarabank You Tube CanaraBankOfficial canarabank canarabankinsta

 केनरा बैंक Canara Bank <small>A Government of India Undertaking</small>  Together We Can									
AUDITED FINANCIAL RESULTS (STANDALONE & CONSOLIDATED) FOR THE QUARTER AND YEAR ENDED 31 st MARCH 2021									
(₹ in Crore)									
Sl. No.	Particulars	Standalone				Consolidated			
		Quarter Ended 31.03.2021 (Audited)	Year Ended 31.03.2021 (Audited)	Quarter Ended 31.03.2020* (Audited)	Year Ended 31.03.2020* (Audited)	Quarter Ended 31.03.2021 (Audited)	Year Ended 31.03.2021 (Audited)	Quarter Ended 31.03.2020* (Audited)	Year Ended 31.03.2020* (Audited)
1	Total Income from Operations (net)	21522.60	84525.08	14222.39	56748.14	23774.15	93659.75	15285.27	61558.15
2	Net Profit / (Loss) for the period (before Tax, Exceptional and/or Extraordinary items)	1568.40	3707.22	(3334.51)	(1755.57)	1771.95	4070.17	(3264.62)	(1477.43)
3	Net Profit / (Loss) for the period before tax (after Exceptional and/or Extraordinary items)	1568.40	3707.22	(3334.51)	(1755.57)	1771.95	4070.17	(3264.62)	(1477.43)
4	Net Profit / (Loss) for the period after tax (after Exceptional and/or Extraordinary items)	1010.87	2557.58	(3259.33)	(2235.72)	1195.76	2890.60	(3209.98)	(1986.43)
5	Total Comprehensive Income for the period [(Comprising Profit / (Loss) for the period (after tax) and other Comprehensive Income (after tax)]	Refer Note 2	Refer Note 2	Refer Note 2	Refer Note 2	Refer Note 2	Refer Note 2	Refer Note 2	Refer Note 2
6	Equity Share Capital	1646.74	1646.74	1030.23	1030.23	1646.74	1646.74	1030.23	1030.23
7	Reserves (excluding Revaluation Reserve)	-	48953.95	-	31929.94	-	52478.61	-	33842.93
8	Earning Per Share (of Rs.10/- each) (for continuing and discontinued operations)								
	1. Basic :	6.14	16.91	(31.64)	(26.50)	7.26	19.11	(31.16)	(23.55)
	2. Diluted :	6.14	16.91	(31.64)	(26.50)	7.26	19.11	(31.16)	(23.55)

*Figures are related to Standalone / Consolidated Canara Bank financials for pre-amalgamation period, hence not comparable with post amalgamation financials for the Quarter / Year ended 31st March 2021

Note:

- The above is an extract of the detailed format of Quarterly / Yearly Financial Results filed with the Stock Exchanges under Regulation 33 of the SEBI (Listing Obligations and Disclosure Requirements) Regulations, 2015. The full format of the Quarterly / Yearly Financial Results are available on the Stock Exchange websites (BSE: www.bseindia.com and NSE: www.nseindia.com) and Bank's website (www.canarabank.com).
- Information relating to Total Comprehensive Income and Other Comprehensive Income is not furnished as Ind AS is not yet made applicable to the bank.

Call Canara
1800 425 0018

Place: Bengaluru
Date: 18.05.2021





Sd/-
K SATYANARAYANA RAJU
Executive Director

Sd/-
A MANIMEKHALAI
Executive Director

Sd/-
DEBASHISH MUKHERJEE
Executive Director

Sd/-
L V PRABHAKAR
MD & CEO

For more details, kindly visit your nearest Canara Bank branch or website: www.canarabank.com

 @canarabank
  CanaraBankOfficial
  canarabank
  canarabankinsta

NET PROFIT ↑
₹2557 Cr.

OPERATING PROFIT ↑
₹20,009 Cr.

OPERATING PROFIT ↑
55.93%

NET INTEREST INCOME ↑
18.57%

NON-INTEREST INCOME ↑
40.75%

CASA ↑
13.95%

RETAIL TERM DEPOSIT ↑
16.37%

HOUSING CREDIT ↑
15.11%

AGRICULTURE CREDIT ↑
17.44%

RETAIL CREDIT ↑
12.14%

Y-o-Y

AUDITED FINANCIAL RESULTS (STANDALONE & CONSOLIDATED) FOR THE QUARTER AND YEAR ENDED 31ST MARCH 2021

(₹ In Crore)

NET PROFIT ↑
₹ 2557 Cr.

OPERATING PROFIT ↑
₹ 20,009 Cr.

OPERATING PROFIT ↑
55.93%

NET INTEREST INCOME ↑
18.57%

NON-INTEREST INCOME ↑
40.75%

CASA ↑
13.95%

RETAIL TERM DEPOSIT ↑
16.37%

HOUSING CREDIT ↑
15.11%

AGRICULTURE CREDIT ↑
17.44%

RETAIL CREDIT ↑
12.14%

Y-O-Y

Sl. No.	Particulars	Standalone				Consolidated			
		Quarter Ended 31.03.2021 (Audited)	Year Ended 31.03.2021 (Audited)	Quarter Ended 31.03.2020* (Audited)	Year Ended 31.03.2020* (Audited)	Quarter Ended 31.03.2021 (Audited)	Year Ended 31.03.2021 (Audited)	Quarter Ended 31.03.2020* (Audited)	Year Ended 31.03.2020* (Audited)
1	Total Income from Operations (net)	21522.60	84525.08	14222.39	56748.14	23774.15	93659.75	15285.27	61558.15
2	Net Profit / (Loss) for the period (before Tax, Exceptional and/or Extraordinary items)	1568.40	3707.22	(3334.51)	(1755.57)	1771.96	4070.17	(3264.62)	(1477.43)
3	Net Profit / (Loss) for the period before tax (after Exceptional and/or Extraordinary items)	1568.40	3707.22	(3334.51)	(1755.57)	1771.96	4070.17	(3264.62)	(1477.43)
4	Net Profit / (Loss) for the period after tax (after Exceptional and/or Extraordinary items)	1010.87	2557.58	(3259.33)	(2235.72)	1195.78	2890.60	(3209.98)	(1986.43)
5	Total Comprehensive Income for the period [(Comprising Profit / (Loss) for the period (after tax) and other Comprehensive Income (after tax)]	Refer Note 2	Refer Note 2	Refer Note 2	Refer Note 2	Refer Note 2	Refer Note 2	Refer Note 2	Refer Note 2
6	Equity Share Capital	1646.74	1646.74	1030.23	1030.23	1646.74	1646.74	1030.23	1030.23
7	Reserves (excluding Revaluation Reserve)	-	48933.95	-	31929.94	-	52478.61	-	33842.93
8	Earning Per Share (of Rs.10/- each) (for continuing and discontinued operations)								
	1. Basic :	6.14	16.91	(31.64)	(26.50)	7.26	19.11	(31.16)	(23.55)
	2. Diluted :	6.14	16.91	(31.64)	(26.50)	7.26	19.11	(31.16)	(23.55)

*Figures are related to Standalone / Consolidated Canara Bank financials for pre-amalgamation period, hence not comparable with post amalgamation financials for the Quarter / Year ended 31st March 2021

Note:

- The above is an extract of the detailed format of Quarterly / Yearly Financial Results filed with the Stock Exchanges under Regulation 33 of the SEBI (Listing Obligations and Disclosure Requirements) Regulations, 2015. The full format of the Quarterly / Yearly Financial Results are available on the Stock Exchange websites (BSE: www.bseindia.com and NSE: www.nseindia.com) and Bank's website (www.canarabank.com).
- Information relating to Total Comprehensive Income and Other Comprehensive Income is not furnished as Ind AS is not yet made applicable to the bank.

Call Canara
1800 425 0018

Place: Bengaluru
 Date: 18.05.2021

Sd/-
K SATYANARAYANA RAJU
 Executive Director

Sd/-
A MANIMEKHALAI
 Executive Director



Sd/-
DEBASHISH MUKHERJEE
 Executive Director

Sd/-
L V PRABHAKAR
 MD & CEO

For more details, kindly visit your nearest Canara Bank branch or website: www.canarabank.com

[@canarabank](https://twitter.com/canarabank) [CanaraBankOfficial](https://www.youtube.com/channel/UC...) [canarabank](https://www.facebook.com/canarabank) [canarabankinsta](https://www.instagram.com/canarabankinsta)

Publication: Financial Express

 केनरा बैंक Canara Bank <small>भारत सरकार का उद्योग</small> <small>A Government of India Undertaking</small>  Together We Can									
AUDITED FINANCIAL RESULTS (STANDALONE & CONSOLIDATED) FOR THE QUARTER AND YEAR ENDED 31st MARCH 2021									
(₹ in Crore)									
Sl. No.	Particulars	Standalone				Consolidated			
		Quarter Ended 31.03.2021 (Audited)	Year Ended 31.03.2021 (Audited)	Quarter Ended 31.03.2020* (Audited)	Year Ended 31.03.2020* (Audited)	Quarter Ended 31.03.2021 (Audited)	Year Ended 31.03.2021 (Audited)	Quarter Ended 31.03.2020* (Audited)	Year Ended 31.03.2020* (Audited)
1	Total Income from Operations (net)	21522.60	84525.08	14222.39	56748.14	23774.15	93659.75	15285.27	61558.15
2	Net Profit / (Loss) for the period (before Tax, Exceptional and/or Extraordinary items)	1568.40	3707.22	(3334.51)	(1755.57)	1771.96	4070.17	(3264.62)	(1477.43)
3	Net Profit / (Loss) for the period before tax (after Exceptional and/or Extraordinary items)	1568.40	3707.22	(3334.51)	(1755.57)	1771.96	4070.17	(3264.62)	(1477.43)
4	Net Profit / (Loss) for the period after tax (after Exceptional and/or Extraordinary items)	1010.87	2557.58	(3259.33)	(2235.72)	1195.78	2890.60	(3209.98)	(1986.43)
5	Total Comprehensive Income for the period [(Comprising Profit / (Loss) for the period (after tax) and other Comprehensive Income (after tax)]	Refer Note 2	Refer Note 2	Refer Note 2	Refer Note 2	Refer Note 2	Refer Note 2	Refer Note 2	Refer Note 2
6	Equity Share Capital	1646.74	1646.74	1030.23	1030.23	1646.74	1646.74	1030.23	1030.23
7	Reserves (excluding Revaluation Reserve)	-	48953.95	-	31929.94	-	52478.61	-	33842.93
8	Earning Per Share (of Rs.10/- each) (for continuing and discontinued operations)								
	1. Basic :	6.14	16.91	(31.64)	(26.50)	7.26	19.11	(31.16)	(23.55)
	2. Diluted :	6.14	16.91	(31.64)	(26.50)	7.26	19.11	(31.16)	(23.55)

NET PROFIT
₹2557 Cr. ↑

OPERATING PROFIT
₹20,009 Cr. ↑

OPERATING PROFIT
55.93% ↑

NET INTEREST INCOME
18.57% ↑

NON-INTEREST INCOME
40.75% ↑

CASA
13.95% ↑

RETAIL TERM DEPOSIT
16.37% ↑

HOUSING CREDIT
15.11% ↑

AGRICULTURE CREDIT
17.44% ↑

RETAIL CREDIT
12.14% ↑

Y-O-Y

*Figures are related to Standalone / Consolidated Canara Bank financials for pre-amalgamation period, hence not comparable with post amalgamation financials for the Quarter / Year ended 31st March 2021

Note:

- The above is an extract of the detailed format of Quarterly / Yearly Financial Results filed with the Stock Exchanges under Regulation 33 of the SEBI (Listing Obligations and Disclosure Requirements) Regulations, 2015. The full format of the Quarterly / Yearly Financial Results are available on the Stock Exchange websites (BSE: www.bseindia.com and NSE: www.nseindia.com) and Bank's website (www.canarabank.com).
- Information relating to Total Comprehensive Income and Other Comprehensive Income is not furnished as Ind AS is not yet made applicable to the bank.

Call Canara
1800 425 0018

Place: Bengaluru
Date: 18.05.2021

Sd/-
K SATYANARAYANA RAJU
 Executive Director

Sd/-
A MANIMEKHALAI
 Executive Director

Sd/-
DEBASHISH MUKHERJEE
 Executive Director

Sd/-
L V PRABHAKAR
 MD & CEO

For more details, kindly visit your nearest Canara Bank branch or website: www.canarabank.com

 [@canarabank](https://twitter.com/canarabank)
 [CanaraBankOfficial](https://www.youtube.com/c/CanaraBankOfficial)
 [canarabank](https://www.facebook.com/canarabank)
 [canarabankinsta](https://www.instagram.com/canarabankinsta)

केनरा बैंक Canara Bank

भारत सरकार का उपकार

A Government of India Undertaking

सिंडिकेट Syndicate

Together We Can

31 मार्च 2021 को समाप्त तिमाही और वर्ष के लिए लेखापरीक्षित वित्तीय परिणाम (एकल और समेकित)

(₹ करोड़ में)



क्र. सं.	विवरण	एकल				समेकित			
		31.03.2021 को समाप्त तिमाही (लेखापरीक्षित)	31.03.2021 को समाप्त वर्ष (लेखापरीक्षित)	31.03.2020* को समाप्त तिमाही (लेखापरीक्षित)	31.03.2020* को समाप्त वर्ष (लेखापरीक्षित)	31.03.2021 को समाप्त तिमाही (लेखापरीक्षित)	31.03.2021 को समाप्त वर्ष (लेखापरीक्षित)	31.03.2020* को समाप्त तिमाही (लेखापरीक्षित)	31.03.2020* को समाप्त वर्ष (लेखापरीक्षित)
1	परिचालन से कुल आय (निवल)	21522.60	84525.08	14222.39	56748.14	23774.15	93659.75	15285.27	61558.15
2	अवधि के लिए निवल लाभ/(हानि) (कार से पूर्व, अस्तमान्य और/ या असाधारण नदों)	1568.40	3707.22	(3334.51)	(1755.57)	1771.96	4070.17	(3264.62)	(1477.43)
3	अवधि के लिए कार से पूर्व निवल लाभ/(हानि) (अस्तमान्य और/ या असाधारण नदों के परभाव)	1568.40	3707.22	(3334.51)	(1755.57)	1771.96	4070.17	(3264.62)	(1477.43)
4	अवधि के लिए कार परभाव निवल लाभ/(हानि) (अस्तमान्य और/ या असाधारण नदों के परभाव)	1010.87	2557.58	(3259.33)	(2235.72)	1195.78	2890.60	(3209.98)	(1986.43)
5	अवधि के लिए कुल व्यापक आय [(निसर्ग अवधि के लिए लाभ/(हानि) (कार परभाव तथा अन्य व्यापक आय (कार परभाव) शामिल है।)]	नोट 2 देखें	नोट 2 देखें	नोट 2 देखें	नोट 2 देखें	नोट 2 देखें	नोट 2 देखें	नोट 2 देखें	नोट 2 देखें
6	इक्विटी शेयर पूंजी	1646.74	1646.74	1030.23	1030.23	1646.74	1646.74	1030.23	1030.23
7	आरक्षित निधिगण (पुनर्न्यायिकन आरक्षित निधिगणों को छोड़कर)	-	48653.95	-	31929.94	-	52478.61	-	33842.93
8	प्रति शेयर अर्जन (प्रत्येक ₹10/-) परिचालनगत व परिचालन रहित के लिए								
	1. मूल:	6.14	16.91	(31.64)	(26.50)	7.26	19.11	(31.16)	(23.55)
	2. तनुकृत:	6.14	16.91	(31.64)	(26.50)	7.26	19.11	(31.16)	(23.55)

* आंकड़े समाप्तन पूर्व अवधि के लिए एकल/समेकित केनरा बैंक के वित्तीय परिणामों से संबंधित हैं। अतः 31 मार्च 2021 को समाप्त तिमाही/वर्ष के लिए समाप्तन पश्चात वित्तीय परिणामों के साथ तुलनीय नहीं है।

नोट:

- उपरोक्त आंकड़े, सेबी (सुरक्षात्मक अभिव्यक्तार् एवं प्रकटीकरण अधिकांश) विनियमावली, 2015 के विनियम 33 के अंतर्गत स्टॉक एक्सचेंज को प्रस्तुत तिमाही/वर्ष वित्तीय परिणामों के विस्तृत प्राप्तन के उद्देश्य हैं। तिमाही/वर्ष वित्तीय परिणामों का पूर्ण प्राप्तन स्टॉक एक्सचेंज की वेबसाइट (BSE: www.bseindia.com एवं NSE: www.nseindia.com) व बैंक की वेबसाइट (www.canarabank.com) पर उपलब्ध है।
- कुल व्यापक आय और अन्य व्यापक आय से संबंधित जानकारी नहीं दलाई गई है, क्योंकि अभी तक बैंक में भारतीय लेखा मानक लागू नहीं किया गया है।

केनरा बैंक संपर्क सुरु **1800 425 0018**

स्थान: बंगलुरु
दिनांक: 18.06.2021

ह/-
के सत्यनारायण राजू
कार्यपालक निदेशक

ह/-
ए. मणिमोहनल्लै
कार्यपालक निदेशक

ह/-
देवराजीप मुखर्जी
कार्यपालक निदेशक

ह/-
एल वी प्रभाकर
प्रबंध निदेशक व मुख्य कार्यपालक अधिकारी

अधिक जानकारी के लिए, कृपया अपने नजदीकी केनरा बैंक शाखा या वेबसाइट www.canarabank.com पर जाएं

@canarabank CanaraBankOfficial canarabank canarabankinsta

केनरा बैंक Canara Bank

भारत सरकार का उपक्रम

A Government of India Undertaking

सिंडिकेट Syndicate

Together We Can

31 मार्च 2021 को समाप्त तिमाही और वर्ष के लिए लेखापरीक्षित वित्तीय परिणाम (एकल और समेकित)

(₹ करोड़ में)

निवल लाभ	↑
₹2557 करोड़	
परिचालन लाभ	↑
₹20,009 करोड़	
परिचालन लाभ	↑
55.93%	
निवल व्याज आय	↑
18.57%	
गैर-व्याज आय	↑
40.75%	
कासा	↑
13.95%	
खुदरा मीयादी जमा	↑
16.37%	
आवास ऋण	↑
15.11%	
कृषि ऋण	↑
17.44%	
खुदरा ऋण	↑
12.14%	
तक साल दर साल	

क्र. सं.	विवरण	एकल				समेकित			
		31.03.2021 को समाप्त तिमाही (लेखापरीक्षित)	31.03.2021 को समाप्त वर्ष (लेखापरीक्षित)	31.03.2020* को समाप्त तिमाही (लेखापरीक्षित)	31.03.2020* को समाप्त वर्ष (लेखापरीक्षित)	31.03.2021 को समाप्त तिमाही (लेखापरीक्षित)	31.03.2021 को समाप्त वर्ष (लेखापरीक्षित)	31.03.2020* को समाप्त तिमाही (लेखापरीक्षित)	31.03.2020* को समाप्त वर्ष (लेखापरीक्षित)
1	परिचालन से कुल आय (निवल)	21522.60	84525.08	14222.39	56748.14	23774.15	93659.75	15285.27	61558.15
2	अवधि के लिए निवल लाभ/(हानि) (कर से पूर्व, असामान्य और/ या असाधारण मदें)	1568.40	3707.22	(3334.51)	(1755.57)	1771.96	4070.17	(3264.62)	(1477.43)
3	अवधि के लिए कर से पूर्व निवल लाभ/(हानि) (असामान्य और/ या असाधारण मदों के पश्चात)	1568.40	3707.22	(3334.51)	(1755.57)	1771.96	4070.17	(3264.62)	(1477.43)
4	अवधि के लिए कर पश्चात निवल लाभ/(हानि) (असामान्य और/ या असाधारण मदों के पश्चात)	1010.87	2557.58	(3259.33)	(2235.72)	1195.78	2890.60	(3209.98)	(1986.43)
5	अवधि के लिए कुल व्यापक आय [(जिसमें अवधि के लिए लाभ/(हानि) (कर पश्चात तथा अन्य व्यापक आय (कर पश्चात) शामिल है)]	नोट 2 देखें	नोट 2 देखें	नोट 2 देखें	नोट 2 देखें	नोट 2 देखें	नोट 2 देखें	नोट 2 देखें	नोट 2 देखें
6	इक्विटी शेयर पूंजी	1646.74	1646.74	1030.23	1030.23	1646.74	1646.74	1030.23	1030.23
7	आरक्षित निधियाँ (पुनर्मूल्यांकन आरक्षित निधियों को छोड़कर)	-	48953.95	-	31929.94	-	52478.61	-	33842.93
8	प्रति शेयर अर्जन (प्रत्येक ₹10/-) परिचालनगत व परिचालन रहित के लिए)								
	1. मूल:	6.14	16.91	(31.64)	(26.50)	7.26	19.11	(31.16)	(23.55)
	2. तनुकृत:	6.14	16.91	(31.64)	(26.50)	7.26	19.11	(31.16)	(23.55)

* आंकड़े समामेलन पूर्व अवधि के लिए एकल/समेकित केनरा बैंक के वित्तीय परिणामों से संबंधित हैं। अतः 31 मार्च 2021 को समाप्त तिमाही/वर्ष के लिए समामेलन पश्चात वित्तीय परिणामों के साथ तुलनीय नहीं है।
नोट:

- उपरोक्त आंकड़े, सेबी (सूचीकरण अनिवार्यताएं एवं प्रकटीकरण अपेक्षाएं) विनियमावली, 2015 के विनियमन 33 के अंतर्गत स्टॉक एक्सचेंज को प्रस्तुत तिमाही/वर्ष वित्तीय परिणामों के विस्तृत प्रारूप के उद्घरण हैं। तिमाही/वर्ष वित्तीय परिणामों का पूर्ण प्रारूप स्टॉक एक्सचेंज की वेबसाइट (BSE: www.bseindia.com एवं NSE: www.nseindia.com) व बैंक की वेबसाइट (www.canarabank.com) पर उपलब्ध है।
- कुल व्यापक आय और अन्य व्यापक आय से संबंधित जानकारी नहीं दर्शायी गई है, क्योंकि अभी तक बैंक में भारतीय लेखा मानक लागू नहीं किया गया है।

केनरा बैंक संपर्क सूत्र
1800 425 0018

स्थान: बेंगलूर
दिनांक: 18.05.2021

ह/-
के सत्यनारायण राजू
कार्यपालक निदेशक

ह/-
ए. मणिमखलै
कार्यपालक निदेशक

ह/-
देवाशीष मुखर्जी
कार्यपालक निदेशक

ह/-
एल वी प्रभाकर
प्रबंध निदेशक व मुख्य कार्यपालक अधिकारी

अधिक जानकारी के लिए, कृपया अपने नजदीकी केनरा बैंक शाखा या वेबसाइट www.canarabank.com पर जाएं

@canarabank YouTube CanaraBankOfficial canarabank canarabankinsta

केनरा बैंक Canara Bank

भारत सरकार का उपक्रम

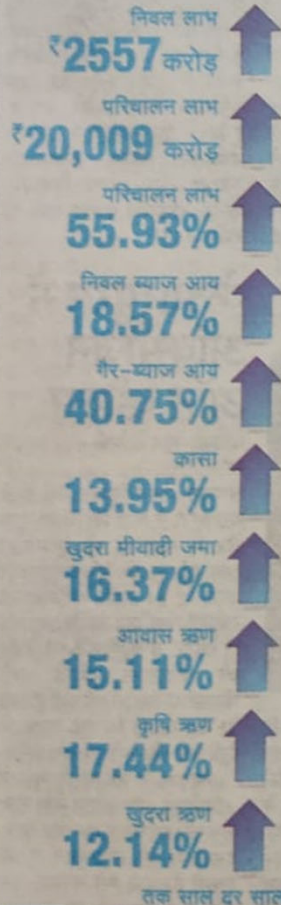
A Government of India Undertaking

सिंडिकेट Syndicate

Together We Can

31 मार्च 2021 को समाप्त तिमाही और वर्ष के लिए लेखापरीक्षित वित्तीय परिणाम (एकल और समेकित)

(₹ करोड़ में)



क्र. सं.	विवरण	एकल				समेकित			
		31.03.2021 को समाप्त तिमाही (लेखापरीक्षित)	31.03.2021 को समाप्त वर्ष (लेखापरीक्षित)	31.03.2020* को समाप्त तिमाही (लेखापरीक्षित)	31.03.2020* को समाप्त वर्ष (लेखापरीक्षित)	31.03.2021 को समाप्त तिमाही (लेखापरीक्षित)	31.03.2021 को समाप्त वर्ष (लेखापरीक्षित)	31.03.2020* को समाप्त तिमाही (लेखापरीक्षित)	31.03.2020* को समाप्त वर्ष (लेखापरीक्षित)
1	परिचालन से कुल आय (निवल)	21522.60	84525.08	14222.39	56748.14	23774.15	93659.75	15285.27	61558.15
2	अवधि के लिए निवल लाभ/(हानि) (कर से पूर्व, असामान्य और/ या असाधारण मदें)	1568.40	3707.22	(3334.51)	(1755.57)	1771.96	4070.17	(3264.62)	(1477.43)
3	अवधि के लिए कर से पूर्व निवल लाभ/(हानि) (असामान्य और/ या असाधारण मदों के पश्चात)	1568.40	3707.22	(3334.51)	(1755.57)	1771.96	4070.17	(3264.62)	(1477.43)
4	अवधि के लिए कर पश्चात निवल लाभ/(हानि) (असामान्य और/ या असाधारण मदों के पश्चात)	1010.87	2557.58	(3259.33)	(2235.72)	1195.78	2890.60	(3209.98)	(1986.43)
5	अवधि के लिए कुल व्यापक आय [(सिद्धमें अवधि के लिए लाभ/(हानि) (कर पश्चात तथा अन्य व्यापक आय (कर पश्चात) शामिल है।)]	नोट 2 देखें	नोट 2 देखें	नोट 2 देखें	नोट 2 देखें	नोट 2 देखें	नोट 2 देखें	नोट 2 देखें	नोट 2 देखें
6	इन्फ्लिटी शेयर पूंजी	1646.74	1646.74	1030.23	1030.23	1646.74	1646.74	1030.23	1030.23
7	आरक्षित निधियाँ (पुनर्मूल्यांकन आरक्षित निधियों को छोड़कर)		48953.95		31929.94		52478.61		33842.93
8	प्रति शेयर अर्जन (प्रत्येक ₹10/-) परिचालनगत व परिचालन रहित के लिए)								
1.	मूल:	6.14	16.91	(31.64)	(26.50)	7.26	19.11	(31.16)	(23.55)
2.	तनुकृत:	6.14	16.91	(31.64)	(26.50)	7.26	19.11	(31.16)	(23.55)

* आंकड़े समामेलन पूर्व अवधि के लिए एकल/समेकित केनरा बैंक के वित्तीय परिणामों से संबंधित हैं। अतः 31 मार्च 2021 को समाप्त तिमाही/वर्ष के लिए समामेलन पश्चात वित्तीय परिणामों के साथ तुलनीय नहीं है।

नोट:

- उपरोक्त आंकड़े, सेबी (सूचीकरण अनिवार्यताएं एवं प्रकटीकरण अपेक्षाएं) विनियमावली, 2015 के विनियमन 33 के अंतर्गत स्टॉक एक्सचेंज को प्रस्तुत तिमाही/वर्ष वित्तीय परिणामों के विस्तृत प्रारूप के उद्देश्य हैं। तिमाही/वर्ष वित्तीय परिणामों का पूर्ण प्रारूप स्टॉक एक्सचेंज की वेबसाइट (BSE: www.bseindia.com एवं NSE: www.nseindia.com) व बैंक की वेबसाइट (www.canarabank.com) पर उपलब्ध है।
- कुल व्यापक आय और अन्य व्यापक आय से संबंधित जानकारी नहीं दर्शायी गई है, क्योंकि अभी तक बैंक में भारतीय लेखा मानक लागू नहीं किया गया है।

केनरा बैंक संपर्क सुत्र
1800 425 0018

स्थान: बेंगलूर
दिनांक: 18.05.2021

ह/-
के सत्यनारायण राजू
कार्यपालक निदेशक

ह/-
ए. मणिमोहन
कार्यपालक निदेशक

ह/-
देवारीष मुखर्जी
कार्यपालक निदेशक

ह/-
एल वी प्रभाकर
प्रबंध निदेशक व मुख्य कार्यपालक अधिकारी

अधिक जानकारी के लिए, कृपया अपने नजदीकी केनरा बैंक शाखा या वेबसाइट www.canarabank.com पर जाएं

[@canarabank](https://twitter.com/canarabank) [CanaraBankOfficial](https://www.youtube.com/channel/UC...) [canarabank](https://www.facebook.com/canarabank) [canarabankinsta](https://www.instagram.com/canarabankinsta)

కెనరా బ్యాంక్ కెనరా బేంక Canara Bank

భారత ప్రభుత్వ రంగ సంస్థ

भारत सरकार का उपक्रम

A Government of India Undertaking

సిండికేట్ బ్యాంక్ సిండకేట్

Together We Can

2021 మార్చి 31 తో ముగిసిన త్రైమాసికం మరియు సంవత్సరానికి ఆడిట్ చేసిన ఆర్థిక ఫలితాలు (స్వతంత్ర మరియు ఏకీకృత)

(₹ కోట్లలో)

- నికర లాభం **₹2557 కోట్లు** ↑
- సర్వహిత లాభం **₹20,009 కోట్లు** ↑
- సర్వహిత లాభం **55.93%** ↑
- నికర వడ్డీ ఆదాయం **18.57%** ↑
- వడ్డీమేతర ఆదాయం **40.75%** ↑
- కాపా **13.95%** ↑
- రిటైర్ అర్జీ దిపాతల్ **16.37%** ↑
- చౌమంగ్ డ్రైడల్ **15.11%** ↑
- ప్రభుత్వ డ్రైడల్ **17.44%** ↑
- రిటైర్ డ్రైడల్ **12.14%** ↑

క్ర. సం.	వివరాలు	స్వతంత్ర				ఏకీకృత			
		క్వార్టర్ ముగిసింది 31.03.2021 (ఆడిట్ చేయబడింది)	సంవత్సరం ముగిసింది 31.03.2021 (ఆడిట్ చేయబడింది)	క్వార్టర్ ముగిసింది 31.03.2020* (ఆడిట్ చేయబడింది)	సంవత్సరం ముగిసింది 31.03.2020* (ఆడిట్ చేయబడింది)	క్వార్టర్ ముగిసింది 31.03.2021 (ఆడిట్ చేయబడింది)	సంవత్సరం ముగిసింది 31.03.2021 (ఆడిట్ చేయబడింది)	క్వార్టర్ ముగిసింది 31.03.2020* (ఆడిట్ చేయబడింది)	సంవత్సరం ముగిసింది 31.03.2020* (ఆడిట్ చేయబడింది)
1	నిర్వహణల నుండి మొత్తం ఆదాయం (నికర)	21522.60	84525.08	14222.39	56748.14	23774.15	93659.75	15285.27	61558.15
2	పీరియడ్ కోసం నికర లాభం / (నష్టం) (టాక్సుకు ముందు, అసాధారణమైన మరియు / లేదా అసాధారణ అంశాలు)	1568.40	3707.22	(3334.51)	(1755.57)	1771.96	4070.17	(3264.62)	(1477.43)
3	టాక్సు ముందు కాలానికి నికర లాభం / (నష్టం) (అసాధారణమైన మరియు / లేదా అసాధారణ వస్తువుల వెనుక)	1568.40	3707.22	(3334.51)	(1755.57)	1771.96	4070.17	(3264.62)	(1477.43)
4	టాక్సు తర్వాత పీరియడ్ నికర లాభం / (నష్టం) (అసాధారణమైన మరియు / లేదా అసాధారణ వస్తువుల తర్వాత)	1010.87	2557.58	(3259.33)	(2235.72)	1195.78	2890.60	(3209.98)	(1986.43)
5	పీరియడ్ యొక్క మొత్తం సమగ్ర ఆదాయం [(కాలానికి లాభం / నష్టం) (టాక్సు తరువాత) మరియు ఇతర సమగ్ర ఆదాయం (టాక్సు తరువాత)]	గమనిక 2 చూడండి	గమనిక 2 చూడండి	గమనిక 2 చూడండి	గమనిక 2 చూడండి	గమనిక 2 చూడండి	గమనిక 2 చూడండి	గమనిక 2 చూడండి	గమనిక 2 చూడండి
6	ఈక్విటీ ఫీడ్ ఫ్యాసిలిటీ	1646.74	1646.74	1030.23	1030.23	1646.74	1646.74	1030.23	1030.23
7	రిటైర్మెంట్ (రిటైర్మెంట్ యొక్క మిసెస్)	-	48953.95	-	31929.94	-	52478.61	-	33842.93
8	ఫీల్డ్ ప్రకారం సంపాదించడం (ఓక్కోక్కడానికి రూ.10/-) (కార్యకలాపాలు కొనసాగించడం మరియు నిలిపివేయడం కోసం)	-	-	-	-	-	-	-	-
	1. టిపిక్:	6.14	16.91	(31.64)	(26.50)	7.26	19.11	(31.16)	(23.55)
	2. డైలాగ్ టిపిక్:	6.14	16.91	(31.64)	(26.50)	7.26	19.11	(31.16)	(23.55)

*అంకెలు సమ్మేళనం కాలానికి ముందు స్వతంత్ర / కన్సాలిడేటెడ్ కెనరా బ్యాంక్ పైనాన్నియర్స్ కు సంబంధించినవి, అందువల్ల 2021 మార్చి 31 తో ముగిసిన త్రైమాసికం / సంవత్సరానికి వాళ్ళ సమ్మేళనం ఆర్థిక సంవత్సరంలో చొల్లలేము.

- వివరాలు:
- 2015, సెబీ (రిస్కింగ్ అప్లిగేషన్లకు మరియు కాలనీస్ వాటిని తెలియజేయటం) నియమావళిలోని నియమావళి 33 కింద స్టాక్ ఎక్స్చేంజ్ లో త్రైమాసిక / వార్షిక ఆర్థిక ఫలితాలు యొక్క సవిస్తరమైన సమాచారాన్ని పేజీ వెబ్సైట్ ద్వారా చేయబడింది. త్రైమాసిక / వార్షిక ఆర్థిక ఫలితాలు యొక్క సవిస్తరమైన వార్షిక సమాచారాన్ని స్టాక్ ఎక్స్చేంజ్ లో యొక్క వెబ్సైట్ లో లభించును అనగా వరుసక్రమంగా (BSE: www.bseindia.com మరియు NSE: www.nseindia.com) మరియు బ్యాంక్ వెబ్సైట్ (www.canarabank.com).
 - మొత్తం సమగ్ర ఆదాయం మరియు ఇతర సమగ్ర ఆదాయానికి సంబంధించిన సమాచారం ఇండి ఏఎస్ ఇంకా బ్యాంకుకు వర్తించనందున ఇవ్వబడలేదు.

కాల్ కెనరా **1800 425 0018**

స్థలం: బెంగళూరు తేదీ: 18.05.2021

సం/- కె. సత్యనారాయణ రాజు ఎగ్జిక్యూటివ్ డైరెక్టర్

సం/- ఏ. మణిమొఖలై ఎగ్జిక్యూటివ్ డైరెక్టర్

సం/- డి.బాబ్బి ముఖర్జీ ఎగ్జిక్యూటివ్ డైరెక్టర్

సం/- ఎల్. వి. ప్రభాకర్ ఎగ్జిక్యూటివ్ డైరెక్టర్

వెబ్సైట్: www.canarabank.com