



Date: 11th September, 2023

To
The Manager,
Listing Department,
BSE Limited,
PJ Towers, Dalal Street,
Mumbai - 400 001.

Scrip Code: 543547/ ISIN: INE0HR601026

Dear Sirs

Sub: Presentation as placed at Analyst / Institutional Investor meetings held on 11.09.2023
Ref: Regulation 30 of SEBI (Listing Obligations and Disclosure Requirements) Regulations, 2015

Pursuant to Regulation 30(6) of the SEBI (Listing Obligations and Disclosure Requirements) Regulations, 2015 ("SEBI Listing Obligations") read with Part A of Schedule III to the SEBI Listing Obligations, we wish to inform you that the Analyst/Investors Meeting with the Company was held on 11.09.2023, as per schedule intimated vide Letter dated 04.09.2023.

The presentation used by the Management team at the said event is enclosed herewith and the same will also be available on the website of the Company at www.ddevgroup.in.

No unpublished price sensitive information pertaining to the Company was shared with the Analysts/ Investors.

This is for your information and records.

Thanking You,

Yours faithfully,

For Ddev Plastiks Industries Limited

Tanvi Goenka (Membership No. ACS 31176)
Company Secretary



Ddev Plastiks Industries Limited

Regd. Office : 2B, Pretoria Street, Kolkata - 700 071

Tel : +91-33-2282 3744/45/3671/99, E-mail : kolkata@ddevgroup.in, www.ddevgroup.in

Mumbai Office : 106, Laxmi Plaza, Laxmi Industrial Estate, New Link Road, Andheri (West), Mumbai - 400 053, India

Tel : +91-22-67021470/71/72, E-mail : mumbai@ddevgroup.in

CIN : L24290WB2020PLC241791

Earnings
Presentation
Q1 FY2024

Leading Manufacturer of Compounds

www.ddevgroup.in



Ddev Plastiks Industries Limited



Filler Compounds

Color Masterbatch

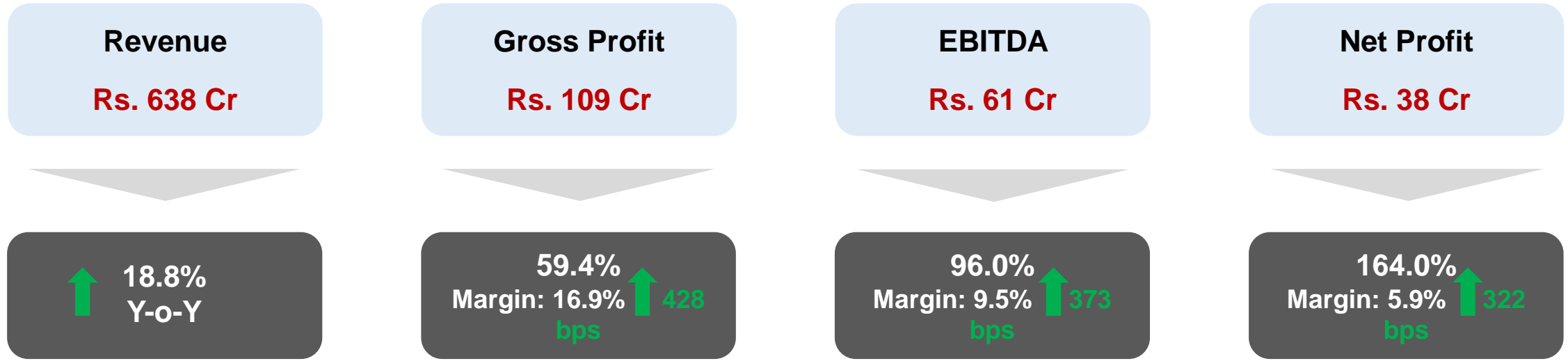
66KV XLPE Cable

XLPE Cable

Engineering Plastics

PVC Compounds

Business Overview – A Leading Manufacturer of Polymer Compounds



- A leading manufacturer of polymer compounds in India with a capacity of 2,39,000 MTPA
- 5 manufacturing units with state-of-the art machinery, infrastructure, equipment, and R&D facilities
- Diverse product portfolio consisting of PE compounds, PVC compounds, Filled compounds, Master Batches, Footwear compounds, Pipe compounds, Peroxide compounds, Engineering Plastic Compounds for White Goods, Automotive and Electrical Appliances.
- Product portfolio now expanded to High Voltage PE based Cable Compounds and HFFR Compounds

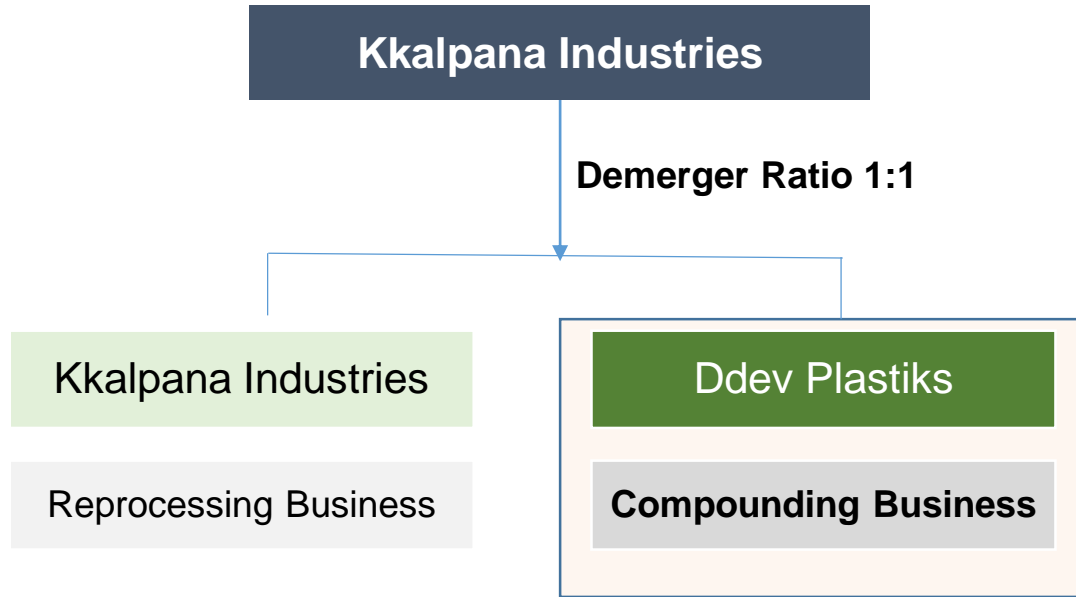
50+ Countries
Geographical Presence

400+
Employees

Rs. 25,037 Mn
FY23 Revenue

200+
Products

CRISIL A /Stable & CRISIL A1
Long-term & Short-term Credit Rating



Shares issued by Ddev Plastiks in the same proportion in which the shareholders hold the shares in Kkalpana Industries protecting overall economic interest of the equity shareholder

Strategic Rationale

Simplification of business structure

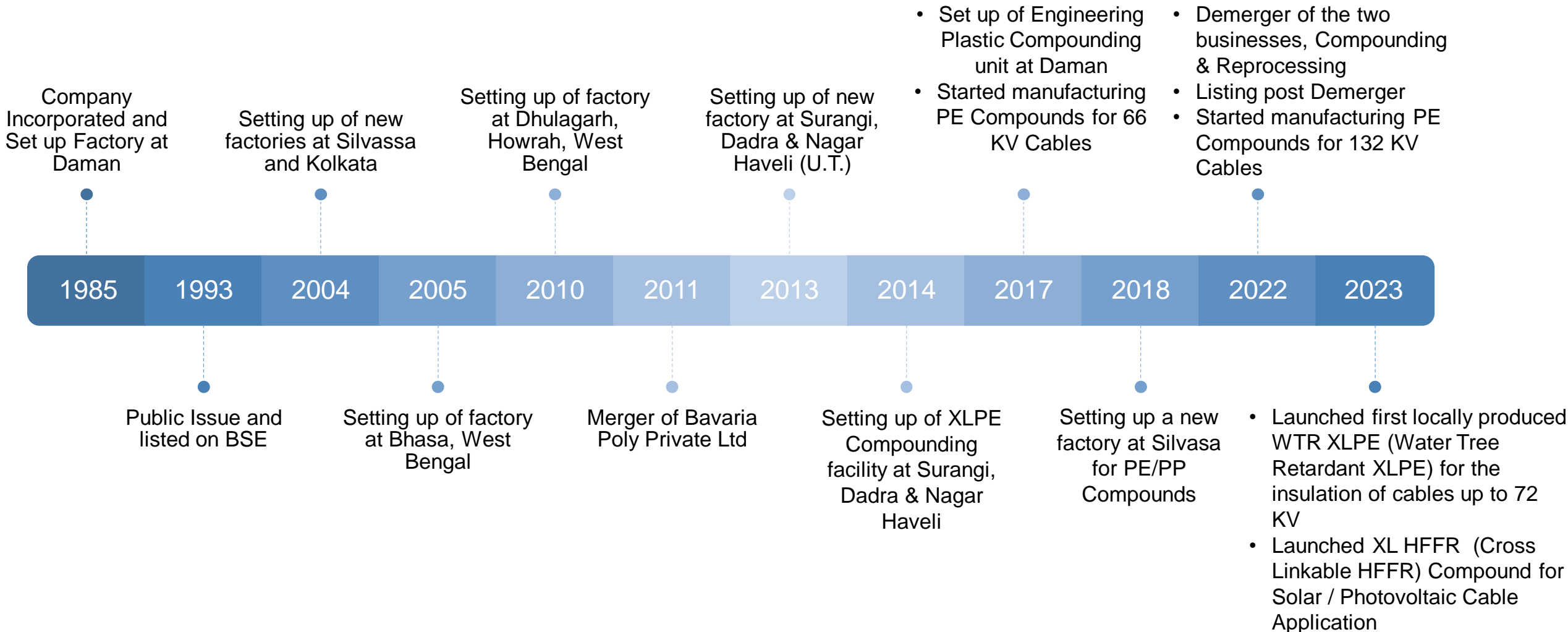
Manage different business independently and be fully focused on exploring respective growth opportunities

Enhanced operational efficiency and optimized profitability

Provides shareholder more investment choice and help companies target and attract new investors

Higher strategic focus, will enable a more efficient capital allocation, which in turn will create value for all stakeholders

Major Milestones Achieved





Mr Narrindra Suranna
Chairman & Managing Director

Associated with Company since inception. Wide experience in Plastic Industry, Company has reached its present height under his leadership

B.Com (Hons.) and L.L.B from Calcutta University



Mr. Ddev Surana
Director

Dynamic business leader and key driving force of Company. He have done B.Com (Hons.) from St. Xaviers, Kolkata, MSc from University of Warwick, UK and MBA from Babson University, USA



Mr Rajesh Kumar Kothari
Whole-Time-Director

25+ years of experience in the areas of marketing, after sale service and market research. He started his career at Kanoria Chemicals & Industries and been associated with the group since 1997.

B.Com from Rajasthan University, Ajmer



Ms. Mamta Binani
Independent Director

21+ years of experience in corporate consultation & advisory. She is President-MSME Development Forum-WB; VP-NCLT Kolkata Bar Council; Chairperson-Legal Affairs & Governance Council-MCCI and Secretary-All India Insolvency Professionals Association.

B.Com, Law graduate and Fellow member of the ICSI



Mr. Samir Kumar Datta
Independent Director

Served on multiple industries during his service tenure of 4 decades and started his practice as a Cost accountant since 2007.

Science graduate from Calcutta University and Fellow Cost Accountant



Ms Ramya Hariharan
Director

In past, worked with Amarchand Mangaldas and Argus Partners. On the board of various listed and unlisted companies. Founder of Citadel Law Chambers.

Qualified Company Secretary and LLB from Calcutta University



Mr Arihant Bothra
Chief Financial Officer

He is an Associate member of Institute of Chartered Accountants of India and an IIM Calcutta Alumini. Vast working experience for more than a decade in the areas of Finance, Accounting, Insurance, Information System and Project Financing.

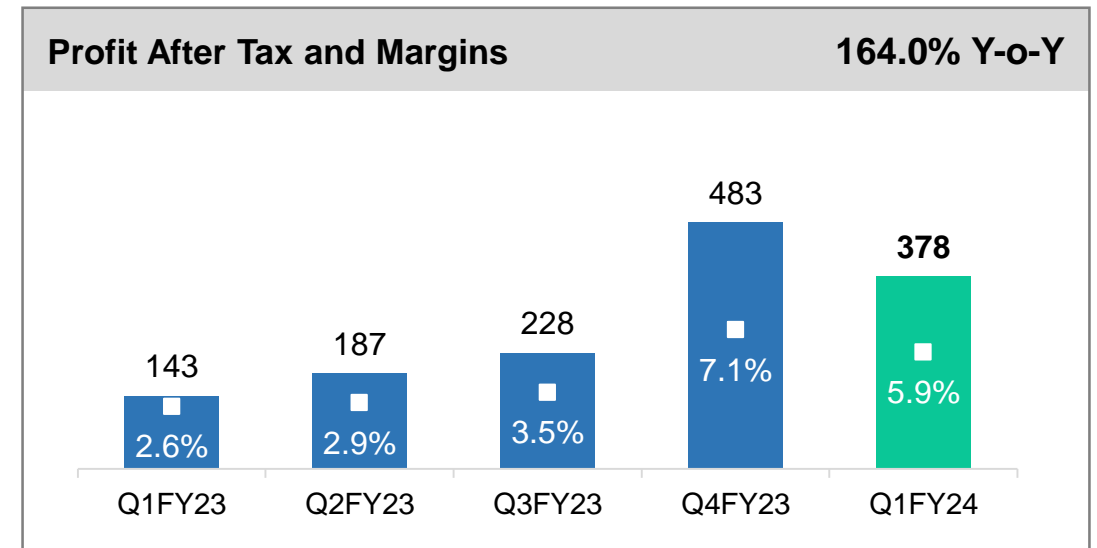
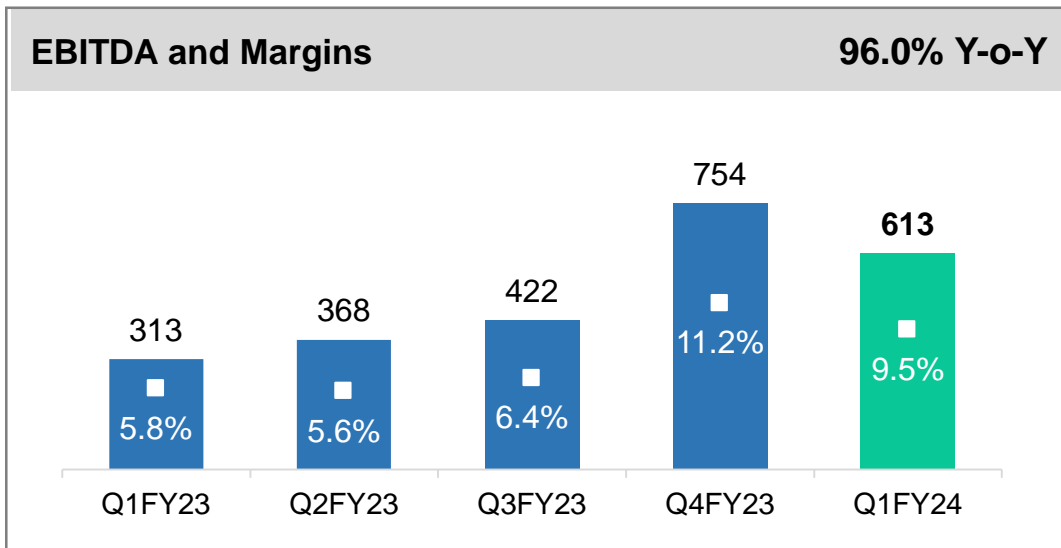
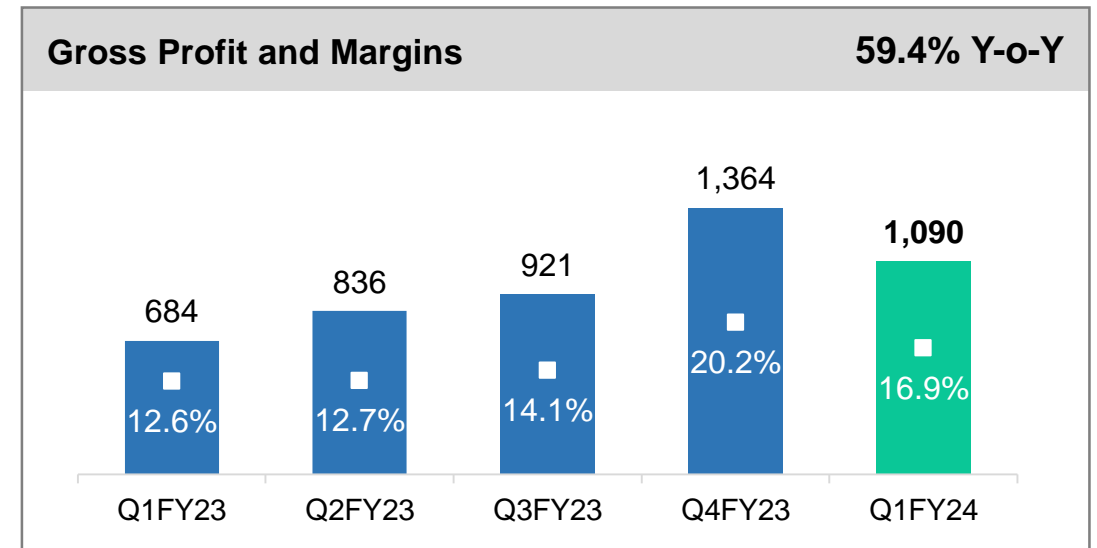
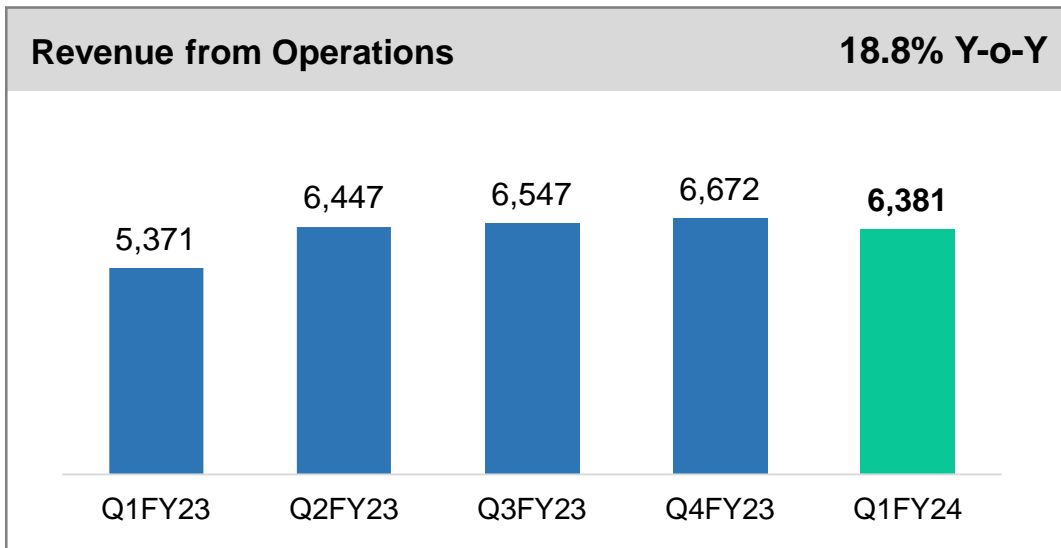
Graduated from Calcutta University in 2010



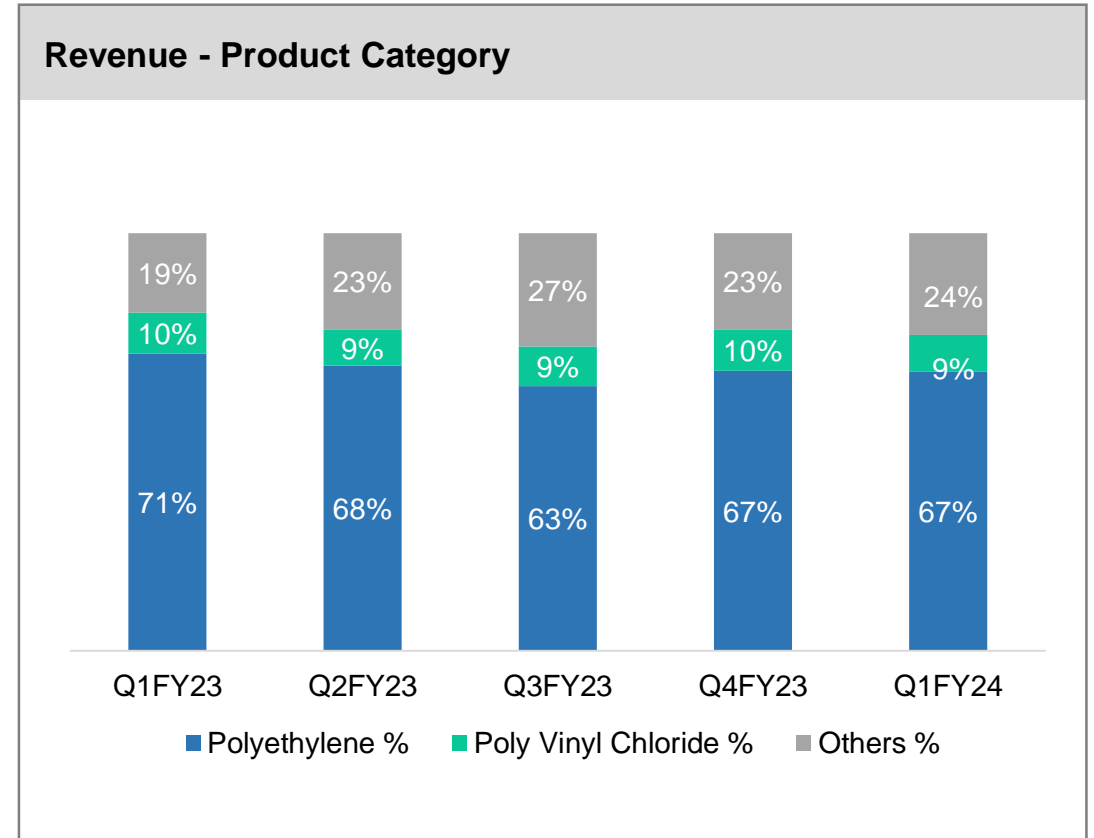
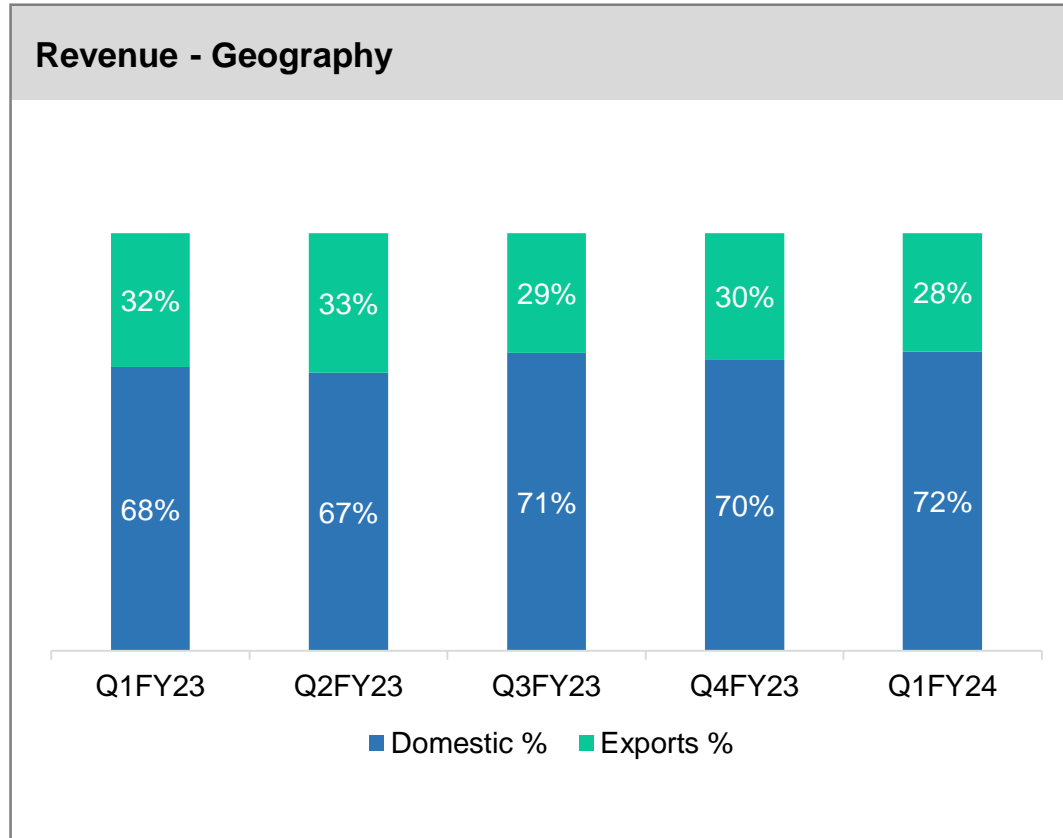
Ms. Tanvi Goenka
Company Secretary

She is a graduate in commerce and has received her membership of Institute of Company Secretaries of India in 2012. She holds working experience of over 10 years on mergers and acquisitions compliances involved in listed as well as unlisted companies. She also has experience in all forms of restructuring including by way of scheme of arrangement

Q1 FY2024 Performance Highlights



Note:
 • Gross Profit and EBITDA margins calculated on Total Income. Figures are in Rs. Million

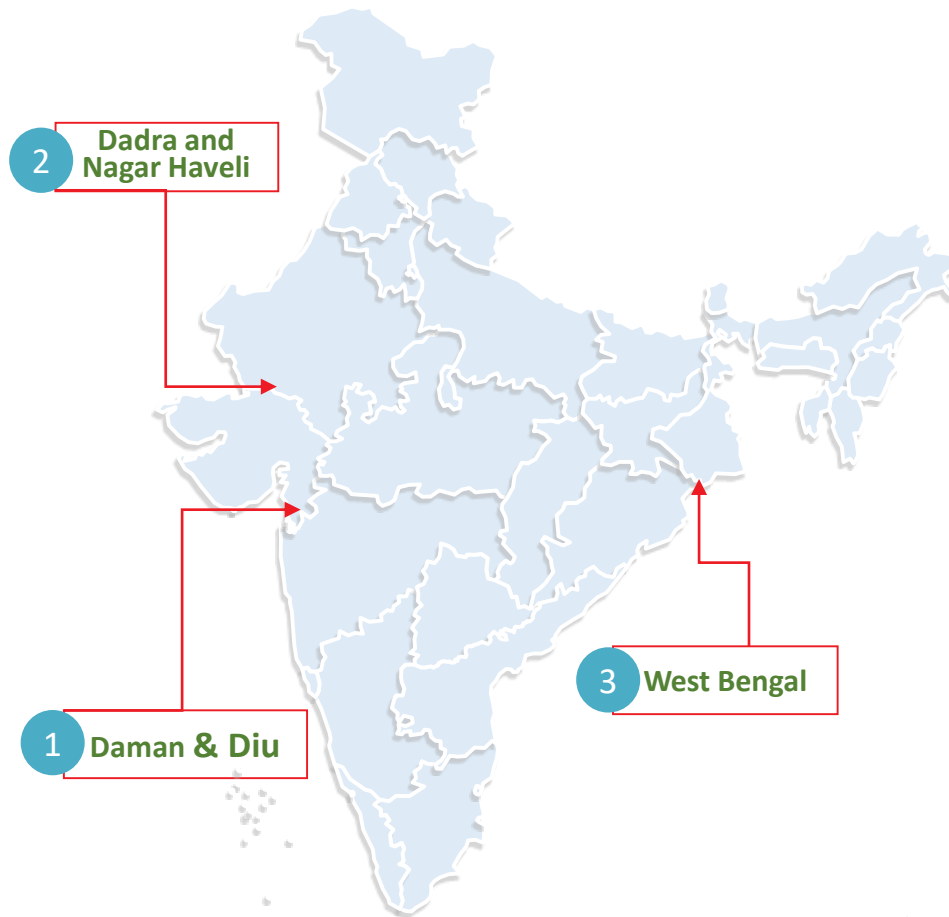


Financial Performance

	Q1		Y-o-Y	Q4	Q-o-Q	Full Year		Y-o-Y
(Rs. Million)	FY2024	FY2023	Growth(%)	FY2023	Growth(%)	FY2023	FY2022	Growth(%)
Revenue from Operations	6,381	5,371	18.8%	6,672	(4.4)%	25,037	22,269	12.4%
Other Income	74	51	46.4%	89	(16.8)%	258	223	15.5%
Total Income	6,455	5,422	19.1%	6,761	(4.5)%	25,295	22,492	12.5%
Gross Profit	1,090	684	59.4%	1,364	(20.0)%	3,804	3,130	21.5%
<i>Margin (%)</i>	16.9%	12.6%		20.4%		15.0%	13.9%	
EBITDA	613	313	96.0%	754	(18.7)%	1,857	1,279	45.2%
<i>Margin (%)</i>	9.5%	5.8%		11.2%		7.3%	5.7%	
EBIT	581	284	104.8%	723	(19.7)%	1,736	1,164	49.2%
<i>Margin (%)</i>	9.0%	5.2%		10.7%		6.9%	5.2%	
Profit After Tax	378	143	164.0%	483	(21.7)%	1,041	548	90.0%
<i>Margin (%)</i>	5.9%	2.6%		7.1%		4.1%	2.4%	
EPS	4.02	1.52	164.5%	5.13	(21.6)%	11.07	5.82	90.1%

Notes:

- EBITDA is including Other Income
- Margins are calculated on Total Income



Name of the Plant	Products manufactured	Installed Capacity (MTPA)
Dhulagarh – West Bengal	Anti fibrillation Compound-PE & PP	27,500
	Sioplas	4,000
	PVC Compound	6,000
Silvasa - Dadra Plant 1	PVC Compounds Cables	38,000
	HFFR	2,000
Silvasa - Dadra Plant 2	Semicon Compounds	2,500
Daman, Daman & Diu	EP Compounds	14,500
	Anti fibrillation Compound	8,500
Surangi, Dadra and Daman, UT	Semicon	8,400
	Sioplas	92,600
	Peroxide	35,000
TOTAL		2,39,000

- **Largest manufacture of polymer compounds in India with Installed capacity of 2,39,000 MT**
- **Five modern state of art manufacturing plants** situated in the state of West Bengal, Daman & Diu and Dadra & Nagar Haveli
- Strategically located at both East & West coast of India results in lower freight costs
- **World class R&D** set up under the supervision of highly competent professionals
- **Science & technology collaboration with leading institutes** like IIT Kharagpur, University Institute of Chemical Technology (Mumbai) etc.
- Judicious choice of equipment from Germany, Switzerland, Italy, Taiwan etc.

Operational Performance

Products	User Industry	Installed Capacity (TPA)	Utilization						
			FY18	FY19	FY20	FY21	FY22	FY23	Q1 FY24
Antifab/ Filled Compounds/ Master Batches	Packaging Goods	36,000	45,758*	33,776	24,154	27,435	34,684	27,244	6,021
PVC Compounds	Wire & Cable Industry. Construction Industry	44,000	31,941	31,518	33,570	23,602	18,282	21,276	5,730
Sioplas Compound / XLPE Compound/ Semicons	Power Distribution Industry / Capital Goods Industry	1,42,500	60,077*	75,166	78,623	67,785	83,729	92,818	26,274
Engineering Plastics Compounds	White Goods and Consumer durable Industry. FMEG Industry	14,500	4,845	7,213	2,831	5,273	3,323	1,938	547
HFFR	Power distribution with safety against fire hazards	2,000	-	-	-	-	-	710	130
Total		2,39,000	1,42,621	1,47,674	1,39,178	1,24,095	1,40,018	1,43,985	38,702

Note: *Capacity for FY18 for AF was 50,000 MT and Sioplas Compound was 1,28,500 MT

Antifab / Filled Compounds/ Master Batches



PVC Compounds



Sioplas Compound / XLPE Compound / Semicons



Engineering Plastics Compounds



HFFR



Diversified Customers - Domestic

Top clientele constitutes of prominent domestic and global companies

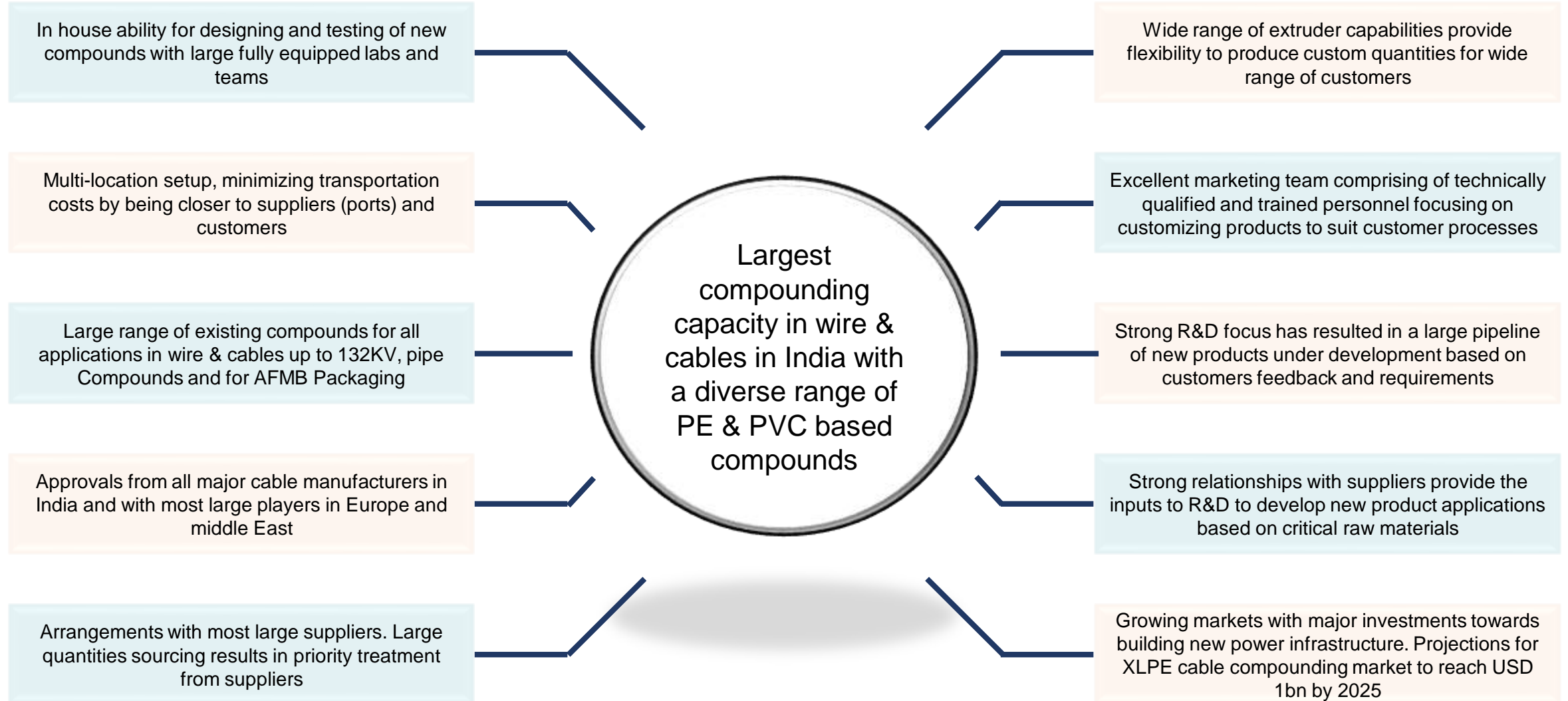
Diversified customer base across cable, footwear, pipe and packaging industry mitigates industry-specific downturn impact

Well established relationships with renowned clientele provide stability to revenues and drive business going forward



Diversified Customers - Exports





Accreditations and Industry Recognition



ISO Certificates



KEMA Approval



CPRI Approval



CACT Approval



VDE Approval

NFC 33209 Approval
French Lab



POWERGRID Approval



UL Approval



XLPE ROHS TESTS



PVC ROHS REACH TESTS



ERDA





Distributed balanced nutrition food to School Students at Surangi Govt. High School



Undertaken the CSR Initiative of providing Nutrition Supplement to TB patients in Surangi Village.



Planted over 500 trees at manufacturing units and schools



Eye check ups of 600 persons and distributed 300 eye drops and 100 specs



Installed Solar Panels at Surangi Unit, reducing 80 MT carbon emissions per month

Disclaimer and Forward-Looking Statements

- This presentation is strictly confidential and may not be copied, published, distributed or transmitted. The information in this presentation is being provided by Ddev Plastiks Industries Limited (also referred to as the 'Company'). By attending the meeting where this presentation is being made or by reading the presentation materials, you agree to be bound by the following limitations:
- The information in this presentation has been prepared for use in presentations by the Company for information purposes only and does not constitute, or should be regarded as, or form part of any offer, invitation, inducement or advertisement to sell or issue, or any solicitation or initiation of any offer to purchase or subscribe for, any securities of the Company in any jurisdiction, including the United States and India, nor shall it, or the fact of its distribution form the basis of, or be relied on in connection with, any investment decision or any contract or commitment to purchase or subscribe for any securities of the Company in any jurisdiction, including the United States and India. This presentation does not constitute a recommendation by the Company or any other party to sell or buy any securities of the Company.
- This presentation and its contents are not and should not be construed as a prospectus or an offer document, including as defined under the Companies Act, 2013, to the extent notified and in force or an offer document under the Securities and Exchange Board of India (Issue of Capital and Disclosure Requirements) Regulations, 2009 as amended.
- This presentation and its contents are strictly confidential to the recipient and should not be further distributed, re-transmitted, published or reproduced, in whole or in part, or disclosed by recipients directly or indirectly to any other person or press, for any purposes. In particular, this presentation is not for publication or distribution or release in any country where such distribution may lead to a breach of any law or regulatory requirement. No person is authorised to give any information or to make any representation not contained in or inconsistent with this presentation or/and if given or made, such information or representation must not be relied upon as having been authorised by us. Receipt of this presentation constitutes an express agreement to be bound by such confidentiality and the other terms set out herein. Any failure to comply with this restriction may constitute a violation of applicable securities laws.
- No representation or warranty, express or implied, is made as to, and no reliance should be placed on, the fairness, accuracy, completeness or correctness of the information or opinions contained in this presentation. Neither the Company nor any of its affiliates, advisors or representatives shall have any responsibility or liability whatsoever (for negligence or otherwise) for any loss howsoever arising from any use of this presentation or its contents or otherwise arising in connection with this presentation. The information set out herein may be subject to updating, completion, revision, verification and amendment and such information may change materially. This presentation is based on the economic, regulatory, market and other conditions as in effect on the date hereof. It should be understood that subsequent developments may affect the information contained in this presentation, which neither the Company nor its affiliates, advisors or representatives are under an obligation to update, revise or affirm.
- This presentation contains forward-looking statements based on the currently held beliefs and assumptions of the management of the Company, which are expressed in good faith and, in their opinion, reasonable. Forward-looking statements involve known and unknown risks, uncertainties and other factors, which may cause the actual results, financial condition, performance, or achievements of the Company or industry results, to differ materially from the results, financial condition, performance or achievements expressed or implied by such forward-looking statements. Unless otherwise indicated, the information contained herein is preliminary and indicative and is based on management information, current plans and estimates. Industry and market-related information is obtained or derived from industry publications and other sources and has not been independently verified by us. Given these risks, uncertainties and other factors, recipients of this document are cautioned not to place undue reliance on these forward-looking statements. The Company disclaims any obligation to update these forward-looking statements to reflect future events or developments.

For further information please contact:

Ddev Plastiks Industries Limited

Tanvi Goenka

Company Secretary and Compliance Officer

tanvi.goenka@ddevgroup.in

Contact: +91 6292242145

Churchgate Partners

Anvita Raghuram / Atul Modi

Investor Relations Advisor

ddev@churchgatepartners.com

Contact: +91 22 6169 5988

Registered Office

2B, Pretoria Street,
Kolkata - 700 071

Phone: +91 33 22823744/45/8818

Fax: +91 33 22823739

Email: kolkata@ddevgroup.in

Mumbai Office

106, Laxmi Plaza, Laxmi Industrial Estate,
New Link Road, Andheri (West), Mumbai - 400 053

Phone: +91 22 67021470/71/72

Fax: +91 22 6702 1473

Email: mumbai@ddevgroup.in



www.ddevgroup.in

Ddev Plastiks Industries Limited



Filler Compounds

Color Masterbatch

66KV XLPE Cable

XLPE Cable

Engineering Plastics

PVC Compounds