

By E-filing

Date May 20, 2019

BSE Ltd. 1 st Floor, New Trading Ring, Rotunda Building, P.J. Tower, Dalal Street, Fort, MUMBAI-400 001 e-mail- corp.relations@bseindia.com Fax-022-22723121/1278/1557/3354 Thru : BSE Listing Centre	National Stock Exchange of India Ltd., Exchange Plaza, 5 th Floor, Plot No. C/1, G Block, Bandra-Kurla Complex, Bandra (E), MUMBAI-400 051 e-mail cmlist@nse.co.in Fax-022-26598237/8238/8347/8348 Thru : NEAPS
STOCK CODE: 533655	STOCK CODE: TRITURBINE

Dear Sirs,

Sub: Outcome of the Board Meeting held on May 20, 2019

This is to inform you that the Board of Directors of the Company at their meeting held today i.e. May 20, 2019, has inter alia transacted the following business:

1. Financial Results

Approved the Audited financial Results of the Company (Stand-alone and consolidated) for the fourth quarter and financial year ended March 31, 2019.

M/s Walker Chandiook & Co., Chartered Accountants, the statutory auditors of the Company have issued auditors report with an unmodified opinion on the financial statements.

2. Appointment of Independent Director

Subject to approval of the shareholders appointed Mr. Shailendra Bhandari (DIN 00317334) as Additional Director and as Non-Executive Independent Director for a period of five (5) years with immediate effect i.e. May 20, 2019. The brief resume of Mr. Bhandari is attached as Annexure 1. Mr. Bhandari is not related to any of the Directors, Key Managerial Personnel or Promoters of the Company. It is confirmed that he is not debarred for holding the office of directors by virtue of any SEBI order or the order of any statutory authority.

Pursuant to Regulation 33 of the SEBI (Listing Obligations and Disclosure Requirements) Regulations, 2015, we enclose the following:

1. Annual audited financial results of the Company (Stand-alone and Consolidated) alongwith notes thereon in the prescribed format for the financial year ended March 31, 2019.
2. Audit Report on the Audited financial Results (Stand alone and Consolidated) .
3. A copy of the results to be published

The meeting of the Board commenced at 1.30 p.m. (IST) and concluded at 7.45 p.m. (IST)

This is for your information and record.

Thanking you,

Yours faithfully,
For Triveni Turbine Ltd.,



Rajiv Sawhney
Company Secretary

Encl: As above

Annexure 1

Mr. Shailendra Bhandari aged 60 years is a seasoned finance professional backed with an impressive track record of accomplishments. His areas of expertise include Banking, Private Equity and Mutual Funds. He holds a Master degree in Management from IIM, Ahmedabad. He is also Bachelor of Arts (Honours) in Economics. He currently serves on the Board of Directors at Future Retail Ltd. He is also serving as a Senior Advisor to Gaja Advisors Ltd. which is a medium sized India focused Private Equity Fund, active in both Finance and Non-Finance areas. Earlier, he was the Managing Director & CEO of ING Vysya Bank Ltd and was a part of ING's Leadership Group comprising its Top 100 people across all Global businesses. He has also served as the founding head of the Tata's entry into the Private Equity space. He was the Managing Director and CEO of Centurion Bank of Punjab. He has also served as a Member of the Managing Committee of the Indian Banks Association and was on the Managing Committee of the Bombay Chambers of Commerce & Industry. He was nominated to the Managing Committee of ASSOCHAM. He has also worked as Managing Director and CEO of Prudential ICICI Asset Management and was instrumental in growth of said fund to be the largest private sector mutual fund. He was also part of the core team to set up HDFC Bank as Treasurer and Executive Director.

Walker Chandiook & Co LLP


Walker Chandiook & Co LLP
5th Floor, No. 65/2, Block "A",
Bagmane Tridib, Bagmane Tech Park
C V Raman Nagar, Bengaluru 560093
India

T +91 80 4243 0700
F +91 80 4126 1228

Independent Auditor's Report on Standalone Financial Results of the Company Pursuant to the Regulation 33 of the SEBI (Listing Obligations and Disclosure Requirements) Regulations, 2015

To the Board of Directors of Triveni Turbine Limited

1. We have audited the standalone financial results of Triveni Turbine Limited ('the Company') for the year ended 31 March 2019, being submitted by the Company pursuant to the requirement of Regulation 33 of the SEBI (Listing Obligations and Disclosure Requirements) Regulations, 2015. Attention is drawn to Note 5 to the standalone financial results regarding the figures for the quarter ended 31 March 2019 as reported in these standalone financial results, which are the balancing figures between audited standalone figures in respect of the full financial year and the published standalone year to date figures up to the end of the third quarter of the financial year. Also, the figures up to the end of the third quarter had only been reviewed and not subjected to audit. These standalone financial results are based on the standalone financial statements for the year ended 31 March 2019 prepared in accordance with the accounting principles generally accepted in India, including Indian Accounting Standards ('Ind AS') specified under Section 133 of the Companies Act, 2013 ('the Act') and published standalone year to date figures up to the end of the third quarter of the financial year prepared in accordance with the recognition and measurement principles laid down in Ind AS 34, Interim Financial Reporting, specified under Section 133 of the Act, and SEBI Circulars CIR/CFD/CMD/15/2015 dated 30 November 2015 and CIR/CFD/FAC/62/2016 dated 5 July 2016, which are the responsibility of the Company's management. Our responsibility is to express an opinion on these standalone financial results based on our audit of the standalone financial statements for the year ended 31 March 2019 and our review of standalone financial results for the nine months period ended 31 December 2018.
2. We conducted our audit in accordance with the auditing standards generally accepted in India. Those standards require that we plan and perform the audit to obtain reasonable assurance about whether the financial results are free of material misstatement(s). An audit includes examining, on a test basis, evidence supporting the amounts disclosed as financial results. An audit also includes assessing the accounting principles used and significant estimates made by management. We believe that our audit provides a reasonable basis for our opinion.





Walker Chandiook & Co LLP

Independent Auditor's Report on Standalone Financial Results of the Company Pursuant to the Regulation 33 of the SEBI (Listing Obligations and Disclosure Requirements) Regulations, 2015

3. In our opinion and to the best of our information and according to the explanations given to us, the standalone financial results:
- (i) are presented in accordance with the requirements of Regulation 33 of the SEBI (Listing Obligations and Disclosure Requirements) Regulations, 2015, read with SEBI Circulars CIR/CFD/CMD/15/2015 dated 30 November 2015 and CIR/CFD/FAC/62/2016 dated 5 July 2016 in this regard; and
 - (ii) give a true and fair view of the standalone net profit (including other comprehensive income) and other financial information in conformity with the accounting principles generally accepted in India including Ind AS specified under Section 133 of the Act for the year ended 31 March 2019.

For Walker Chandiook & Co LLP
Chartered Accountants
Firm Registration No.: 001076N/N500013


Vijay Vikram Singh
Partner
Membership No. 059139



Noida
20 May 2019



TRIVENI TURBINE LIMITED
 Regd. Office: A-44, Hosiery Complex, Phase II Extension, Noida, U.P. - 201 305
 Corp. Office : 8th Floor, Express Trade Towers, 15-16, Sector-16A, Noida, U.P - 201 301
 CIN : L29110UP1995PLC041834

Statement of standalone audited financial results for quarter and year ended March 31, 2019

(₹ in lakhs, except per share data)

Particulars	Three months ended			Year ended	
	March 31, 2019	December 31, 2018	March 31, 2018	March 31, 2019	March 31, 2018
	Audited	Unaudited	Audited	Audited	Audited
1. Revenue from operations (Refer note 2)	23,708	20,519	23,986	82,879	74,314
2. Other income	548	176	383	1,618	880
Total income	24,256	20,695	24,369	84,497	75,194
3. Expenses					
(a) Cost of materials consumed	14,016	13,681	13,434	50,680	37,838
(b) Changes in inventories of finished goods and work-in-progress	319	(1,888)	(1,189)	(4,114)	699
(c) Excise duty on sale of goods (Refer note 2)	-	-	-	-	222
(d) Employee benefits expense	2,333	2,347	2,062	9,117	7,962
(e) Finance costs	74	33	1	112	53
(f) Depreciation and amortisation expense	526	527	533	2,010	1,911
(g) Other expenses	3,317	3,054	3,681	13,122	11,909
Total expenses	20,585	17,754	18,522	70,927	60,594
4. Profit from continuing operations before exceptional items and tax	3,671	2,941	5,847	13,570	14,600
5. Exceptional items (net)- income/(expense)	-	-	-	-	-
6. Profit from continuing operations before tax	3,671	2,941	5,847	13,570	14,600
7. Tax expense:					
- Current tax	1,063	1,005	2,040	4,418	5,084
- Deferred tax	274	39	(123)	397	(307)
Total tax expense	1,337	1,044	1,917	4,815	4,777
8. Profit from continuing operations after tax	2,334	1,897	3,930	8,755	9,823
9. Profit/(loss) from discontinued operations	-	-	-	-	-
10. Tax expense of discontinued operations	-	-	-	-	-
11. Profit/(loss) from discontinued operations (after tax)	-	-	-	-	-
12. Profit for the period	2,334	1,897	3,930	8,755	9,823
13. Other comprehensive income					
A. (i) Items that will not be reclassified to profit or loss	(52)	-	53	(52)	53
(ii) Income tax relating to items that will not be reclassified to profit or loss	18	-	(18)	18	(18)
B. (i) Items that will be reclassified to profit or loss	199	1,413	(606)	728	(72)
(ii) Income tax relating to items that will be reclassified to profit or loss	(69)	(494)	210	(254)	25
	96	919	(361)	440	(12)
14. Total comprehensive income for the period	2,430	2,816	3,569	9,195	9,811
15. Paid up equity share capital (face value ₹ 1/-) (Refer note 4)	3,233	3,300	3,300	3,233	3,300
16. Other equity (Refer note 4)				38,260	41,315
17. Earnings per share of ₹ 1/- each (for continuing and total operations) - (not annualised)					
(a) Basic (in ₹)	0.72	0.57	1.19	2.66	2.98
(b) Diluted (in ₹)	0.72	0.57	1.19	2.66	2.98



See accompanying notes to the standalone financial results



TRIVENI TURBINE LIMITED
Statement of standalone assets and liabilities

(₹ in lakhs)

Particulars	As at	As at
	March 31, 2019	March 31, 2018
	Audited	Audited
ASSETS		
Non-current assets		
Property, plant and equipment	25,085	22,091
Capital work-in-progress	433	3,851
Intangible assets	357	471
Intangible assets under development	70	-
Investments in subsidiary and joint venture	985	985
Financial assets		
i. Trade receivables	120	124
ii. Loans	2	2
iii. Other financial assets	71	58
Other non-current assets	179	143
Income tax assets (net)	139	128
Total non-current assets	27,441	27,853
Current assets		
Inventories	21,675	18,071
Financial assets		
i. Investments	501	906
ii. Trade receivables	17,278	20,581
iii. Cash and cash equivalents	1,289	410
iv. Bank balances other than cash and cash equivalents	15	109
v. Loans	24	22
vi. Other financial assets	1,432	272
Other current assets	2,273	5,901
	44,487	46,272
Assets classified as held for sale	26	26
Total current assets	44,513	46,298
TOTAL ASSETS	71,954	74,151
EQUITY AND LIABILITIES		
EQUITY		
Equity share capital	3,233	3,300
Other equity	38,260	41,315
Total equity	41,493	44,615
LIABILITIES		
Non-current liabilities		
Financial liabilities		
i. Borrowings	-	5
Provisions	596	375
Deferred tax liabilities (net)	1,409	775
Total non-current liabilities	2,005	1,155
Current liabilities		
Financial liabilities		
i. Borrowings	-	-
ii. Trade payables		
a) Total outstanding dues of micro enterprises and small enterprises	1,008	965
b) Total outstanding dues of creditors other than micro enterprises and small enterprises	10,873	13,512
iii. Other financial liabilities	1,317	907
Other current liabilities	13,902	11,270
Provisions	844	878
Income tax liabilities (net)	512	849
Total current liabilities	28,456	28,381
Total liabilities	30,461	29,536
TOTAL EQUITY AND LIABILITIES	71,954	74,151




TRIVENI TURBINE LIMITED

Notes to the standalone audited financial results for the quarter and year ended March 31, 2019

1. The Company primarily operates in a single reportable segment - Power Generating Equipment and Solutions.
2. Post implementation of Goods and Services Tax ("GST") with effect from July 1, 2017, revenue from operations is disclosed net of GST. Revenue from operations for the year ended March 31, 2018 includes excise duty up to June 30, 2017 which is now subsumed in the GST. Accordingly, revenue from operations for the year ended March 31, 2019 is not comparable with year ended March 31, 2018.
3. Effective April 1, 2018, the Company has adopted Ind AS 115 "Revenue from Contracts with Customers" using the modified retrospective method. The provisions of the new standard require recognition of revenue at transaction price net of variable consideration which were earlier accounted as an expense. Based on the assessment done by the Company, there is no material impact on the standalone financial results for current year.
4. During the quarter and year ended 31 March 2019, the Company has completed the buy back of shares by extinguishing 6,666,666 fully paid-up equity shares of face value of ₹ 1/-each at a price of ₹ 150/- per share paid in cash for an aggregate consideration of ₹ 10,000 lakhs. The same has been recorded as reduction of Equity Share Capital by ₹ 67 lakhs and Other Equity by ₹ 9,933 lakhs.
5. The figures for the last quarter are the balancing figures between the audited figures in respect of the full financial year and the published year to date figures up to third quarter of the financial year.
6. The above audited standalone financial results of the Company for the quarter and year ended March 31, 2019 have been reviewed and recommended for adoption by the Audit Committee and approved by the Board of Directors of the Company at their respective meetings held on May 20, 2019. The Statutory Auditors have carried out audit of the above financial results.
7. The figures of the previous year under various heads have been regrouped to the extent necessary.


For Triveni Turbine Limited



Dhruv M. Sawhney
Chairman & Managing Director

Place : Noida (U.P.)

Date : May 20, 2019



Walker Chandiook & Co LLP


Walker Chandiook & Co LLP
5th Floor, No. 65/2, Block "A",
Bagmane Tridib, Bagmane Tech Park
C V Raman Nagar, Bengaluru 560093
India

T +91 80 4243 0700
F +91 80 4126 1228

Independent Auditor's Report on Consolidated Financial Results of the Company Pursuant to the Regulation 33 of the SEBI (Listing Obligations and Disclosure Requirements) Regulations, 2015

To the Board of Directors of Triveni Turbine Limited

1. We have audited the consolidated financial results of Triveni Turbine Limited ('the Holding Company') and its subsidiaries (the Holding Company and its subsidiaries together referred to as 'the Group'), and its joint venture (Refer Annexure 1 for the list of subsidiaries and joint venture included in the Statement) for the year ended 31 March 2019, being submitted by the Holding Company pursuant to the requirement of Regulation 33 of the SEBI (Listing Obligations and Disclosure Requirements) Regulations, 2015. Attention is drawn to Note 5 to the consolidated financial results regarding the figures for the quarter ended 31 March 2019 as reported in these consolidated financial results, which are the balancing figures between audited consolidated figures in respect of the full financial year and the published consolidated year to date figures up to the end of the third quarter of the financial year. Also, the figures up to the end of the third quarter had only been reviewed and not subjected to audit. These consolidated financial results are based on the consolidated financial statements for the year ended 31 March 2019 prepared in accordance with the accounting principles generally accepted in India, including Indian Accounting Standards ('Ind AS') specified under Section 133 of the Companies Act, 2013 ('the Act') and published consolidated year to date figures up to the end of the third quarter of the financial year prepared in accordance with the recognition and measurement principles laid down in Ind AS 34, Interim Financial Reporting, specified under Section 133 of the Act, and SEBI Circulars CIR/CFD/CMD/15/2015 dated 30 November 2015 and CIR/CFD/FAC/62/2016 dated 5 July 2016, which are the responsibility of the Holding Company's management. Our responsibility is to express an opinion on these consolidated financial results based on our audit of the consolidated financial statements for the year ended 31 March 2019 and our review of consolidated financial results for the nine months period ended 31 December 2018.
2. We conducted our audit in accordance with the auditing standards generally accepted in India. Those standards require that we plan and perform the audit to obtain reasonable assurance about whether the financial results are free of material misstatement(s). An audit includes examining, on a test basis, evidence supporting the amounts disclosed as financial results. An audit also includes assessing the accounting principles used and significant estimates made by management. We believe that our audit provides a reasonable basis for our opinion.
3. In our opinion and to the best of our information and according to the explanations given to us and based on the consideration of the reports of other auditors on separate financial results and on other financial information of the subsidiaries and joint venture, the consolidated financial results:



Chartered Accountants


Offices in Bengaluru, Chandigarh, Chennai, Gurugram, Hyderabad, Kochi, Kolkata, Mumbai, New Delhi, Noida and Pune

Walker Chandiook & Co LLP is registered with limited liability with identification number AAC-2085 and its registered office at L-41 Connaught Circus, New Delhi, 110001, India

Independent Auditor's Report on Consolidated Financial Results of the Company Pursuant to the Regulation 33 of the SEBI (Listing Obligations and Disclosure Requirements) Regulations, 2015

- (i) include the financial results for the year ended 31 March 2019, of the entities listed in Annexure I;
 - (ii) are presented in accordance with the requirements of Regulation 33 of the SEBI (Listing Obligations and Disclosure Requirements) Regulations, 2015, read with SEBI Circulars CIR/CFD/CMD/15/2015 dated 30 November 2015 and CIR/CFD/FAC/62/2016 dated 5 July 2016 in this regard; and
 - (iii) give a true and fair view of the consolidated net profit (including other comprehensive income) and other financial information in conformity with the accounting principles generally accepted in India including Ind AS specified under Section 133 of the Act for the year ended 31 March 2019.
4. We did not audit the financial statements of three subsidiaries, whose financial statements reflect total assets of ₹ 2,602 lakhs and net assets of ₹ 1,585 lakhs as at 31 March 2019, and total revenues of ₹ 5,108 lakhs for the year ended on that date, as considered in the consolidated financial results. The consolidated financial results also include the Group's share of net profit (including other comprehensive income) of ₹ 449 lakhs for the year ended 31 March 2019, as considered in the consolidated financial results, in respect of one joint venture, whose financial statements have not been audited by us. These financial statements have been audited by other auditors whose reports have been furnished to us by the management and our opinion on the consolidated financial results, in so far as it relates to the amounts and disclosures included in respect of these subsidiaries and joint ventures, and our report in terms of Regulation 33 of the SEBI (Listing Obligations and Disclosure Requirements) Regulations, 2015, read with SEBI Circulars CIR/CFD/CMD/15/2015 dated 30 November 2015 and CIR/CFD/FAC/62/2016 dated 5 July 2016, in so far as it relates to the aforesaid subsidiaries and joint venture, are based solely on the reports of such other auditors.

Further, of these subsidiaries and joint venture, three subsidiaries are located outside India whose financial statements and other financial information have been prepared in accordance with accounting principles generally accepted in their respective countries and which have been audited by other auditors under generally accepted auditing standards applicable in their respective countries. The Company's management has converted the financial statements of such subsidiaries located outside India from accounting principles generally accepted in their respective countries to accounting principles generally accepted in India. We have audited these conversion adjustments made by the Company's management. Our opinion, in so far as it relates to the financial information of such subsidiaries located outside India, is based on the reports of other auditors and the conversion adjustments prepared by the management of the Company and audited by us.



Walker Chandiook & Co LLP


Independent Auditor's Report on Consolidated Financial Results of the Company Pursuant to the Regulation 33 of the SEBI (Listing Obligations and Disclosure Requirements) Regulations, 2015

Our opinion on the consolidated financial results is not modified in respect of this matter with respect to our reliance on the work done by and the reports of the other auditors.

For Walker Chandiook & Co LLP
Chartered Accountants
Firm Registration No.: 001076N/N500013

Vijay V Singh

Vijay Vikram Singh
Partner
Membership No. 059139



Noida
20 May 2019

Walker Chandiook & Co LLP

Independent Auditor's Report on Consolidated Financial Results of the Company Pursuant to the Regulation 33 of the SEBI (Listing Obligations and Disclosure Requirements) Regulations, 2015

Annexure 1


List of entities included in the Statement

Subsidiaries:

- (a) Triveni Turbines Europe Private Limited
- (b) Triveni Turbines DMCC
- (c) Triveni Turbines Africa (Pty) Ltd

Joint venture:

GE Triveni Limited





TRIVENI TURBINE LIMITED
 Regd. Office: A-44, Hosiery Complex, Phase II Extension, Noida, U.P. - 201 305
 Corp. Office : 8th Floor, Express Trade Towers, 15-16, Sector-16A, Noida, U.P - 201 301
 CIN : L29110UP1995PLC041834

Statement of consolidated audited financial results for the quarter and year ended March 31, 2019

(₹ in lakhs, except per share data)

Particulars	Three months ended			Year ended	
	March 31, 2019	December 31, 2018	March 31, 2018	March 31, 2019	March 31, 2018
	Audited	Unaudited	Audited	Audited	Audited
1. Revenue from operations (Refer note 2)	23,965	21,134	24,413	83,999	75,332
2. Other income	553	184	350	1,619	814
Total income	24,518	21,318	24,763	85,618	76,146
3. Expenses					
(a) Cost of materials consumed	14,068	13,731	13,375	51,033	37,827
(b) Changes in inventories of finished goods and work-in-progress	310	(1,632)	(1,138)	(4,123)	699
(c) Excise duty on sale of goods (Refer note 2)	-	-	-	-	222
(d) Employee benefits expense	2,534	2,561	2,291	9,912	8,806
(e) Finance costs	74	33	1	112	53
(f) Depreciation and amortisation expense	526	528	533	2,012	1,912
(g) Other expenses	3,052	2,886	3,941	12,051	11,997
Total expenses	20,564	18,107	19,003	70,997	61,516
4. Profit from continuing operations before share of profit / (loss) from a joint venture, exceptional items and tax	3,954	3,211	5,760	14,621	14,630
5. Share of profit / (loss) of joint venture	230	122	(326)	317	(250)
6. Profit from continuing operations before exceptional items and tax	4,184	3,333	5,434	14,938	14,380
7. Exceptional items (net)- income/ (expense)	-	-	-	-	-
8. Profit from continuing operations before tax	4,184	3,333	5,434	14,938	14,380
9. Tax expense:					
- Current tax	1,083	1,011	2,019	4,518	5,088
- Deferred tax	274	39	(123)	397	(307)
Total tax expense	1,357	1,050	1,896	4,915	4,781
10. Profit from continuing operations after tax	2,827	2,283	3,538	10,023	9,599
11. Profit/(loss) from discontinued operations	-	-	-	-	-
12. Tax expense of discontinued operations	-	-	-	-	-
13. Profit/(loss) from discontinued operations (after tax)	-	-	-	-	-
14. Profit for the period	2,827	2,283	3,538	10,023	9,599
Profit for the period attributable to:					
- Owners of the parent	2,827	2,283	3,538	10,023	9,599
- Non-controlling interest	-	-	-	-	-
15. Other comprehensive income					
A. (i) Items that will not be reclassified to profit or loss	(52)	-	54	(52)	54
(ii) Income tax relating to items that will not be reclassified to profit or loss	18	-	(18)	18	(18)
B. (i) Items that will be reclassified to profit or loss	201	1,342	(577)	707	(25)
(ii) Income tax relating to items that will be reclassified to profit or loss	(69)	(494)	210	(254)	25
	98	848	(331)	419	36
Other comprehensive income attributable to:					
- Owners of the parent	98	848	(331)	419	36
- Non-controlling interest	-	-	-	-	-
16. Total comprehensive income for the period	2,925	3,131	3,207	10,442	9,635
Total comprehensive income attributable to:					
- Owners of the parent	2,925	3,131	3,207	10,442	9,635
- Non-controlling interest	-	-	-	-	-
17. Paid up equity share capital (face value ₹ 1/-) (Refer note 4)	3,233	3,300	3,300	3,233	3,300
18. Other equity (Refer note 4)				40,106	41,913
19. Earnings per share of ₹ 1/- each (for continuing and total operations) - (not annualised)					
(a) Basic (in ₹)	0.87	0.69	1.07	3.05	2.91
(b) Diluted (in ₹)	0.87	0.69	1.07	3.05	2.91



See accompanying notes to the consolidated financial results



TRIVENI TURBINE LIMITED
Statement of consolidated assets and liabilities

(₹ in lakhs)

Particulars	As at	As at
	March 31, 2019	March 31, 2018
	Audited	Audited
ASSETS		
Non-current assets		
Property, plant and equipment	25,089	22,096
Capital work-in-progress	433	3,851
Intangible assets	357	471
Intangible assets under development	70	-
Investments in subsidiary and joint venture	1,383	1,066
Financial assets		
i. Trade receivables	120	124
ii. Loans	2	2
iii. Other financial assets	71	58
Other non-current assets	179	143
Income tax assets (net)	150	138
Total non-current assets	27,854	27,949
Current assets		
Inventories	21,684	18,071
Financial assets		
i. Investments	501	906
ii. Trade receivables	17,495	20,777
iii. Cash and cash equivalents	2,702	1,154
iv. Bank balances other than cash and cash equivalents	15	109
v. Loans	24	22
vi. Other financial assets	1,463	281
Other current assets	2,326	5,978
	46,210	47,298
Assets classified as held for sale	26	26
Total current assets	46,236	47,324
TOTAL ASSETS	74,090	75,273
EQUITY AND LIABILITIES		
EQUITY		
Equity share capital	3,233	3,300
Other equity	40,106	41,913
Total equity	43,339	45,213
LIABILITIES		
Non-current liabilities		
Financial liabilities		
i. Borrowings	-	5
Provisions	680	434
Deferred tax liabilities (net)	1,409	775
Total non-current liabilities	2,089	1,214
Current liabilities		
Financial liabilities		
i. Borrowings	-	-
ii. Trade payables		
a) Total outstanding dues of micro enterprises and small enterprises	1,008	965
b) Total outstanding dues of creditors other than micro enterprises and small enterprises	10,651	13,680
iii. Other financial liabilities	1,355	956
Other current liabilities	14,199	11,504
Provisions	844	878
Income tax liabilities (net)	605	863
Total current liabilities	28,662	28,846
Total liabilities	30,751	30,060
TOTAL EQUITY AND LIABILITIES	74,090	75,273



TRIVENI TURBINE LIMITED

Notes to the consolidated audited financial results for the quarter and year ended March 31, 2019

1. The Company and its subsidiaries primarily operate in a single reportable segment – Power Generating Equipment and Solutions.
2. Post implementation of Goods and Services Tax ("GST") with effect from July 1, 2017, revenue from operations is disclosed net of GST. Revenue from operations for the year ended March 31, 2018 includes excise duty up to June 30, 2017 which is now subsumed in the GST. Accordingly, revenue from operations for the year ended March 31, 2019 is not comparable with year ended March 31, 2018.
3. Effective April 1, 2018, the Company has adopted Ind AS 115 "Revenue from Contracts with Customers" using the modified retrospective method. The provisions of the new standard require recognition of revenue at transaction price net of variable consideration which were earlier accounted as an expense. Based on the assessment done by the Company, there is no material impact on the consolidated financial results for current year.
4. During the quarter and year ended 31 March 2019, the Company has completed the buy back of shares by extinguishing 6,666,666 fully paid-up equity shares of face value of ₹ 1/- each at a price of ₹ 150/- per share paid in cash for an aggregate consideration of ₹ 10,000 lakhs. The same has been recorded as reduction of Equity Share Capital by ₹ 67 lakhs and Other Equity by ₹ 9,933 lakhs.
5. The figures for the last quarter are the balancing figures between the audited figures in respect of the full financial year and the published year to date figures up to third quarter of the financial year.
6. The audited standalone results of the Company are available on the Company's website (www.triveniturbines.com), website of BSE (www.bseindia.com) and NSE (www.nseindia.com). Summarised standalone financial performance of the Parent Company is as under :


(₹ in lakhs)



Particulars	Three Months ended			Year ended	
	March 31, 2019	December 31, 2018	March 31, 2018	March 31, 2019	March 31, 2018
	Audited	Unaudited	Audited	Audited	Audited
Revenue from operations	23,708	20,519	23,986	82,879	74,314
Profit before tax	3,671	2,941	5,847	13,570	14,600
Net profit after tax	2,334	1,897	3,930	8,755	9,823
Total comprehensive income	2,430	2,816	3,569	9,195	9,811

7. The above audited consolidated financial results of the Company for the quarter and year ended March 31, 2019 have been reviewed and recommended for adoption by the Audit Committee and approved by the Board of Directors of the Company at their respective meetings held on May 20, 2019. The Statutory Auditors have carried out audit of the above financial results.
8. The figures of the previous year under various heads have been regrouped to the extent necessary.

Place : Noida (U.P.)
Date : May 20, 2019

For Triveni Turbine Limited


Dhruv M. Sawhney
Chairman & Managing Director



TRIVENI TURBINE LIMITED

Regd. Office : A-44, Hosiery Complex, Phase II Extension, Noida, U.P. - 201 305
 Corp. Office : 8th Floor, Express Trade Towers, 15-16, Sector-16A, Noida, U.P - 201 301
 Website : www.triveniturbines.com
 CIN : L29110UP1995PLC041834

Statement of Consolidated Audited Financial Results for the quarter and year ended March 31, 2019

(₹ in lakhs, except per share data)

Particulars	3 Months ended		Year ended	
	31/Mar/2019 (Audited)	31/Mar/2018 (Audited)	31/Mar/2019 (Audited)	31/Mar/2018 (Audited)
Total Income from Operations	23,965	24,413	83,999	75,332
Net Profit/(Loss) for the period (before Tax and Exceptional items)	4,184	5,434	14,938	14,380
Net Profit/(Loss) for the period before tax (after Exceptional items)	4,184	5,434	14,938	14,380
Net Profit/(Loss) for the period after tax (after Exceptional items)	2,827	3,538	10,023	9,599
Total Comprehensive income for the period [Comprising Profit/(Loss) for the period (after tax) and Other Comprehensive Income (after tax)]	2,925	3,207	10,442	9,635
Equity Share Capital	3,233	3,300	3,233	3,300
Other Equity			40,106	41,913
Earnings per share of ₹ 1/- each (not annualised)				
(a) Basic (in ₹)	0.87	1.07	3.05	2.91
(b) Diluted (in ₹)	0.87	1.07	3.05	2.91

Notes :

1. Summarised Standalone Audited Financial Performance of the Company is as under :

Particulars	3 Months ended		Year ended	
	31/Mar/2019 (Audited)	31/Mar/2018 (Audited)	31/Mar/2019 (Audited)	31/Mar/2018 (Audited)
Total Income from Operations	23,708	23,986	82,879	74,314
Profit/(Loss) before tax	3,671	5,847	13,570	14,600
Profit/(Loss) after tax	2,334	3,930	8,755	9,823
Total Comprehensive Income	2,430	3,569	9,195	9,811

2. The above is an extract of the detailed format of financial results for the quarter and year ended March 31, 2019 filed with the Stock Exchanges under Regulation 33 of the SEBI (Listing and Other Disclosure Requirements) Regulations, 2015. The full format of the financial results for the quarter and year ended March 31, 2019 are available on the Stock Exchange's websites (www.bseindia.com and www.nseindia.com) and on the Company's website (www.triveniturbines.com).
3. During the quarter and year ended 31 March 2019, the Company has completed the buy back of shares by extinguishing 66,66,666 fully paid-up equity shares of face value of ₹ 1/- each at a price of ₹ 150/- per share paid in cash for an aggregate consideration of ₹ 10,000 lakhs. The same has been recorded as reduction of Equity Share Capital by ₹ 67 lakhs and Other Equity by ₹ 9,933 lakhs.

For Triveni Turbine Limited



Dhruv M. Sawhney

Chairman & Managing Director

Place : Noida (U.P.)

Date : May 20, 2019