

13<sup>th</sup> November, 2019

To

The Listing/Compliance Department  
The National Stock Exchange of India Limited  
"Exchange Plaza"  
Bandra Kurla Complex, Bandra (E)  
Mumbai - 400 051  
**Stock Code: SAKSOFT**

The Listing/Compliance Department  
BSE Limited  
Floor No.25, Phiroze Jeejeebhoy Towers,  
Dalal Street,  
Mumbai - 400 001  
**Stock Code: 590051**

Dear Sir/Madam,

**Sub: Intimation on the Outcome of the Board Meeting held on 13<sup>th</sup> November, 2019 and Disclosures under SEBI (Listing Obligations and Disclosure Requirements) Regulations, 2015**

In terms of Regulation 30, 33 and 42 of SEBI (Listing Obligations and Disclosure Requirements) Regulations, 2015, we wish to inform that the Board of Directors at their meeting held today had inter - alia,

- a) Considered and approved the Unaudited Standalone and Consolidated Financial Results of the Company for the second quarter and half year ended 30<sup>th</sup> September, 2019 pursuant to Regulation 33 of SEBI (Listing Obligations and Disclosure Requirements) Regulations, 2015.
- b) Declared payment of Interim Dividend @ Rs. 2/-per share (20%) on equity share of Rs. 10/- each for the financial year 2019-20. To ascertain the eligibility of shareholders of the Company entitled for the payment of interim dividend the record date is fixed as 25<sup>th</sup> November, 2019. The Interim Dividend on equity shares as declared by the Company will be paid within thirty days from the date of declaration.

The meeting of the Board of Directors of the Company commenced at 11:15 AM and concluded at 12:30 PM.

We request you to kindly take the above on record.

For Saksoft Limited



**S.Muthukrishnan**  
Company Secretary



# R.G.N. PRICE & CO.,

## CHARTERED ACCOUNTANTS

Phone : 28413633 & 28583494  
E-Mail : price@rgnprice.com  
Offices at : Mumbai, Bengaluru, New Delhi,  
Kochi, Kollam & Kozhikode

Simpson's Buildings,  
861, Anna Salai,  
Chennai - 600 002

### Independent Auditor's Review Report on Review of Consolidated Interim Financial Results To the Board of Directors of M/s. Saksoft Limited

1. We have reviewed the accompanying Statement of Consolidated Unaudited Financial Results of Saksoft Limited ('the Holding Company') and its subsidiaries (the Holding Company and its subsidiaries together referred to as 'the Group'), for the quarter and six months ended 30th September 2019, ('the Consolidated Statement'), the unaudited consolidated statement of asset and liabilities as at 30<sup>th</sup> September 2019 and the unaudited consolidated statement of cash flows for the six months ended 30<sup>th</sup> September 2019, insofar as it relates to the amounts and disclosures for the quarter and six months ended 30th September 2019, being submitted by the Holding Company pursuant to the requirement of Regulation 33 of the SEBI (Listing Obligations and Disclosure Requirements) Regulations, 2015 read with Circular No. CIR / CFD / FAC/ 62/ 2016 dated 5<sup>th</sup> July, 2016. This Statement is the responsibility of the Holding Company's Management and is approved by the Board of Directors of the Holding Company. Our responsibility is to issue a report on the Statement based on our limited review.
2. Attention is drawn to the fact that the consolidated cash flows for the corresponding half year ended 30<sup>th</sup> September 2018 have not been subjected to our review.
3. We conducted our review of the Statement, insofar as it relates to the amounts and disclosures for the quarter and six months ended 30th September 2019, in accordance with the Standard of Review Engagements (SRE) 2410 'Review of Interim Financial Information Performed by the Independent Auditor of the Entity', issued by the Institute of Chartered Accountants of India. This Standard requires that we plan and perform the review to obtain moderate assurance as to whether the Statement is free of material misstatement. A review is limited primarily to inquiries of Holding Company personnel and an analytical procedure applied to financial data and thus provides less assurance than an audit. We have not performed an audit and, accordingly, we do not express an audit opinion.
4. We did not review the unaudited consolidated financial information of two subsidiaries and a trust, included in the consolidated financial results for the quarter and six months ended 30<sup>th</sup> September 2019, whose financial statements reflect total assets of Rs.637.55 million as at 30<sup>th</sup> September 2019 and total revenues of Rs.465.04 million for the half year ended on that date. These year to date financial statements and other financial information have been reviewed by other auditors and our review conclusion on the quarter and six months ended consolidated financial results is based on evidence of such reviews carried out by the other auditors in respect of the above two subsidiaries.



5. Based on our review conducted as stated above, nothing has come to our attention that causes us to believe that the accompanying Statement, insofar as it relates to the amounts and disclosures for the quarter and six months ended 30th September 2019, prepared in accordance with the applicable Indian Accounting Standards and other accounting practices and policies, has not disclosed the information required to be disclosed in terms of Regulation 33 of the SEBI (Listing Obligations and Disclosure Requirements) Regulations, 2015, read with Circular No. CIR/CFD/FAC/62/2016 dated 5<sup>th</sup> July 2016, including the manner in which it is to be disclosed, or that it contains any material misstatement.

Date: 13<sup>th</sup> November, 2019

Place: Chennai

For R. G. N. PRICE & CO.  
Chartered Accountants



Mahesh Krishnan  
Partner  
M. No. 206520  
FR No. 002785S

UDIN: 19206520AAAAER9734

SAKSOFT LIMITED

CIN: L72200TN1999PLC054429

Regd & Corp. Office : Global Infocity park, 2nd Floor , Block - A , No 40 Dr MGR Salai , Kandanchavadi , Perungudi, Chennai - 600 096 , Ph: +91-44-24543500

Email : investorqueries@saksoft.co.in ; website: www.saksoft.com


Statement of Unaudited Consolidated Financial Results for the Quarter and Six Months Ended September 30, 2019 .

(Rs. In Lakhs)

Particulars	Quarter ended 30.09.2019	Quarter ended 30.06.2019	Quarter ended 30.09.2018	Half year ended 30.09.2019	Half year ended 30.09.2018	Year ended 31.3.2019
	(Unaudited)	(Unaudited)	(Unaudited)	(Unaudited)	(Unaudited)	(Audited)
<b>1. Income from Operations</b>						
a Net Sales/Income from Operations	8,718.94	9,119.98	8,915.44	17,838.92	17,169.75	35,804.53
b Other Income	49.01	63.17	213.09	112.18	333.34	218.13
<b>Total Income (a+b)</b>	<b>8,767.95</b>	<b>9,183.15</b>	<b>9,128.53</b>	<b>17,951.10</b>	<b>17,503.09</b>	<b>36,022.66</b>
<b>2. Expenses</b>						
a Employee benefits expense	4,459.75	4,559.12	4,090.53	9,018.87	8,046.23	16,541.95
b Depreciation and amortisation expense	183.51	183.83	84.06	367.34	165.42	426.88
c Support / Third party charges	2,057.34	2,270.33	2,345.87	4,327.67	4,537.95	9,140.29
d Finance Costs	135.20	137.37	119.28	272.57	242.80	480.37
e Other expenses	585.78	673.47	1,088.74	1,259.25	2,041.76	4,206.07
<b>Total Expenses (a+b+c+d+e)</b>	<b>7,421.58</b>	<b>7,824.12</b>	<b>7,728.48</b>	<b>15,245.70</b>	<b>15,034.16</b>	<b>30,795.56</b>
<b>3. Profit before exceptional items and tax (1-2)</b>	<b>1,346.37</b>	<b>1,359.03</b>	<b>1,400.05</b>	<b>2,705.40</b>	<b>2,468.93</b>	<b>5,227.10</b>
<b>4. Exceptional Items</b>						
<b>5. Profit from ordinary activities before tax (3-4)</b>	<b>1,346.37</b>	<b>1,359.03</b>	<b>1,400.05</b>	<b>2,705.40</b>	<b>2,468.93</b>	<b>5,227.10</b>
<b>6. Extraordinary Items</b>						
<b>7. Net Profit before tax (5-6)</b>	<b>1,346.37</b>	<b>1,359.03</b>	<b>1,400.05</b>	<b>2,705.40</b>	<b>2,468.93</b>	<b>5,227.10</b>
<b>8. Tax Expense</b>	370.38	407.79	442.20	778.17	737.06	1,406.02
<b>9. Net Profit for the period (7-8)</b>	<b>975.99</b>	<b>951.24</b>	<b>957.85</b>	<b>1,927.23</b>	<b>1,731.87</b>	<b>3,821.08</b>
<b>10. Other Comprehensive Income, net of taxes</b>						
a) (i) Items that will not be reclassified to Profit or Loss	(58.10)	-	(444.63)	(58.10)	(443.33)	(438.25)
b) (i) Items that will be reclassified to Profit or Loss	36.01	(308.23)	661.65	(372.22)	582.81	104.01
<b>Total Other Comprehensive Income (a) + (b)</b>	<b>(22.09)</b>	<b>(308.23)</b>	<b>217.02</b>	<b>(330.32)</b>	<b>139.48</b>	<b>(334.24)</b>
<b>Total Comprehensive Income for the period (9+10)</b>	<b>953.90</b>	<b>643.01</b>	<b>1,174.87</b>	<b>1,596.91</b>	<b>1,871.35</b>	<b>3,486.84</b>
<b>11. Profit for the period attributable to:</b>						
Shareholders of Saksoft Limited	975.99	931.04	932.42	1,907.03	1,628.82	3,645.21
Non-controlling interest	-	20.20	25.43	20.20	103.05	175.87
	<b>975.99</b>	<b>951.24</b>	<b>957.85</b>	<b>1,927.23</b>	<b>1,731.87</b>	<b>3,821.08</b>
<b>12. Total Comprehensive income for the period attributable to:</b>						
Shareholders of Saksoft Limited	953.90	622.81	1,148.10	1,576.71	1,766.67	3,310.69
Non-controlling interest	-	20.20	26.77	20.20	104.68	176.15
	<b>953.90</b>	<b>643.01</b>	<b>1,174.87</b>	<b>1,596.91</b>	<b>1,871.35</b>	<b>3,486.84</b>
<b>13. Paid-up Equity Share Capital of Rs.10/- each</b>	<b>994.25</b>	<b>994.25</b>	<b>994.25</b>	<b>994.25</b>	<b>994.25</b>	<b>994.25</b>
<b>14.(i) Earnings Per Share (in Rs) before extraordinary items</b>						
a) Basic	9.61	9.57	9.38	19.18	16.38	36.66
b) Diluted	9.10	9.07	8.91	18.17	15.51	34.67
	(not annualised)	(not annualised)	(not annualised)	(not annualised)	(not annualised)	(Annualised)
<b>(ii) Earnings Per Share (in Rs) after extraordinary items</b>						
a) Basic	9.61	9.57	9.38	19.18	16.38	36.66
b) Diluted	9.10	9.07	8.91	18.17	15.51	34.67
	(not annualised)	(not annualised)	(not annualised)	(not annualised)	(not annualised)	(Annualised)
<b>Notes :</b>						
<b>Key Standalone financial information</b>						
Total income	3,217.65	3,197.22	2,831.20	6,414.87	4,927.75	9,995.75
Profit / (Loss) before taxes	924.70	1,006.31	868.21	1,931.01	1,179.29	2,091.51
Profit / (Loss) after taxes	751.14	795.31	684.14	1,546.45	950.22	1,630.54




*[Handwritten signature]*



Consolidated Statement of Assets and Liabilities	(Rs. In Lakhs)	
	As at 30-09-2019	As at 31-03-2019
<b>ASSETS</b>	<b>Unaudited</b>	<b>Audited</b>
<b>Non-Current Assets</b>		
(a) Property Plant & Equipment	1,019.29	213.61
(b) Capital work-in-progress	22.33	-
(c) Goodwill on Consolidation	13,362.54	13,706.30
(d) Other Intangible Assets	255.10	293.22
(e) Financial Assets		
(i) Loan	0.25	0.25
(ii) Others	253.18	202.09
(f) Deferred Tax Assets (Net)	176.31	155.74
(g) Other Non-Current Assets	1.17	4.67
<b>Sub Total Non-Current Assets</b>	<b>15,090.17</b>	<b>14,575.88</b>
<b>Current Assets</b>		
(a) Financial Assets		
(i) Trade and other receivables	6,060.38	6,495.46
(ii) Cash & Cash Equivalents	4,608.58	4,005.68
(iii) Loans	22.47	5.87
(iv) Others	787.69	648.89
(b) Current Tax Assets (Net of provisions)	115.71	137.70
(c) Other Current Assets	1,354.11	1,979.97
<b>Sub Total Current Assets</b>	<b>12,948.94</b>	<b>13,273.57</b>
<b>Total Assets</b>	<b>28,039.11</b>	<b>27,849.45</b>
<b>EQUITY AND LIABILITIES</b>		
(a) Equity Share Capital	994.25	994.25
(b) Other Equity	17,324.20	16,539.48
(c) Non controlling Interest	-	481.75
<b>Sub Total Equity</b>	<b>18,318.45</b>	<b>18,015.48</b>
<b>Liabilities</b>		
<b>Non-current Liabilities</b>		
(a) Financial Liabilities		
(i) Borrowings	3,014.84	3,160.16
(ii) Other financial liabilities	849.93	69.32
(b) Provisions	375.48	298.61
<b>Sub total Non Current Liabilities</b>	<b>4,240.25</b>	<b>3,528.09</b>
<b>Current Liabilities</b>		
(a) Financial Liabilities		
(i) Borrowings	646.50	739.11
(ii) Trade Payables		
Total outstanding dues of micro enterprises and small enterprises	23.60	20.83
Total outstanding dues of creditors other than micro enterprises and small enterprises	1,705.25	2,411.31
(iii) Other financial liabilities	565.56	391.43
(b) Other current liabilities	2,384.21	2,616.67
(c) Provisions	155.29	126.53
<b>Sub Total current Liabilities</b>	<b>5,480.41</b>	<b>6,305.88</b>
<b>Total Equity and Liabilities</b>	<b>28,039.11</b>	<b>27,849.45</b>



Handwritten signature or initials



Consolidated Statement of Cash flow		(Rs. In Lakhs)	
		For the six months ended 30.09.2019	For the six months ended 30.09.2018
Particulars		Unaudited	Unaudited
	<b>A. Cash Flow from Operating Activities:</b>		
Profit before tax		2,705.40	2,468.93
<b>Adjustments for:</b>			
Depreciation & amortisation		367.34	165.42
Expenses on employee stock based compensation		41.18	10.72
Interest and other Income		(2.43)	(9.43)
Dividend Income		(4.55)	(4.01)
Interest and Finance charges		272.57	242.80
Net actuarial gain / loss on defined benefit plan		(58.10)	12.30
Unrealised Derivatives		(14.12)	(73.40)
<b>Operating Profit before Working Capital / Other Changes</b>		<b>3,307.29</b>	<b>2,813.33</b>
(Increase) / Decrease in Trade receivables		435.08	(907.35)
(Increase) / Decrease in Other Assets		393.88	(527.87)
Increase / (Decrease) in Trade Payables		(703.30)	(346.98)
Increase / (Decrease) in Other liabilities		(145.63)	617.46
Increase / (Decrease) in Provisions		105.66	62.13
<b>Cash Generated From Operations</b>		<b>3,392.98</b>	<b>1,710.72</b>
Income tax paid		(776.76)	(633.96)
<b>Net Cash Flow from Operating Activities</b>		<b>2,616.22</b>	<b>1,076.76</b>
<b>B. Cash Flow from Investing Activities:</b>			
Purchase of Property, Plant and Equipment		(42.56)	(52.85)
Additions to Capital work-in-progress		(22.33)	-
Payment of lease liabilities		(213.96)	-
Purchase of Intangible assets		(10.73)	(31.46)
Interest and other Income		2.43	9.43
Sale / (Purchase) of Current Investments , (net)		-	-
Sale / (Purchase) of Non current Investments , (net)		(765.00)	(810.33)
Dividend income Received		4.55	4.01
<b>Net Cash Used in Investing Activities</b>		<b>(1,047.60)</b>	<b>(881.20)</b>
<b>C. Cash Flow from Financing Activities:</b>			
Proceeds/ (repayment) of borrowings		(237.93)	(9.28)
Interest and Finance charges		(272.57)	(242.80)
Dividend paid (including Dividend Distribution Tax)		(455.22)	(510.49)
<b>Net Cash Used in Financing Activities</b>		<b>(965.72)</b>	<b>(762.57)</b>
<b>Net Increase in Cash and Cash Equivalents [A+B+C]</b>		<b>602.90</b>	<b>(567.01)</b>
<b>Cash and Cash Equivalents at the beginning of the year</b>		<b>4,005.68</b>	<b>3,002.08</b>
<b>Cash and Cash Equivalents as at end of the year</b>		<b>4,608.58</b>	<b>2,435.07</b>

- The unaudited consolidated financial statements for the quarter and six months ended September 30, 2019 were reviewed by the Audit Committee and approved by the Board of Directors at their respective meetings held on November 13, 2019 and have been subject to Limited Review by the Statutory Auditors of the Company. The above results have been prepared in accordance with the Indian Accounting Standard (Ind-AS) as prescribed under Section 133 of the Companies Act, 2013 read with Rule 3 of the Companies (Indian Accounting Standards) Rules, 2015 and Companies (Indian Accounting Standards) Amendment Rules, 2016.
- The consolidated segment information has been prepared in line with the review of operating results by the Chief Operating Decision Maker (CODM) including the results of the entities which are consolidated herewith. The CODM has considered only IT Business as the operating segment in accordance with Ind AS 108.
- The Company at its Board Meeting held on 13th November 2019 has declared an interim dividend of Rs 2/- per equity share ( 20% ) of face value of Rs 10 each fully paid up.
- The Company has opted to publish only consolidated financial results. The Standalone results of the Company will be available on the Company's website www.saksoft.com and on the websites of NSE (www.nseindia.com) and BSE (www.bseindia.com).
- The Company conducts its operations along with its subsidiaries. The Consolidated financial results are prepared in accordance with the principles and procedures for the preparation and presentation of consolidated financial results as set out in the Companies (Indian Accounting Standards) Rules, 2015, as amended. The financial results of the holding company and its subsidiaries (Saksoft Solutions Limited UK and its subsidiaries, Saksoft Inc., USA and its subsidiaries, Saksoft Pte Limited, Singapore, Three Sixty Logica Testing Services Private Limited and its subsidiaries and Dream.Orbit Softech Private Limited and its subsidiary), have been combined on a line by line basis by adding together, income and expenses after eliminating intra-group balances, transactions and resulting unrealised gains / losses. The Consolidated financial results are prepared by applying uniform accounting policies. The share capital has been stated net of shares held in the Saksoft employee welfare trust.
- During the quarter under review, the company acquired the balance 20% of the paid up equity share capital of DreamOrbit Softech Private Limited, making it a wholly owned subsidiary of the company.
- The company has opted to pay taxes at a lower rate of 22% as per Section 115BAA of the Income Tax Act, 1961. The impact of changes in deferred tax is not material to the financial statements.
- Tax expense includes current tax and deferred tax.

Place: Chennai  
Date: November 13, 2019



For and on behalf of the Board of Directors

*(Signature)*

Aditya Krishna  
Chairman & Managing Director

# R.G.N. PRICE & CO., CHARTERED ACCOUNTANTS

**Phone** : 28413633 & 28583494  
**E-Mail** : price@rgnprice.com  
**Offices at** : Mumbai, Bengaluru, New Delhi,  
Kochi, Kollam & Kozhikode


Simpson's Buildings,  
861, Anna Salai,  
Chennai - 600 002

## **Independent Auditor's Review Report on Review of Standalone Interim Financial Results To the Board of Directors of M/s. Saksoft Limited**

1. We have reviewed the accompanying Statement of Standalone Unaudited Financial Results of Saksoft Limited ('the Company') for the quarter and six months ended 30<sup>th</sup> September 2019, ('the Statement'), the unaudited statement of asset and liabilities as at 30<sup>th</sup> September 2019 and the unaudited statement of cash flows for the six months ended 30<sup>th</sup> September 2019, insofar as it relates to the amounts and disclosures for the quarter and six months ended 30<sup>th</sup> September 2019, being submitted by the Company pursuant to the requirement of Regulation 33 of the SEBI (Listing Obligations and Disclosure Requirements) Regulations, 2015 read with Circular No. CIR / CFD / FAC/ 62/ 2016 dated 5<sup>th</sup> July, 2016. This Statement is the responsibility of the Company's Management and is approved by the Board of Directors. Our responsibility is to issue a report on the Statement based on our limited review.
2. Attention is drawn to the fact that the cash flows for the corresponding half year ended 30<sup>th</sup> September 2018 have not been subjected to our review.
3. We conducted our review of the Statement, insofar as it relates to the amounts and disclosures for the quarter and six months ended 30<sup>th</sup> September 2019, in accordance with the Standard of Review Engagements (SRE) 2410 on Review of Interim Financial Information Performed by the Independent Auditor of the Entity, issued by the Institute of Chartered Accountants of India. This Standard requires that we plan and perform the review to obtain moderate assurance as to whether the Statement is free of material misstatement. A review is limited primarily to inquiries of Company personnel and an analytical procedure applied to financial data and thus provides less assurance than an audit. We have not performed an audit and, accordingly, we do not express an audit opinion.
4. Based on our review conducted as stated above, nothing has come to our attention that causes us to believe that the accompanying Statement, insofar as it relates to the amounts and disclosures for the quarter and six months ended 30<sup>th</sup> September 2019, prepared in accordance with the applicable Indian Accounting Standards and other accounting practices and policies, has not disclosed the information required to be disclosed in terms of Regulation 33 of the SEBI (Listing Obligations and Disclosure Requirements) Regulations, 2015, read with Circular No. CIR/ CFD/FAC/62/2016 dated 5<sup>th</sup> July 2016, including the manner in which it is to be disclosed, or that it contains any material misstatement.

Date: 13<sup>th</sup> November, 2019  
Place: Chennai

For R. G. N. PRICE & CO,  
Chartered Accountants



Mahesh Krishnan  
Partner  
M. No. 206520  
FR No. 002785S

UDIN : 19206520 AAAAEQ7398

## SAKSOFT LIMITED

CIN: L72200TN1999PLC054429

Regd &amp; Corp. Office : Global Infocity Park, 2nd Floor , Block- A , No 40 Dr MGR Salai , Kandanchavadi , Perungudi, Chennai - 600 096 , Ph: +91-44-24543500

Email : investorqueries@saksoft.co.in ; website: www.saksoft.com


Statement of Unaudited Standalone Financial Results for the Quarter and Six Months Ended September 30, 2019.

(Rs. In Lakhs)

Particulars	Quarter ended 30.09.2019	Quarter ended 30.06.2019	Quarter ended 30.09.2018	Six Months ended 30.09.2019	Six Months ended 30.09.2018	Year ended 31.03.2019
	(Unaudited)	(Unaudited)	(Unaudited)	(Unaudited)	(Unaudited)	(Audited)
<b>1. Income from Operations</b>						
a. Net Sales/Income from Operations	2,824.31	2,792.96	2,392.82	5,617.27	4,288.29	9,454.24
b. Other Income	393.34	404.26	438.38	797.60	639.46	541.51
<b>Total Income (a+b)</b>	<b>3,217.65</b>	<b>3,197.22</b>	<b>2,831.20</b>	<b>6,414.87</b>	<b>4,927.75</b>	<b>9,995.75</b>
<b>2. Expenses</b>						
a. Employee benefits expense	1,680.13	1,573.06	1,275.65	3,253.19	2,450.93	5,250.58
b. Depreciation and amortisation expense	92.74	93.28	20.74	186.02	40.00	78.71
c. Support / Third party charges	162.84	176.90	196.90	339.74	411.61	789.28
d. Finance Costs	117.21	116.57	108.04	233.78	213.70	435.91
e. Other expenses	240.03	231.10	361.66	471.13	632.22	1,349.76
<b>Total Expenses (a+b+c+d+e)</b>	<b>2,292.95</b>	<b>2,190.91</b>	<b>1,962.99</b>	<b>4,483.86</b>	<b>3,748.46</b>	<b>7,904.24</b>
<b>3. Profit before exceptional items and tax (1-2)</b>	<b>924.70</b>	<b>1,006.31</b>	<b>868.21</b>	<b>1,931.01</b>	<b>1,179.29</b>	<b>2,091.51</b>
4. Exceptional Items	-	-	-	-	-	-
<b>5. Profit from ordinary activities before tax (3-4)</b>	<b>924.70</b>	<b>1,006.31</b>	<b>868.21</b>	<b>1,931.01</b>	<b>1,179.29</b>	<b>2,091.51</b>
6. Extraordinary Items	-	-	-	-	-	-
<b>7. Net Profit before tax (5-6)</b>	<b>924.70</b>	<b>1,006.31</b>	<b>868.21</b>	<b>1,931.01</b>	<b>1,179.29</b>	<b>2,091.51</b>
8. Tax Expense	173.56	211.00	184.07	384.56	229.07	460.97
<b>9. Net Profit for the period (7-8)</b>	<b>751.14</b>	<b>795.31</b>	<b>684.14</b>	<b>1,546.45</b>	<b>950.22</b>	<b>1,630.54</b>
<b>10. Other Comprehensive Income</b>						
a) (i) Items that will not be reclassified to Profit or Loss net of tax	(28.48)	-	4.71	(28.48)	5.28	16.75
b) (i) Items that will be reclassified to Profit or Loss net of tax	(16.89)	(1.81)	(37.04)	(18.70)	(54.23)	24.39
<b>Total Other Comprehensive Income (a) + (b)</b>	<b>(45.37)</b>	<b>(1.81)</b>	<b>(32.33)</b>	<b>(47.18)</b>	<b>(48.95)</b>	<b>41.14</b>
<b>Total Comprehensive Income for the period (9+10)</b>	<b>705.77</b>	<b>793.50</b>	<b>651.81</b>	<b>1,499.27</b>	<b>901.27</b>	<b>1,671.68</b>
<b>11. Paid-up Equity Share Capital of Rs.10/- each</b>	<b>1,047.50</b>	<b>1,047.50</b>	<b>1,047.50</b>	<b>1,047.50</b>	<b>1,047.50</b>	<b>1,047.50</b>
12 (i) Earnings Per Share (in Rs) before extraordinary items						
a) Basic	7.17	7.59	6.53	14.76	9.07	15.57
b) Diluted	7.15	7.58	6.53	14.73	9.05	15.51
	(not annualised)	(not annualised)	(not annualised)	(not annualised)	(not annualised)	(Annualised)
(ii) Earnings Per Share (in Rs) after extraordinary items						
a) Basic	7.17	7.59	6.53	14.76	9.07	15.57
b) Diluted	7.15	7.58	6.53	14.73	9.05	15.51
	(not annualised)	(not annualised)	(not annualised)	(not annualised)	(not annualised)	(Annualised)



/ / /





Standalone Statement of Assets and Liabilities	(Rs. In Lakhs)	
	As at 30.09.2019	As at 31.03.2019
	Unaudited	Audited
<b>ASSETS</b>		
<b>Non-Current Assets</b>		
(a)Property, plant and equipment	646.41	145.32
(b)Capital work-in-progress	22.33	-
(c)Other Intangible assets	16.18	17.50
(d)Financial Assets:		
(i)Investments	11,725.39	10,960.44
(ii)Loan	2.75	2.75
(iii)Others	128.92	124.70
(e)Deferred Tax Assets (Net)	120.98	99.53
(f)Other Non-Current Assets	1.17	2.58
<b>Sub Total Non-Current Assets</b>	<b>12,664.13</b>	<b>11,352.82</b>
<b>Current Assets</b>		
(a)Financial Assets:		
(i)Trade and other receivables	2,050.31	1,533.76
(ii)Cash & Cash Equivalents	260.21	201.04
(iii)Loan	4.66	5.90
(iv)Others	401.46	422.04
(b)Current Tax Assets (Net of provisions)	190.30	217.84
(c)Other Current Assets	193.17	169.97
<b>Sub Total Current Assets</b>	<b>3,100.11</b>	<b>2,550.55</b>
<b>Total Assets</b>	<b>15,764.24</b>	<b>13,903.37</b>
<b>EQUITY AND LIABILITIES:</b>		
<b>EQUITY :</b>		
Equity Share Capital	1,047.50	1,047.50
Other Equity	9,183.49	7,959.33
<b>Sub Total Equity</b>	<b>10,230.99</b>	<b>9,006.83</b>
<b>LIABILITIES:</b>		
Non-current Liabilities:		
(a)Financial Liabilities		
(i)Borrowings	3,014.84	3,160.16
(ii)Other financial liabilities	464.17	-
(b) Provisions	177.02	112.47
<b>Sub total Non Current Liabilities</b>	<b>3,656.03</b>	<b>3,272.63</b>
<b>Current Liabilities</b>		
(a)Financial Liabilities		
(i)Borrowings	646.50	739.11
(ii)Trade Payables		
Total outstanding dues of micro enterprises and small enterprises	18.63	19.13
Total outstanding dues of creditors other than micro enterprises and small enterprises	203.70	268.78
(iii) Other financial liabilities	299.63	200.98
(b)Other Current Liabilities	654.61	331.82
(c)Provisions	54.15	64.09
<b>Sub Total current Liabilities</b>	<b>1,877.22</b>	<b>1,623.91</b>
<b>Total Equity and Liabilities</b>	<b>15,764.24</b>	<b>13,903.37</b>



*[Handwritten signature]*



Standalone Statement of Cash flow		(Rs. In Lakhs)	
		For the six months ended 30.09.2019	For the six months ended 30.09.2018
Particulars			
	Unaudited	Unaudited	
<b>A. Cash Flow from Operating Activities:</b>			
Profit before tax:	1,931.01	1,179.29	
<b>Adjustments for:</b>			
Depreciation & amortisation	186.02	40.00	
Expenses on employee stock based compensation	41.18	10.72	
(Profit)/Loss on sale of property, plant and equipment	4.17	-	
Interest and other Income	(0.39)	(2.05)	
Dividend Income	(766.25)	(525.00)	
Interest and Finance charges	233.78	213.70	
Derivative Accounting- Hedge reserve movement	(18.70)	(73.40)	
Net actuarial gain / loss on defined benefit plan	(28.48)	5.49	
	<b>1,582.34</b>	<b>848.75</b>	
<b>Operating Profit before Working Capital / Other Changes</b>			
(Increase) / Decrease in Trade receivables	(517.91)	(316.78)	
(Increase) / Decrease in Other Assets	(4.21)	(252.45)	
Increase / (Decrease) in Trade Payables	(65.43)	(121.94)	
Increase / (Decrease) in Other liabilities	368.57	(51.85)	
Increase / (Decrease) in Provisions	54.62	27.29	
	<b>1,417.98</b>	<b>133.02</b>	
<b>Cash Generated From Operations</b>			
Income tax paid	(378.46)	(208.57)	
	<b>1,039.52</b>	<b>(75.55)</b>	
<b>Net Cash Flow from Operating Activities</b>			
<b>B. Cash Flow from Investing Activities:</b>			
Purchase of Property, Plant and Equipment	(26.66)	(19.56)	
Additions to Capital work-in-progress	(22.33)	-	
Payment of lease liabilities	(144.79)	-	
Purchase of Intangible assets	(2.25)	(2.70)	
Interest and other Income	0.39	2.05	
Sale / (Purchase) of Non current Investments , (net)	(765.00)	(423.20)	
Dividend income Received	766.25	525.00	
	<b>(194.39)</b>	<b>81.59</b>	
<b>Net Cash Used in Investing Activities</b>			
<b>C. Cash Flow from Financing Activities:</b>			
Proceeds/ (repayment) of borrowings	(237.93)	575.30	
Interest and Finance charges	(233.78)	(213.70)	
Dividend paid (including Dividend Distribution Tax)	(314.25)	(366.63)	
	<b>(785.96)</b>	<b>(5.03)</b>	
<b>Net Cash Used in Financing Activities</b>			
<b>Net Increase/ (Decrease) in Cash and Cash Equivalents [A+B+C]</b>	<b>59.17</b>	<b>1.01</b>	
<b>Cash and Cash Equivalents at the beginning of the year</b>	<b>201.04</b>	<b>24.28</b>	
<b>Cash and Cash Equivalents as at end of the year</b>	<b>260.21</b>	<b>25.29</b>	

1. The unaudited standalone financial statements for the quarter and six months ended September 30, 2019 were reviewed by the Audit Committee and approved by the Board of Directors at their respective meetings held on November 13, 2019 and have been subject to limited review by the Statutory Auditors of the Company. The above results have been prepared in accordance with the Indian Accounting Standards (Ind-AS) as prescribed under Section 133 of the Companies Act, 2013 read with Rule 3 of the Companies (Indian Accounting Standards) Rules, 2015 and Companies (Indian Accounting Standards) Amendment Rules, 2016.

2. The unaudited standalone segment information has been prepared in line with the review of operating results by the Chief Operating Decision Maker (CODM). The CODM has considered only IT Business as the operating segment in accordance with Ind AS 108.

3. The Company has opted to publish only consolidated financial results. The Standalone results of the Company will be available on the Company's website www.saksoft.com and on the websites of NSE (www.rseindia.com) and BSE (www.bseindia.com).

4. The Company at its Board Meeting held on 13th November 2019 has declared an interim dividend of Rs.2/- per equity share (20%) of face value of Rs.10 each fully paid up.

5. During the quarter under review, the company acquired the balance 20% of the paid up equity share capital of DreamOrbit Softech Private Limited making it a wholly owned subsidiary of the company

6. The company has opted to pay taxes at a lower rate of 22% as per Section 115BAA of the Income Tax Act, 1961. The impact of changes in deferred tax is not material to the financial statements.


7. Tax expense includes current and deferred taxes.



For and on behalf of the Board of Directors

*Aditya Krishna*

Aditya Krishna  
Chairman & Managing Director



Place: Chennai

Date: November 13, 2019