

JASCH INDUSTRIES LTD.

Regd. Office & Works : 43/5, Bahalgarh Road,
P.O. Bahalgarh-131021, Distt. Sonapat, (Haryana) INDIA
CIN NO.: L24302HR1985PLC022758
Phone : 91-130-2216666
FAX : 91-011-66173923
Website: www.jaschindustries.com
E-mail : accounts@jasch.biz

JASCH

JI/SE/N
30th January 2021

The BSE Ltd,
Deptt of Corporate Services,
Phiroze Jeejeebhoy Towers,
Dalal Street, Mumbai 400001

Sub: Unaudited Financial Results for the quarter ended on 31st December 2020

Dear Sirs,

Pursuant to Regulation 33 of SEBI (Listing Obligations & Disclosure Requirements) Regulations 2015, we are enclosing herewith unaudited stand-alone financial results of the Company for the quarter ended on 31st December 2020 as reviewed by Audit Committee and approved by the Board of Directors of the Company in their respective meetings both held on 30th January 2021 and Auditors' limited review report in respect of the same.


The meeting of Board of Directors of the Company commenced at 12:30 p.m. and concluded at 2:45 p.m.

An extract of the above results is also being published in newspapers.

Kindly take the same on record.

Yours faithfully,
For Jasch Industries Ltd


J.K. GARG
MANAGING DIRECTOR




Encl: As above

JASCH INDUSTRIES LIMITED
 Regd. Off. : 43/5, Bahajpurh Khaal, Sonapat - 131 021
 CIN : L24202HR1985PLC022758
 Website : www.jaschindustries.com, Email : accounts@jasch.biz
STATEMENT OF STANDALONE REVIEWED FINANCIAL RESULTS
FOR THE QUARTER & NINE MONTHS ENDED 31st DECEMBER 2020

Part - 1

(₹ in Lakh)

Sno	Particulars	Quarter Ended			Nine Months Ended		Year Ended
		31.12.20	30.09.20	31.12.19	31.12.20	31.12.19	31.03.20
		Unaudited	Unaudited	Unaudited	Unaudited	Unaudited	Audited
	Income						
1	Revenue from operation	4,420.23	2,627.59	3,244.68	8,494.39	9,777.78	12,964.26
2	Other income	28.93	17.64	17.44	88.66	81.58	113.38
3	Total income	4,449.16	2,645.23	3,262.12	8,583.05	9,859.36	13,077.64
4	Expenses						
	(a) Cost of materials consumed	2,857.81	1,709.14	2,133.77	5,367.00	6,413.86	8,516.62
	(b) Purchase of Stock-in-trade	-	-	-	-	-	-
	(c) Change in inventories of finished goods, work-in-progress and stock-in-trade	84.03	(5.70)	(0.96)	153.60	107.58	48.31
	(d) Gst / Excise Duty	-	-	-	-	-	-
	(e) Employee benefits expenses	347.52	324.32	311.22	926.09	903.83	1,249.23
	(f) Finance Costs	15.59	16.70	62.98	45.39	187.46	238.45
	(g) Depreciation & amortization expenses	65.89	68.85	73.21	217.67	222.65	296.25
	(h) Other Expenditure	-	-	-	-	-	-
	(i) Power and Fuel	190.48	132.73	162.54	378.32	510.43	694.33
	(ii) Store & Spares/Consumables	9.45	7.45	12.39	18.11	29.30	44.38
	(iii) Other expenditure	317.25	146.16	272.03	584.83	1,977.18	1,370.05
	Total Expenses	3,888.02	2,399.70	3,027.18	7,691.01	9,452.29	12,457.62
5	Profit/ (Loss) before exceptional item & tax (3-4)	561.14	245.53	234.94	892.04	407.07	620.02
6	Exceptional Item(Net)	1.53	-	-	1.53	-	-
7	Profit / (Loss) before tax (5-6)	559.61	245.53	234.94	890.51	407.07	620.02
8	Less :Tax expenses						
	Current Tax	165.39	61.80	54.67	248.68	103.00	188.12
	Deferred Tax	-	-	-	-	-	(21.82)
9	Profit / (Loss) for the period from continuing operations (7-8)	394.22	183.73	180.27	641.83	304.07	453.72
10	Profit / (Loss) from discontinued operation before tax	-	-	-	-	-	-
11	Tax Expense on discontinued operation	-	-	-	-	-	-
12	Profit / (Loss) from discontinued operation after tax (10-11)	-	-	-	-	-	-
13	Profit / (Loss) for the period (9 +12)	394.22	183.73	180.27	641.83	304.07	453.72
14	Other comprehensive income	-	-	-	-	-	-
	(i) Items that will not be reclassified to profit or loss	-	-	-	-	-	-
	(ii) Income tax relating to items that will not be reclassified to profit or loss	-	-	-	-	-	-
	(iii) Items that will be reclassified to profit or loss	-	-	-	-	-	-
	(iv) Income tax relating to items that will be reclassified to profit or loss	-	-	-	-	-	-
	Other Comprehensive Income	-	-	-	-	-	-
	Total Comprehensive income / (loss) for the period (13+14)	394.22	183.73	180.27	641.83	304.07	453.72
15	Net Profit / (Loss) attributable to	394.22	183.73	180.27	641.83	304.07	453.72
	(a) Owners of the Company	394.22	183.73	180.27	641.83	304.07	453.72
	(b) Non-controlling interest	-	-	-	-	-	-
16	Other Comprehensive income	-	-	-	-	-	-
	(a) Owners of the Company	-	-	-	-	-	-
	(b) Non-controlling interest	-	-	-	-	-	-
17	Total comprehensive income / (Loss) attributable to	394.22	183.73	180.27	641.83	304.07	453.72
	(a) Owners of the Company	394.22	183.73	180.27	641.83	304.07	453.72
	(b) Non-controlling interest	-	-	-	-	-	-
18	Paid-up equity share capital (Face value of ₹ 10/- each)	1,133.00	1,133.00	1,133.00	1,133.00	1,133.00	1,133.00
19	Reserve excluding Revaluation Reserves	5,298.40	4,904.18	4,506.92	5,298.40	4,506.92	4,656.57
20	Earnings per equity share (for continuing operation)						
	(a) Basic	3.48	1.62	1.59	5.66	2.68	4.00
	(b) Diluted	3.48	1.62	1.59	5.66	2.68	4.00
21	Earnings per equity share (for discontinuing operation)						
	(a) Basic	-	-	-	-	-	-
	(b) Diluted	-	-	-	-	-	-
22	Earnings per equity share						
	(a) Basic	3.48	1.62	1.59	5.66	2.68	4.00
	(b) Diluted	3.48	1.62	1.59	5.66	2.68	4.00




Standalone Segment wise Revenue, Results, Assets and Liabilities for the Quarter & Nine Months Ended 31st December, 2020.

(₹ In Lakh)

	Particulars	STANDALONE					
		Quarter Ended			Nine Months Ended		Year Ended
		31.12.20	30.09.20	31.12.19	31.12.20	31.12.19	31.03.20
		Unaudited	Unaudited	Unaudited	Unaudited	Unaudited	Audited
1	Segment Revenue						
	a) Electronic Thickness Gauge (BTG)	1,439.57	883.11	934.07	2,997.19	2,721.50	3,617.41
	b) Synthetic Leather & Allied Products	3,009.59	1,762.12	2,328.05	5,585.86	7,137.86	9,460.23
	c) Unallocated	-	-	-	-	-	-
	Total	4,449.16	2,645.23	3,262.12	8,583.05	9,859.36	13,077.64
	Less: Inter-segment Revenue.	-	-	-	-	-	-
	Revenue From Operations	4,449.16	2,645.23	3,262.12	8,583.05	9,859.36	13,077.64
2	Segment Result (Profit (+) / Loss (-) before Tax and Interest						
	a) Electronic Thickness Gauge (BTG)	330.97	160.59	158.33	556.49	232.98	377.50
	b) Synthetic Leather & Allied Products	245.76	101.64	139.59	380.94	361.55	480.97
	c) Unallocated	-	-	-	-	-	-
	Total	576.73	262.23	297.92	937.43	594.53	858.47
	Less : (i) Interest	15.59	16.70	62.98	45.39	187.46	238.45
	(ii) Other un-allocable expenditure Net of un-allocable income	-	-	-	-	-	-
	Total Profit Before Tax	561.14	245.53	234.94	892.04	407.07	620.02
3	Segment Assets						
	a) Electronic Thickness Gauge (BTG)	4,112.19	2,873.56	4,082.23	4,112.19	4,082.28	2,367.12
	b) Synthetic Leather & Allied Products	5,278.46	5,616.26	6,508.10	5,278.46	6,508.10	6,578.56
	Total Segment Assets	9,390.65	8,489.82	10,590.38	9,390.65	10,590.38	8,945.68
4	Segment Liabilities						
	a) Electronic Thickness Gauge (BTG)	4,392.56	676.78	929.15	4,392.56	929.15	553.47
	b) Synthetic Leather & Allied Products	4,577.60	7,387.21	9,345.26	4,577.60	9,345.26	8,065.14
	c) Unallocated	420.49	425.83	315.97	420.49	315.97	327.07
	Total Segment Liabilities	9,390.65	8,489.82	10,590.38	9,390.65	10,590.38	8,945.68

Notes :

- The above results have been reviewed by the Audit Committee and approved by the Board of Directors at their respective meetings held on 30th January 2021. The Statutory Auditors of the Company have carried out a limited review of these financial results.
- The financial results of the Company have been prepared in accordance with Indian Accounting Standards (Ind AS).
- Figures for the previous periods have been regrouped, wherever necessary, to conform to the current period's classification.



4. Disclosure as per Indian Accounting Standard – 24 on “Related Party Disclosures”

TABLE – A - Related Party, KMP and relationship for the period ended on 31.12.2020.

Nature of relationship	Name of related parties	Short name	% of Holding	Remarks
Reporting Entity (RE) / Listed Entity	Jasch Industries Limited	JIL	---	Nil
Controlled Entity - Trust - Indian	JIL Employees Group Gratuity Trust	JEGG	100	Nil
Other related party where one director and his relatives interested	Indev Asia Limited, Hong Kong	IND-HK	NIL	Nil
	Imars Fashions	IF	NIL	Nil
Associate Enterprises	Nil	-	NIL	Nil
Joint Venture of Entity	Nil	-	NIL	Nil
Key Management Personnel	Jai Kishan Garg, Mg. Director		KMP	Nil
	Ramnik Garg, Executive Director		KMP	Nil
	Manish Garg, Executive Director		KMP	Nil
	Navneet Garg, Executive Director		KMP	Nil
	S. K. Verma, Vice President & Company Secretary		KMP	Nil
	M. Paliwal, Chief Financial Officer		KMP	Nil
Relative of key management personnel*	Rushil Garg, Employee		REL	Nil

*only those relatives of key managerial personnel, who have transactions with the Company are mentioned in this list.

TABLE – B - Disclosure U/s 188 of the Companies Act, 2013 for the period ended on 31.12.2020.

(Rs. in Lakh)

Nature of Transaction	Short name of entity			
	KMP/REL	JEGG	IND-HK	IF
Sales of Finished Goods	---	---	---	---
Sales of Raw Materials	---	---	---	---
Sales of Fixed Assets	---	---	---	---
Purchase of Raw Materials	---	---	---	---
Purchase of Fixed Assets	---	---	---	---
Premium Paid (Gratuity contribution)	---	30.71	---	---
Reimbursement claimed	---	11.91	---	---
Gratuity Claimed Directly paid	---	---	---	---
Transfer of Research & Development	---	---	---	---
Services given / received	---	---	---	---
Investment In Equity	---	---	---	---
Repatriation of Equity	---	---	---	---
Equity Written Off	---	---	---	---
KMP Compensation	---	---	---	---
Short-term employee benefits as Directors	213.63	---	---	---
Short-term employee benefits as Other KMPs	38.22	---	---	---
Post-employment benefits	---	---	---	---
Other long-term employee benefits	---	---	---	---
Termination benefits	---	---	---	---
Share-based payment	---	---	---	---
Payment to Relatives as Salary	04.50	---	---	---
Payment to Relative as Sitting Fees	---	---	---	---
Loan / Advances Given / Taken	---	---	---	---
Loan Taken by the Company including Opening Balance	---	---	---	---
Loan Repaid	---	---	---	---
Loan Outstanding at Closing Date	---	---	---	---
Total Outstanding (Debit / Credit)	---	01.85	---	---
Provision for doubtful debts related to outstanding balance	---	---	---	---
Bad debts recognised in Profit / Loss	---	---	---	---
Amount of provision of KMP services that are provided by separate entity	---	---	---	---

TABLE – C – Disclosure U/s 186 of Companies Act, 2013 and Regulations 34(3) of Listing Regulations read with Schedule V thereof. (Rs. in Lakh)

Nature of Transaction	Related Party as per above table - A			
	JIL	JEGG	IND-HK	IF
a. Loans / Advances to Subsidiaries	---	---	---	---
Loans / Deposits / Guarantee / Collateral Given	---	---	---	---
Loans / Deposits / Guarantee / collateral Taken	---	---	---	---
Total Outstanding	---	---	---	---
b. Investment by loanee in the shares of the parent company / subsidiary	---	---	---	---



Transactions of listed entity with the person having 10% or more share holding in the listed entity

S.No.	Name	No of Shares	%age	Transaction with listed entity
1	Manish Garg	12,96,652	11.44	No transaction except remuneration of Rs. 50.42 lakh paid to him during the period ended.


Terms and conditions of transactions with related parties

All Related Party Transactions entered during the period were in ordinary course of the business and were on arm's length basis.

Sonipat

30th January 2021.


sd/-J.K. Garg
Managing Director



Mukesh A Mittal & Co.
Chartered Accountants



306, ITL, Twin Tower, B-9
Netaji Subhash Place,
PitamPura, Delhi-110034
Ph.: 011-43465903
Email:mukeshamittal@gmail.com

To
The Board of Directors
Jasch Industries Limited,
Bahalgarh Road,
Sonipat-131001.

Dear Sirs,

Re: Limited Review Report of the Unaudited Financial Results for the quarter and nine month ended on 31st December, 2020 and year to date from April 01, 2020 to December 31, 2020.

We have reviewed the accompanying Statement of Unaudited Financial Results of Jasch Industries Limited (“the Company”) for the quarter and nine month ended on 31st December, 2020 and year to date from April 01, 2020 to December 31, 2020 (“the Statement”) attached herewith, being submitted by the Company pursuant to the requirement of Regulation 33 of SEBI (Listing Obligations and Disclosure Requirements), Regulations, 2015 (“the Regulation”) as amended, read with SEBI Circular No. CIR/CFD/CMDI/80/2019 dated 19th July, 2019 (“the Circular”). This statement is the responsibility of the Company’s Management and has been approved by the Board of Directors. Our responsibility is to issue a report on these financial statements based on our review.

The Statement which is the responsibility of the Company’s Management and approved by the Board of Directors has been prepared in accordance with the recognition and measurement principles laid down in the Indian Accounting Standard 34 “Interim Financial Reporting” (“Ind AS 34”), prescribed under Section 133 of the Companies Act, 2013 read with relevant rules issued there under and other accounting principles generally accepted in India. Our responsibility is to issue a report on the Statement based on our review.

We conducted our review of the Statement in accordance with the Standard on Review Engagements (SRE) 2410 “Review of Interim Financial Information Performed by the Independent Auditor of the Entity”, issued by the Institute of Chartered Accountants of India. This Standard requires that we plan and perform the review to obtain moderate assurance as to whether the financial statements are free of material misstatement. Our view is limited primarily to inquiries of company personnel and analytical procedures applied to financial data and thus provides less assurance than an audit. We have not performed an audit and, accordingly, we do not express an audit opinion.

Based on our review conducted as above, nothing has come to our attention that causes us to believe that the accompanying statement of Unaudited Financial Results prepared in accordance with applicable Indian Accounting Standards specified under section 133 of the



Companies Act, 2013 as amended, read with relevant rules issued thereunder and other recognized accounting practices and policies has not disclosed the information required to be disclosed in terms of Regulation 33 of the SEBI (Listing Obligations and Disclosure Requirements) Regulations, 2015 including the manner in which it is to be disclosed, or that it contains any material misstatement.

For Mukesh A Mittal & Co
Chartered Accountants
(Registration No. 016910N)


CA Shikha Gupta
(Partner)
Membership No.: 21520509
New Delhi
Date: 30-01-2021
UDIN: 21520509AAAACO3461

