



NOCIL LIMITED

Regd. Office: Mafatlal House, 3rd Floor, H. T. Parekh Marg,
Backbay Reclamation, Churchgate, Mumbai - 400 020, India.
Tel.: +91 22 6657 6100, 6636 4062 Fax +91 22 6636 4060
Website: www.nocil.com CIN No. L99999MH1961PLC012003
Email: investorcare@nocil.com



ARVIND MAFATLAL GROUP
The ethics of excellence

Date: 28th July, 2022

The Secretary The Bombay Stock Exchange Limited "P.J. Towers" Dalal Street Mumbai-400 001 Scrip Code: 500730	The National Stock Exchange of India Ltd. Exchange Plaza Bandra Kurla Complex, Bandra (East) Mumbai-400 051 Symbol: NOCIL
---	---

Dear Sir,

Sub: Investor Presentation


Pursuant to Regulation 30(6) of the Securities and Exchange Board of India (Listing Obligations and Disclosure Requirements), Regulations, 2015, we enclose herewith Investors Presentation on the Financial Highlights for the quarter ended 30th June 2022.

The aforementioned Presentation has been uploaded on the Company's website viz., www.nocil.com.

We request you to take the above on your records and acknowledge receipt.

Thanking you,

Yours faithfully,
For NOCIL Limited


Amit K. Vyas
Assistant Vice President (Legal) & Company Secretary

Encl.: as above






ARVIND MAFATLAL GROUP
The ethics of excellence



NOCIL LIMITED



A Journey of Growth, Stability and Sustainability

NOCIL Limited
Investor Presentation July 2022

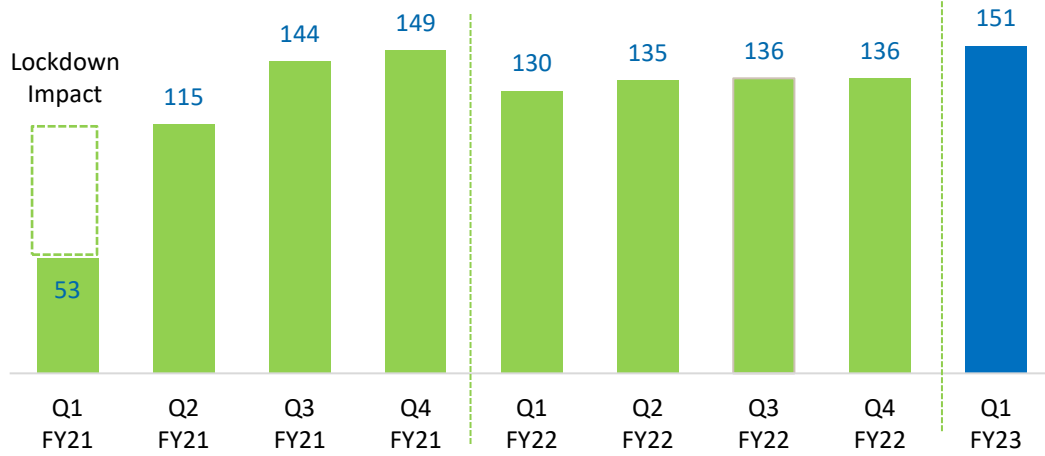
This presentation and the accompanying slides (the “Presentation”), which have been prepared by NOCIL Limited (the “Company”), have been prepared solely for information purposes and do not constitute any offer, recommendation or invitation to purchase or subscribe for any securities, and shall not form the basis or be relied on in connection with any contract or binding commitment what so ever. No offering of securities of the Company will be made except by means of a statutory offering document containing detailed information about the Company.

This Presentation has been prepared by the Company based on information and data which the Company considers reliable, but the Company makes no representation or warranty, express or implied, whatsoever, and no reliance shall be placed on, the truth, accuracy, completeness, fairness and reasonableness of the contents of this Presentation. This Presentation may not be all inclusive and may not contain all of the information that you may consider material. Any liability in respect of the contents of, or any omission from, this Presentation is expressly excluded.

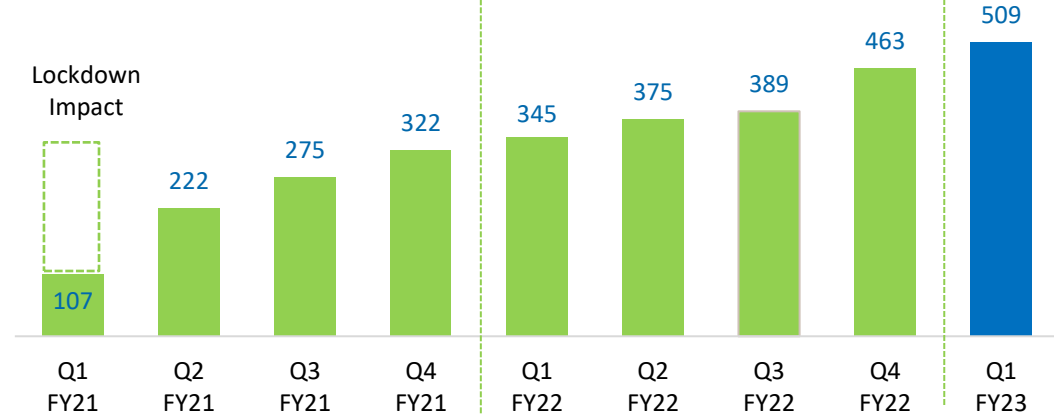
Certain matters discussed in this Presentation may contain statements regarding the Company’s market opportunity and business prospects that are individually and collectively forward-looking statements. Such forward-looking statements are not guarantees of future performance and are subject to known and unknown risks, uncertainties and assumptions that are difficult to predict. These risks and uncertainties include, but are not limited to, the performance of the Indian economy and of the economies of various international markets, the performance of the industry in India and world-wide, competition, the company’s ability to successfully implement its strategy, the Company’s future levels of growth and expansion, technological implementation, changes and advancements, changes in revenue, income or cash flows, the Company’s market preferences and its exposure to market risks, as well as other risks. The Company’s actual results, levels of activity, performance or achievements could differ materially and adversely from results expressed in or implied by this Presentation. The Company assumes no obligation to update any forward-looking information contained in this Presentation. Any forward-looking statements and projections made by third parties included in this Presentation are not adopted by the Company and the Company is not responsible for such third party statements and projections.



Sales Volume* (Index)



Revenue from Operations (Rs. In crores)



*Base to 100; considering Q1FY20 base period

- Capacity expansion well timed to capitalize on increase in demand
- Utilization levels continues to grow on sequential basis

- Achieved Highest ever quarterly volumes and revenues
- Selling price largely remained flat for the quarter



Rubber Chemicals Industry

Currently, China is a dominant player in the Rubber Chemical Industry contributing over 80%

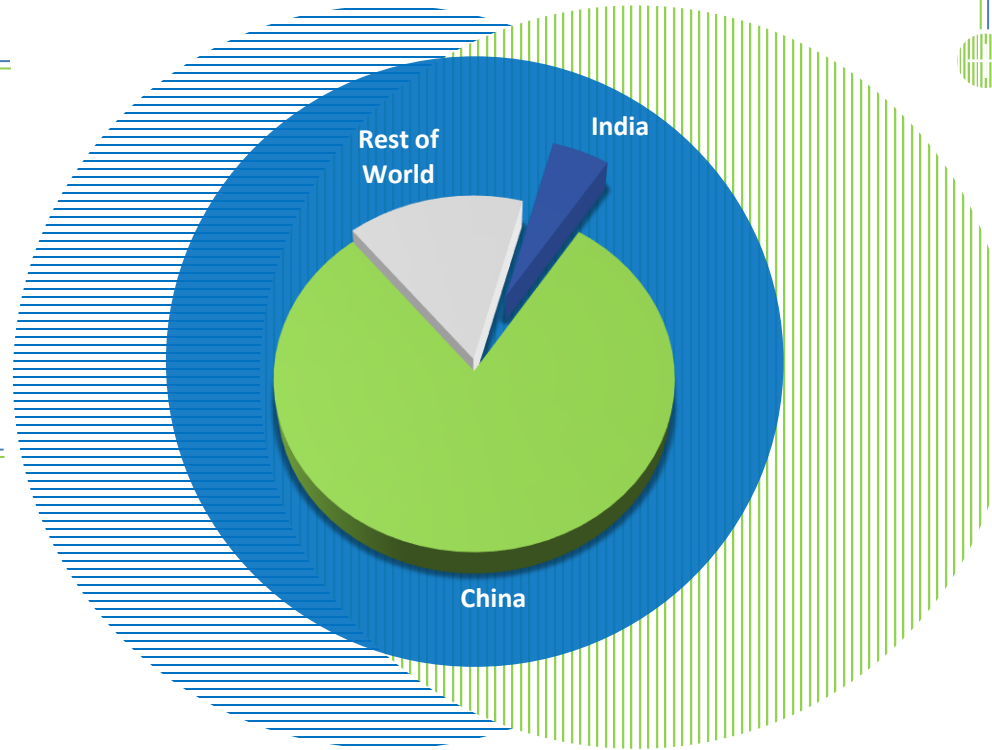
Tyre majors across world looking for alternative sourcing other than China after pandemic

NOCIL is expected to benefit in view of available capacities

Global sourcing strategy expected to undergo a change to include China +1

NOCIL is Dependable, Non- Chinese Player enjoying a favourable positioning

India will play an important role as a supplier



Rs. In Crores	Q1FY23	Q4FY22	Q-o-Q	Q1FY22	Y-o-Y	FY22	FY21	Y-o-Y
Net Revenue from Operations	509	463	10%	344	48%	1,571	925	70%
Raw Material	270	285		211		948	480	
Changes in inventory	3	(54)		(36)		(89)	25	
Value Addition *	236	232	2%	170	39%	712	420	70%
Employee Expenses	23	19		21		78	67	
Other Operating Expenses	112	102		76		352	226	
Operating EBITDA	101	111	-8%	73	39%	283	127	123%
Operating EBITDA Margin	19.9%	23.9%		21.2%		18.0%	13.7%	
Depreciation	13	16		10		47	36	
Interest	0^	0^		0^		1	1	
Other Income	1	1		1		5	14	
Profit Before Tax	88	95	-7%	63	40%	240	104	130%
Tax	23	27		16		64	18	
Net Profit	66	68	-4%	47	39%	176	86	103%
Net Profit Margin	12.9%	14.8%		13.7%		11.2%	9.4%	



Rs. In Crores	Q1FY23	Q4FY22	Q-o-Q	Q1FY22	Y-o-Y	FY22	FY21	Y-o-Y
Net Revenue from Operations	509	463	10%	345	48%	1,571	925	70%
Raw Material	270	285		211		948	480	
Changes in inventory	3	(54)		(36)		(89)	24	
Value Addition *	236	232	2%	170	39%	712	420	70%
Employee Expenses	24	20		22		81	70	
Other Operating Expenses	110	100		75		345	219	
Operating EBITDA	103	111	-8%	74	39%	286	131	119%
Operating EBITDA Margin	20.2%	24.1%		21.4%		18.2%	14.1%	
Depreciation	14	16		11		48	37	
Interest	0^	0^		0^		1	1	
Other Income	1	1		1		4	15	
Profit Before Tax	90	96	-7%	64	41%	241	107	125%
Tax	23	27		16		65	19	
Net Profit	66	69	-4%	47	40%	176	88	99%
Net Profit Margin	13.1%	14.9%		13.8%		11.2%	9.6%	



Assets (Rs. In Crores)	31-Mar-22	31-Mar-21
Non-current assets	985	989
Property, Plant and Equipment	880	890
Capital work-in-progress	8	14
Investment Property	0^	0^
Intangible Assets	4	1
Financial Assets		
(i) Investments in Wholly owned subsidiary	25	25
(ii) Other Investments	36	25
(iii) Other financial assets	7	7
Non-current tax assets	15	15
Other non-current assets	9	11
Current assets	831	610
Inventories	333	165
Financial Assets		
(i) Investments	6	32
(ii) Trade receivables	450	309
(iii) Cash and cash equivalents	12	44
(iv) Bank balances other than cash and cash equivalents	4	36
(v) Other Financial Assets	1	1
Other Current Assets	26	23
TOTAL	1,816	1,599

Equity and Liabilities (Rs. In Crores)	31-Mar-22	31-Mar-21
EQUITY	1,434	1,274
Equity Share Capital	167	166
Other Equity	1,267	1,107
Non-Current Liabilities	121	115
Financial Liabilities		
(i) Financial Lease Liability	3	4
Provisions	16	16
Deferred Tax Liabilities (Net)	103	96
Current liabilities	261	210
Financial Liabilities		
(i) Trade Payables	217	171
(ii) Financial Lease Liability	3	2
(iii) Other Financial Liabilities	25	25
Provisions	5	5
Current Income Tax Liabilities (Net)	-	1
Other Current Liabilities	11	7
TOTAL	1,816	1,599



Particulars (Rs. In Crores)	Standalone	
	Year Ended 31 st Mar 22	Year Ended 31 st Mar 21
Cash flow from operating activities		
Profit before tax	240	104
Adjustments for noncash items / non operating items	43	24
Operating profit before working capital changes	282	128
Working capital reductions/(increases)	(255)	(37)
Cash flows generated from operating activities	27	91
(Income taxes paid) / Refund (net)	(59)	0 [^]
Net Cash flows generated from operating activities (A)	(32)	90
Net Cash flows generated from investing activities (B)	33	(59)
Net Cash flows generated from financing activities (C)	(34)	0[^]
Net Cash (Decrease) / Increase	(33)	32



[^] less than 1 crore

Business Overview





**CAGR growth from
2016 - 2022**

+14%

Revenue

+13%

EBITDA

+13%

Operating PBT

~30%

Dividend Payout
more than 6 years



Part of
Arvind Mafatlal Group

Expertise in Rubber Chemical Business
over 4 decades

Largest
Rubber Chemicals Manufacturer in India

Long Term Business Relationships
with Tyre Majors (Both Domestic & International)

Awarded **Responsible Care Logo** by
Indian Chemical Council



Mr. Hrishikesh . A. Mafatlal – Promoter & Chairman

- Executive Chairman and Promoter Director of NOCIL Ltd
- B.Com. (Hons.) & has attended the Advanced Management Programme at the Harvard Business School, USA

Mr. S. R. Deo – Managing Director

- M. Tech. in Chemical Engineering from IIT Kanpur
- Associated with the company for over 43 years in various capacities

Mr. Anand V.S - Deputy Managing Director

- BE in Chemical Engineering from Bangalore University and PGDM in Marketing from MDI Gurgaon.
- Appointment with effect from 2nd March 2022

Mr. P. Srinivasan – Chief Financial Officer

- Chartered Accountant with over 33 years of experience
- Associated with the Company for over 17 years

Dr. Chinmoy Nandi - Vice President (Research & Development)

- Post Graduate & Ph.D. in Organic Chemistry from IIT Bombay
- Associated with the company for over 40 years in various R&D capacities

Dr. Narendra Gangal – Vice President (QA, Analytical & Outsourced Research)

- Ph.D. in Chemistry with 30 years of experience
- Associated with the Company for nearly 15 years

Mr. Rajendra Desai – Vice President (Operations, Corporate HR & Personnel)

- Chemical Engineer with Diploma in Management Studies
- Associated with the company for over 40 years

Mr. Milind Shevte – Vice President (Marketing)

- B.E. Chemical Engineering
- Associated with the Company for over 17 years

Mr. Ashwinkumar Bhende.- Vice President (Process Engineering, Technology & Projects)

- Chemical Technologist with Diploma in Management Studies with 30 years of experience
- Associated with the company for over 20 years

Mr. Amit Vyas- Assistant Vice President (Legal & Company Secretary)

- Company Secretary & Legal head with over 26 years of experience
- Associated with the Company for over 3 years



Navi Mumbai Plant

- Set up in 1976 is as one of the leading manufacturers in rubber chemicals globally, our processes involve complex chemical synthesis.
- It is of prime importance to ensure that all our products adhere to International quality standards.
- It manufactures diverse range of rubber chemicals for tire and other rubber applications.

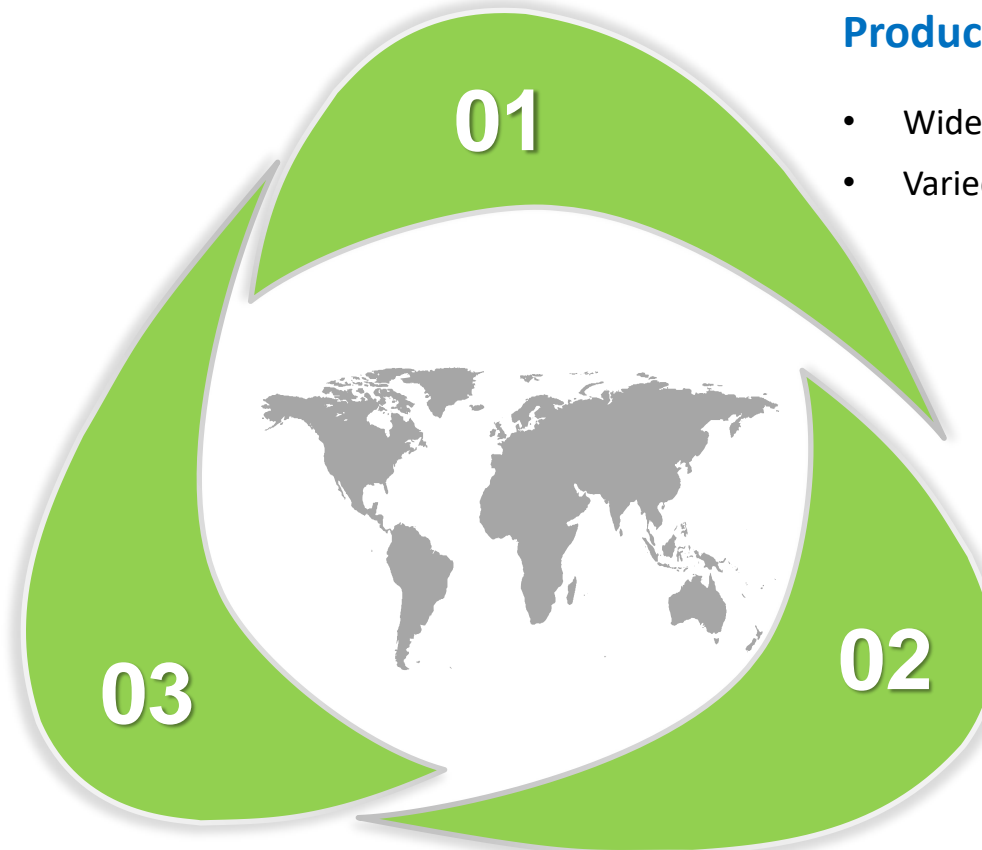


Dahej Plant

- Commenced operations in March 2013
- Located about 45 kms from Bharuch, Gujarat
- Location has synergistic proximity to petrochemicals industry and excellent connectivity with Dahej and Hazira Port
- Fully automated process plant developed completely with in-house technology



Long Term Relationships with Customers over 40 Countries



Products & Product Forms

- Wide Range of Rubber Chemical Products
- Varied Product Forms

Sales, Marketing & Technical Service

- Market Responsive Approach
- Strong MTS Team to offer Technical Services

R & D and Quality Assurance

- Experienced, capable & innovative team of R & D scientists.
- Ultra Modern Laboratories & Pilot Plant Facilities
- Latest Analytical Instruments

**ONE STOP SHOP with WIDE RANGE
to suit MARKET REQUIREMENTS**

These are ingredients in rubber compounds which deter the ageing and inhibit degradation due to oxygen attack of rubber products, thereby enhancing service life

**ANTI-DEGRADANTS/
ANTI-OXIDANTS**


- Increase the speed of vulcanization
- Permit vulcanization to proceed at lower temperature & with greater efficiency

ACCELERATORS

**OTHER
APPLICATIONS**

- Pre vulcanization inhibition, Post vulcanization stabilization, Latex based applications etc.
- Improving Thermal Stability of cross links in rubber products





Research & Technology Development

- NOCIL's Research Centre at Navi Mumbai recognized by Ministry of Science and Technology, Govt. of India
- Key Areas Focused upon
 - Process Development, scale up, commercial implementation
 - Environmental strategies for sustainable growth
 - Research initiatives as per customers' perceived needs

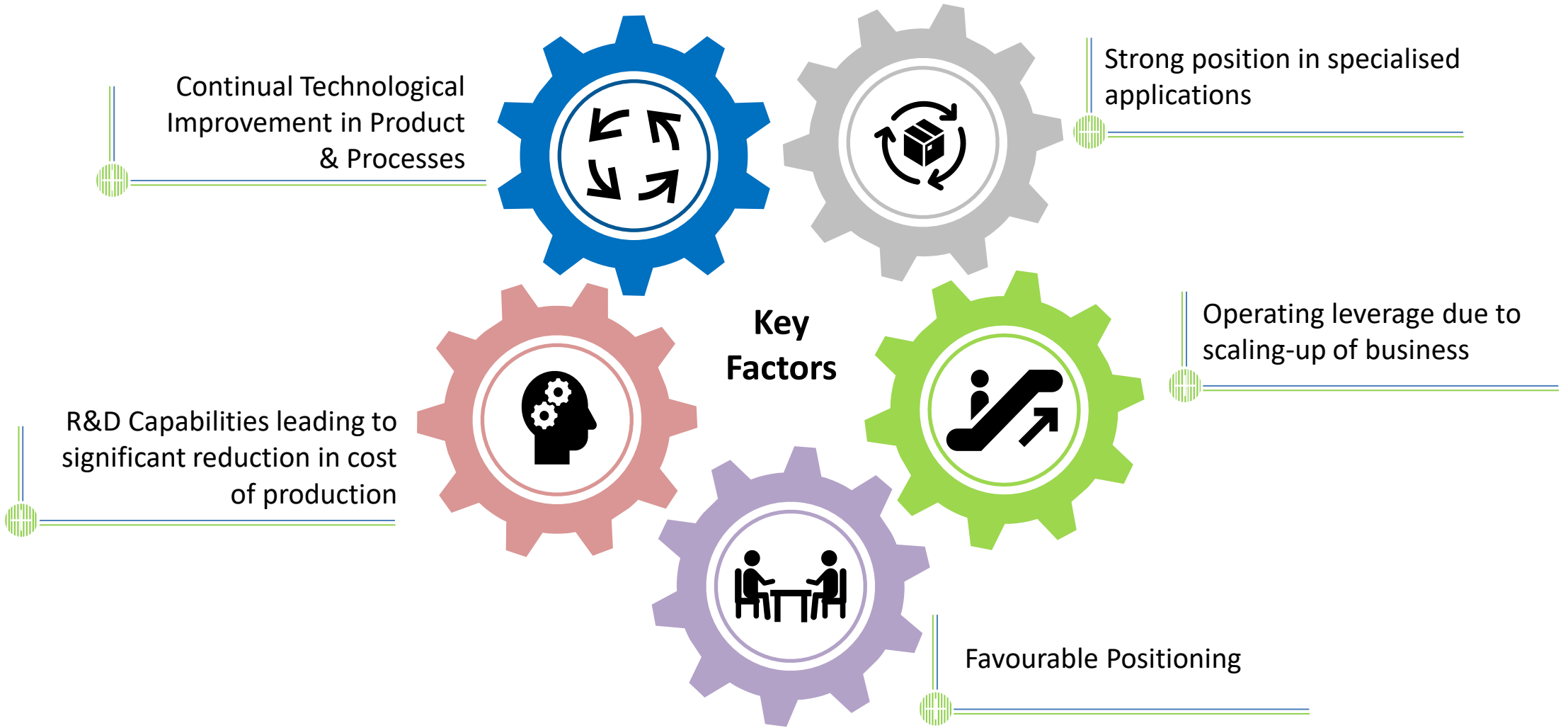
Quality Assurance

- Quality Management System with a focus on Quality of Raw materials, Finished Products as well as in Process Sample Analysis
- The Quality Control Laboratory operates round the clock and is equipped with the latest Analytical Instruments & Equipment's



Certifications

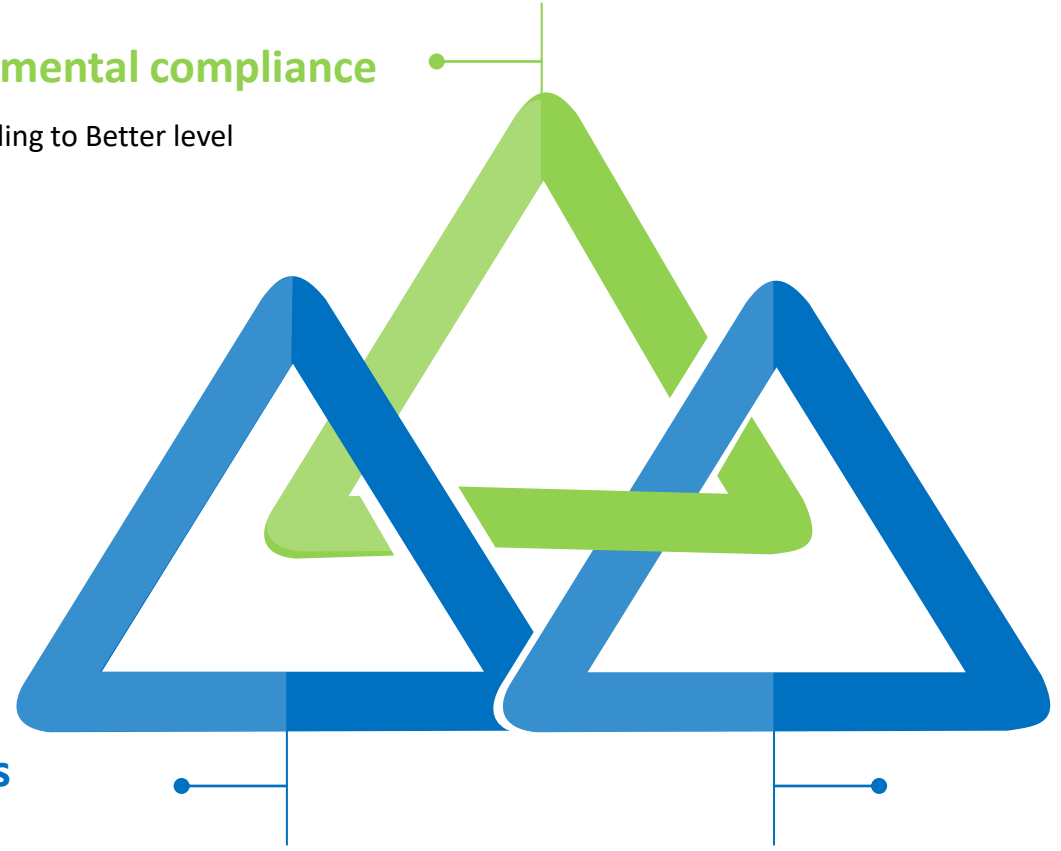
- ISO 50001:2018
- ISO 9001:2015
- ISO 14001:2015
- ISO 45001:2018
- ISO/IEC 17025:2017
- Responsible Care Certification by Indian Chemical Council
- IATF 16949:2016



NOCIL has been awarded by ICC for
“Excellence in Management of Environment” under the large chemical industry

Stringent Environmental compliance

Cost increase in China leading to Better level playing field



High Performance Tyres

Extended life, Automotive & Industrial products will increase rubber processing chemical loadings

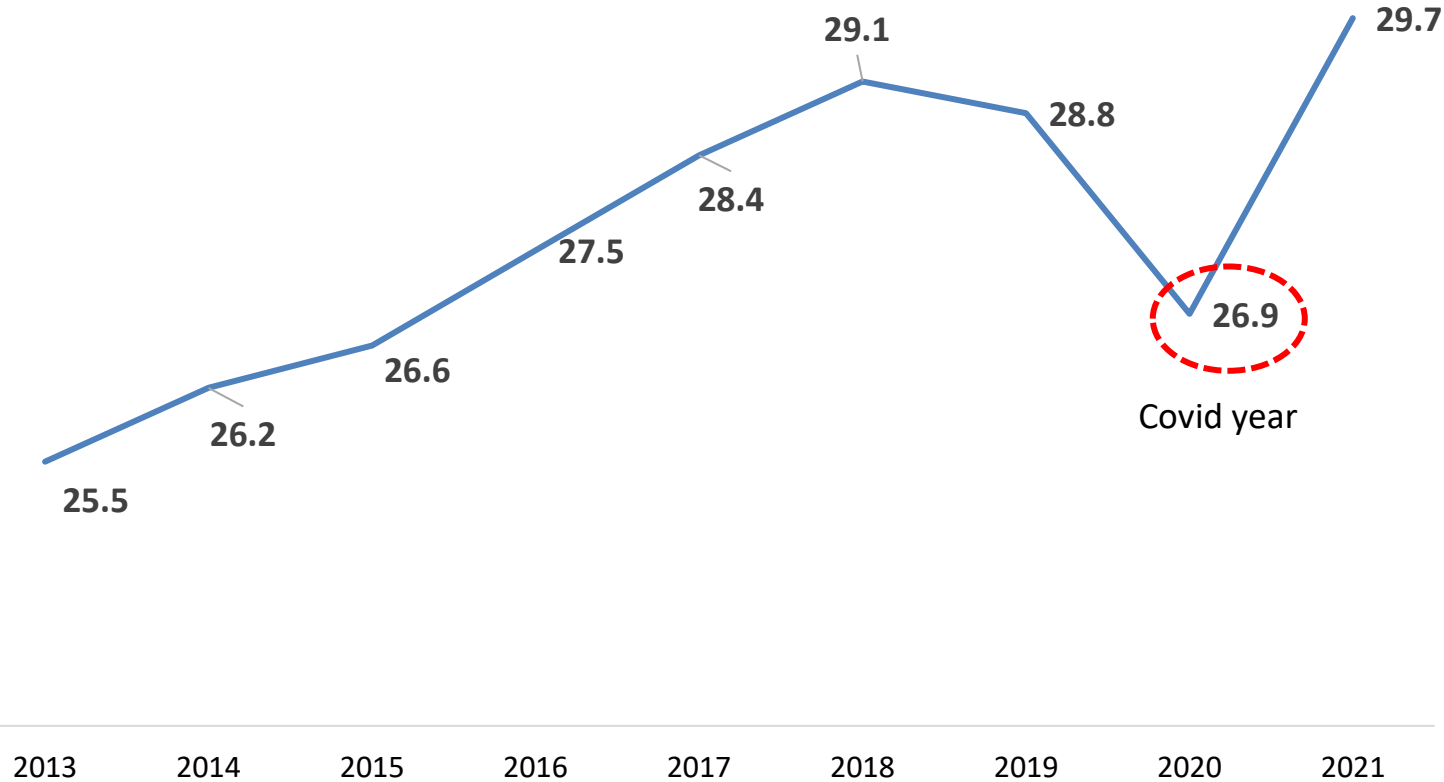
Rising Income Levels

Increase in Motor vehicle ownership rates, especially in developing nations would need additional consumption of rubber processing chemicals



Global Rubber Consumption (Natural + Synthetic)

In million tonnes



- Rubber Chemicals constitute **~3.5% of the Rubber Consumption**
- Global Rubber consumption shows growth of over 10% in CY21 basis v/s de-growth of ~6.7% in CY20



Dependable Player

Dependable & Quality Player with self-sufficiency in key intermediates.



Wide Range of Products

Presence across the entire range of Rubber chemicals i.e. 23 product basket



Environment Friendly Processes

Continuous investments done to adopt various innovative environmental technologies for long-term sustainability




Product Testing & Validation

Approved & registered vendor with Major Domestic & International Tyre Players offering Technical Support to customers for Rubber Products / Process Development



Pipeline of New Generation Rubber Chemicals

Development of Niche products using innovative technologies & Green chemistry concepts and new generation environmentally sustainable processes for growth



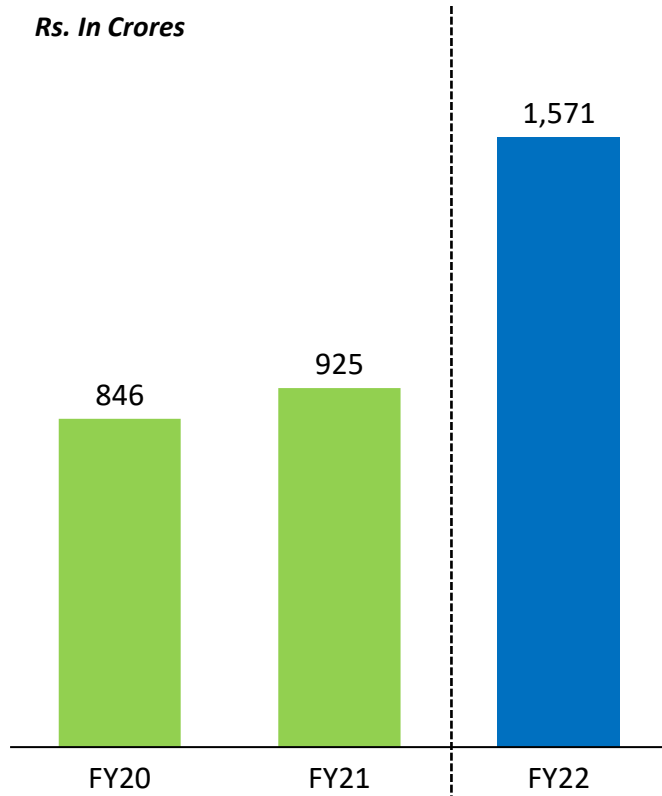
Entry Barrier

Customers take from 6-18 months to give approval on plant specific basis & same is carried out for various locations globally

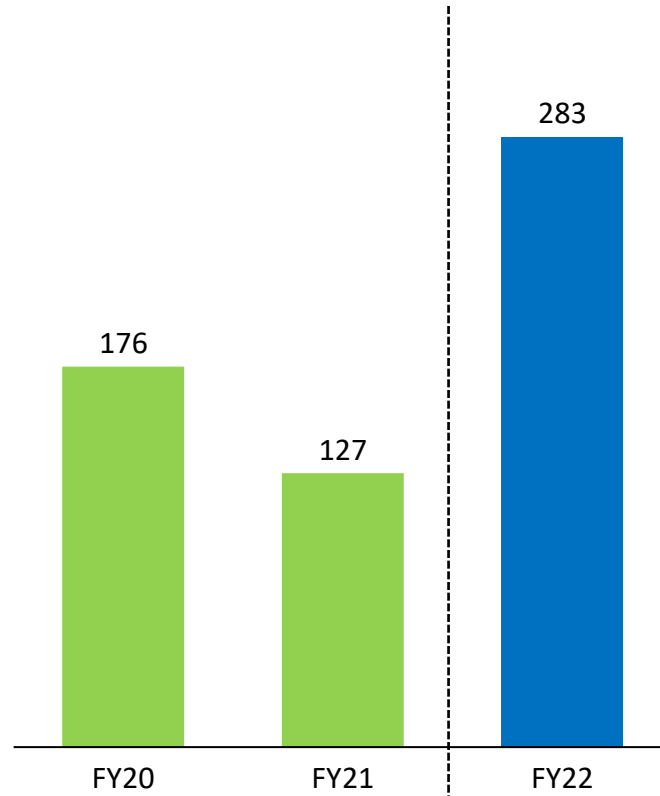


Revenue from Operations


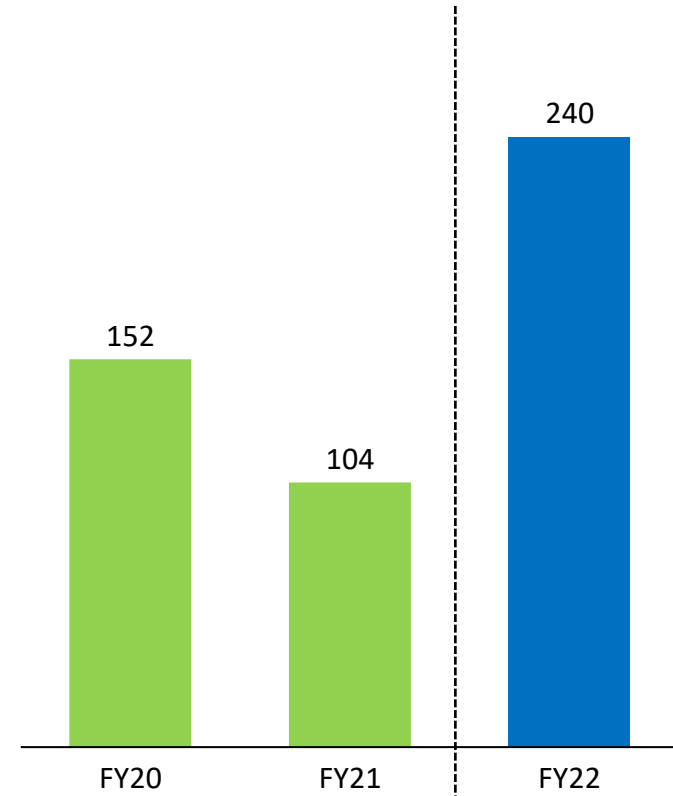
Rs. In Crores



Operating EBITDA

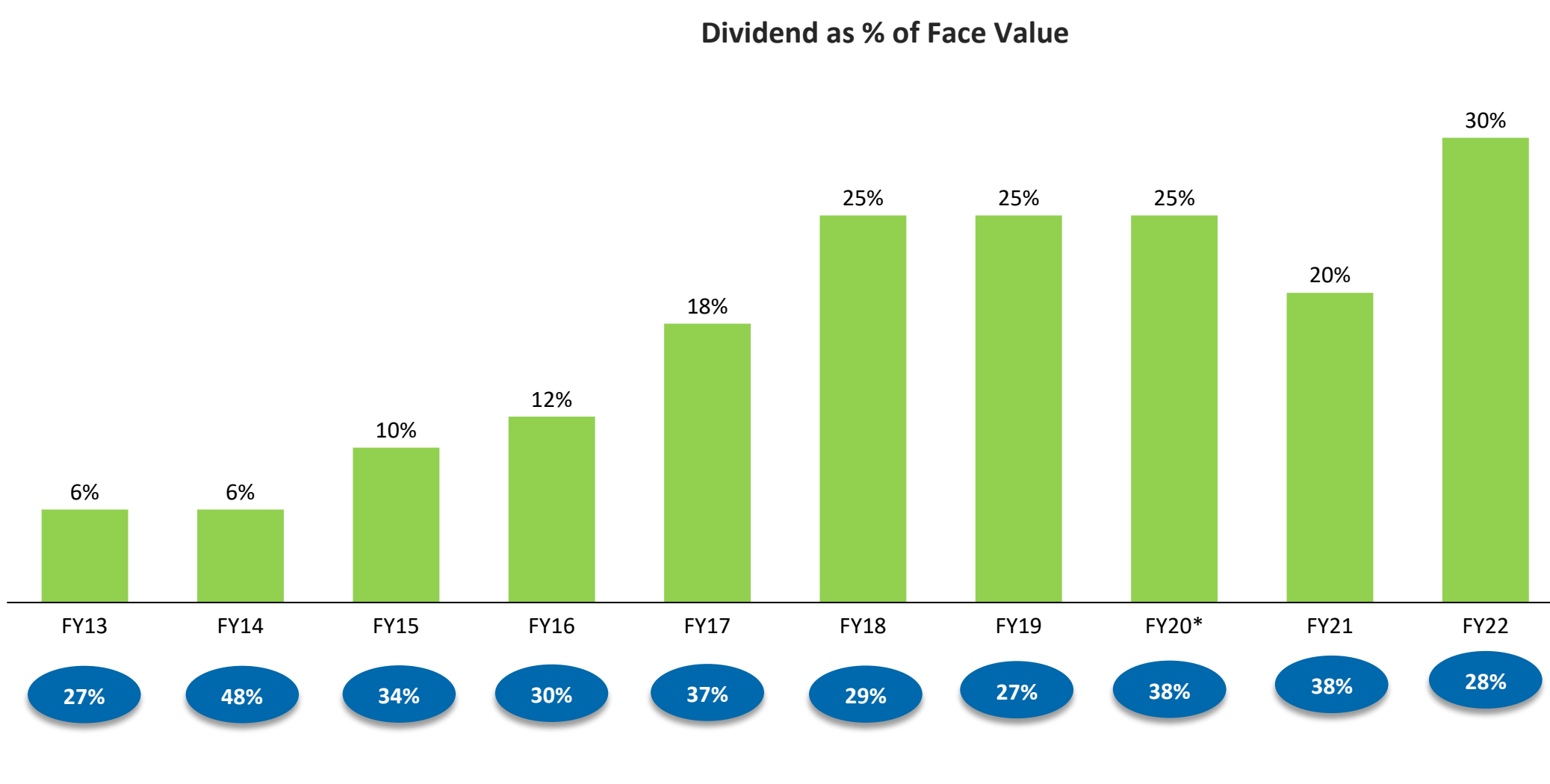


PBT



On Standalone Basis

Dividend as % of Face Value



Thank You

For further information, please contact:

Company :

NOCIL Ltd.

CIN: L99999MH1961PLC012003

Mr. P. Srinivasan - CFO

finance@nocil.com

Ms. Mugdha Khare

mugdha.khare@nocil.com

www.nocil.com

Investor Relations Advisors :

Strategic Growth Advisors Pvt. Ltd.

CIN: U74140MH2010PTC204285

Mr. Jigar Kavaia

Jigar.kavaia@sgapl.net

+91 9920602034

Mr. Pratik Shah

p.s.shah@sgapl.net

+91 9870030585

www.sgapl.net

