




BCPL *Railway Infrastructure Limited*



5th August, 2022

The Corporate Relationship Department
BSE Limited (BSE)
Phiroze Jeejeebhoy Towers
Dalal Street, Fort
Mumbai – 400 001
Scrip Code – 542057

Dear Sir/Ma'am,

Sub: Publication of Notice of Board Meeting in Newspapers

Pursuant to Regulation 30 and Regulation 47 of the SEBI (Listing Obligations & Disclosure Requirements) Regulations, 2015, please find enclosed copies of the newspaper advertisements published in Financial Express (English version) and Arthik Lipi (Bengali version) on 5th August, 2022 with regard to the intimation regarding Board Meeting to be held on 11.08.2022 (Thursday) to consider the Un-audited Financial Results for the quarter ended on June 30, 2022. The said information is also being made available on the website of the Company i.e. www.bcril.com.

This is for your information and record.

Yours faithfully,
BCPL Railway Infrastructure Limited

Devshree Sinha
Company Secretary & Compliance Officer
Membership No. A21786
Contact : +91 9674911121

REGISTERED OFFICE

112, Raja Ram Mohan Roy Sarani, Ground Floor, Kolkata - 700 009, Phone : 2219 0085 / 1814, 9674911100, Fax : 91 33 2241 8401
E-mail : corp@bcril.com, Website : www.bcril.com CIN NO : L51109WB1995PLC075801

ERRATIC RAINS TAKE A TOLL

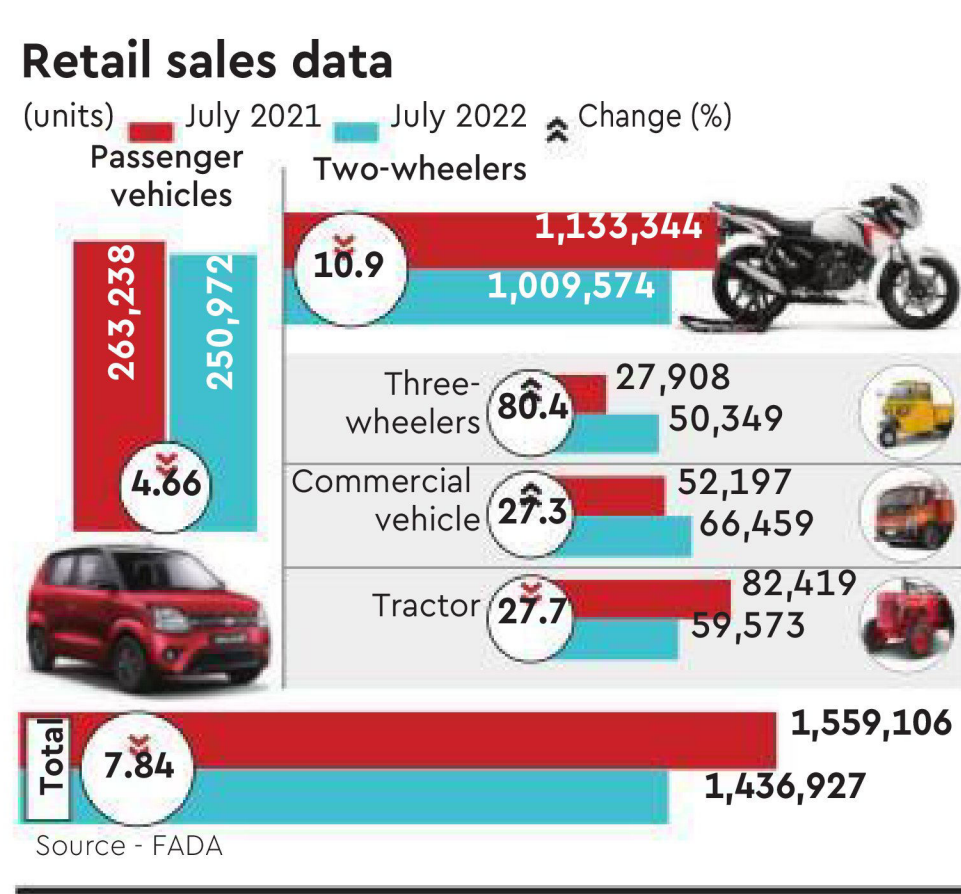
Auto retail sales in slow lane in July

FE BUREAU
New Delhi, August 4

WITH PASSENGER VEHICLE, two-wheeler and tractor segments underperforming, the overall automobile retails registered a decline in July in comparison to the same month last year. Although sales were expected to relatively improve going forward with the arrival of the festive season, erratic monsoon and tensions between China and Taiwan have raised fresh concerns.

Cumulative retail sales, including those of passenger vehicles (PVs), two-wheelers, commercial vehicles (CVs), three-wheelers and tractors, slipped 7.84% y-o-y in July, the data released by the Federation of Automobile Dealers Associations (FADA) on Thursday showed. Besides, they were 19.92% lower than 1,794,297 units sold in the pre-Covid month of July 2019.

PV sales, which fell 4.66% y-o-y, were 19.07% higher in comparison to July 2019 when retail sales stood at 210,775 units. "The PV segment is witnessing a dream run as retail sales are already higher than 2019. Even though there is a blip in July numbers, the industry is continuously introducing new models,



especially in the compact SUV segment," said Vinkesh Gulati, president, FADA.

The two-wheeler segment continued to face headwinds as retail sales were down 10.92% y-o-y amid poor demand from rural areas and high ownership costs. In comparison to July 2019 sales of 1,399,532 units, there was a decline of 27.86%.

Two-wheeler retails are in stark contrast to the wholesale despatches, which were in green for most original equipment manufacturers (OEMs) in July. According to industry experts,

OEMs are pushing vehicles to the dealerships with the expectation that the situation will improve in the festive season.

A high base and lower than expected rainfall in several states, resulting in relatively less Kharif sowing, led to tractor sales falling 27.72% y-o-y in July. But they were 7.20% better than 55,571 units in July 2019.

The three-wheeler segment made a strong recovery with sales rising 80.41% y-o-y, while the CV segment continued its growth momentum climbing 27.32% y-o-y.



IndiGo to let passengers disembark from 3 doors

FE BUREAU
New Delhi, August 4

IN A GLOBAL FIRST, India's largest carrier IndiGo on Thursday introduced a new three-point disembarkation process which will enable the passengers to exit the aircraft from three doors.

The new process will be carried out from two forward and one rear exit ramps, IndiGo said on the occasion of its 16th anniversary.

"...At IndiGo, we constantly and dynamically keep reinventing our internal standards to enable a hassle-free customer experience as well as contributing to operational efficiencies for all stakeholders including airport operators and ground handling companies," said Ronojoy Dutta, CEO, IndiGo.

The system will allow the airline to save five-six minutes, leading to a quicker turnaround of planes. It usually takes 13-14 minutes for all passengers to get off an A321 aircraft. The new

SpiceJet flights to be reinstated gradually, says regulator

INDIA WILL ALLOW SpiceJet to reinstate flights in a "graded manner" once the airline shows it has sufficient engineering strength and the financial ability to stock up on spares, the air safety watchdog said. The chief of the Directorate

General of Civil Aviation, Arun Kumar, said SpiceJet will be permitted to reinstate its capacity but in a gradual manner and once it demonstrates it has fixed the manpower and spare part shortages.

—REUTERS

system will bring this down to seven-eight minutes.

The airline will initially implement the new process on A320 and A321 fleet for flights arriving at Delhi, Mumbai and Bengaluru airports.

"...Adding a third ramp for disembarkation is a simple yet effective way to complete a smooth travel experience for our customers," said Sanjeev Ramdas, executive vice president, IndiGo.

InterGlobe Aviation, the operator of IndiGo, on Wednesday reported a consolidated net

loss of ₹1,064.26 crore for the three months to June, owing to headwinds caused by the depreciating rupee and higher fuel prices. However, it was successful in narrowing down its loss from ₹3,174.18 crore witnessed in the year-ago quarter.

Revenue from operations increased 327.52% y-o-y to ₹12,855.29 crore. The total income rose 310.65% y-o-y to ₹13,018.81 crore, its highest ever in a quarter. Its total expenses during the April-June period climbed 121.97% y-o-y to ₹14,083.05 crore.

Dabur posts flat growth in profit

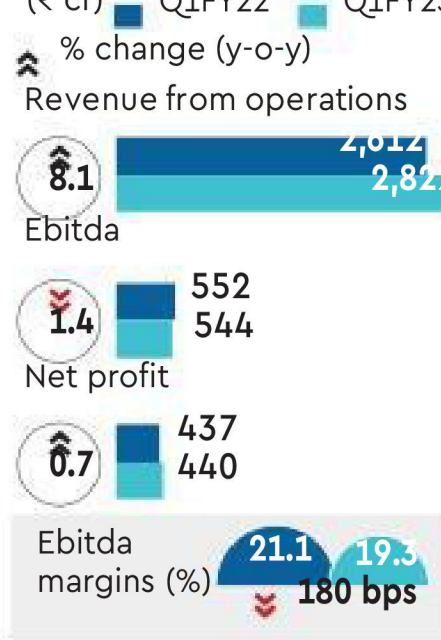
FE BUREAU
New Delhi, August 4

DABUR INDIA POSTED a flat year-on-year growth in consolidated net profit to ₹440 crore for the quarter ended June 30, as the company's effective tax rate for consolidated business decreased from 22.8% to 21.9%, but raw material inflation continued to raise costs and impacted margins.

Consolidated revenue from operations increased 8.1% y-o-y to ₹2,822 crore with an underlying volume growth of 5% in the India FMCG business. The June quarter revenue growth, which stands at 10.3% on constant currency basis, comes on a high base of 32% in the same quarter last year.

Ebitda (earnings before interest, tax, depreciation and amortisation) fell 1.4% y-o-y to ₹544 crore, while the operating margins fell 180 basis points y-o-y to 19.3%. Price increases of around 5% coupled with cost savings partially mitigated unprecedented inflation, it said in an investor presentation.

Report card



Dwindling consumer sentiments in the face of significant and increasing inflationary headwinds continued to remain a concern. "The demand environment remained stressed in view of the heavy inflation, which saw consumers switch to more affordable smaller packs of branded consumer goods," said Mohit Malhotra, chief executive officer, Dabur India.

Rural and urban demand growth were at par for Dabur.

Britannia net profit dips 13%

FE BUREAU
Bengaluru, August 4

BRITANNIA INDUSTRIES REPORTED a net profit of ₹335.74 crore in the April-June quarter, down 13.24% from the ₹387.01 crore it had reported in the same period last year, as higher input costs and soaring inflation weighed on the company's margins.

In Q1FY23, the company reported revenue of ₹3,700.96 crore, an increase of 8.74% from the ₹3,403.46 crore it reported in the year-ago period.

Sequentially, the manufacturer's net profit slipped 11.16% from the ₹377.95 crore it had reported in the January-March period while its revenue climbed just 4.23% from Q4FY22's ₹3,550.45 crore.

Total expenses were also up 12.28% to ₹3,293.15 from ₹2,932.96 reported in the corresponding quarter last year.

While the company reported an operating profit of ₹450 crore in the quarter, its operating margin fell to 12.11% in Q1FY23 from Q1FY22's 14.90%. In the January-March quarter it at 14.35%.

Varun Berry, managing director, Britannia Industries, said commodities like wheat and industrial fuel witnessed high price pressures between 15% and 20%, impacting margins. But he said they would improve going forward.

Blue Star Q1 profit rises to ₹74 crore

AIR CONDITIONING AND COMMERCIAL refrigeration maker Blue Star on Thursday saw its consolidated net profit jump to ₹74.35 crore in the June quarter on higher demand. The company had posted a consolidated net profit of ₹12.71 crore in the April-June quarter a year ago, it said in a regulatory filing.

Its revenue from operations was up 87.28% at ₹1,970.32 crore. —PTI

MRO-TEK REALTY LIMITED		STATEMENT OF UN-AUDITED RESULTS FOR THE QUARTER ENDED 30 TH JUNE, 2022			
(formerly known as 'MRO-TEK LIMITED')		(Rs. In Lakhs Except EPS)			
Regd. Office: No.6, 'Maruthi Complex', New BEL Road, Chikkamaranahalli, Bengaluru-560 054		Quarter Ended		Year Ended	
CIN No.: L28112KA1984PLC005873 Phone: 080-42499000		30/Jun/2022	31/Mar/2022	30/Jun/2021	31/Mar/2022
Website: www.mro-tek.com		Un-Audited	Audited	Un-Audited	Audited
Sl. No.	Particulars				
1	Total income from operations	935.57	697.18	9,226.21	12,363.29
2	Net Profit / (Loss) for the period before Tax, Exceptional and Extraordinary Items	(155.89)	(145.69)	8,268.08	8,084.43
3	Net Profit / (Loss) for the period before Tax, but after Exceptional and Extraordinary Items	(155.89)	(145.69)	8,268.08	8,084.43
4	Net Profit / (Loss) for the period after Tax, after Exceptional and Extraordinary Items	(128.05)	(145.31)	8,131.00	7,868.80
5	Total Comprehensive Income for the period (Comprising Profit/(Loss) for the period (after tax) and Other Comprehensive Income (after tax))	(124.57)	(143.73)	8,131.36	7,862.70
6	Equity Share Capital	934.23	934.23	934.23	934.23
7	Other Equity	5,899.14	6,023.72	6,292.37	6,023.72
8	Earnings Per Share (of ₹ 5/-each) for Continuing and discontinued Operations				
	1. Basic :	₹ (0.69)	(0.78)	43.52	42.11
	2. Diluted:	₹ (0.69)	(0.78)	43.52	42.11

NOTES :-
1 These results have been prepared in accordance with the IND AS (Indian Accounting Standards) Rules, 2015. The above Results have been reviewed by the Audit Committee and approved by the Board of Directors at their respective meetings held on 3rd August, 2022.
2 The above is an extract of the detailed format of Quarterly Financial Results for the Quarter ended 30th June, 2022 filed with the Stock Exchanges under Regulation 33 of the SEBI (Listing and Other Disclosure Requirements) Regulations 2015. The full format of the Quarterly Financial Results are available on the websites of the Stock Exchanges and the website of the company, "www.mro-tek.com".
3 Figures for the earlier period have been re-grouped wherever necessary.

Place : Bengaluru
Date : 3rd August 2022

WINDLAS BIOTECH LIMITED		EXTRACT OF CONSOLIDATED AND STANDALONE AUDITED FINANCIAL RESULTS FOR THE QUARTER ENDED 30 JUNE 2022			
(formerly known as Windlas Biotech Private Limited)		₹ in Millions			
Registered office: 40/1 Mohabewala Industrial Area, SBI Road, Dehradun-248110 (Uttarakhand), India		Standalone		Consolidated	
Telephone No: 0135-6608000 Email ID: cs@windlasbiotech.com Website: www.windlasbiotech.com		For the Quarter ended on	For the year ended on	For the Quarter ended on	For the year ended on
CIN: L74899UR2001PLC033407		30.06.22	31.03.22	30.06.22	31.03.22
		(Unaudited)	(Audited)	(Unaudited)	(Audited)
Sr. No	PARTICULARS				
1	Total Income from operations	1,199	4,659	1,199	4,659
2	Net Profit / (Loss) for the period (before tax and Exceptional Items)	135	460	135	456
3	Net Profit / (Loss) for the period before tax (after Exceptional Items)	135	460	135	456
4	Net Profit / (Loss) for the period after tax (after Exceptional Items)	98	386	98	381
5	Total Comprehensive Income for the period (Comprising Profit / (Loss) for the period (after tax) and Other Comprehensive Income (after tax))	96	384	96	379
6	Equity Share Capital	109	109	91	109
7	Other Equity		3,842		3,839
8	Earnings Per Share (of ₹ 5/- each) (for continuing and discontinued operations)				
	1. Basic:	4.50	18.81	4.50	18.58
	2. Diluted:	4.50	18.81	4.50	18.58

Notes:
1. The standalone and the consolidated financial results have been reviewed by the audit committee and approved by the board of directors at their meetings held on August 04, 2022 and limited review has been carried out by statutory auditor. The standalone and consolidated figures for the quarter ended 31st March 2022 are the balancing figure between the audited figures in respect of the year ended 31st March 2022 and the published unaudited figures for the 9 month ended 31st December 2021.
2. The above is an extract of the detailed format of Financial Results for the Quarter ended 30 June 2022 filed with the Stock Exchanges under Regulation 33 of the SEBI (LODR) Regulations, 2015. The full format of the Financial Results for the Quarter ended 30 June 2022 are available on the websites of Stock Exchange(s) (www.bseindia.com and www.nseindia.com) and on the website of Company (www.windlasbiotech.com).

For and on behalf of the board of directors of Windlas Biotech Limited (formerly known as Windlas Biotech Private Limited)

—Sd—
Hitesh Windlass
Managing Director
DIN: 02030941

Place: Gurgaon
Date: August 4, 2022

THE SANDESH LIMITED
CIN:L22121GJ1943PLC000183
Registered Office: "SANDESH BHAVAN", Lad Society Road, B.H. Vastrapur Gam, P.O. Bodakdev, Ahmedabad-380054 (Gujarat-India)
Phone No.: (079) 40004000, Email: cs@sandesh.com, Website: www.sandesh.com

NOTICE
(For the attention of Equity Shareholders of the Company)

Sub: Transfer of Equity Shares of the Company to Investor Education and Protection Fund (IIEPF) Authority

This Notice is published pursuant to the provisions of Section 124 (6) of the Companies Act, 2013 ("Act") read with the Investor Education and Protection Fund Authority (Accounting, Audit, Transfer and Refund) Rules, 2016, as amended ("Rules").

The Act & Rules amongst other matters, contain provisions for transfer of all unpaid and unclaimed dividends to the Investor Education and Protection Fund established by the Central Government, after completion of seven years from the date they become due.

Further all the shares in respect of which dividend has not been paid or claimed by the shareholders for seven consecutive years or more from the date they become due, have to be transferred to the Demat Account maintained by the Investor Education and Protection Fund Authority ("IEPF Authority").

The Company has sent individual communication to the concerned shareholders through speed post at their latest available registered address, whose shares are liable to be transferred during the Financial Year 2022-23 to IEPF Authority, hence the shareholders are requested to claim their unpaid / unclaimed dividend lying unpaid / unclaimed for seven consecutive years from the date they become due. The Company has uploaded full details of such shareholders and shares due for transfer to IEPF Authority on its website at www.sandesh.com.

The concerned shareholders, holding shares in physical form and whose shares are liable to be transferred to IEPF Authority, may note that the Company would be issuing new share certificate(s) in lieu of the original share certificate(s) held by them for the purpose of dematerialization and transfer of shares to IEPF Authority as per Rules and upon such issue, the original share certificate(s) which stands registered in their name will stand automatically cancelled and be deemed non-negotiable. Shareholders may further note that the details uploaded by the Company on its website should be regarded and shall be deemed adequate notice in respect of issue of the new share certificate(s) by the Company for the purpose of transfer of shares to IEPF Authority pursuant to the Rules. In case if shares are held in demat form, the Company shall inform the depository by way of corporate action for transfer of shares lying in the demat account of the shareholders in favor of IEPF Authority.

In absence of any claim from the concerned shareholders latest by **November 05, 2022**, the Company shall, with a view to comply with the requirements of the Rules, proceed to transfer the shares held by such shareholders in physical or demat form to the Demat Account of IEPF Authority within a period of 30 days from **November 05, 2022**. Please note that no claim shall lie against the Company in respect of unpaid/unclaimed dividend amount and shares transferred to IEPF Authority.

In the event of transfer of shares and the unpaid/unclaimed dividends to IEPF Authority, you are entitled to claim the same from IEPF by submitting an online application in the prescribed Form IEPF-5 available on the website of IEPF (www.iepf.gov.in) and sending a duly signed physical copy of the same to the Company along with requisite documents as enumerated in the Form IEPF-5.

For any clarification on the subject matter and the Rules, concerned shareholders may write to the Company at its Registered office addressing to the Secretarial Department, Sandesh Bhavan, Lad Society Road, B.H. Vastrapur Gam, P.O. Bodakdev, Ahmedabad - 380054 or call on Tel.: (079) - 40004319 or send email at cs@sandesh.com or contact the Company's Registrar and Share Transfer Agent viz. MCS Share Transfer Agent Limited at its Regional office at 201, Shatadai Complex, 2nd Floor, Ashram Road, Ahmedabad - 380009 Tel.: (079) 26580461 / 62 / 63 Fax No.: (079) 26581296 Email ID: mcstahadm@gmail.com.

Place: AHMEDABAD
Date: August 4, 2022

For, THE SANDESH LIMITED
DHAVAL PANDYA
COMPANY SECRETARY

UJJIVAN
Build a Better Life

Ujjivan Financial Services Limited
L65999KA2004PLC035329
Registered Office: Grape Garden, No. 27, 3rd A Cross, 1883 Main, 6th Block, Koramangala, Bengaluru 560095 Phone: +91 80 4071 2121 Email: compliance@ujjivanfin.com

Statement of Consolidated Financial Results for the Quarter ended June 30, 2022 (₹ in Lakhs)

Sl. No.	Particulars	Quarter ended		Year ended	
		June 30, 2022	June 30, 2021	Mar 31, 2022	Mar 31, 2021
		Unaudited		Audited	
1.	Total Income from Operations (Net)	1,00,620	70,041	2,99,516	3,06,598
2.	Net Profit / (Loss) (before tax, exceptional and / Extraordinary items)	37,992	(13,293)	(30,397)	(31,933)
3.	Net Profit / (Loss) before tax (after Exceptional and/or Extraordinary items)	37,992	(13,293)	(30,397)	(31,933)
4.	Net Profit / (Loss) after tax (after Exceptional and/or Extraordinary items)	29,527	(9,933)	(23,050)	(23,911)
5.	Total Comprehensive Income for the period (Comprising Profit / (Loss) for the period (after tax) and Other Comprehensive Income (after tax))	29,526	(9,138)	(22,711)	(23,750)
6.	Paid up Equity Share capital	12,168	12,166	12,168	12,166
7.	Reserves (excluding revaluation reserves)	-	-	2,20,093	2,39,051
8.	Earnings per Share (EPS) Basic (₹)	20.23	(6.80)	(15.76)	(16.34)
	Diluted (₹)	20.23	(6.80)	(15.76)	(16.34)

Key numbers of standalone results are as under:

Sl. No.	Particulars	Quarter ended		Year ended	
		June 30, 2022	June 30, 2021	Mar 31, 2022	Mar 31, 2021
		Unaudited		Audited	
1.	Total Income from Operations	170	171	675	844
2.	Profit Before Tax	91	61	301	389
3.	Profit After Tax	68	46	217	293

Notes:
1. The above results were reviewed by the Audit Committee and thereafter approved and taken on record by the Board of Directors at their meeting held on August 04, 2022.
2. The above is an extract of the detailed format of quarterly / annual Financial Results filed with the stock exchanges under Regulation 33 of the SEBI (Listing Obligations and Disclosure Requirements) Regulations, 2015. The full format of the Financial Results for the quarter ended June 30, 2022 is available on the Stock Exchange websites www.nseindia.com and www.bseindia.com and also on the company's website www.ujjivan.com.
3. These financial results have been prepared in accordance with the recognition and measurement principles of Indian Accounting Standard ("Ind AS") prescribed under Section 133 of the Companies Act, 2013 read with Companies (Indian Accounting Standards) Rules, 2015 (as amended).

By order of the Board
For Ujjivan Financial Services Limited
Sd/-
Samit Ghosh
Non-Executive Chairman
DIN: 00185369

Place: Bengaluru
Date: August 04, 2022

www.ujjivan.com

