

29th October, 2020

BSE Limited,
Phiroze Jeejeebhoy Towers,
Dalal Street,
Mumbai 400 001.
Scrip code: 532343

National Stock Exchange of India Ltd
Exchange Plaza, 5th Floor,
Bandra-Kurla Complex,
Bandra (E), Mumbai 400 051.
Scrip code: TVSMOTOR

Dear Sir,

Sub : Standalone and Consolidated Unaudited financial results for the quarter ended 30th September 2020 (limited reviewed)

In continuation of our letter dated 1st October 2020, pursuant to Regulation 33 and 52 of Securities and Exchange Board of India (Listing Obligations and Disclosure Requirements) Regulations, 2015, the standalone and consolidated unaudited financial results for the quarter and half year ended 30th September 2020 along with Limited Review reports thereon are enclosed.

We are also enclosing a press release and presentation on the financial performance of the Company.

The above financial results have been duly approved by the board of directors at its meeting held today which commenced at 1.45 P.M. and concluded at 5.10 P.M

Kindly acknowledge receipt.

Thanking you,

Yours faithfully,
For TVS MOTOR COMPANY LIMITED

K S Srinivasan
Company Secretary

Encl : a/a

Tel. : 2200 4465, 2206 7440
Fax : 91- 22-2200 0649
E-mail : mumbai@vsa.co.in
Website : www.vsa.co.in

V. Sankar Aiyar & Co.

CHARTERED ACCOUNTANTS
2-C, Court Chambers
35, New Marine Lines
Mumbai - 400 020

**Independent Auditor's Limited Review Report on the Unaudited Stand-alone
Financial Results of the Company for the Quarter ended 30 September 2020 and
Year-To-Date**

To:
The Board of Directors
TVS MOTOR COMPANY LIMITED
"Chaitanya",
No. 12, Khader Nawaz Khan Road,
Nungambakkam
Chennai 600006

1. We have reviewed the accompanying statement of unaudited interim financial results of **TVS Motor Company Limited** for quarter ended 30 September 2020 and year to date results for the period from 1 April 2020 to 30 September 2020, being submitted by the Company pursuant to the requirements of Regulation 33 of the SEBI (Listing Obligations and Disclosure Requirements), Regulations, 2015, as amended ("Listing Obligations").
2. This statement is the responsibility of the Company's Management and has been approved by the Board of Directors at their meeting held on 29th October 2020 has been prepared in accordance with recognition and measurement principles laid down in Indian Accounting Standard 34 "Interim Financial Reporting" ("Ind AS 34") prescribed under section 133 of the Companies Act, 2013 and other accounting principles generally accepted in India and which has been initialed by us for identification purposes. Our responsibility is to issue a report on these financial statements based on our review.
3. We conducted our review of the Statement in accordance with the Standard on Review Engagements (SRE) 2410 "Review of Interim Financial Information Performed by the Independent Auditor of the Entity", issued by the Institute of Chartered Accountants of India. This standard requires that we plan and perform the review to obtain moderate assurance as to whether the financial statements are free of material misstatement. A review is limited primarily to inquiries of company personnel and analytical procedures applied to financial data and thus provides less assurance than an audit. We have not performed an audit and accordingly, we do not express an audit opinion.
4. Based on our review conducted as above, nothing has come to our attention that causes us to believe that the accompanying statement of standalone unaudited financial results prepared in accordance with applicable accounting standards and other recognized accounting practices and policies has not disclosed the information required to be disclosed in terms of Regulation 33 of the SEBI (Listing Obligations and Disclosure Requirements) Regulations, 2015 including the manner in which it is to be disclosed, or that it contains any material misstatement.

For V. SANKAR AIYAR & CO.
Chartered Accountants
ICAI Regn. No.109208W

UDIN	20023116AAAAQQ5862
------	--------------------

Place: Chennai
Date: 29 October 2020



S. Venkataraman

S. VENKATARAMAN
Partner
M. No.023116

TVS MOTOR COMPANY LIMITED

Regd office: "Chaitanya", No. 12, Khader Nawaz Khan Road, Nungambakkam, Chennai 600 006
 Website: www.tvsmotor.com Telephone No. (044) 28332115 Fax No. (044) 28332113 Email: contactus@tvsmotor.com
 CIN: L35921TN1992PLC022845



STATEMENT OF STANDALONE UNAUDITED FINANCIAL RESULTS FOR THE QUARTER AND HALF YEAR ENDED 30TH SEPTEMBER 2020

(Rs. in Crores)

S. No	Particulars	Quarter Ended			Half Year Ended		Year Ended
		30.09.2020	30.06.2020	30.09.2019	30.09.2020	30.09.2019	31.03.2020
		(1)	(2)	(3)	(4)	(5)	(6)
		(Unaudited)					(Audited)
1	Sales in Numbers	867834	266933	885716	1134767	1808861	3263302
2	Revenue from Operations	4,605.49	1,431.73	4,347.84	6,037.22	8,816.46	16,423.34
3	Other income	11.09	2.59	4.90	13.68	6.10	32.10
	Total Income	4,616.58	1,434.32	4,352.74	6,050.90	8,822.56	16,455.44
4	Expenditure						
	a) Cost of materials consumed	3,602.72	891.31	3,150.32	4,494.03	6,441.22	11,854.80
	b) Purchase of stock-in-trade	56.99	20.24	70.16	77.23	128.83	259.20
	c) Changes in inventories of finished goods, work-in-process and stock-in-trade	-135.10	174.81	(30.73)	39.71	(22.58)	21.93
	d) Employee benefits expense	214.27	197.02	233.74	411.29	482.59	938.41
	e) Finance cost	40.71	52.29	28.48	93.00	57.59	102.19
	f) Depreciation and amortisation expense	133.08	91.08	124.07	224.16	243.44	489.03
	g) Other expenses	436.49	197.17	542.40	633.66	1,048.66	2,003.14
	Total	4,349.16	1,623.92	4,118.44	5,973.08	8,379.75	15,668.70
5	Profit / (Loss) before Exceptional items (2+3-4)	267.42	(189.60)	234.30	77.82	442.81	786.74
6	Exceptional Items - (Gain) / Loss	-	-	(76.04)	-	(76.04)	32.33
7	Profit / (Loss) before tax (5-6)	267.42	(189.60)	310.34	77.82	518.85	754.41
8	Tax expense / (Credit)						
	a) Current tax	70.43	(50.21)	91.29	20.22	154.26	233.90
	b) Deferred tax	0.74	(0.32)	(35.96)	0.42	(32.72)	(71.74)
	Total tax expense / (Credit)	71.17	(50.53)	55.33	20.64	121.54	162.16
9	Profit / (Loss) for the period (7-8)	196.25	(139.07)	255.01	57.18	397.31	592.25
10	Other Comprehensive Income / (Loss) (net of tax)						
	a) Items that will not be reclassified to profit or loss	15.29	8.73	(20.88)	24.02	(37.10)	(68.45)
	b) Items that will be reclassified to profit or loss	12.68	28.82	(10.77)	41.50	(10.04)	(49.78)
11	Total Comprehensive Income / (Loss) for the period (9+10)	224.22	(101.52)	223.36	122.70	350.17	474.02
12	Paid up equity share capital (Face value of Re.1/- each)	47.51	47.51	47.51	47.51	47.51	47.51
13	Reserve excluding Revaluation Reserves	-	-	-	-	-	3,570.58
14	Earnings Per Share (Face value of Re. 1/- each) (not annualised)						
	(i) Basic (in Rs.)	4.13	(2.93)	5.37	1.20	8.36	12.47
	(ii) Diluted (in Rs.)	4.13	(2.93)	5.37	1.20	8.36	12.47

Notes :

- The Operations of the Company relate to only one segment viz., automotive vehicles and parts.
- During the quarter ended 30th September 2020, the Company has made the following investments in its subsidiaries / associate:
 - Rs.50.00 Crores in Equity shares of TVS Credit Services Limited, Chennai;
 - Rs.30.00 Crores in Ultraviolette Automotive Pvt Ltd, Bengaluru;
 - Rs.26.50 Crores in Equity shares of TVS Motor (Singapore) Pte Limited, Singapore;
 - Rs.22.00 Crores in Equity shares of PT TVS Motor Company Indonesia, Jakarta;
- The above unaudited financial results were reviewed and recommended by the Audit Committee and approved by the Board of Directors at their meetings held on 29th October 2020. These results have been subjected to limited review by the Statutory Auditors of the Company.
- Post COVID-19 lockdown, the Company has started its operations and is gradually moving towards normalcy, however the situation continues to be still evolving. The Company has taken into account external and internal information for assessing possible impact of COVID-19 on various elements of its financial results, including recoverability of assets.

For TVS Motor Company Limited

Place : Chennai
Date : 29th October 2020

V. SANKAR AIYAR
MIDMATA
CHARTERED ACCOUNTANTS

Chairman

Additional disclosures as per Regulations 52(4) of SEBI (Listing Obligations and Disclosure Requirements), Regulations, 2015

1. Pursuant to Non-Convertible Debentures (NCD) of TVS MOTOR COMPANY LIMITED being listed, below are the details on a Standalone basis as per Listing Regulations:

Particulars	Quarter ended		Half year ended		Year ended
	30.09.2020	30.09.2019	30.09.2020	30.09.2019	31.03.2020
Debt service coverage ratio (No. of times) [Refer note (a)]	6.55	7.55	1.48	6.28	7.15
Interest service coverage ratio (no. of times) [Refer note (b)]	7.57	9.23	1.84	8.69	8.7
Net Debt to Equity : (no. of times) [Refer note (c)]	0.15	0.40	0.15	0.40	0.44
Net Worth - Rs. In Crores	3740.79	3692.33	3740.79	3692.33	3618.09
Capital Redemption Reserve	NOT APPLICABLE				
Debenture Redemption Reserve	NOT APPLICABLE				
Credit rating issued by CARE for NCD			AA+		
Previous due dates for payment of interest / principal			NOT APPLICABLE		
Next due date for payment of interest for NCD			15.05.2021		

Notes:

- (a) Debt service coverage ratio: (Profit before Interest, Tax and Exceptional item) / (Finance cost + Principal repayment of Long term borrowings made during the period excluding prepayments)
 (b) Interest service coverage ratio: (Profit before Interest, Tax and Exceptional item) / (Finance cost)
 (c) Net Debt to Equity : Debt [Non current borrowing + Current borrowing + Current maturity of Non current borrowing (-) Cash and Cash equivalents] / Total Equity

2. Pursuant to Commercial papers of TVS MOTOR COMPANY LIMITED being listed, below are the details on a standalone basis as per Listing Regulations:




i. Credit rating issued by CARE for Commercial paper:	A1+	
ii. Previous due dates for payment of interest / principal of CP repayment	NOT APPLICABLE	
iii.. Details of Commercial Papers issued during the half year ended 30th September, 2020	Rs in Crs	Date of redemption
	50.00	04.11.2020
	50.00	18.01.2021
	100.00	21.01.2021
	100.00	09.03.2021
	100.00	12.03.2021

Place : Chennai
 Date : 29th October 2020



For TVS Motor Company Limited

Chairman

TVS Motor Company Limited		
Regd office: "Chaitanya", No. 12, Khader Nawaz Khan Road, Nungambakkam, Chennai 600 006 TVS 		
Website:www.tvsmotor.com Telephone No. (044) 28332115 Fax No. (044) 28332113 Email:contactus@tvsmotor.com		
CIN:L35921TN1992PLC022845		
STATEMENT OF STANDALONE ASSETS AND LIABILITIES		
(Rs. In Crores)		
Particulars	As at 30.09.2020	As at 31.03.2020
	Unaudited	Audited
ASSETS		
Non-Current Assets		
(a) Property, Plant and Equipment	2,647.55	2,619.73
(b) Capital work-in-progress	50.83	126.56
(c) Right of use Asset	101.16	103.48
(d) Other Intangible assets	162.83	176.73
(e) Intangible assets under development	218.13	158.87
(f) Financial Assets		
i. Investments	3,006.86	2,605.88
ii. Other Financial assets	26.64	249.66
(g) Non-current Tax assets (net)	60.88	10.71
(h) Other non-current assets	66.16	80.11
Total non-current assets	6,341.04	6,131.73
Current Assets		
(a) Inventories	866.22	1,038.93
(b) Financial Assets		
i. Trade receivables	832.76	1,281.36
ii. Cash and cash equivalents	1,441.55	414.30
iii. Bank balances other than (ii) above	4.09	4.87
iv. Other Financial assets	16.90	18.00
(c) Current Tax Assets (net)	4.49	0.62
(d) Other current assets	501.96	471.35
Total current assets	3,667.97	3,229.43
Total assets	10,009.01	9,361.16
EQUITY AND LIABILITIES		
Equity		
(a) Equity Share capital	47.51	47.51
(b) Other Equity	3,693.28	3,570.58
Total equity	3,740.79	3,618.09
Liabilities		
Non-current liabilities		
(a) Financial Liabilities		
i. Borrowings	1,452.28	904.63
ii. Lease liability	86.26	85.79
(b) Provisions	98.73	83.40
(c) Deferred tax liabilities (net)	177.36	158.05
Total non-current liabilities	1,814.63	1,231.87
Current liabilities		
(a) Financial Liabilities		
i. Borrowings	391.61	1,070.00
ii. Lease liability	22.11	23.89
iii. Trade payables		
a. Total outstanding dues of micro and small enterprises	98.55	116.60
b. Total outstanding dues of other than (iii) (a) above	3,286.32	2,769.79
iv. Other financial liabilities	229.16	149.85
(b) Other current liabilities	341.16	288.22
(c) Provisions	84.68	92.85
Total Current liabilities	4,453.59	4,511.20
Total liabilities	6,268.22	5,743.07
Total equity and liabilities	10,009.01	9,361.16
Place : Chennai		
Date : 29th October 2020		
	 	For TVS Motor Company Limited Chairman

TVS Motor Company Limited

TVS 

Regd office: "Chaitanya", No. 12, Khader Nawaz Khan Road, Nungambakkam, Chennai 600 006
 Website:www.tvsmotor.com Telephone No. (044) 28332115 Fax No. (044) 28332113 Email:contactus@tvsmotor.com
 CIN:L35921TN1992PLC022845

STATEMENT OF STANDALONE UNAUDITED CASH FLOW

(Rs. in Crores)

S.No.	Particulars	Half Year Ended	
		30-09-2020	30-09-2019
A	Cash flow from operating activities:		
	Profit before tax	77.82	518.85
	Add:		
	Depreciation and amortisation for the year	224.16	243.44
	(Profit) / Loss on sale of fixed assets	0.05	(3.06)
	Unrealised exchange (gain) / loss	36.79	(10.07)
	Dividend income	-	(0.25)
	Interest income	(13.31)	(2.69)
	Finance cost	93.00	57.59
	Provisions	(0.06)	8.19
	Operating profit before working capital changes	418.45	812.00
	Adjustments for:		
	Trade receivables	409.66	(143.77)
	Inventories	172.71	184.41
	Other current assets	(30.61)	69.43
	Other financial assets	57.58	(7.23)
	Trade payables	501.21	(132.39)
	Other financial liabilities (excluding current maturity of non-current borrowings)	(58.00)	(13.97)
	Other current liabilities	52.94	(117.81)
	Other non - current assets	(1.54)	(6.85)
	Cash generated from operations	1,522.40	643.82
	Direct taxes paid	(72.00)	(100.00)
	Net cash from operating activities	1,450.40	543.82
B	Cash flow from investing activities:		
	Purchase of Property, Plant and Equipment & Other Intangible Assets net of capital advance	(207.26)	(339.64)
	Sale of fixed assets	11.09	6.14
	Investments in subsidiaries and associates	(124.99)	(189.73)
	Share application money paid	(26.51)	(45.00)
	Purchase of other non-current investments	(3.97)	(5.19)
	Interest received	12.20	2.69
	Dividends received	-	0.25
	Net cash from / (used in) investing activities	(339.44)	(570.48)
C	Cash flow from financing activities :		
	Borrowings:		
	Non-current borrowings availed / (repaid)	679.95	(22.06)
	Current borrowings availed / (repaid)	(678.39)	82.96
	Other bank balances	0.78	0.13
	Finance cost paid	(70.50)	(57.86)
	Repayment of lease liabilities	(15.55)	(8.47)
	Net cash from / (used in) financing activities	(83.71)	(5.30)
	Net change in cash and cash equivalents (A)+ (B)+ (C)	1,027.25	(31.96)
	Cash and cash equivalents at the beginning of the period	414.30	39.01
	Cash and cash equivalents at the end of the period	1,441.55	7.05

Place : Chennai
Date : 29th October 2020

For TVS Motor Company Limited




Chairman

Tel. : 2200 4465, 2206 7440
Fax : 91- 22-2200 0649
E-mail : mumbai@vsa.co.in
Website : www.vsa.co.in

V. Sankar Aiyar & Co.
CHARTERED ACCOUNTANTS
2-C, Court Chambers
35, New Marine Lines
Mumbai - 400 020

**Independent Auditor's Review Report on Review of
Consolidated Unaudited Quarterly and Year to date Consolidated Financial Results**

TO
THE BOARD OF DIRECTORS,
TVS MOTOR COMPANY LIMITED.
"Chaitanya",
12, Khader Nawaz Khan Road,
Nungambakkam,
Chennai – 600006.

1. We have reviewed the accompanying Statement of Consolidated Unaudited Financial Results of **TVS Motor Company Limited** ("the Parent") and its subsidiaries (the Parent and its subsidiaries together referred to as ("the Group"), and its share of the net loss after tax and total comprehensive loss of its associates for the quarter ended 30th September 2020 and year to date results for the period from 1 April 2020 to 30 September 2020 ("the Statement"), being submitted by the Parent pursuant to the requirement of Regulation 33 of the SEBI (Listing Obligations and Disclosure Requirements) Regulations, 2015, as amended ("Listing Regulations").
2. This Statement, which is the responsibility of the Parent's Management and approved by the Parent's Board of Directors at their meeting held on 29th October 2020, has been prepared in accordance with the recognition and measurement principles laid down in Indian Accounting Standard 34 "Interim Financial Reporting" ("Ind AS 34"), prescribed under Section 133 of the Companies Act, 2013, and other accounting principles generally accepted in India and in compliance with Regulation 33 of the Listing Regulations and which has been initialed by us for identification purposes. Our responsibility is to express a conclusion on the Statement based on our review.
3. We conducted our review of the Statement in accordance with the Standard on Review Engagements (SRE) 2410 "Review of Interim Financial Information Performed by the Independent Auditor of the Entity", issued by the Institute of Chartered Accountants of India. A review of interim financial information consists of making inquiries, primarily of persons responsible for financial and accounting matters, and applying analytical and other review procedures. A review is substantially less in scope than an audit conducted in accordance with Standards on Auditing and consequently does not enable us to obtain assurance that we would become aware of all significant matters that might be identified in an audit. Accordingly, we do not express an audit opinion.

We have also performed procedures in accordance with the circular issued by the SEBI under Regulation 33 (8) of the SEBI (Listing Obligations and Disclosure Requirements) Regulations, 2015, as amended, to the extent applicable.



4. The Statement includes the results of the following entities:

List of Subsidiaries

1. PT. TVS Motor Company Indonesia
2. TVS Motor (Singapore) Pte. Limited
3. TVS Motor Company (Europe) BV
4. TVS Housing Limited
5. Sundaram Holdings USA Inc. (Subsidiary of SACL)
6. Sundaram Auto Components Limited (SACL)
7. TVS Motor Services Limited
8. TVS Credit Service Limited

Subsidiary of TVS Credit Services Limited

9. Harita Collections Services Private Limited
10. Harita ARC Services Private Limited
11. TVS Micro Finance Private Limited
12. TVS Commodity Financial Solutions Private Limited
13. TVS Two Wheeler Mall Private Limited
14. TVS Housing Finance Private Limited

Subsidiaries of Sundaram Holdings USA Inc.

15. Green Hills Land Holding LLC
16. Component Equipment Leasing LLC
17. Sundaram Clayton USA LLC (formerly Workspace Project LLC)
18. Premier Landing Holding LLC

Subsidiary of TVS Singapore Pte. Limited

19. The Norton Motorcycle Co., Ltd

List of Associates

1. Emerald Haven Realty Ltd.
2. Ultraviolette Automotive Private Limited
3. Tagbox Solutions Private Limited.

Associate of TVS Motor (Singapore) Pte. Ltd.

4. Predictronics Corp.
 5. Tagbox Pte Ltd.
 6. Scienaptics Systems Inc
5. Based on our review conducted and procedures performed as stated in paragraph 3 above and based on the consideration of the review reports of other auditors referred to in paragraph 6 below, nothing has come to our attention that causes us to believe that the accompanying Statement, prepared in accordance with the recognition and measurement principles laid down in the aforesaid Indian Accounting Standard and other accounting principles generally accepted in India, has not disclosed the information required to be disclosed in terms of Regulation 33 of the SEBI (Listing Obligations and Disclosure Requirements) Regulations, 2015, as amended, including the manner in which it is to be disclosed, or that it contains any material misstatement.



6. We did not review the interim financial information of two subsidiaries included in the consolidated unaudited financial results, whose interim financial information reflect total assets of Rs. 1,461.96 Crores as at 30 September 2020 and total revenues of Rs. 522.76 Crores and Rs. 989.60 Crores, total net profit/(loss) after tax of Rs. 8.50 Crores and Rs. (13.99) Crores and total comprehensive income/(loss) of Rs. 1.26 Crores and Rs. (27.63) Crores, for the quarter ended 30 September 2020 and for the period from 1 April 2020 to 30 September 2020, respectively, and cash flows (net) of Rs. (105.20) Crores for the period from 1 April 2020 to 30 September 2020 as considered in the consolidated unaudited financial results. The consolidated unaudited financial results also include the Group's share of net loss after tax of Rs. (0.28) Crores and total comprehensive loss of Rs. (0.28) Crores for the quarter ended 30th September 2020, as considered in the consolidated unaudited financial results, in respect of one associate, whose interim financial results have not been reviewed by us. These financial information have been reviewed by other auditor's whose report has been furnished to us by the Management and our conclusion on the Statement, in so far as it relates to the amounts and disclosures included in respect of these subsidiaries and associates, is based solely on the report of the other auditor and the procedures performed by us as stated in paragraph 3 above.

Our conclusion on the statement is not modified in respect of the above matter.

7. The consolidated unaudited financial results include the interim financial information of nine subsidiaries which have not been reviewed by their auditors and are based solely on management certified accounts, whose financial information reflect total assets of Rs. 1,397.82 Crores as at 30 September 2020 and total revenue of Rs. 106.78 Crores and Rs. 157.48 Crores, total net (loss) after tax of Rs. (22.71) Crores and Rs. (27.40) Crores and total comprehensive Loss of Rs. (38.43) Crores and Rs. (25.70) Crores for the quarter ended 30 September 2020 and for the period from 1 April 2020 to 30 September 2020, respectively and cash flows (net) of Rs.(242.09) Crores for the period from 1 April 2020 to 30 September 2020, as considered in the consolidated unaudited interim financial results. The consolidated unaudited interim financial results also include the Group's share of net loss after tax of Rs. (1.06) Crores and Rs.(1.17) Crores and total comprehensive loss of Rs. (1.06) Crores and Rs.(1.17) crores for the quarter ended 30 September 2020, and for the period from 1 April 2020 to 30 September 2020, respectively, as considered in the consolidated unaudited interim financial results, in respect of four associates based on their interim financial information which have not been reviewed by their auditors and are based solely on management certified accounts. Nine subsidiaries and three associates are located outside India whose financial information have been prepared in accordance with accounting principles generally accepted in their respective countries. The Parent Company's Management has converted these financial information from accounting principles generally accepted in their respective countries, to Indian Accounting Standards (Ind AS) prescribed under Section 133 of the Companies Act, 2013 and other accounting principles generally accepted in India. We have reviewed these conversion adjustments made by the Parent Company's Management. Our conclusion in so far as it relates to such subsidiaries and associate located outside India is based on the aforesaid conversion adjustments prepared by the Parent Company's Management and reviewed by us. According to the information and explanations given to us by the Management, these financial information are not material to the Group.

Our conclusion on the Statement is not modified in respect of the above matter.

For V. SANKAR AIYAR & CO.

Chartered Accountants

ICAI Regn. No. 109208W

UDIN	20023116AAAQR3317
------	-------------------

Place: Chennai
Date: 29 October 2020



S. VENKATARAMAN

Partner

M. No.023116

TVS MOTOR COMPANY LIMITED



Regd office: "Chaitanya", No. 12, Khader Nawaz Khan Road, Nungambakkam, Chennai 600 006
 Website: www.tvsmotor.com Telephone No. (044) 28332115 Fax No. (044) 28332113 Email: contactus@tvsmotor.com
 CIN: L35921TN1992PLC022845

STATEMENT OF CONSOLIDATED UNAUDITED FINANCIAL RESULTS FOR THE QUARTER AND HALF YEAR ENDED 30TH SEPTEMBER 2020

(Rs. in Crores)

S. No	Particulars	Quarter Ended			Half Year Ended		Year Ended
		30.09.2020	30.06.2020	30.09.2019	30.09.2020	30.09.2019	31.03.2020
		(1)	(2)	(3)	(4)	(5)	(6)
		(Unaudited)					(Audited)
1	Revenue from Operations	5,254.36	1,939.65	4,960.27	7,194.01	9,978.61	18,849.31
2	Other income	15.23	6.70	6.61	21.93	14.54	51.83
	Total Income	5,269.59	1,946.35	4,966.88	7,215.94	9,993.15	18,901.14
3	Expenditure						
	a) Cost of materials consumed	3,648.28	933.51	3,205.05	4,581.79	6,540.96	12,050.84
	b) Purchase of stock-in-trade	56.99	20.24	70.16	77.23	128.83	259.20
	c) Changes in inventories of finished goods, work-in-process and stock-in-trade	(123.28)	154.03	(27.83)	30.75	(29.54)	6.73
	d) Employee benefits expense	417.76	347.22	388.62	764.98	768.51	1,539.35
	e) Finance cost	238.69	212.88	203.99	451.57	408.40	854.54
	f) Depreciation and amortisation expense	150.37	105.42	135.62	255.79	266.32	556.00
	g) Other expenses	621.17	411.09	746.79	1,032.26	1,432.32	2,720.14
	Total	5,009.98	2,184.39	4,722.40	7,194.37	9,515.80	17,986.80
4	Profit before Share of Profit / (Loss) of associates and Exceptional items (1+2-3)	259.61	(238.04)	244.48	21.57	477.35	914.34
5	Share of profit/(loss) of Associates	(2.78)	(2.83)	(2.74)	(5.61)	(4.08)	(8.59)
6	Profit before Exceptional items (4+5)	256.83	(240.87)	241.74	15.96	473.27	905.75
7	Exceptional Items - (Gain) / Loss	1.42	-	(76.04)	1.42	(76.04)	40.33
8	Profit before tax (6-7)	255.41	(240.87)	317.78	14.54	549.31	865.42
9	Tax expense / (Credit)						
	a) Current tax	70.13	(50.16)	96.13	19.97	175.15	294.65
	b) Deferred tax	3.87	(7.92)	(35.23)	(4.05)	(33.96)	(76.03)
	Total tax expense / (Credit)	74.00	(58.08)	60.90	15.92	141.19	218.62
10	Profit / (Loss) for the period (8-9)	181.41	(182.79)	256.88	(1.38)	408.12	646.80
11	Other Comprehensive Income / (Loss), net of tax						
	a) Items that will not be reclassified to profit or loss	15.61	7.14	(21.64)	22.75	(38.34)	(73.66)
	b) Items that will be reclassified to profit or loss	(10.68)	41.75	(6.33)	31.07	(5.71)	(36.43)
12	Total Comprehensive Income / (Loss) for the period (10+11)	186.34	(133.90)	228.91	52.44	364.07	536.71
13	Net Profit / (Loss) attributable to						
	a) Owners of the Company	179.93	(179.37)	253.57	0.56	399.97	624.62
	b) Non controlling interest	1.48	(3.42)	3.31	(1.94)	8.15	22.18
14	Other Comprehensive income / (Loss) attributable to						
	a) Owners of the Company	6.01	49.88	(28.91)	55.89	(44.80)	(107.36)
	b) Non controlling interest	(1.08)	(0.99)	0.94	(2.07)	0.75	(2.73)
15	Total Comprehensive income / (Loss) attributable to						
	a) Owners of the Company	185.94	(129.49)	224.66	56.45	355.17	517.26
	b) Non controlling interest	0.40	(4.41)	4.25	(4.01)	8.90	19.45
16	Paid up equity share capital (Face value of Re.1/- each)	47.51	47.51	47.51	47.51	47.51	47.51
17	Reserve excluding Revaluation Reserves	-	-	-	-	-	3,234.59
18	Earnings Per Share (Face value of Re. 1/- each) (not annualised)						
	(i) Basic (in Rs.)	3.79	(3.78)	5.34	0.01	8.42	13.15
	(ii) Diluted (in Rs.)	3.79	(3.78)	5.34	0.01	8.42	13.15

Notes :

- The above unaudited financial results were reviewed and recommended by the Audit Committee and approved by the Board of Directors at their respective meetings held on 29th October 2020. These results have been subjected to limited review by the statutory auditors of the Company.
- Post COVID-19 lockdown, the Company has started its operations and gradually moving towards normalcy, however the situation continues to be still evolving. The Company has taken into account external and internal information for assessing possible impact of COVID-19 on various elements of its financial results, including recoverability of assets.
- Exceptional item represents one time costs associated with voluntary separation incurred by a Subsidiary.
- The Company acquired The Norton Motor Cycles Co. Ltd., UK, during the year and its financial results have been consolidated by following Ind AS 103- Business Combinations (revised-24 July 2020).

For TVS Motor Company Limited

Place : Chennai
Date : 29th October 2020




Chairman

TVS Motor Company Limited



Regd office: "Chaitanya", No. 12, Khader Nawaz Khan Road, Nungambakkam, Chennai 600 006
 Website: www.tvsmotor.com Telephone No. (044) 28332115 Fax No. (044) 28332113 Email: contactus@tvsmotor.com
 CIN: L35921TN1992PLC022845

STATEMENT OF CONSOLIDATED ASSETS AND LIABILITIES

(Rs. In Crores)

Particulars	As at 30.09.2020	As at 31.03.2020
	Unaudited	Audited
ASSETS		
Non-Current Assets		
(a) Property, Plant and Equipment	3,084.66	3,066.54
(b) Capital work-in-progress	800.34	847.14
(c) Right of use Asset	222.49	235.14
(d) Investment Properties	137.70	137.70
(e) Goodwill	2.20	2.20
(f) Goodwill on consolidation	186.11	186.11
(g) Other Intangible assets	386.68	183.00
(h) Intangible assets under development	218.13	158.87
(i) Financial Assets		
i. Investments	217.69	210.70
ii. Loans (Receivable from financing activity)	4,735.38	4,148.49
iii. Other Financial assets	13.26	36.64
(j) Investments accounted using equity method	219.60	160.21
(k) Non-current Tax assets (net)	96.03	28.34
(l) Other non-current assets	108.64	132.09
Total non-current assets	10,428.91	9,533.17
Current Assets		
(a) Inventories	1,023.02	1,188.47
(b) Financial Assets		
i. Trade receivables	1,018.87	1,454.36
ii. Loans (Receivable from financing activity)	5,621.39	5,306.84
iii. Cash and cash equivalents	1,766.53	1,079.69
iv. Bank balances other than (iii) above	18.99	27.88
v. Other Financial assets	108.17	93.19
(c) Current Tax Assets (net)	37.69	2.43
(d) Other current assets	587.96	593.98
Total current assets	10,182.62	9,746.84
Total assets	20,611.53	19,280.01
EQUITY AND LIABILITIES		
Equity		
(a) Equity Share capital	47.51	47.51
(b) Other Equity	3,290.61	3,234.59
Equity attributable to owners	3,338.12	3,282.10
Non-controlling interest	317.51	320.94
Total equity	3,655.63	3,603.04
Liabilities		
Non-current liabilities		
(a) Financial Liabilities		
i. Borrowings	5,843.63	5,221.23
ii. Lease liability	169.20	194.28
ii. Others	46.78	9.84
(b) Provisions	130.36	122.22
(c) Deferred tax liabilities (net)	97.59	87.12
Total non-current liabilities	6,287.56	5,634.69
Current liabilities		
(a) Financial Liabilities		
i. Borrowings	3,215.33	3,780.70
ii. Lease liability	47.99	47.62
iii. Trade payables		
a. Total outstanding dues of micro and small enterprises	104.60	121.49
b. Total outstanding dues of other than (iii) (a) above	3,676.22	3,065.35
iv. Other financial liabilities	2,908.17	2,538.37
(b) Other current liabilities	528.68	388.98
(c) Provisions	187.35	99.77
Total Current liabilities	10,668.34	10,042.28
Total liabilities	16,955.90	15,676.97
Total equity and liabilities	20,611.53	19,280.01

Place : Chennai
 Date : 29th October 2020

For TVS Motor Company Limited



Chairman

TVS Motor Company Limited

TVS 

Regd office: "Chaitanya", No. 12, Khader Nawaz Khan Road, Nungambakkam, Chennai 600 006
 Website:www.tvsmotor.com Telephone No. (044) 28332115 Fax No. (044) 28332113 Email:contactus@tvsmotor.com

CIN:L35921TN1992PLC022845

STATEMENT OF CONSOLIDATED UNAUDITED CASH FLOW

(Rs. in Crores)

S.No.	Particulars	Half Year Ended	
		30.09.2020	30.09.2019
A	Cash flow from operating activities:		
	Profit before tax	14.54	549.31
	Add:		
	Depreciation and amortisation for the year	255.79	266.32
	(Profit) / Loss on sale of fixed assets	-	(3.06)
	Unrealised exchange (gain) / loss	36.79	3.23
	Net (profit)/ loss from Associate using equity method	5.61	4.08
	Dividend income	-	(1.18)
	Interest income	(13.75)	(9.03)
	Finance cost [excluding relatable to financial enterprise]	90.21	63.30
	Provisions	99.70	15.43
	Operating profit before working capital changes	488.89	888.40
	Adjustments for:		
	Loans given by Financial enterprise (Net)	(901.44)	(617.65)
	Trade receivables	396.55	(129.92)
	Inventories	165.45	135.00
	Other current assets	7.13	53.15
	Other financial assets	48.88	(8.89)
	Trade payables	596.13	(31.43)
	Other financial liabilities (excluding current maturity of non-current borrowings)	291.53	(40.32)
	Other current liabilities	139.70	(116.07)
	Other non - current assets	(21.71)	(11.26)
	Cash generated from operations	1,211.11	121.00
	Direct taxes paid	(90.64)	(145.09)
	Net cash from operating activities	1,120.47	(24.09)
B	Cash flow from investing activities:		
	Purchase of property, plant and equipment and Intangible assets after adjusting capital advance	(471.17)	(456.81)
	Sale of fixed assets	11.54	6.14
	Investments in associates	(45.81)	(53.94)
	Contribution from non-controlling Interest	-	45.00
	Purchase of other non-current investments	(3.97)	(23.33)
	Interest received	12.64	9.03
	Dividends received	-	1.18
	Net cash from / (used in) investing activities	(496.77)	(472.72)
C	Cash flow from financing activities :		
	Borrowings:		
	Non-current borrowings availed / (repaid)	737.61	612.56
	Current borrowings availed / (repaid)	(527.02)	(94.22)
	Other bank balances	8.89	5.97
	Finance cost paid	(84.89)	(61.17)
	Repayment of lease liabilities	(33.10)	(19.62)
	Net cash from / (used in) financing activities	101.49	443.52
	Net change in cash and cash equivalents (A)+ (B)+ (C)	725.19	(53.29)
	Cash and cash equivalents at the beginning of the period	1,041.34	138.89
	Cash and cash equivalents at the end of the period	1,766.53	85.60

Place : Chennai
Date : 29th October 2020



For TVS Motor Company Limited

Chairman

TVS Motor Company Limited



Regd office: "Chaitanya", No. 12, Khader Nawaz Khan Road, Nungambakkam, Chennai 600 006
 Website: www.tvsmotor.com Telephone No. (044) 28332115 Fax No. (044) 28332113 Email: contactus@tvsmotor.com
 CIN:L35921TN1992PLC022845

CONSOLIDATED SEGMENT INFORMATION FOR THE QUARTER AND HALF YEAR ENDED 30TH SEPTEMBER 2020

(Rs. in Crores)

S. No.	Particulars	Quarter Ended / As at			Half Year Ended / As at		Year Ended /
		30.09.2020	30.06.2020	30.09.2019	30.09.2020	30.09.2019	As at
		Unaudited					Audited
1	Segment Revenue						
	a) Automotive Vehicles & Parts	4,670.78	1,460.64	4,393.83	6,131.42	8,901.73	16,601.07
	b) Automotive Components	131.21	34.03	150.68	165.24	286.50	528.60
	c) Financial services	517.24	461.56	492.76	978.80	948.13	1,989.64
	d) Others	0.02	0.02	0.01	0.04	0.21	0.63
	TOTAL	5,319.25	1,956.25	5,037.28	7,275.50	10,136.57	19,119.94
	Less: Inter-Segment Revenue	64.89	16.60	77.01	81.49	157.96	270.63
	Revenue from operations	5,254.36	1,939.65	4,960.27	7,194.01	9,978.61	18,849.31
2	Segment Results						
	Profit / (Loss) before tax and interest						
	a) Automotive Vehicles & Parts	293.59	(157.95)	322.49	135.64	539.05	810.60
	b) Automotive Components	3.30	(12.67)	7.38	(9.37)	13.25	17.06
	c) Financial services	12.72	(28.66)	24.72	(15.94)	70.43	201.07
	d) Others	0.02	0.01	-	0.03	0.09	0.02
	TOTAL	309.63	(199.27)	354.59	110.36	622.82	1,028.75
	Less: i) Finance cost	51.44	38.77	34.07	90.21	69.43	154.74
	ii) Other unallocable expenditure net of unallocable income	-	-	-	-	-	-
	Share of profit/(loss) of Associates	(2.78)	(2.83)	(2.74)	(5.61)	(4.08)	(8.59)
	Profit / (Loss) before tax	255.41	(240.87)	317.78	14.54	549.31	865.42
3	Segment Assets						
	a) Automotive Vehicles & Parts	8,202.26	7,200.18	8,230.16	8,202.26	8,230.16	7,619.35
	b) Automotive Components	1,196.98	1,173.29	1,058.60	1,196.98	1,058.60	1,196.94
	c) Financial services	11,208.54	10,612.78	8,320.24	11,208.54	8,320.24	10,459.97
	d) Others	3.75	3.75	3.57	3.75	3.57	3.75
	Segment Assets	20,611.53	18,990.00	17,612.57	20,611.53	17,612.57	19,280.01
4	Segment Liabilities						
	a) Automotive Vehicles & Parts	6,688.60	5,834.40	5,368.19	6,688.60	5,368.19	6,149.38
	b) Automotive Components	653.24	616.61	582.53	653.24	582.53	645.28
	c) Financial services	9,611.19	9,066.84	8,045.89	9,611.19	8,045.89	8,879.41
	d) Others	2.87	2.88	3.29	2.87	3.29	2.90
	Segment Liabilities	16,955.90	15,520.73	13,999.90	16,955.90	13,999.90	15,676.97

Place : Chennai
 Date : 29th October 2020

For TVS Motor Company Limited

[Signature]

Chairman

TVS Motor Company Revenue grows by 6%;

EBITDA increases to 9.3% in Q2

Chennai, October 29, 2020: TVS Motor Company reported a revenue of Rs. 4,617 Crores in the second quarter of 2020-21 as against Rs. 4,353 Crores in the second quarter of 2019-20 registering a growth of 6%. Company's PBT before exceptional items has grown by 14% at Rs. 267 Crores during this quarter as against Rs. 234 Crores during the quarter ended September 2019. In second quarter of last year, the Company had reported a onetime exceptional gain of Rs. 76 Crores resulting in PBT after exceptional item of Rs. 310 Crores. During the quarter, Company reported Profit After Tax (PAT) of Rs. 196 Crores.

Despite COVID-19 challenges, the Company strengthened its supply chain during second quarter of 2020-21. The production and sales improved consistently from July 2020 onwards. In the month of July 2020, the total two-wheeler sales was 2.44 Lakh numbers, it improved to 2.77 Lakh numbers in the month of August 2020 and in September 2020 sales further improved to 3.13 Lakh numbers. In the month of September 2020 sales grew by 4.2%.

Total two-wheeler sales of 8.34 Lakh for the quarter was almost in line with last year second quarter number of 8.42 Lakh. Two-wheeler export sales grew by 7.8% compared to Q2 of last year. Motorcycles registered sales of 3.66 Lakh units in the quarter ended September 2020 as against sales of 3.42 Lakh units registered in the quarter ended September 2019. Scooter sales of the Company for the quarter registered sales of 2.70 Lakh units as against sales of 3.33 Lakh units in the quarter ended September 2019. Total three wheelers registered sales of 0.33 Lakh units in the quarter ended September 2020 as against sales of 0.43 Lakh units in the quarter ended September 2019.

Half-year results

Half-yearly numbers are not true reflection of the demand since Q1 of 2020-21 got severely impacted due to COVID lockdown.

PRESS RELEASE



The total two-wheeler sales of the Company for the half-year ended September 2020 is 10.90 Lakh units as against 17.26 Lakh units recorded in the half-year ended September 2019. The total three-wheeler sales for the half-year ended September 2020 is 0.45 Lakh units as against 0.83 Lakh units registered in the half-year ended September 2019. The total export of two and three wheelers for the half-year ended September 2020 is 2.96 Lakh units as against 4.20 Lakh units in the half-year ended September 2019.

Total revenue in the half-year ended September 2020 is Rs. 6,051 Crores against Rs. 8,823 Crores in the half-year ended September 2019. PBT before exceptional items for the half-year ended September 2020 is Rs. 78 Crores as against Rs. 443 Crores in the half-year ended September 2019. During last year, the Company had reported a onetime exceptional gain of Rs. 76 Crores resulting in PBT after exceptional item of Rs. 519 Crores. During the half-year ended September 2020 Company reported Profit After Tax of Rs. 57 Crores.

About TVS Motor Company

We are a reputed two and three-wheeler manufacturer, and the flagship company of the USD 8.5 billion TVS Group. We believe in Championing Progress through Mobility. Rooted in our 100-year legacy of Trust, Value, Passion for Customers and Exactness, we take pride in making internationally aspirational products of the highest quality through innovative and sustainable processes. We endeavour to deliver the most superior customer experience at all our touch points across 60 countries. We are the only two-wheeler company to have received the prestigious Deming Prize. Our products lead in their respective categories in the JD Power IQS and APEAL surveys for the past five years. We have been ranked No. 1 Company in the JD Power Customer Service Satisfaction Survey for consecutive four years. For more information, please visit www.tvsmotor.com.

For more information, please contact:

Varghese M Thomas: vm.thomas@tvsmotor.com

KS Harini: ks.harini@tvsmotor.com



TVSM Results

Q/E

30th September 2020



Highlights - Q/E September 2020

- Despite COVID-19 challenges TVSM strengthened its supply chain during Sep'20 quarter. The production and sales improved consistently from Jul'20 onwards.
- In the month of Jul'20 the total 2W sales was 2.44 lakh numbers, it improved to 2.77 lakh numbers in Aug'20 and in Sep'20 sales further improved to 3.13 lakh numbers. Consequently, the total 2W sales of 8.34 lakh for the quarter was almost in line with last year second quarter number of 8.42 lakh.
- 2W export sales grown by 7.8% compared to Q2 of last year.
- Strong focus on cost reduction initiatives helped the company to improve EBITDA for the quarter to 9.3% compared to 8.8% during Q2 of 2019-20.
- PBT before exceptional items for the quarter is Rs 267.4 crores compared to Rs 234.3 crores of last year.

Sales - Q/E Sep 2020

Nos. in '000



Q2 2019-20	Particulars	Q2 2020-21
342	Motorcycles	366
168	Mopeds	199
333	Scooters	270
43	Three wheelers	33
886	Total	868

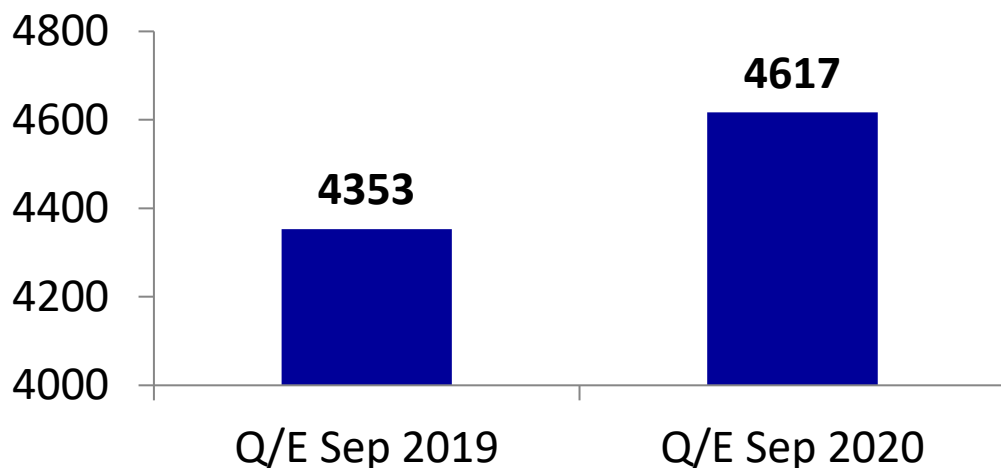


Apr-Sep 2019	Particulars	Apr-Sep 2020
759	Motorcycles	485
340	Mopeds	253
627	Scoters	352
83	Three wheelers	45
1,809	Total	1,135

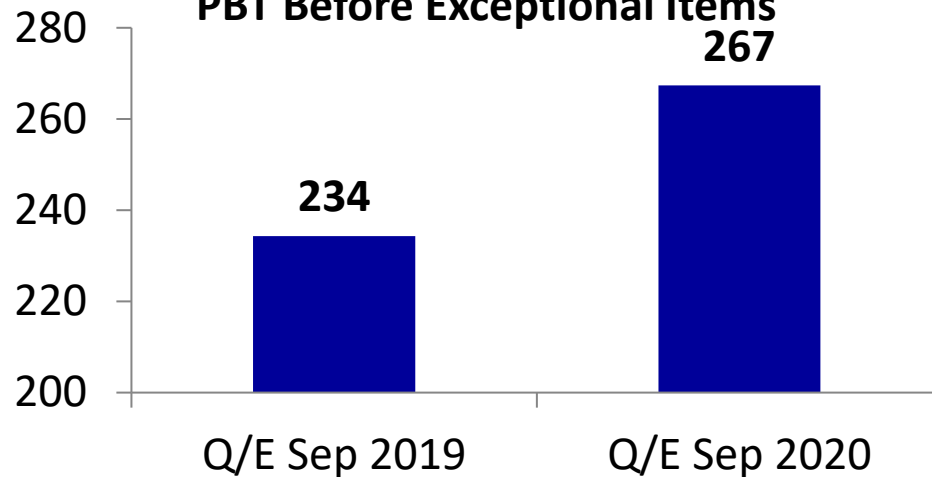


INR in Crores

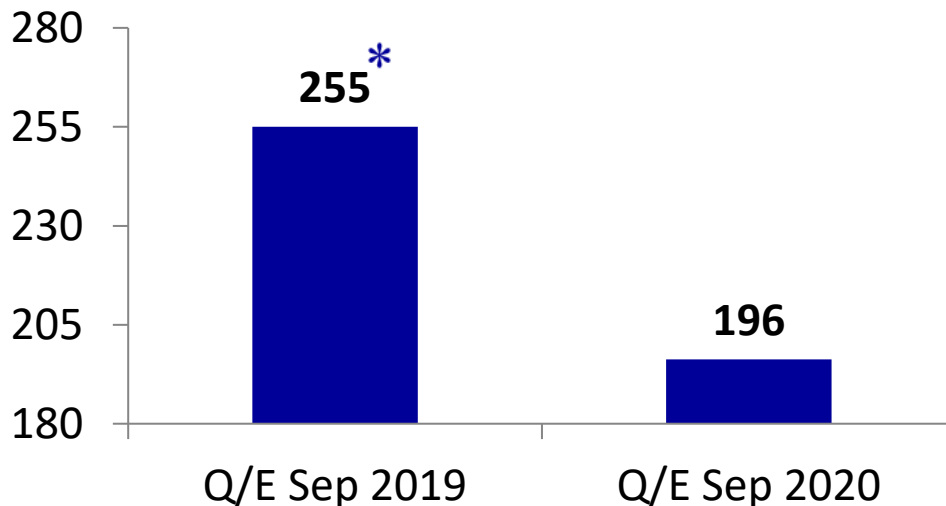
Total Revenue



PBT Before Exceptional Items



PAT

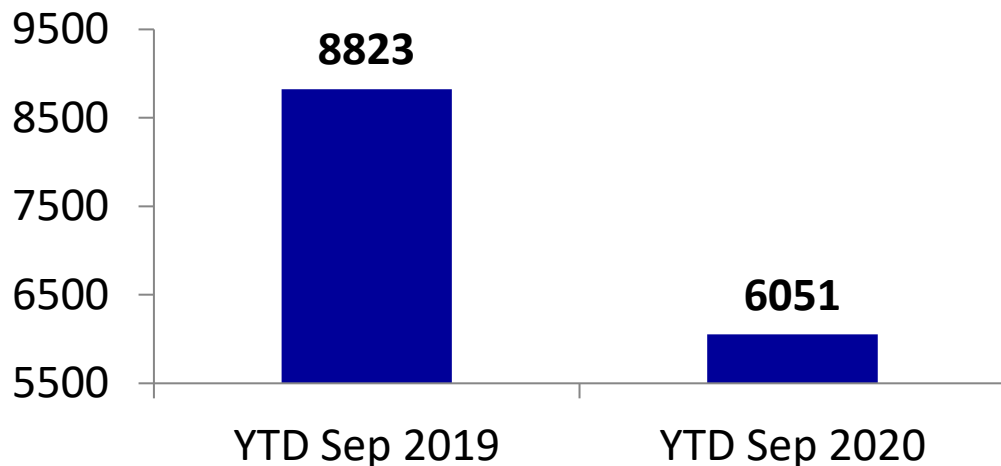


* Includes an exceptional gain of Rs. 62.48 Cr (net of tax)

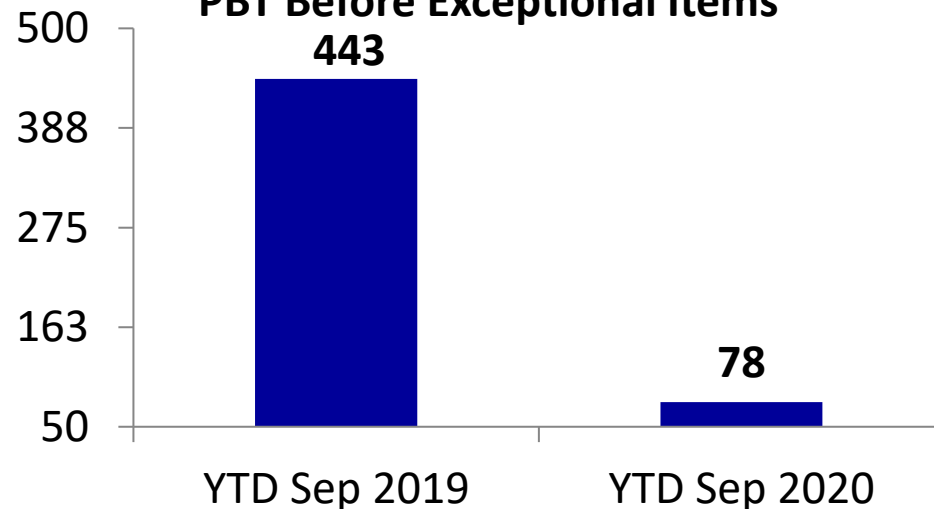


INR in Crores

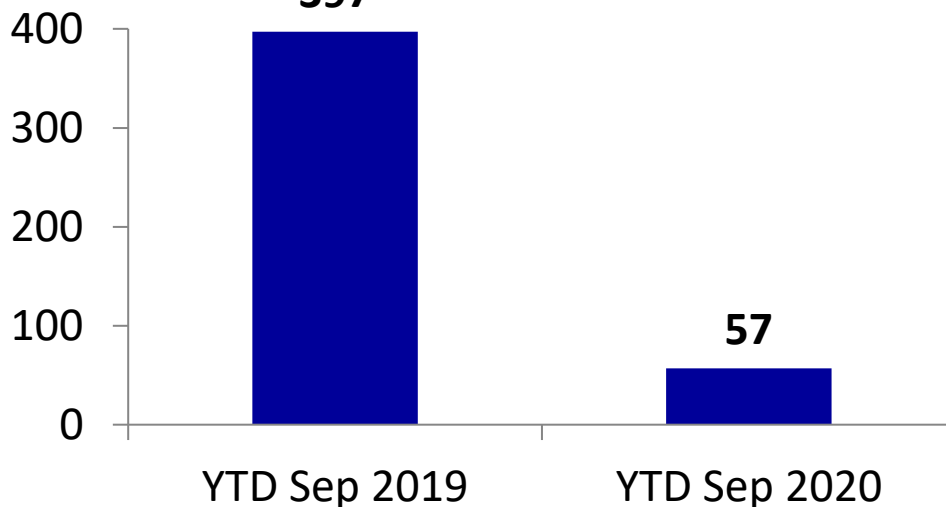
Total Revenue



PBT Before Exceptional Items



PAT



* Includes an exceptional gain of Rs. 62.48 Cr (net of tax)

TVS NTORQ 125 SuperSquad Edition Combat Blue



**TVS NTORQ RACE EDITION
Glossy Yellow + Black**





Apache RTR 200 4V Single-Channel ABS Black





Thank you

No part of this presentation is to be circulated, quoted, or reproduced for any distribution without prior written approval from TVS Motor Company Limited, PB 4, Harita, Hosur-635109, Tamilnadu, India. Certain parts of this presentation may be “forward looking statements” within the meaning of applicable laws and regulations and actuals may differ from those either expressed or implied.