



HCC/ SEC/ 2023

August 03, 2023

BSE Limited The Corporate Relationship Dept, 1st Floor, Phiroze Jeejeebhoy Towers, Dalal Street, Mumbai-400 001. Scrip Code: 500185	National Stock Exchange of India Ltd. Exchange Plaza, Bandra-Kurla Complex, Bandra (East), Mumbai-400 051. Scrip Code: HCC
---	--

Dear Sir,

Sub: Analyst /Institutional Investors Meeting

Further to our letter dated July 26, 2023 and pursuant to Regulation 30(6) of the SEBI (Listing Obligations and Disclosure Requirements) Regulations, 2015, we are enclosing herewith the copy of the presentation made before the meeting of the Analyst /Institutional Investors held on August 03, 2023.

Thanking you,

Yours faithfully,
For Hindustan Construction Company Ltd.

Nitesh Kumar Jha
Company Secretary

Enclosed: As above

Hindustan Construction Co Ltd

Hincon House,
LBS Marg, Vikhroli (West),
Mumbai - 400 083, India
Tel : +91 22 2575 1000 Fax : +91 22 2577 7568
CIN : L45200MH1926PLC001228

www.hccindia.com



HCC

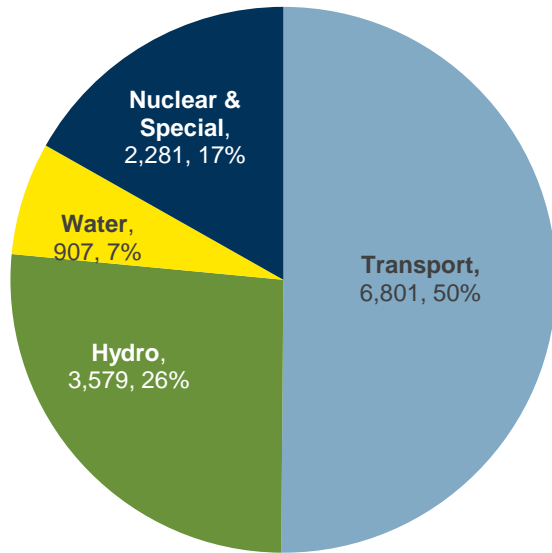
Hindustan Construction Co Ltd

Investor / Analyst Presentation

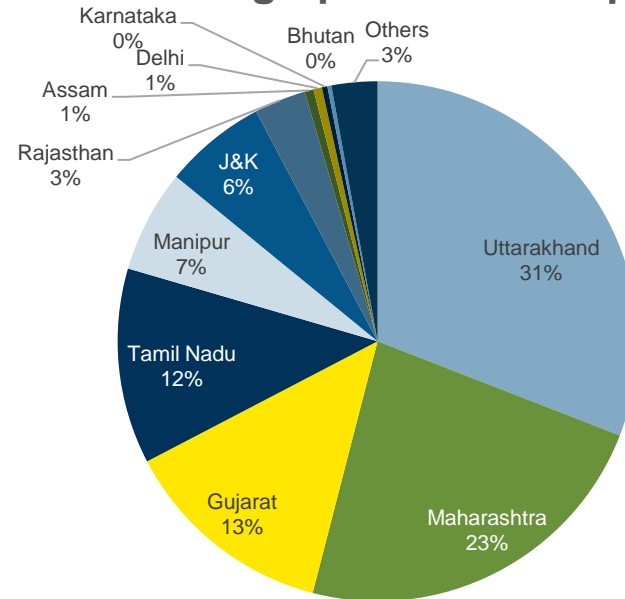
Q1 FY24

Order Backlog: ₹13,568 Cr

Business line wise break-up



Geographical break-up



Balanced portfolio having geographical spread across the country

BD Strategy: Focus on high value jobs in urban infra, underground structures, and hydro power space.

Bids Submitted during Q1 FY24: ₹2,029 Cr (HCC share ₹1,255 Cr)

Under Evaluation: ~ ₹3,000 Cr

Key Highlights: Q1 FY24

- Consolidated Group revenue at ₹2,564.8 Cr in Q1 FY24 versus ₹2,228.9 Cr in Q1 FY23
- Consolidated Profit at ₹52.7 Cr in Q1 FY24 versus a loss of ₹280.7 Cr in Q1 FY23
- Standalone E&C turnover of ₹1,230.9 Cr in Q1 FY24 versus ₹972.7 Cr in Q1 FY23
- Standalone Net Profit of ₹18.9 Cr in Q1 FY24 versus Loss of ₹150.8 Cr in Q1 FY23
- EBITDA margin: 12.6% in Q1 FY24 compared to 10.4% in Q1 FY23
- A topline growth of 26.5% compared to the same quarter last year has been attained
- Sustainable growth and improved cash flow have been achieved due to the implementation of various project streamlining initiatives
- Project completion certificates received for Munirka Flyover
- Focus on closing out of completed Projects
 - Sone Bridge and Sainj HEP - Demobilization completed
 - Pare HEP - Demobilization in Progress

Operations Update

Anji Khad Bridge



Segment launching completed.
Deck slab, Central Embankment, and Slope stabilization works are in progress.

DMRC DC06

Station Concourse Slab




Cross Passages




The construction of 1.4 km long twin tunnel and underground ramp is completed. Station Platform slab of Krishna Park Extn., Architectural works, and Cross Passage works are nearing completion.

Tehri PSP (4x250 MW)

Powerhouse: Electro-mechanical works



Upstream Surge Shaft 3 Lining



All civil and electro-mechanical works are progressing as per schedule.

Vishnugad Pipalkoti HEP(4x111MW)



TBM Drive re-commenced on 14th July 2023.

Nikachhu HEP (2x59 MW)



Two radial gates of the dam have been completed. Balance one gate is expected to be completed in October 2023.

Railway Tunnel T-49A

Main Tunnel 2nd stage concrete



Escape Tunnel 2nd stage concrete




Tunnels, Bridges, and Station Yard works are progressing as per schedule.

Rajasthan Atomic Power Project – Unit 7&8




Handover formalities have begun with the Department of Atomic Energy.

Mumbai Metro



MEP and finishing works in progress.



OT Duct erection at Down line in progress.

Mumbai Metro

Girgaon Station



NATM benching works in progress.

Grant Road Station



NATM finishing works in progress.

Mumbai Coastal Road



Launching works of bridges and interchanges are progressing as per schedule.

Consolidated Financials: Q1 FY24 (y-o-y & q-o-q)

Results are in accordance with the Indian Accounting Standards (Ind AS) notified by the Ministry of Corporate Affairs

Particular	Q1 FY24 ₹ Cr	Q1 FY23 ₹ Cr	y-o-y %	Q4 FY23 ₹ Cr
Income from Operations	2564.8	2228.9	15.1%	3094.1
Other Income	16.7	14.0	19.4%	13.5
Total Income	2581.5	2242.9	15.1%	3107.6
Construction Cost(incl. material)/ Other Exp.	2031.6	1987.5	2.2%	2580.3
Employees Cost	218.7	215.2	1.6%	198.9
EBITDA (excluding Other Income)	314.5	26.2		314.9
EBITDA margin (%) (excluding Other Income)	12.3%	1.2%		10.2%
Finance Cost	250.1	263.0	-4.9%	266.0
Depreciation	30.3	32.2	-6.1%	32.4
Exceptional items - Gain / (Loss)	-	-	-	155.4
Profit / (Loss) Before Tax and Exceptional Items	54.7	-254.6		32.7
Profit / (Loss) Before Tax after Exceptional Items	54.7	-254.6		188.1
Tax expense	2.0	26.1		-2.6
Profit / (Loss) After Tax	52.7	-280.7		190.7
Other comprehensive income / (loss)	17.9	24.52	-27.2%	-3.1
Total Comprehensive Income (after Tax)	70.6	-254.3		186.8

HCC Standalone Financials: Q1 FY24 (y-o-y & q-o-q)

Results are in accordance with the Indian Accounting Standards (Ind AS) notified by the Ministry of Corporate Affairs

Particular	Q1 FY24 ₹ Cr	Q1 FY23 ₹ Cr	y-o-y %	Q4 FY23 ₹ Cr
Income from Operations	1230.9	972.7	26.5%	1,844.8
Other Income	17.7	11.4	54.9%	19.3
Total Income	1248.4	984.2	26.8%	1,864.1
Construction Cost(incl. material)/ Other Exp.	998.8	790.2	26.4%	1,550.4
Employees Cost	77.0	81.0	-4.8%	83.3
EBITDA (excluding Other Income)	155.1	101.6	52.6%	211.1
EBITDA margin (%) (excluding Other Income)	12.6%	10.4%	20.6%	11.4%
Finance Cost	134.9	243.1	-44.5%	145.5
Depreciation	18.2	20.2	-10.0%	18.9
Exceptional items - Gain / (Loss)	-	-	-	-
Profit / (Loss) Before Tax and Exceptional Items	19.7	-150.3		66.0
Profit / (Loss) Before Tax after Exceptional Items	19.7	-150.3		66.0
Tax expense	0.8	0.5	49.5%	-0.2
Profit / (Loss) After Tax	18.9	-150.8		66.2
Other comprehensive income / (loss)	6.8	-3.4		3.2
Total Comprehensive Income (after Tax)	25.7	-154.2		69.4



HCC Concessions

Bahrapore Farakka Highway Ltd.



All works of Bahrapore Bypass completed except LHS of Bhagirathi Bridge, which will be completed by December 2023.



Steiner AG

Steiner AG Q1 FY24 Highlights

1. Steiner AG, Headquartered in Zurich, is a leading Real Estate Developer and Total Services Contractor in the Swiss real estate market. Specializes in turnkey development of new buildings and renovation of existing properties
2. Closing order backlog as of June 30, 2023: CHF 892.5 million (₹8,054 Cr)
3. Order intake during Q1 FY24 was CHF 59.5 million (₹537 Cr)

Key financials

As per IGAAP	Q1 FY24		Q1 FY23	
	CHF Million	₹ Cr	CHF Million	₹ Cr
Turnover	133.8	1,199	156.3	1,242
PAT/ (Loss)	1.2	11	(9.8)	(77)



НСС

Disclaimer

This presentation contains certain forward looking statements concerning future business prospects and profitability of HCC, which are subject to a number of risks and uncertainties and actual results could materially differ from those in such forward looking statements, important developments that could affect the company's operations include a downtrend in the infrastructure sector, significant changes in political and economic environment in India, tax laws, labour relations, litigation etc. The company does not undertake to make any announcement in case any of these forward looking statements become materially incorrect in future or update any forward looking statements made from time to time by or on behalf of the company.