



Date: August 05, 2021

To,

The Manager, Department of Corporate Services (DCS-Listing) BSE Limited Phiroze Jeejeebhoy Towers, Dalal Street, Mumbai- 400001 Scrip Code: 531717	The Manager, Listing Compliance National Stock Exchange of India Ltd. Exchange Plaza, C-1, Block G, Bandra Kurla Complex, Bandra (E), Mumbai – 400 051 Symbol: VIDHIING
---	--

Dear Sir(s),

Ref.: Company Code: BSE – 531717, NSE Symbol: VIDHIING

Sub: Investor Presentation on the Un-audited Financial Results for the first quarter ended June 30, 2021

In terms of Regulation 30 of the SEBI (Listing Obligations and Disclosure Requirements) Regulations, 2015, as amended from time to time, our Company has today announced its Un-audited Financial Results for the first quarter ended June 30, 2021.

Enclosed herewith is the Investor Presentation on the Un-audited Financial Results for the first quarter ended June 30, 2021.

Kindly take the same on your record and display on your website.

Thanking you,

For Vidhi Specialty Food Ingredients Limited




Mitesh D Manek
Chief Financial Officer

Place: Mumbai

Encl.: As above.

Vidhi Specialty Food Ingredients Ltd.

RegdOff.:

E/27, Commerce Centre, 78, Tardeo Road,
Mumbai 400034, India Tel : + 91 22 6140 6666 (100 Lines)
Fax : + 91 22 2352 1980, E-mail : mitesh.manek@vidhifoodcolour.com ,Web. : www.vidhifoodcolour.com

Factory:

59/B & 68, M.I.D.C. Dhatav, Roha
Dist :Raigad, Maharashtra 402116, India
CIN : L24110MH1994PLC076156



Vidhi Specialty Food Ingredients Limited

COLOURS You Can Trust For Your Food



Investor Presentation – August 2021



This presentation and the accompanying slides (the “Presentation”), which have been prepared by **Vidhi Specialty Food Ingredients Limited** [Formerly known as 'Vidhi Dyestuffs Manufacturing Limited] (the “Company”), have been prepared solely for information purposes and do not constitute any offer, recommendation or invitation to purchase or subscribe for any securities, and shall not form the basis or be relied on in connection with any contract or binding commitment whatsoever. No offering of securities of the Company will be made except by means of a statutory offering document containing detailed information about the Company.

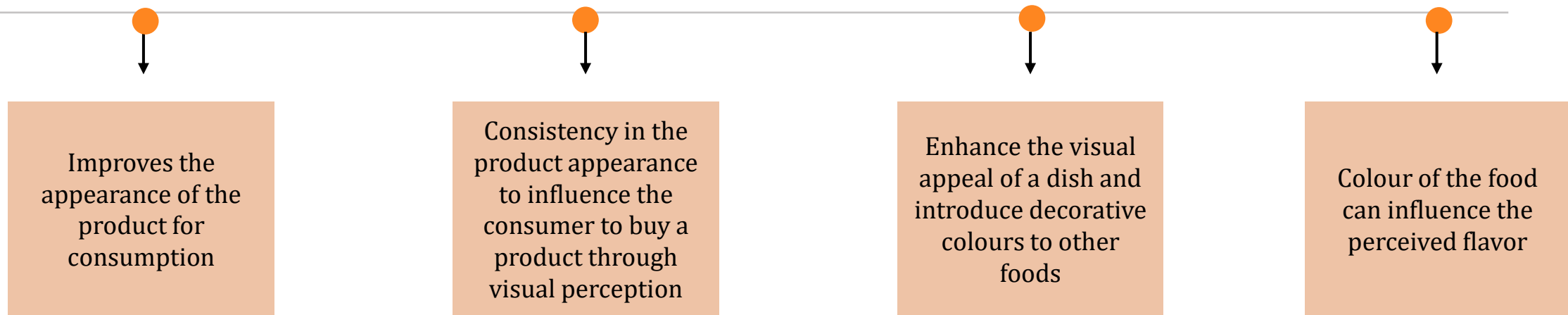
This Presentation has been prepared by the Company based on information and data which the Company considers reliable, but the Company makes no representation or warranty, express or implied, whatsoever, and no reliance shall be placed on, the truth, accuracy, completeness, fairness and reasonableness of the contents of this Presentation. This Presentation may not be all inclusive and may not contain all of the information that you may consider material. Any liability in respect of the contents of, or any omission from, this Presentation is expressly excluded.

Certain matters discussed in this Presentation may contain statements regarding the Company’s market opportunity and business prospects that are individually and collectively forward-looking statements. Such forward-looking statements are not guarantees of future performance and are subject to known and unknown risks, uncertainties and assumptions that are difficult to predict. These risks and uncertainties include, but are not limited to, the performance of the Indian economy and of the economies of various international markets, the performance of the industry in India and world-wide, competition, the company’s ability to successfully implement its strategy, the Company's future levels of growth and expansion, technological implementation, changes and advancements, changes in revenue, income or cashflows, the Company's market preferences and its exposure to market risks, as well as other risks. The Company's actual results, levels of activity, performance or achievements could differ materially and adversely from results expressed in or implied by this Presentation. The Company assumes no obligation to update any forward-looking information contained in this Presentation. Any forward-looking statements and projections made by third parties included in this Presentation are not adopted by the Company and the Company is not responsible for such third-party statements and projections.

All Maps used in the presentation are not to scale. All data, information, and maps are provided "as is" without warranty or any representation of accuracy, timeliness or completeness

Why Food Colours???

- ✓ Food colours are ingredients that are added to food or beverage to enhance its appearance
- ✓ Colours when added to food products imparts very bright and tempting effect



Improves the appearance of the product for consumption

Consistency in the product appearance to influence the consumer to buy a product through visual perception

Enhance the visual appeal of a dish and introduce decorative colours to other foods

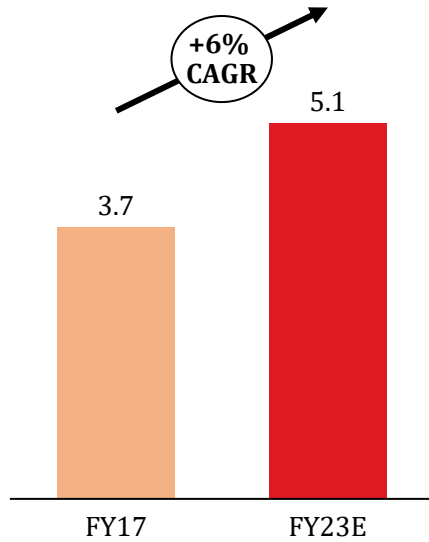
Colour of the food can influence the perceived flavor

Huge Industry Potential with Limited Players

Industry Potential

Food Colour Industry Growth

USD Bn



Huge Growth Opportunities:

Every year incremental demand of ~Rs. 1,500 to Rs, 1,700 crores is expected to generate globally for Food colours



Upsurge in demand for food colors from various end-use industries, including **food & beverages, bakery & confectionery, dairy products, meat & poultry, and seafood**



Colour is a key component to **enhance the ultimate appetizing value** and consumer acceptance towards foods and beverages.



Synthetic food colours have been increasingly used than natural food colours by food manufacturers to attain certain properties such as low cost, improved appearance, high colour intensity, more colour stability, and uniformity.



Technological advancements and growing R&D activities for **improved characteristics**



Food colour market across the globe has been on a rise with more **demand upsurge from the emerging markets** and is expected to be higher than projected 6% CAGR due to higher disposable income

An Institution in Edible Colour Technology

2nd
Largest food colour
manufacturer in Asia

Supplying to **80** Countries
across **6** continents

Existing Capacity of over
3,500 MT p.a.
+
~8,500 MT p.a. under expansion

Over 200
active customers



Diversified End User Industry

Food &
Beverages

Cosmetics

Confectionaries
& Bakery

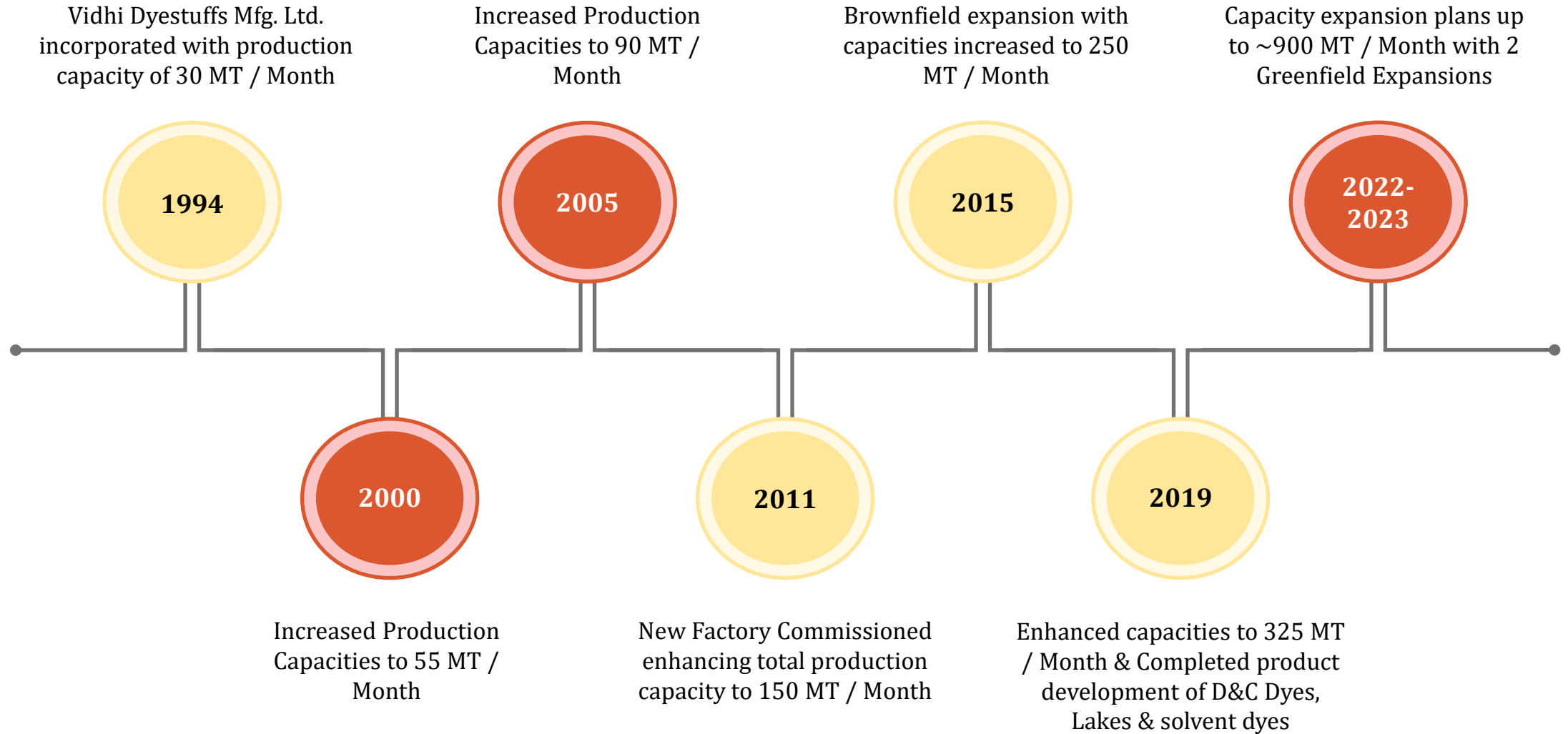
Personal Care
Products

Pet Foods

Pharmaceuticals

Home Care
Products

Legacy of over 2 Decades



Synthetic Food Colours

Primary Water Soluble Food Colours

- Primary Food Water Soluble Colours are water soluble, and impart coloring to any product when dissolved
- Are in accordance with the E.C. & JECFA Regulations & Approved for human consumption by WHO

Blends of Water Soluble Food Colours

- Obtained from mixing different primary colors with one another
- Resultant colors are unique in color property and provide a different feel to products

Lake Food Colours

- Used where colouring is to be imparted by coating, these are basically Food Grade Pigments
- Lake Colours are bright, consistent, and useful in industries like snack food, confectioneries, pharmaceuticals, cosmetics, inks, plastic, food containers etc.

Synthetic Water Soluble Colours

Full range of 14 water soluble colours available in Microfine Powder, Fine Plating Grade Powder & Granular Forms

FD&C Certified Water Soluble & Lakes

Full range of U.S. FDA Certified Colours in Microfine Powder, Fine Plating Grade Powder & Granular Forms & Lakes

Aluminum Lakes

Full range Of Aluminum Lakes used in Surface Coatings, Capsules, Dry Snacks Food Packaging Material etc.,

D&C Colours

Range of Certified D&C Dyes & Lakes For Drug & Cosmetic Applications

Blends

We can develop and match any shade as per the customers specifications

Others

Co-blended Lakes & Granules

Water Soluble Colours

Tartrazine	Allura Red
Quinoline Yellow	Patent Blue V
Sunset Yellow	Indigo Carmine
Carmoisine	Brilliant Blue
Amaranth	Chocolate Brown HT
Ponceau 4R	Green S
Erythrosine	Black PN

Lakes

Lake Tartrazine	Lake Allura Red
Lake Quinoline Yellow	Lake Indigo Carmine
Lake Sunset Yellow	Lake Brilliant Blue
Lake Carmoisine	Lake Chocolate Brown HT
Lake Amaranth	Lake Green S
Lake Ponceau 4R	Lake Black PN
Lake Erythrosine	-

FD&C Certified Water Soluble Colours

FD&C Yellow 5
FD&C Red 3
FD&C Yellow 6
FD&C Red 40
FD&C Blue 2
FD&C Blue 1

FD&C Certified Lakes

Lake FD&C Yellow 5
Lake FD&C Yellow 6
Lake FD&C Red 40
Lake FD&C Blue 2
Lake FD&C Blue 1

Existing Manufacturing facilities

- Our Manufacturing facilities have been audited and found satisfactory by the U.S. FDA
- Our present and operational manufacturing facilities are spread over an area of 1,76,000 square feet, located in Dhatav Village of Raigad District in the state of Maharashtra
- Plot No 59/B :
 - 3 Dedicated Sections To Manufacture Azo Colours & Lakes : (AZO I, AZO II & AZO III)
 - Dedicated Erythrosine Manufacturing Plant
 - Dedicated Brilliant Blue Manufacturing
- Plant Plot No 68 :
 - 2 Dedicated Sections To Manufacture Azo Colours & Lakes : (AZO IV, AZO V)

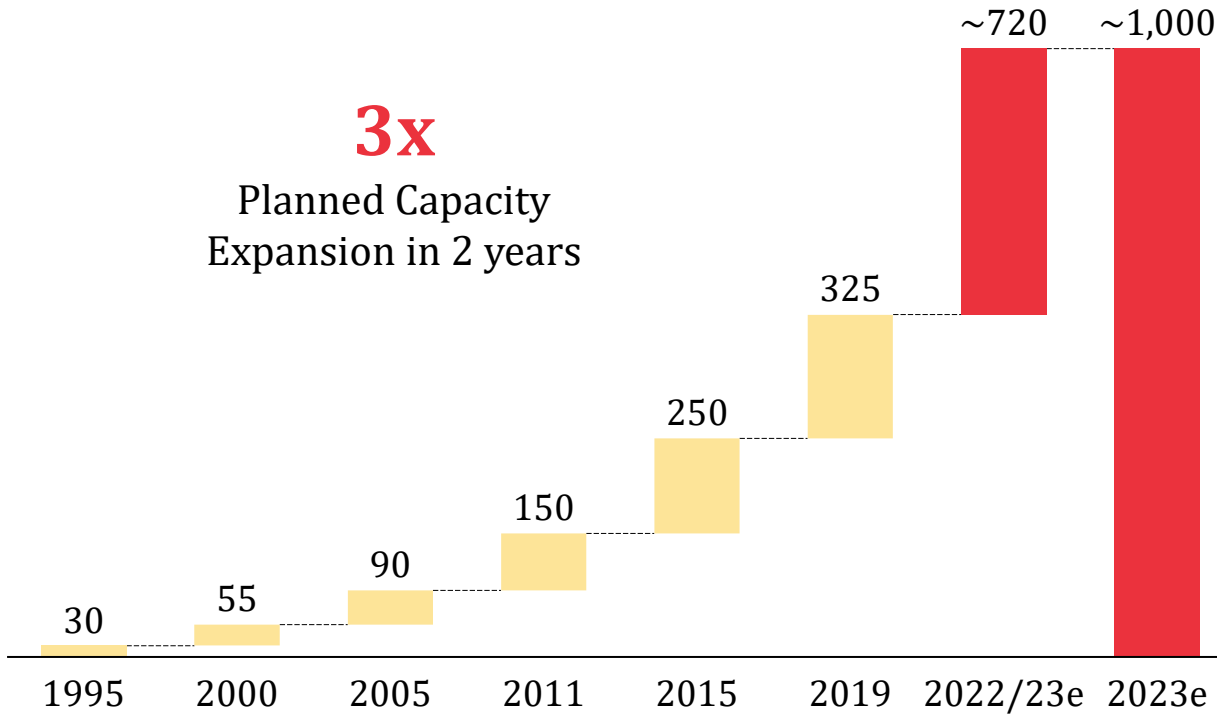


Long runway for growth

Capacity Expansion

Metric Tons per Month

3x
Planned Capacity
Expansion in 2 years



To address the **Demand Supply Gap**
through capacity expansion

Pursuing Capacity Expansions

Phase I

- In Dahej Sez, Gujarat
- 360 MT Capacity to be installed
- EC clearance received
- Civil construction commenced
- Expected timeline 12 months
- Capex ~Rs. 30 crs, to be funded largely from internal accruals

Phase II

- Arjun Foods, a wholly-owned subsidiary of Vidhi in Roha MIDC, 200 meters away from the current manufacturing site bring operational synergies
- 350 MT Capacity to be installed for manufacturing of new high margin products
- Terms of reference from MPCB have been received
- Expected time line 12-18 months
- Capex ~Rs. 30 crs, to be funded largely from internal accruals

Diversified End-user Market

Highly regulated niche market
with diversified end-user market



Food & Beverage

- Processed Foods
- Soft/Health Drink
- Ice Creams
- Sherbets
- Jam's & Jellies
- Juices



Cosmetics

- Lip Gloss
- Nail Varnish
- Mascara
- Eye Shadow



Pet food & Cattle Feed

- Dog food
- Cat food
- Cattle/Poultry Feed



Confectionery & Bakery

- Chocolaté Fillings
- Candies
- Toffies
- Pastries
- Soufflés




Personal Care

- Shampoos
- Body wash
- Hair gel
- Shaving Gels



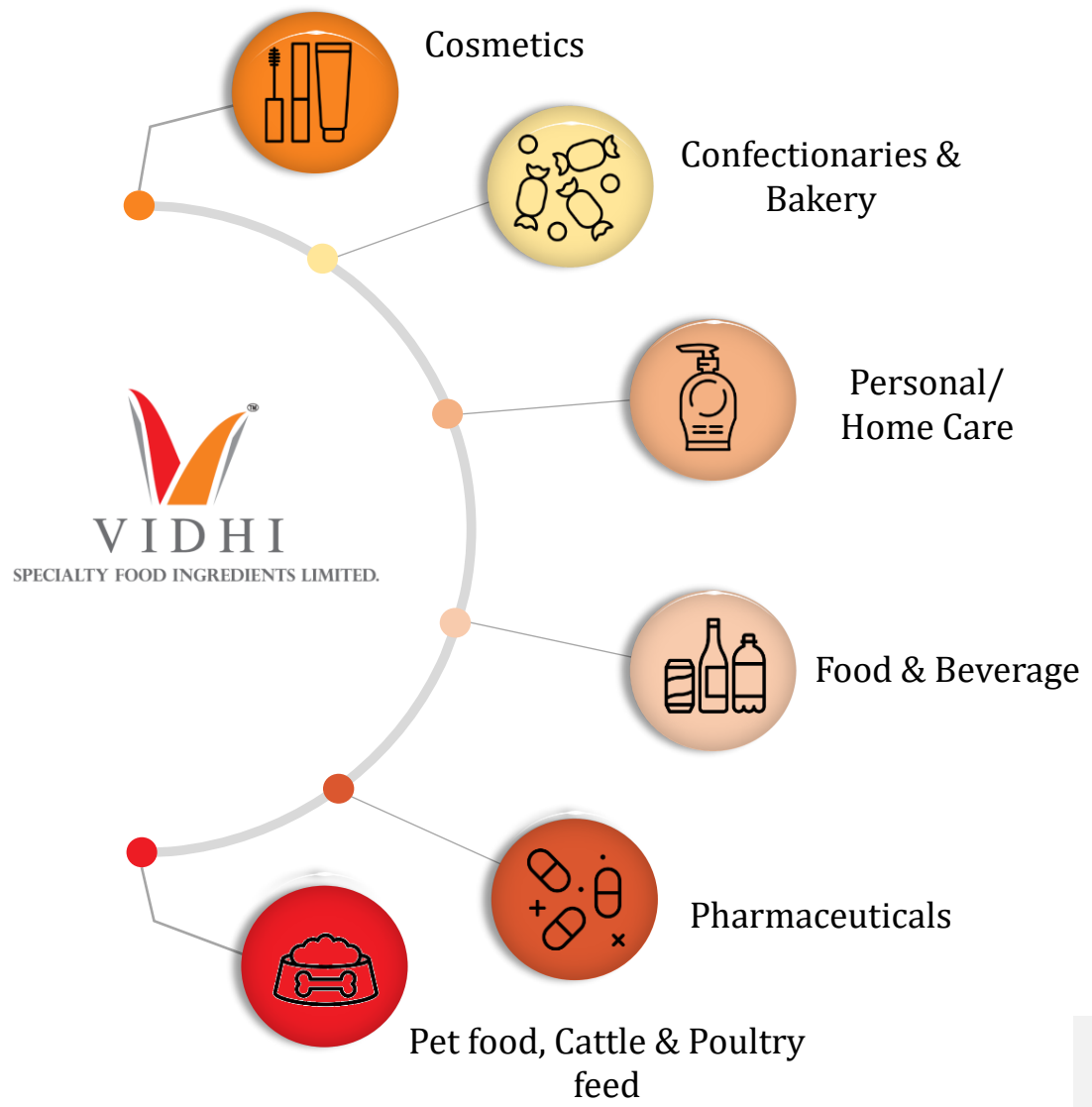
Pharmaceuticals

- Syrups
- Tablets
- Capsules



Home Care

- Dish Washers
- Floor Cleaners
- Disinfectants
- Sanitizers



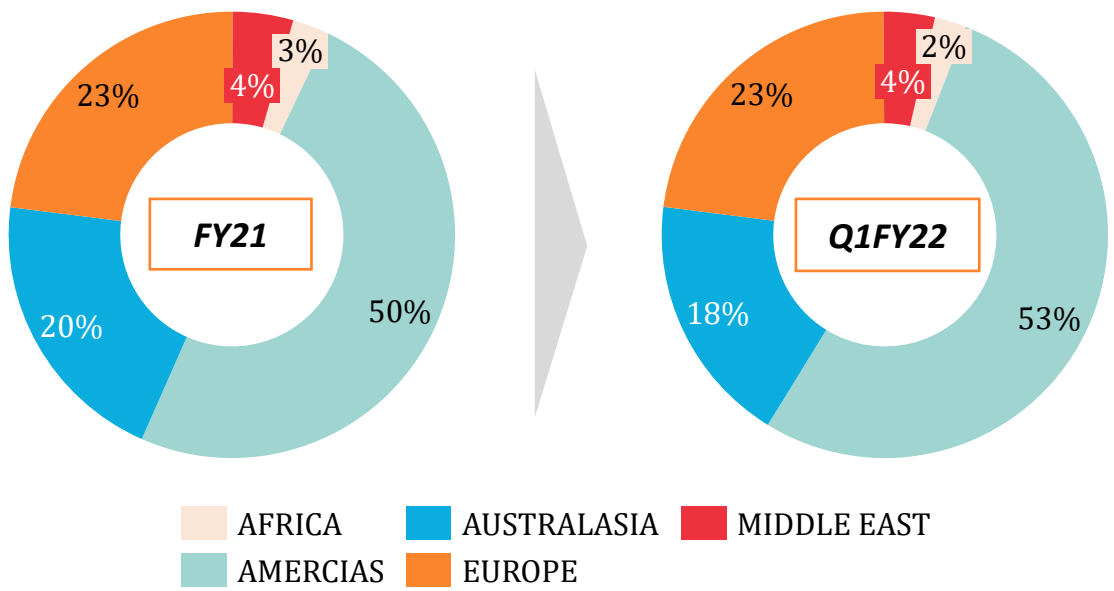
Customer & Industry Diversity

Britannia	Unilever	Procter & Gamble
Nestle	Mars	Pepsi
Kraft	Pfizer	Kerry
Coca-Cola	Sanofi	ITC
Cipla	Cadila	Mondelez
Parle G	Rasna	Mala's

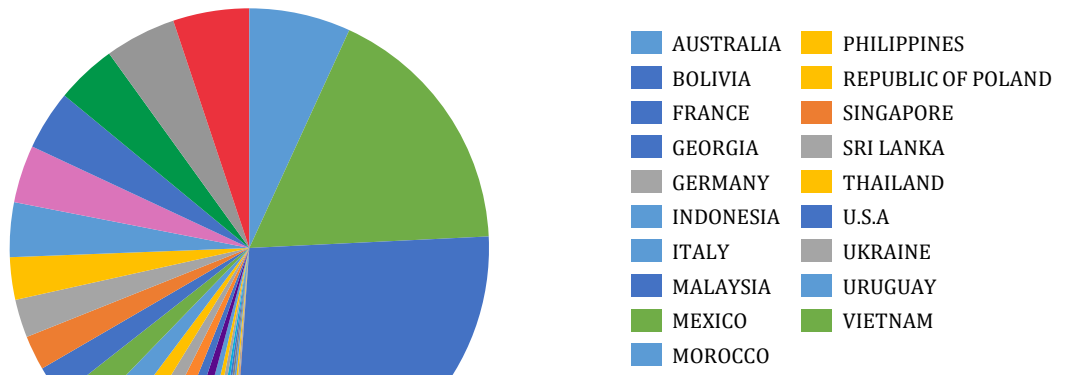
and many more MNC's across the globe

Global Footprint

Continent Wise Sales



Country Wise Sales (Q1FY22)



Diversified Geographical Presence

- ✓ Exporting to more than 80 countries across 5 continents meeting all the specific regulatory requirements for each country and continent
- ✓ Continuous addition of new customers and increasing wallet share in existing customers enhancing the growth for the years to come
- ✓ Top 10 countries contribute to ~80% of the revenues & Top 10 customers contribute ~ 64% of the revenues as on Q1FY22

Stringent Regulatory Approvals



Synthetic Water Soluble Colours

European Commission & JECFA Approved



Aluminum Lakes

European Commission & JECFA Approved



FD&C Colours

U. S. FDA Approved



FD&C Lakes

U. S. FDA Approved



D&C Colours

U. S. FDA Approved



Blends

European Commission, JECFA & U. S. FDA Approved




Co-Blended Lakes & Co-Blended Granules

European Commission, JECFA & U. S. FDA Approved



Certifications & Regulatory Approvals



- ✓ **1st Company** in the field of manufacturing synthetic food colours in India to be awarded with ISO 9002 in the year of 2000
- ✓ **ISO 9001:2015, ISO 22000:2005** certified company
- ✓ The Management Of Food Hazard Analysis (**HACCP**) system for the manufacture of synthetic food colours & lakes
- ✓ Vidhi is a **FSSC 22000** accredited company and hence **GFSI compliant** and also have **GMP**



KOF-K Kosher Supervision **Kosher Certificate**

Date: February 1, 2021
K'SUR 0363 0
KOF-K ID: CH0001955
Certificate ID: 74HS-LNDE2
Product Count: 35


VIDHI SPECIALTY FOOD INGREDIENTS LTD.
E/27 COMMERCE CENTRE, 78 TARDEO ROAD
MAHARASHTRA, MUMBAI 400 034 INDIA

The following product(s) Manufactured by VIDHI SPECIALTY FOOD INGREDIENTS LTD. are certified Kosher with the listed restrictions.

Product Name	Status	Restriction	UKD#
ALLURA RED E 129	Plane	Symbol not required	KF04054U2UC
AMARANTH E 123	Plane	Symbol not required	KF021U3JAN9
BLACK PN E 151	Plane	Symbol not required	KFC33K6FM
BRILLIANT BLUE E 133	Plane	Symbol not required	KFNL0JMP7FL
CARMOISINE E 122	Plane	Symbol not required	KFDL0R16UR
CHOCOLATE BROWN HT E 155	Plane	Symbol not required	KF800W47ET
ERYTHROSINE E 127	Plane	Symbol not required	KFXFX12K73M
FD&C BLUE 1 (BRILLIANT BLUE E 133)	Plane	Symbol not required	KFJCRKRRQ5P
FD&C BLUE 2 (INDIGO CARMINE E 132)	Plane	Symbol not required	KFV00138ED
FD&C RED 3 (ERYTHROSINE E 127)	Plane	Symbol not required	KFK8644Q4M
FD&C RED 40 (ALLURA RED E 129)	Plane	Symbol not required	KFKM9DFWJF
FD&C YELLOW 5 (TARTRAZINE E 102)	Plane	Symbol not required	KFJH8JF048
FD&C YELLOW 6 (QUINERY YELLOW E 110)	Plane	Symbol not required	KFY6SH03MK
GREEN E 142	Plane	Symbol not required	KFV6L6PW9D
INDIGO CARMINE E 132	Plane	Symbol not required	KF50URC41R

[Signature]
Rabbi Binayam Berkowitz
Rabbinic Administrator

To verify or for the most up to date certificate please go to www.koshercertificate.com
201 The Plaza, Teaneck, NJ 07666 | Phone 201.837.0500 | fax 201.837.0126



Technology and R&D strength

Stringent checks and processes established at each stage from **Raw Material testing** to **In-Process** to **Manufacturing processes** to delivery of **Finished Goods** to ensure desired products



Fully equipped & functional laboratory accredited by **The Bureau of Indian Standards** forms the core of Quality Control Department

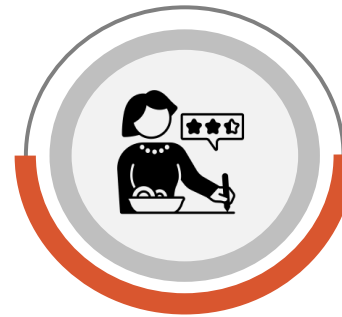


Dedicated **R & D facility** with a team of PHD's & qualified chemists, constantly working on process engineering of existing products and on **development of new products** to enhance the product portfolio and offerings



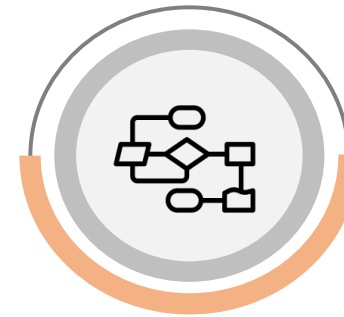
Qualified Technical Team

- Transcendental combination of highly experienced and dynamic force of qualified chemists dedicated towards partnering the efforts of our discerning customers in developing superior colour solutions for their products



End User Approach

- Technical team works closely with the end user, right from the stage of envisioning the product to commercial production and after sales support.



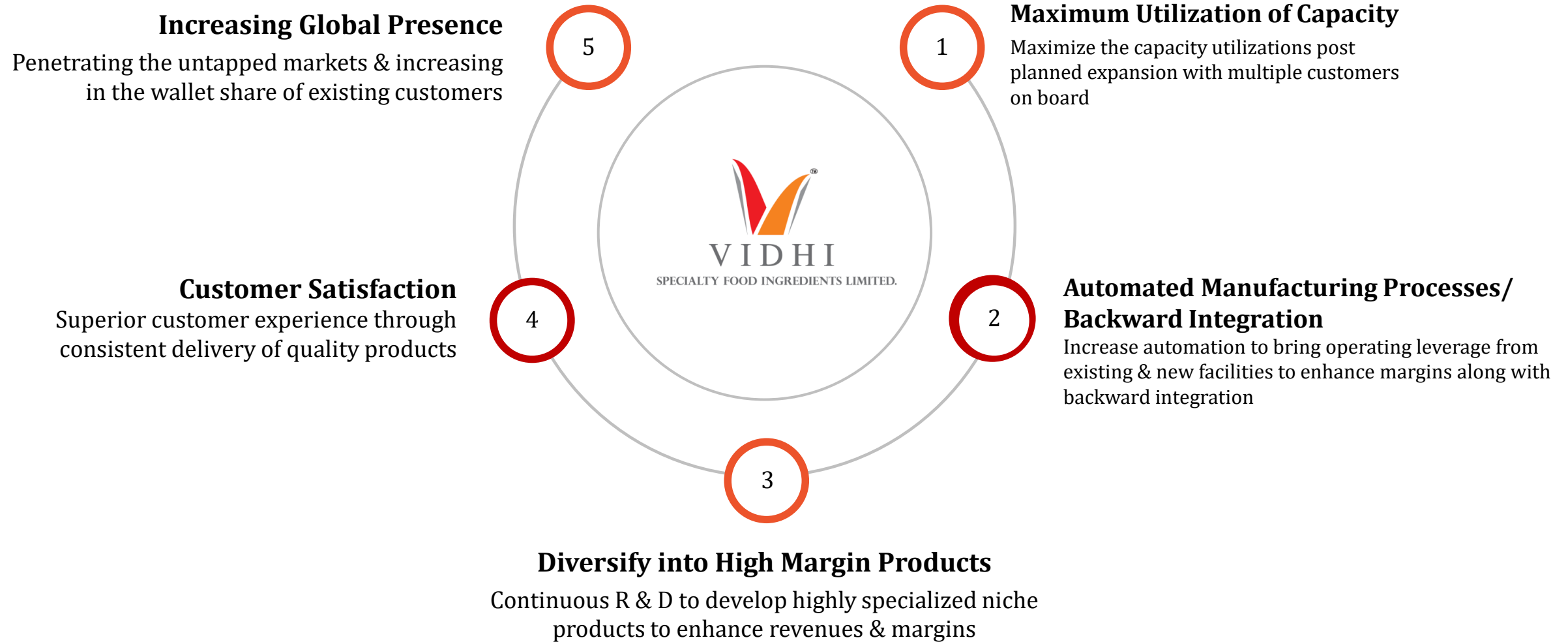
Stringent Testing

- Stringent procedures and fail-safe methods of testing are adopted, right from the stage of sampling of all raw materials, in process checks at various stages of the reactions and thorough testing of all finished products



Collaborative working with regulatory bodies

- Sharing of information & working hand in hand with the regulatory bodies like US FDA & EC for new product developments & standards to be implemented across the globe for food colour industry



High Entry Barriers

Technical Know-how

- Technical know-how with years of experience for continuous development of new products & colours



Highly Regulated Markets

- Operate in a highly regulated markets with multiple regulatory approvals required
- Undertaken various approvals backed by an appropriate lab testing facility and among the very few USFDA approved manufacturers of food grade colours in India



High Entry Barriers for New Competition

Long Customer Approval

- Customer approval takes as long as ~10 years. Average single product approval cycle for customers is between 4-5 years for the first set of orders
- End users have internal specifications which are often more stringent than the regulations to which they adhere to



Quality Control Process

- Follow stringent quality control norms on batch wise before delivery to the customer
- With strong controls and processes in place, able to deliver quality products to customers
- High cost of change in vendor due to stringent norms & approval cycle enhances customer stickiness



Products

Large Product Variants

Diversified Usages

Diversified customers

Long standing relationships with Large MNC as a customers

Customer & Geography Expansion

Renowned name in Food Colour Industry



Financial Strength

Un-leveraged Balance sheet

Revenue Visibility

Better Profitability

Regulatory

Highly Regulated Market

Consistency is a Key

Long Customer Approval Cycle

R&D & Product Development

Experienced Board of Directors

Mr. Bipin M. Manek

Chairman & Managing
Director

Mr. Mihir B. Manek

Joint Managing Director

Mr. Vijay K. Atre

Non-Executive Director

Mrs. Pravina B. Manek

Non-Executive Director

Mrs. Vidhi H. Parekh

Wholetime Director

Mr. Niren D. Desai

Independent Director

Mr. Prafulchandra A. Shah

Independent Director

Mr. Rahul C. Berde

Independent Director

Mr. Ashit K. Doshi

Independent Director

Mrs. Jyoti S. Modi

Independent Director

Strong Management Team

Mr. Bipin M. Manek

Chairman & Managing
Director

Rich & Diversified experience of over 35 years in the field food colour manufacturing. Acknowledged as a thought leader in transforming the Company from a small food color manufacturing company to the Asia's 2nd largest food color manufacturing Company.

Mr. Mihir B. Manek

Joint Managing Director

Associated with the company for more than 15 years with expertise in procurement of imported raw materials and distribution. Played a significant role in leading multiple initiatives to accelerate production and sales

Mr. Mitesh Manek

Chief Financial Officer

Postgraduate with 17 years of experience in finance & administration. Also, looks after the sales & distribution to various geographies

Mr. Vijay K. Atre

Non-Executive Director

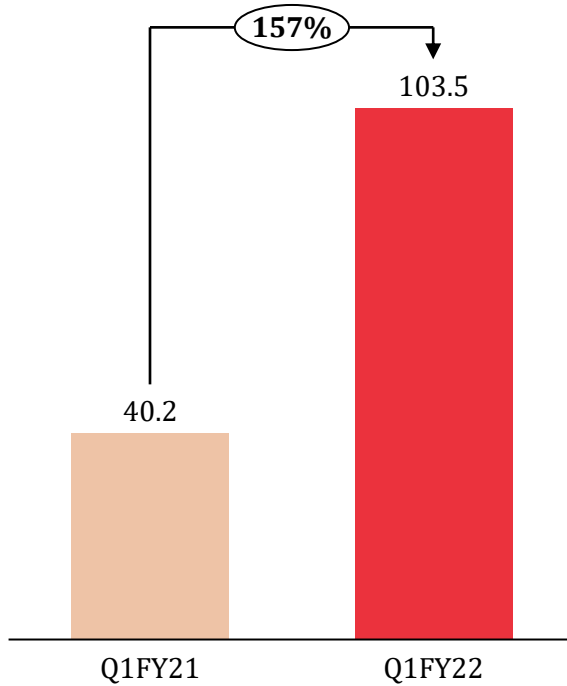
Masters Degree in Science from University of Mumbai with experience of 42 years in the field of food colors manufacturing. Associated with the company since inception

Financial Performance

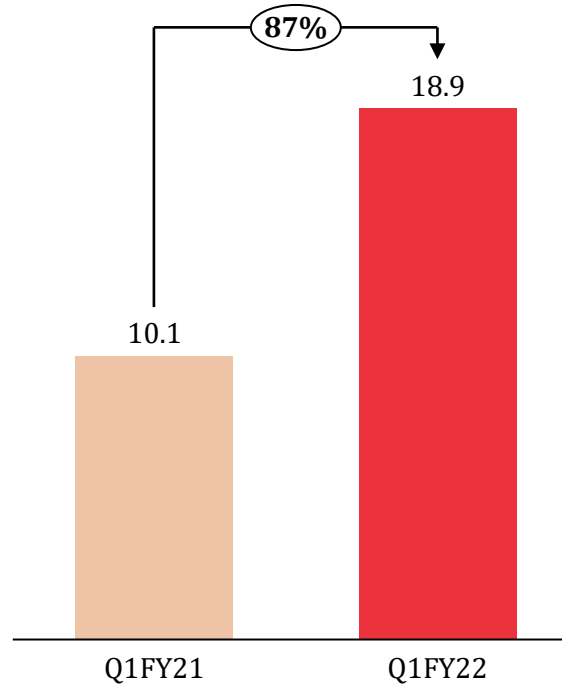


Q1 FY22 Consolidated Key Highlights

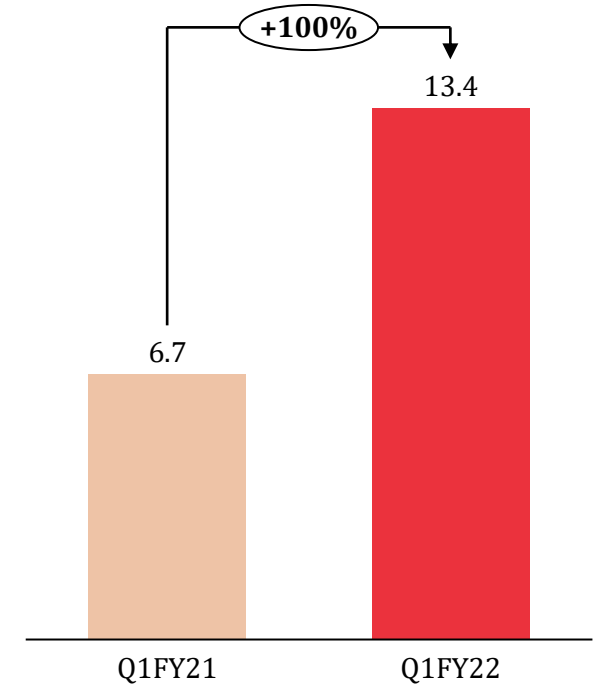
Revenue (Rs. in Crs)



EBIDTA (Rs. in Crs)



PAT (Rs. in Crs)

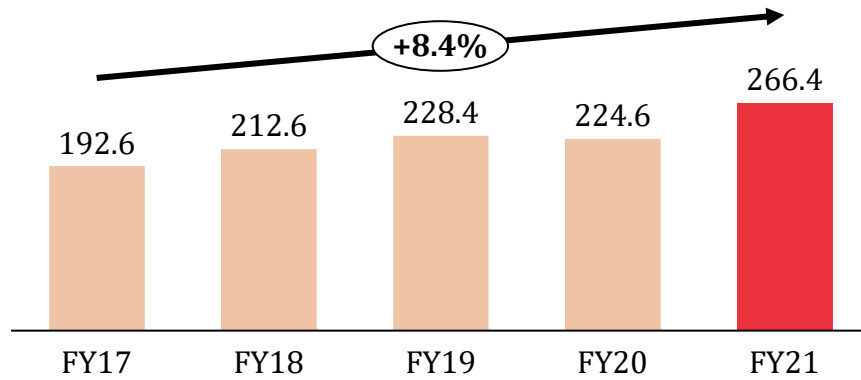


Q1 FY22 Consolidated Profit & Loss Statement

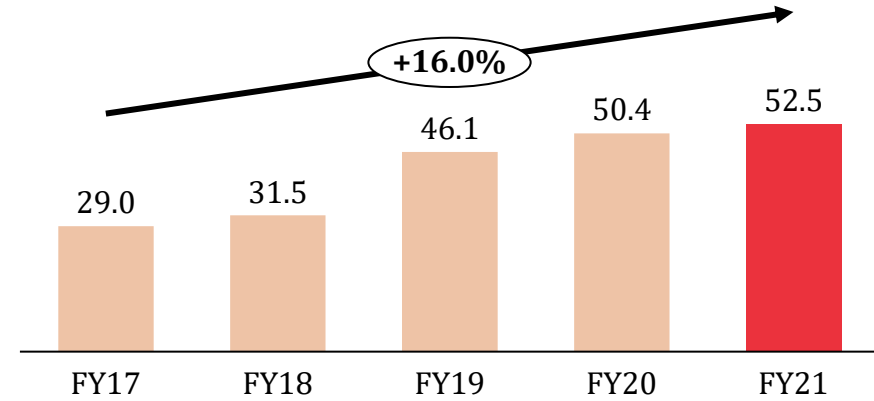
Particulars (Rs in Crs)	Q1 FY22	Q1 FY21	Y-o-Y	Q4 FY21	Q-o-Q	FY21
Revenue from Operations	103.5	40.2	157.4%	97.8	5.8%	266.4
Cost of Materials Consumed	73.6	22.0		68.2		172.9
Gross Profit	29.9	18.2	64.2%	29.6	0.9%	93.6
GP %	28.9%	45.3%		30.3%		35.1%
Employee Benefits Expense	2.3	1.6		2.4		7.8
Other Expenses	8.7	6.6		10.4		33.3
EBITDA	18.9	10.1	87.1%	16.8	12.0%	52.5
EBITDA %	18.2%	25.1%		17.2%		19.7%
Other Income	0.2	0.1		0.6		1.6
Depreciation and Amortisation Expense	0.7	0.7		0.8		2.9
EBIT	18.4	9.5		16.6		51.2
Finance Costs	0.5	0.3		0.4		1.6
PBT	17.9	9.1		16.2		49.6
Total Tax Expense	4.5	2.4		4.3		13.0
Profit After Tax	13.4	6.7	99.6%	11.9	13.1%	36.6
PAT %	13.0%	16.7%		12.1%		13.7%
EPS	2.69	1.34		2.42		7.33

Consolidated Operating Performance

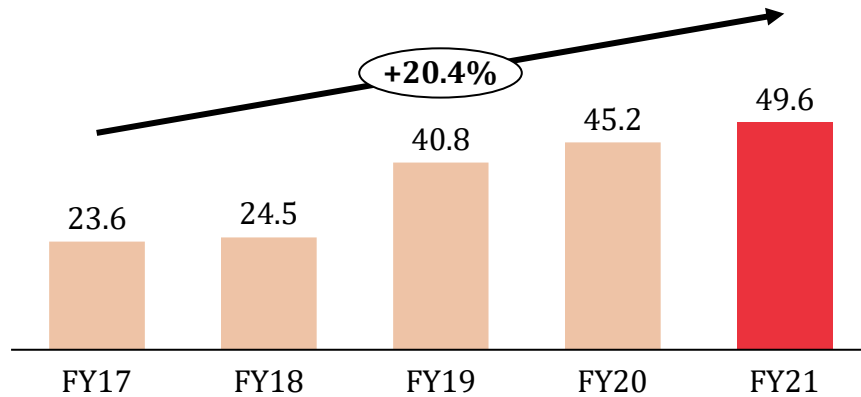
Revenue from Operations (Rs. in Crs)



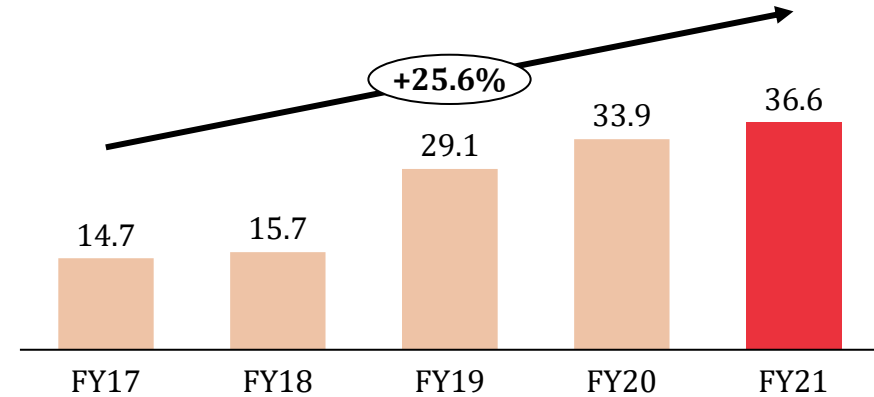
EBIDTA (Rs. in Crs)



Profit before Tax (Rs. in Crs)



Profit after Tax (Rs. in Crs)



Consolidated Historical Profit & Loss Statement

Particulars (Rs in Crs)	Mar-21	Mar-20	Mar-19	Mar-18	Mar-17	CAGR
Revenue from Operations	266.4	224.6	228.4	212.6	192.6	8.4%
Cost of Materials Consumed	172.9	133.5	145.3	144.9	133.7	
Gross Profit	93.6	91.2	83.0	67.6	58.9	12.3%
GP %	35.1%	40.6%	36.4%	31.8%	30.6%	
Employee Benefits Expense	7.8	7.3	6.7	5.3	4.2	
Other Expenses	33.3	33.4	30.2	30.8	25.8	
EBITDA	52.5	50.4	46.1	31.5	29.0	16.0%
EBITDA %	19.7%	22.5%	20.2%	14.8%	15.0%	
Other Income	1.6	0.6	0.6	0.4	0.8	
Depreciation and Amortisation Expense	2.9	3.0	2.4	2.5	2.3	
EBIT	51.2	48.1	44.3	29.4	27.5	
Finance Costs	1.6	2.9	3.4	4.9	3.9	
PBT	49.6	45.2	40.8	24.5	23.6	
Total Tax Expense	13.0	11.3	11.8	8.8	8.9	
Profit for the year	36.6	33.9	29.1	15.7	14.7	25.6%
PAT %	13.7%	15.1%	12.7%	7.4%	7.6%	
EPS	7.33	6.79	5.82	3.15	2.93	

Consolidated Historical Balance Sheet

Particulars (Rs in Crs)	Mar-21	Mar-20	Mar-19	Mar-18	Mar-17
Equity Share Capital	5.0	5	5.0	5.0	5.0
Other Equity	156.3	123.7	96.0	72.0	61.1
Total Equity	161.3	128.7	101.0	77.0	66.1
Financial Liabilities					
(i) Borrowings	1.9	1.3	2.8	4.3	3.0
Provisions	0.6	0.5	0.3		
Deferred Tax Liabilities (Net)	1.8	2.1	2.6	2.8	2.7
Total Non-Current Liabilities	4.3	3.9	5.7	7.2	5.7
Financial Liabilities					
(i) Borrowings	28.2	31	39.4	37.8	58.2
(ii) Lease Liabilities	0.0	0	0.0	0.0	0.0
(iii) Trade payables	27.3	17.9	18.3	27.7	27.3
(iv) Other Financial Liabilities	1.7	3.2	2.8	3.9	3.6071
Provisions	0.1	0.1	0.1	0.1	0.0
Current Tax Liabilities (Net)	1.5	0.7	0.6	0.9	2.6
Other Current Liabilities	1.2	1.4	1.7	0.6	0.5
Total Current Liabilities	60.0	54.3	62.8	71.1	92.2
Total Equities & Liabilities	225.6	186.9	169.5	155.2	164.0

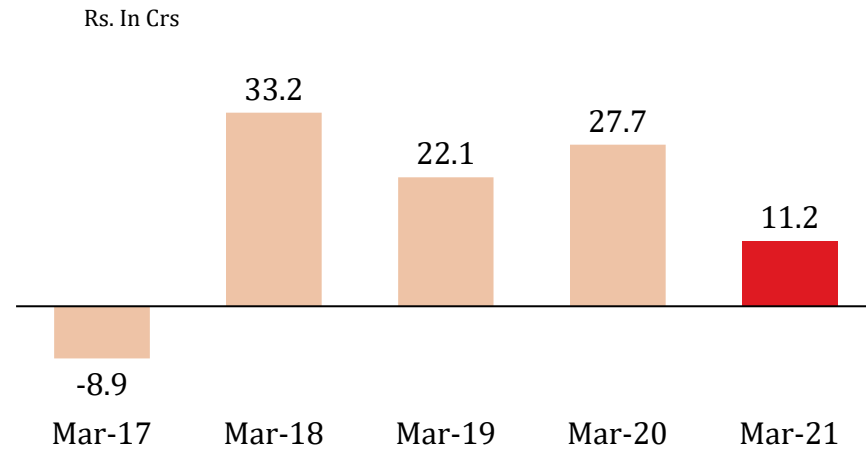
Particulars (Rs in Crs)	Mar-21	Mar-20	Mar-19	Mar-18	Mar-17
Property, Plant and Equipment	37.8	40.2	30.8	29.3	30.0
Capital Work-in-progress	8.4	5.5	0.1	-	-
Financial Assets					
(i) Investments	-	-	-	-	0.1
Other Non Current Assets	0.3	0.2	0.2	0.3	0.3
Total Non-Current Assets	46.4	45.9	31.1	29.6	30.3
Inventories	39.9	34.2	35.3	34.6	40.7
Financial Assets					
(i) Trade Receivable	94.6	77	61.9	59.1	61.1
(ii) Cash and Cash Equivalents	4.0	7.1	18.1	7.7	4.6
(iii) Other Bank Balances	6.6	7.7	0.4	0.5	0.7
(iv) Loans	0.8	0.4	0.3	0.3	0.3
(v) Other Current Financial Assets	9.2	0.9	1.0	1.1	1.1
Other Current Assets	24.0	13.7	21.4	22.4	25.3
Total Current Assets	179.2	141.0	138.4	125.7	133.7
Total Assets	225.6	186.9	169.5	155.2	164.0

Consolidated Abridged Cash Flow Statement

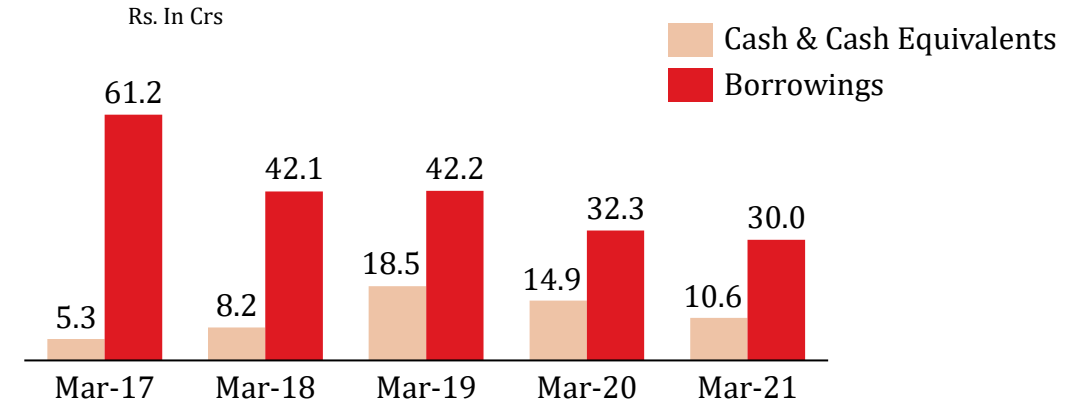
Cash Flow Statement	Mar-21	Mar-20	Mar-19	Mar-18	Mar-17
Cash Flow from Operating Activities					
Profit before Tax	49.6	45.2	40.9	24.5	23.6
Adjustment for Non-Operating Items	4.8	6.1	5.3	7.1	5.7
Operating Profit before Working Capital Changes	54.3	51.3	46.2	31.6	29.3
Changes in Working Capital	-30.6	-12.0	-12.4	10.2	-30.1
Cash Generated from Operations	23.7	39.3	33.8	41.8	-0.7
Less: Direct Taxes paid	-12.5	-11.6	-11.7	-8.6	-8.2
Net Cash from Operating Activities	11.2	27.7	22.1	33.2	-8.9
Cash Flow from Investing Activities	-2.8	-12.1	-3.5	-1.5	-0.8
Cash Flow from Financing Activities	-7.9	-24.1	-8.2	-28.8	4.8
Net increase/ (decrease) in Cash & Cash equivalent	0.5	-8.4	10.3	2.9	-4.9
Cash & Cash Equivalents at the beginning of the period	9.8	18.3	8.2	5.3	10.2
Cash & Cash equivalents at the end of the period	10.3	9.8	18.5	8.2	5.3

Sustainable Return Ratios

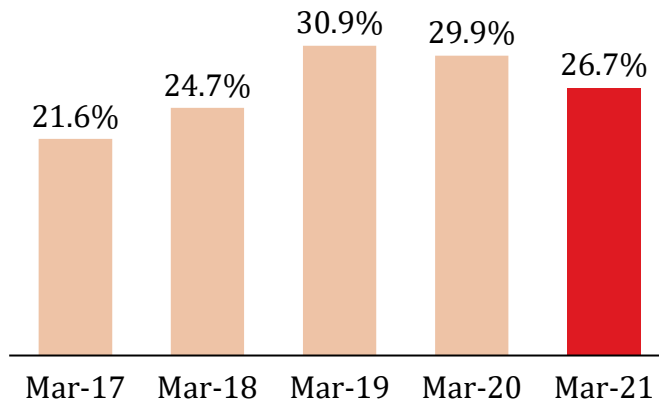
Cash flow from Operations



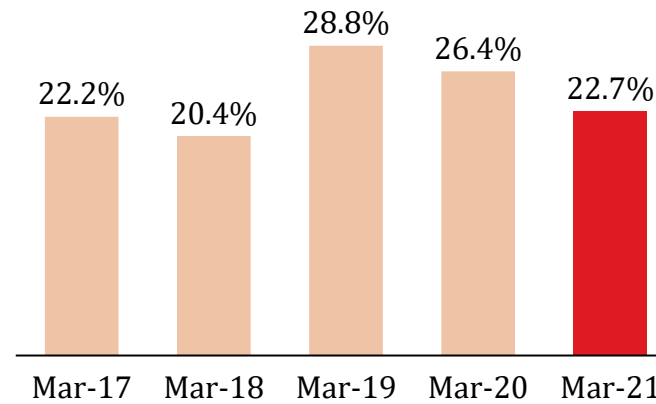
Borrowings and Cash & Cash Equivalents



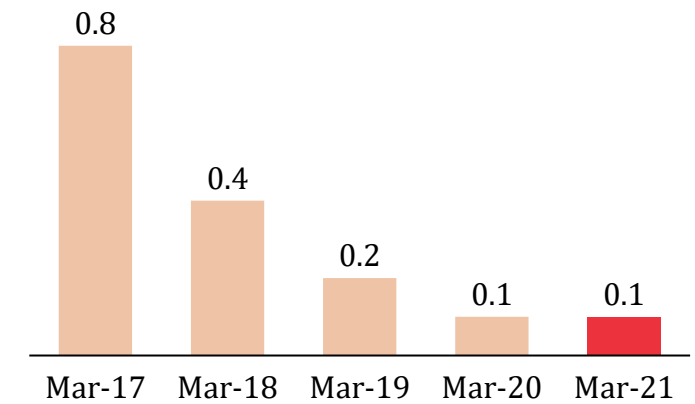
ROCE (%)



ROE (%)



Net Debt to Equity (x)



*Annualised basis

Thank You



Company :

Investor Relations Advisors :



Vidhi Specialty Food Ingredients Limited

CIN: L24110MH1994PLC076156

Mr. Mitesh Manek - CFO

mitesh.manek@vidhifoodcolour.com

www.vidhifoodcolour.com



Orient Capital (a division of Link Group)

Ms. Neha Shroff: +91 77380 73466

neha.shroff@linkintime.co.in

Mr. Sagar Shroff: +91 98205 19303

sagar.shroff@linkintime.co.in