



TECHNOPACK®

TECHNOPACK POLYMERS LIMITED

(Formerly known as: TECHNOPACK POLYMERS PRIVATE LIMITED)

CIN: U25209GJ2018PLC103581

Regd. Office & Factory:

M/S. Gokul Industries, Rafaleshvar Ind.

Estate, Nr.Rafaleshvar Rlw. Track, Morbi,

Jambudiya, Rajkot, Gujarat, India,363642.

✉ info@technopackltd.com

☎ +91-9099070066

🌐 www.technopackltd.com

GST NO: 24AAGCT8848J1ZS

PAN: AAGCT8848J

TAN: RKTT01850C

Ref. No.: TPL/Sec./2023-24/Q-2/013

Date: 10 November, 2023

To,
The Secretary,
Department of Corporate Services,
BSE Limited
PhirozeJeejeebhoy Towers, Dalal Street,
Mumbai- 400001, MH

BSE Code: 543656

Dear Sir/Madam

Subject: Outcome of Board Meeting under Regulation 30 of SEBI (Listing Obligations and Disclosure Requirements) Regulations, 2015

This is to bring to your kind notice that a meeting of the Board of Directors was held today i.e. Friday, 10th November, 2023 as required under Regulation 30 (Schedule III Part A(4) of SEBI (Listing Obligations and Disclosure Requirements) Regulations, 2015.

Pursuant to Regulation 30 and 33 of the SEBI (Listing Obligations and Disclosure Requirements) Regulations 2015, as amended from time to time, please note that the Board of Directors of the company in its meeting held today has considered and approved the following:

1. Unaudited Financial Results of the Company for the half year ended September 30, 2023.

The meeting of Board of Directors commenced at 03:00 P.M. and closed at around 05:30 P.M.

Kindly take note of the same and update record of the Company accordingly.

Thanking you

Yours truly,

**For, TECHNOPACK POLYMERS LIMITED
(FORMERLY KNOWN AS TECHNOPACK POLYMERS PRIVATE LIMITED)**

Kalpeshkumar Ishwarlal Pandya
Director and CFO
DIN: 08196642



INDEPENDENT AUDITOR'S LIMITED REVIEW REPORT

On Interim Unaudited Standalone Financial Results of The Company
For the half year ended on 30th September, 2023
[Pursuant to the Regulation 33 of the SEBI (LODR) Regulations, 2015, as amended]

Date: 10th November 2023

To,
Board of Directors,
Technopack Polymers Limited,
(Previously known as Technopack Polymers Private Limited)
Rafaleshwar, Morbi.

We have reviewed the standalone financial results of Technopack Polymers Limited (previously known as "Technopack Polymers Private Limited) for the half year ended 30th September 2023 attached herewith, being submitted by the company pursuant to the requirement of Regulation 33 of the SEBI (Listing Obligations and Disclosure Requirements) Regulations, 2015, as amended.

The Company's management is responsible for preparation of the Statement in accordance with the recognition and measurement principles laid down in Accounting Standard for Interim Financial Reporting (AS 25 / Ind AS 34), prescribed under Section 133 of the Companies Act, 2013 read with relevant rules issued there under; or by the Institute of Chartered Accountants of India, as applicable and other accounting principles generally accepted in India and in compliance with Regulation 33 of the Listing Regulation. The statement is approved by the company's board of directors.

Our responsibility is to express a conclusion on the Statement based on our review.

We conducted our review of the statement in accordance with the Standard on Review Engagement (SRE) 2410, "Review of Interim Financial Information Performed by the Independent Auditor of the Entity" issued by the Institute of Chartered Accountants of India. This Standard requires that we plan and perform the review to obtain moderate assurance as to whether the Statement is free of material misstatement. A review is limited primarily to inquiries of company personnel and analytical procedures applied to financial data and thus provide less assurance than an audit. We have not performed an audit and accordingly, we do not express an audit opinion.

Based on our review conducted as above, nothing has come to our attention that causes us to believe that the accompanying statement of unaudited financial results prepared in accordance with applicable accounting standards and other recognized accounting practices and policies has not disclosed the information required to be disclosed in terms of Regulation 33 of the SEBI (Listing Obligations and Disclosure Requirements) Regulations, 2015 including the manner in which it is to be disclosed, or that it contains any material misstatement.

For,

Karia & Associates,
Chartered Accountants
(FRN: 136752W)



Brijesh

CA Brijesh Karia
Partner
M. No. 149107

UDIN: **23149107BGXHHC4911**

Place of signature: Morbi

Date: 10th November 2023



TECHNOPACK®

TECHNOPACK POLYMERS LIMITED

(Formerly known as: TECHNOPACK POLYMERS PRIVATE LIMITED)

CIN: U25209GJ2018PLC103581

Regd. Office & Factory:

M/S. Gokul Industries, Rafaleshvar Ind.
Estate, Nr.Rafaleshvar Rlw. Track, Morbi,
Jambudiya, Rajkot, Gujarat, India,363642.

✉ info@technopackltd.com

☎ +91-9099070066

🌐 www.technopackltd.com

GST NO: 24AAGCT8848J1ZS

PAN: AAGCT8848J

TAN: RKTTO1850C

Unaudited Standalone Statement of Audited Financial Results for the half year ended on 30th September, 2023

(Rs. In Lacs, row 1 to 11)

Particulars	Half year ended on			Year ended on	
	30.09.2023	31.03.2023	30.09.2022	31.03.2023	31.03.2022
	Unaudited	Audited	Unaudited	Audited	Audited
1 Income From Operations					
a Net Sales/Income from Operations	719.46	521.98	629.61	1151.59	998.19
b Other Operating Income	14.14	17.98	1.86	19.84	4.69
Total Income	733.60	539.96	631.47	1171.43	1002.88
2 Expenditure					
a Cost of Materials consumed	541.34	338.87	266.26	605.13	795.06
b Purchase of Stock-in-Trade	49.60	9.33	2.79	12.12	50.22
c Changes in Inventories of finished goods, work-in-progress and stock-in-trade	-106.80	-94.91	90.10	-4.82	-296.00
d Employee Benefit Expenses	18.62	18.64	11.72	30.36	12.44
e Finance Costs	26.91	9.83	9.60	19.43	25.40
f Depreciation and Amortisation Expenses	36.69	19.43	19.23	38.66	51.91
g Other Expenses	33.39	79.05	68.25	147.31	66.09
Total Expenditure	599.75	380.24	467.95	848.19	705.12
3 Profit (+)/ Loss (-) before Exceptional Items (1-2)	133.85	159.72	163.52	323.24	297.76
4 Exceptional items					
5 Profit (+)/ Loss (-) from Ordinary Activities before tax (3-4)	133.85	159.72	163.52	323.24	297.76
6 Tax expense					
a Income Tax Expenses	22.69	42.68	43.69	86.37	89.66
b MAT credit utilised					
c Deferred tax expenses	11.78	-0.06	-0.06	-0.12	-2.74
d Deferred tax expenses for prior periods					
7 Net Profit (+)/ Loss (-) from Ordinary Activities after tax (5-6)	99.38	117.10	119.89	236.99	210.84
8 Extraordinary Items (Net of Tax Expense)					
9 Net Profit (+)/ Loss (-) for the period (7-8)	99.38	117.10	119.89	236.99	210.84
10 Paid-up equity share capital (Face value Rs 10)	540.00	540.00	397.00	540.00	100.00
11 Reserves excluding Revaluation Reserves					
12 Basic Number of Equity Shares Outstanding	5400000	5400000	3970000	5400000	10,00,000
13 Weighted Average Number of Equity Shares Outstanding	5400000	4390833	3795000	4390833	10,00,000
14 Earnings Per Share (in Rs.) (Basic & Diluted) for the half year not annualised	1.84	2.67	3.16	5.40	21.08

For and on behalf of Board of Directors of,
Technopack Polymers Limited


Chetankumar I Pandya
Managing Director



Manufacturer of High Quality PET Preform and CCM Cap



TECHNOPACK®

TECHNOPACK POLYMERS LIMITED

(Formerly known as: TECHNOPACK POLYMERS PRIVATE LIMITED)

CIN: U25209GJ2018PLC103581

Regd. Office & Factory:

M/S. Gokul Industries, Rafaleshvar Ind.
Estate, Nr.Rafaleshvar Rlw. Track, Morbi,
Jambudiya, Rajkot, Gujarat, India,363642.

info@technopackltd.com

+91-9099070066

www.technopackltd.com

GST NO: 24AAGCT8848J1ZS

PAN: AAGCT8848J

TAN: RKTT01850C

Unaudited Standalone Audited Statement of Assets and Liabilities as at 30th September, 2023

(Rs. In Lacs)

Particulars	Year ended on	
	30.09.2023	31.03.2023
	Unaudited	Audited
A EQUITY AND LIABILITIES		
1 Shareholder's funds		
a Share Capital	540.00	540.00
b Reserves & Surplus	1268.25	1168.86
Sub-Total Shareholders' Funds	1808.25	1708.86
2 Share Application money pending allotment		
3 Non Current Borrowings		
a Long Term Borrowings	429.76	60.75
b Deferred Tax Liabilities (Net)	5.96	0.00
c Other Long Term Liabilities	0.00	0.00
d Long Term Provisions	0.00	0.00
Sub-Total Non Current Liabilities	435.72	60.75
4 Current Liabilities		
a Short-Term Borrowings	270.79	170.30
b Trade Payables	0.00	0.00
(i) Total outstanding dues of MSMEs	2.85	13.65
(i) Total outstanding dues of creditors other than MSMEs	0.00	0.27
c Other Current Liabilities	6.73	1.50
d Short-Term Provisions	23.49	86.77
Sub-Total Current Liabilities	303.86	272.49
TOTAL EQUITY AND LIABILITIES	2547.83	2042.10
B ASSETS		
1 Non-Current Assets		
a Fixed Assets	1016.19	178.46
b Work-in-Progress	0.00	0.00
c Non-Current Investments	0.00	23.26
d Deferred Tax Assets (Net)	0.00	5.82
e Long-term Loans and Advances	199.64	199.64
f Other Non Current Assets	8.23	8.23
Sub-Total Non Current Assets	1224.06	415.41
2 Current Assets		
a Current Investments	0.00	0.00
b Inventories	925.30	805.57
c Trade Receivables	113.47	110.79
d Cash and cash equivalents	281.25	456.99
e Short Term loans and advances	0.60	197.92
f Other Current Assets	3.15	55.42
Sub-Total Current Assets	1323.77	1626.69
TOTAL ASSETS	2547.83	2042.10

For and on behalf of Board of Directors of,
Technopack Polymers Limited

Chetankumar I Pandya
Managing Director



Manufacturer of High Quality PET Preform and CCM Cap



TECHNOPACK®

TECHNOPACK POLYMERS LIMITED

(Formerly known as: TECHNOPACK POLYMERS PRIVATE LIMITED)

CIN: U25209GJ2018PLC103581

Regd. Office & Factory:

M/S. Gokul Industries, Rafaleshvar Ind.

Estate, Nr.Rafaleshvar Rlw. Track, Morbi,
Jambudiya, Rajkot, Gujarat, India,363642.

✉ info@technopackltd.com

☎ +91-9099070066

🌐 www.technopackltd.com

GST NO: 24AAGCT8848J1ZS


PAN: AAGCT8848J

TAN: RKTT01850C

Unaudited Standalone Audited Cash Flow Statement for the year ended 30th September, 2023

(Rs. In Lacs)

Particulars	Half Year ended on	Year ended on
	30.09.2023	31.03.2023
	Unaudited	Audited
A Cash Flow from Operating Activities		
Net Profit before taxation	133.85	323.24
Adjustments for Non-Cash and Non-Operating Items		
Add Back : Non-Operating Expenses (i.e. Financing Activities Items)	29.35	64.26
Depreciation and Amortisation Expenses	36.69	38.66
Operating profit before working capital changes	199.89	426.16
Adjustments for :		
Increase / (Decrease) in Trade Payables	(11.07)	(122.61)
Increase / (Decrease) in Other Current Liabilities	5.23	0.90
Increase / (Decrease) in Short Term Provisions	(63.28)	(12.87)
(Increase) / Decrease in Inventories	(119.73)	(383.19)
(Increase) / Decrease in Trade Receivables	(2.68)	107.74
(Increase) / Decrease in Other Current Assets	52.27	(2.12)
Sub-Total movement in working capital	(139.26)	(412.15)
Cash Generated from Operations	60.63	14.01
Direct Taxes Paid (Net of refunds)	0.00	(86.37)
CASH FLOW FROM OPERATING ACTIVITIES	60.63	(72.36)
B Cash Flow from Investing Activities		
(Addition) / Repayment in Long Term Loans & Advances	0.00	(191.58)
(Addition) / Repayment in Short Term Loans & Advances	197.32	(228.16)
(Purchase)/ Sale of Capital Assets	(874.42)	(4.59)
(Purchase)/ Sale of Other Non-Current Investments	23.26	(1.06)
(Increase)/ Decrease in Other Non-Current Assets	0.00	(6.29)
Interest Income From Investments	0.00	11.22
CASH FLOW FROM INVESTING ACTIVITIES	(653.84)	(420.46)
C Cash Flow from Financing Activities		
Addition / (Repayment) in Long Term Borrowings	369.01	(206.30)
Addition / (Repayment) in Short Term Borrowings	100.49	48.19
Interest & Other Finance Expense on Borrowings	(26.91)	(19.43)
Proceeds from Issue of Equity Share Capital (Including Share Premium)	0.00	1,171.50
Expenses for Issue of Equity Share Capital	(2.44)	(63.77)
Bank Loan Interest Subsidy Received	0.00	7.72
Dividend Paid	0.00	0.00
CASH FLOW FROM FINANCING ACTIVITIES	440.15	937.91
NET INCREASE OR DECREASE IN CASH AND CASH EQUIVALENTS (A+B+C)	(153.06)	445.09
Cash and Cash Equivalent at the Beginning of the Year	456.99	11.90
Cash and Cash Equivalent at the End of the Year	303.93	456.99
Components of Cash and Cash Equivalents as at the end of the year		
Cash on Hand	3.82	6.90
Balance with Bank Accounts		
in Current Account	0.10	0.05
in Fixed Deposits	277.33	450.04

For and on behalf of Board of Directors of,
Technopack Polymers Limited
Chetan Kumar I Pandya
Managing Director

Manufacturer of High Quality PET Preform and CCM Cap



TECHNOPACK[®]


TECHNOPACK POLYMERS LIMITED


(Formerly known as: TECHNOPACK POLYMERS PRIVATE LIMITED)


CIN: U25209GJ2018PLC103581

Regd. Office & Factory:

M/S. Gokul Industries, Rafaleshvar Ind.
Estate, Nr.Rafaleshvar Rlw. Track, Morbi,
Jambudiya, Rajkot, Gujarat, India, 363642.

 info@technopackltd.com

 +91-9099070066

 www.technopackltd.com

GST NO: 24AAGCT8848J1ZS

PAN: AAGCT8848J

TAN: RKTT01850C

Notes:

1. The above standalone financial results of the company for the half year & the year ended September 30, 2023 have been reviewed & approved by the Audit Committee & taken on record by the Board of Directors at the Board meeting held on **November 10, 2023**.
2. The comparative results and other information for the six months ended March 31, 2023 and September 30, 2022 have been reviewed by the statutory auditors of the Company. The management has exercised necessary due diligence to ensure that the said comparative results provide a true and fair view of its affairs.
3. The company is a manufacturer & supplier of PET Preforms and HDPE CCM Caps in India and therefore the company's business falls within a single business segment. Therefore, disclosure under Accounting Standard (AS) 17- Segment Reporting is not reported separately.
4. The Financial Results have been prepared in accordance with the Accounting Standards as notified under Section 133 of the Companies Act 2013 ("Act"), read with relevant rules issued there under and other accounting principles generally accepted in India (Indian GAAP) as amended from time to time.
5. The Earning Per Share (EPS) has been computed in accordance with the Accounting Standard on Earnings Per Share (AS 20) which required effect of bonus issue to be given till the earliest period reported.
6. As per MCA Notification dated 16th Feb 2015, Companies whose share are listed on the SME Exchange as referred to in Chapter XB of SEBI (Issued of Capital and Disclosure Requirements) Regulations, 2009 are exempted from the Compulsory requirement of adoption of IND AS for preparation of financial results.
7. The company has utilised proceeds from IPO as per the object clause of the prospectus dated 14/10/2022 filed with SEBI on 14/10/2022, as below:

Purpose	Amount allocated	Amount utilised	Deviation, if any
1 Part Funding to purchase and set up additional SACMI CCM24S-F plant for manufacturing of HDPE Beverages closures	Rs. 638 lakhs	Rs. 361 lakhs	Rs. 277 lakhs FD with Indian Overseas Bank
2 Additional Working Capital Requirements	Rs. 73.50 lakhs	Rs. 73.50 lakhs	-
3 General Corporate Purpose	Rs. 25 lakhs	Rs. 25 lakhs	-
4 IPO related Expenses	Rs. 50 lakhs	Rs. 50 lakhs	-
	Rs. 786.50 lakhs	Rs. 509.50 lakhs	Rs. 277 lakhs

Deviation/ under-utilization (Balance in Fixed Deposit) of Rs. 277 lakhs are due to Integrated Goods and Services Tax (IGST) and GST Compensation Cess (Cess) deferment under the Govt. Scheme of "Manufacture and Other Operations in Customs Warehouse Scheme (MOOWRS)", as company has filed for bill of entry for home consumption. The MOOWR scheme is aimed at incentivizing manufacturing entities, making them more competitive globally and to encourage both Indian and international manufacturers to establish and expand their manufacturing activities in India. However, the movement of machinery from one warehouse to another would require the payment of IGST and cess, if warehouse is ever shifted. Management does not plan to move such warehouse in the upcoming period.

8. Figures for previous half year/year have been regrouped / recast wherever necessary.

For and on behalf of Board of Directors of,

Technopack Polymers Limited

Chetankumar I Pandya

Managing Director



Morbi, 10th November, 2023

Manufacturer of High Quality PET Preform and CCM Cap