

Date: 12.11.2018
Ref: IZMO/SEC/2018-19

The Manager Listing Bombay Stock Exchange Ltd Floor 25, Phiroze Jeejeebhoy Tower Dalal Street, Mumbai-400001	The General Manager - Listing National Stock Exchange of India Ltd Plot No. C/1, G Block, Bandra Kurla Complex, Bandra(E), Mumbai-400051
---	--

Scrip Code: 532341/IZMO
Sub: Outcome of the Board Meeting held on 12th November, 2018
(Meeting Commenced at 1.00 PM)
(Ended by at 7.30 PM)


Dear sir/Madam,

In terms of Regulation 30 read with Part A of Schedule III of the SEBI (Listing Obligation and Disclosure Requirements) Regulations 2015, This is to inform you that the Board of Directors of IZMO Limited, Bangalore met today, at 1:00 P.M as informed earlier, inter-alia:

1. Approved the Un-Audited Financial Results (Stand Alone and Consolidated) for the 2nd quarter/half year ended 30.09.2018.

Copy of the Unaudited Financial Results along with Limited Review Reports from the Company's statutory Auditor is enclosed herewith.

Thanking you
Yours faithfully
For IZMO Limited


Mr. Suraj Kumar Sahu
Company Secretary



Statement of Consolidated Un-audited Financial Results for the Quarter 30-09-2018

Particulars		(Rs. in Lakhs)						
		Quarter Ended			Half Year Ended		Year Ended	
		Un-audited	Un-Audited	Audited	Un Audited	Audited	Audited	Audited
		30.09.2018	30.06.2018	30.09.2017	30.09.2018	30.09.2017	31.03.2018	31.03.2017
1	Revenue from Operations	1,882.59	1,774.15	1,443.83	3,656.74	2,914.80	6,298.66	5,428.07
2	Other Income	108.67	75.12	195.23	183.79	310.20	507.48	424.73
3	Total Income	1,991.27	1,849.27	1,639.06	3,840.54	3,225.00	6,806.14	5,852.80
4	Expenses							
	(a) Cost of Materials Consumed	-	-	-	-	-	-	-
	(b) Purchase of traded Stock (Direct Cost)	32.15	17.56	17.65	49.71	29.93	71.62	70.22
	(c) Changes in Inventories	0.01	(4.30)	0.53	(4.29)	(0.51)	0.55	0.87
	(d) Employee Benefit Expense	870.79	801.30	683.53	1,672.09	1,364.40	2,961.29	2,213.23
	(e) Finance Cost	51.39	31.62	32.04	83.00	64.24	118.68	118.37
	(f) Depreciation and Amortisation expense	292.24	242.11	159.45	534.35	314.11	1,225.61	1,192.52
	(g) Other Expenses	566.63	588.71	528.17	1,155.34	1,052.17	1,533.37	1,866.49
	Total Expenses	1,813.21	1,676.99	1,421.37	3,490.21	2,824.34	5,911.12	5,461.70
5	Profit/(Loss) before Tax for the Period (3-4)	178.05	172.27	217.69	350.33	400.66	895.02	391.09
6	Exceptional/Extraordinary items	-	-	-	-	-	191.22	-
7	Profit/(loss) before tax for the period (5-6)	178.05	172.27	217.69	350.33	400.66	703.80	391.09
8	Tax Expense:							
	a) Current tax	-	-	-	-	-	(34.54)	(21.77)
	b) Deferred tax	-	-	-	-	-	(64.11)	95.97
9	Profit/(Loss) for the Period (7-8)	178.05	172.27	217.69	350.33	400.66	605.16	465.29
	Other Comprehensive Income							
10	Items that will be reclassified to Profit or Loss							
	- Fair value changes on investment, net	-	-	79.82	-	79.82	-	16.09
11	Items that will not be reclassified to Profit or Loss	-	-	-	-	-	23.07	(8.09)
12	Total Other Comprehensive Income	-	-	79.82	-	79.82	23.07	8.00
13	Total Comprehensive Income for the Period	178.05	172.27	297.51	350.33	480.48	628.23	473.29
14	Paid-up Equity Share Capital (Face value Rs.10/- per share)	1,289.77	1,282.17	1,282.17	1,289.77	1,282.17	1,282.17	1,216.23
15	Reserves	17,998.50	17,820.45	17,318.34	17,998.50	17,318.34	17,648.18	16,830.78
16	Earnings Per Share (Face of share at Rs.10/- each) (not Annualised)							
	(a) Basic	1.38	1.34	1.70	2.72	3.12	4.72	3.83
	(b) Diluted	1.38	1.34	1.70	2.72	3.12	4.72	3.83
See accompanying notes to the Financial Results.								

For IZMO Limited

Authorized Signatory

For IZMO Limited

Authorized Signatory



izmo Ltd.

177/2C, Bilekahalli Industrial Area,
Bannerghatta Road, Bangalore-560 076, India

Phone : +91 80 67125400
Fax : +91 80 67125408
Email : info@izmoltd.com

www.izmoltd.com
CIN: L72200KA1995PLC018734

IZMO LIMITED
CONSOLIDATED BALANCE SHEET AS AT SEPTEMBER 30, 2018

(Rs. in Lakhs)

Particulars	As at September 30, 2018 (Un-Audited)	As at March 31, 2018 (Audited)
I. ASSETS		
Non-current assets		
(a) Property, plant and equipment	255.20	243.24
(b) Capital work-in-progress	319.16	198.70
(c) Investment Property	210.75	219.95
(d) Other Intangible assets	18,118.42	17,434.12
(e) Deferred tax assets	166.90	166.90
(f) Other non-current assets	541.07	470.31
Total Non-current assets	19,611.50	18,733.23
Current assets		
(a) Inventories	4.82	0.53
(b) Financial assets		
(i) Trade receivables	1,949.59	1,748.13
(ii) Cash and cash equivalents	276.72	469.86
(iii) Other financial assets	1,921.87	1,810.26
Total Current assets	4,152.99	4,028.77
TOTAL ASSETS	23,764.49	22,762.00
I. EQUITY AND LIABILITIES		
Shareholders' funds		
(a) Share capital	1,289.77	1,282.17
(b) Other equity	17,998.51	17,648.18
TOTAL EQUITY	19,288.27	18,930.34
II. LIABILITIES		
Non-current liabilities		
(a) Financial liabilities		
(i) Borrowings	1,345.03	1,319.00
(ii) Other financial liabilities	107.78	116.59
(b) Provisions	147.61	138.80
Total Non current liabilities	1,600.42	1,574.40
Current liabilities		
(a) Financial liabilities		
(i) Trade payables		
(i) micro and small enterprises, and	-	-
(ii) other than micro and small enterprises	949.66	774.91
(ii) Other Financial Liabilities	5.00	5.00
(b) Provisions	21.67	20.30
(c) Other current liabilities	1,864.56	1,422.14
(d) Current Tax Liabilities (Net)	34.91	34.91
Total Current liabilities	2,875.79	2,257.26
TOTAL EQUITY AND LIABILITIES	23,764.49	22,762.00

For IZMO Limited

Authorised Signatory

For IZMO Limited

Phone : +91 80 67125400
Fax : +91 80 67125408
Email : info@izmoltd.com

izmo Ltd.

177/2C, Bilekahalli Industrial Area,
Bannerghatta Road, Bangalore-560 076, India

www.izmoltd.com
CIN: L72200KA1995PLC018734



Limited Review Report

**Review Report to
The Board of Directors
izmo Limited**

I have reviewed the accompanying statement of Consolidated unaudited financial results of izmo Limited ('the Company') for the quarter ended September 30th, 2018 (the "Statement") attached herewith, being submitted by the Company pursuant to the requirements of Regulation 33 of the SEBI (Listing Obligations and Disclosure Requirements) Regulations, 2015, read with SEBI Circular No. CIR/CFD/FAC/62/2016 dated July 5, 2016.

The preparation of the Statement in accordance with the recognition and measurement principles laid down in Indian Accounting Standard 34, Interim Financial Reporting (Ind AS 34) prescribed under Section 133 of the Companies Act, 2013 read with Rule 3 of Companies (Indian Accounting Standards) Rules, 2015 read with SEBI Circular No. CIR/CFD/FAC/62/2016 dated July 5, 2016 is the responsibility of the Company's management and has been approved by the Board of Directors of the Company. My responsibility is to express a conclusion on the Statement based on my review.

Based on my Limited Review conducted as above, I report as under:

1. The balance of Sundry Debtors, Inventories, Loans and Advances and Current Liabilities are subject to Confirmation and Reconciliation.
2. The Consolidated Revenue and Net Profit for the period ended 30th September 2018 amounting to Rs. 1882.59 lakhs and Rs.178.05 lakhs respectively include the Financial results of the 4 Subsidiaries, which have not been reviewed by me or any other auditors and are based on the management certified accounts.

I have conducted my review in accordance with the Standard on Review Engagements (SRE) 2410, Review of Interim Financial Information Performed by the Independent Auditor of the Entity issued by the Institute of Chartered Accountants of India. This standard requires that I plan and perform the review to obtain moderate assurance as to whether the Statement is free of material misstatement. A review is limited primarily to inquiries of company personnel and analytical procedures applied to financial data and thus provides less assurance than an audit. I have not performed an audit and accordingly, I do not express an audit opinion.

Based on my review conducted as above, nothing has come to my attention that causes me to believe that the accompanying Statement, prepared in accordance with the recognition and measurement principles laid down in the applicable Indian Accounting Standards ('Ind AS') specified under Section 133 of the Companies Act, 2013, read with relevant rules issued there under and other recognized accounting practices and policies has not disclosed the information required to be disclosed in terms of Regulation 33 of the SEBI (Listing Obligations and Disclosure Requirements) Regulations, 2015, read with SEBI Circular No. CIR/CFD/FAC/62/2016 dated July 5, 2016, including the manner in which it is to be disclosed, or that it contains any material misstatement.





Guru Prakash V
Chartered Accountant
Membership No.: 228938
Place: Bangalore
Date: 12th November 2018

Statement of Stand alone Un-audited Financial Results for the Quarter ended 30-09-2018

(Rs. in Lakhs)

Particulars	Quarter Ended			Half Year Ended		Year Ended	
	Un-audited	Un-Audited	Audited	Un-Audited	Audited	Audited	Audited
	30.09.2018	30.06.2018	30.09.2017	30.09.2018	30.09.2017	31.03.2018	31.03.2017
1 Revenue from Operation	711.53	627.33	566.57	1,338.86	1,072.25	2,260.00	2,163.90
2 Other Income	105.59	75.12	195.23	180.70	310.20	463.38	344.80
3 Total Income	817.12	702.44	761.80	1,519.56	1,382.45	2,723.38	2,508.70
4 Expenses:							
(a) Cost of Materials Consumed	-	-	-	-	-	-	-
(b) Purchase of traded Stock (Direct Cost)	32.15	17.56	17.65	49.71	29.93	71.62	70.22
(c) Changes in Inventories	0.01	(4.30)	0.53	(4.29)	(0.51)	0.55	0.87
(d) Employee Benefit Expense	437.33	418.28	366.30	855.61	754.11	1,665.94	1,157.34
(e) Finance Cost	51.39	31.62	32.04	83.01	64.24	118.68	118.10
(f) Depreciation and Amortisation expense	57.51	56.77	17.80	114.28	35.21	121.16	586.94
(g) Other Expenses	142.75	136.47	112.19	279.22	235.95	597.28	574.66
Total Expenses	721.13	656.40	546.51	1,377.53	1,118.93	2,575.23	2,508.13
5 Profit/(Loss) before Tax for the Period (3-4)	95.99	46.04	215.29	142.03	263.52	148.15	0.57
6 Exceptional/Extraordinary items and tax for the period	-	-	-	-	-	-	-
7 Profit/(Loss) before Tax for the Period (5-6)	95.99	46.04	215.29	142.03	263.52	148.15	0.57
8 Tax Expense:							
a) Current tax	-	-	-	-	-	(34.54)	(21.77)
b) Deferred tax	-	-	-	-	-	(64.11)	95.97
9 Profit/(Loss) for the Period (7-8)	95.99	46.04	215.29	142.03	263.52	49.50	74.77
10 Items that will be reclassified to Profit or Loss							
- Fair value changes on investment, net	-	-	79.82	-	79.82	-	16.09
11 Items that will not be reclassified to Profit or Loss	-	-	-	-	-	23.08	(8.09)
12 Total Other Comprehensive Income	-	-	79.82	-	79.82	23.08	8.00
13 Total Comprehensive Income for the Period (9+12)	95.99	46.04	295.11	142.03	343.34	72.58	82.77
14 Paid-up Equity Share Capital (Face value Rs.10/- per share)	1,289.77	1,282.17	1,282.17	1,289.77	1,282.17	1,282.17	1,216.23
15 Reserves	15,644.99	15,549.00	15,591.63	15,644.99	15,591.63	15,502.96	15,241.21
16 Earnings Per Share (Face of share at Rs.10/- each) (not Annualised)							
(a) Basic	0.74	0.36	1.68	1.10	2.06	0.39	0.61
(b) Diluted	0.74	0.36	1.68	1.10	2.06	0.39	0.61
See accompanying notes to the Financial Results.							

For IZMO Limited

 Authorised Signatory

For IZMO Limited

 Authorised Signatory



IZMO LIMITED
BALANCE SHEET AS AT SEPTEMBER 30, 2018

(Rs. in Lakhs)

Particulars	As at September 30, 2018 (Un-Audited)	As at March 31, 2018 (Audited)
I. ASSETS		
Non-current assets		
(a) Property, plant and equipment	198.53	183.89
(b) Investment Property	210.75	216.16
(c) Other Intangible assets	264.27	349.89
(d) Financial assets		
(i) Investments	16,009.38	16,009.38
(ii) Other financial assets	-	-
(e) Deferred tax assets	166.90	166.90
(f) Other non-current assets	467.26	395.81
Total Non-current assets	17,317.08	17,322.03
Current assets		
(a) Inventories	4.82	0.53
(b) Financial assets		
(i) Trade receivables	2,818.65	2,386.60
(ii) Cash and cash equivalents	32.81	24.38
(iii) Other financial assets	449.48	471.02
Total Current assets	3,305.75	2,882.53
TOTAL ASSETS	20,622.84	20,204.56
I. EQUITY AND LIABILITIES		
Shareholders' funds		
(a) Share capital	1,289.77	1,282.17
(b) Other equity	15,644.99	15,502.96
TOTAL EQUITY	16,934.76	16,785.13
II. LIABILITIES		
Non-current liabilities		
(a) Financial liabilities		
(i) Borrowings	1,345.03	1,319.00
(ii) Other financial liabilities	102.78	116.88
(b) Provisions	147.61	138.80
Total Non current liabilities	1,595.42	1,574.69
Current liabilities		
(a) Financial liabilities		
(i) Trade payables		
(i) micro and small enterprises, and	-	-
(ii) other than micro and small enterprises	1,459.19	1,330.92
(ii) Other Financial Liabilities	169.09	152.31
(b) Provisions	21.67	20.30
(c) Other current liabilities	407.79	306.30
(d) Current Tax Liabilities (Net)	34.91	34.91
Total Current liabilities	2,092.65	1,844.74
TOTAL EQUITY AND LIABILITIES	20,622.84	20,204.56

For IZMO Limited

For IZMO Limited

Authorised Signatory

Authorised Signatory

izmo Ltd.

177/2C, Bilekahalli Industrial Area,
Bannerghatta Road, Bangalore-560 076, India

Phone : +91 80 67125400

Fax : +91 80 67125408

Email : info@izmoltd.com

www.izmoltd.com

CIN: L72200KA1995PLC018734



Limited Review Report

**Review Report to
The Board of Directors
izmo Limited**

I have reviewed the accompanying statement of Standalone unaudited financial results of izmo Limited ('the Company') for the quarter ended September 30th, 2018 (the "Statement") attached herewith, being submitted by the Company pursuant to the requirements of Regulation 33 of the SEBI (Listing Obligations and Disclosure Requirements) Regulations, 2015, read with SEBI Circular No. CIR/CFD/FAC/62/2016 dated July 5, 2016.


The preparation of the Statement in accordance with the recognition and measurement principles laid down in Indian Accounting Standard 34, Interim Financial Reporting (Ind AS 34) prescribed under Section 133 of the Companies Act, 2013 read with Rule 3 of Companies (Indian Accounting Standards) Rules, 2015 read with SEBI Circular No. CIR/CFD/FAC/62/2016 dated July 5, 2016 is the responsibility of the Company's management and has been approved by the Board of Directors of the Company. My responsibility is to express a conclusion on the Statement based on my review.

Based on my Limited Review conducted as above, I report as under:

1. The balance of Sundry Debtors, Inventories, Loans and Advances and Current Liabilities are subject to Confirmation and Reconciliation.

I have conducted my review in accordance with the Standard on Review Engagements (SRE) 2410, Review of Interim Financial Information Performed by the Independent Auditor of the Entity issued by the Institute of Chartered Accountants of India. This standard requires that I plan and perform the review to obtain moderate assurance as to whether the Statement is free of material misstatement. A review is limited primarily to inquiries of company personnel and analytical procedures applied to financial data and thus provides less assurance than an audit. I have not performed an audit and accordingly, I do not express an audit opinion.

Based on my review conducted as above, nothing has come to my attention that causes me to believe that the accompanying Statement, prepared in accordance with the recognition and measurement principles laid down in the applicable Indian Accounting Standards ('Ind AS') specified under Section 133 of the Companies Act, 2013, read with relevant rules issued there under and other recognized accounting practices and policies has not disclosed the information required to be disclosed in terms of Regulation 33 of the SEBI (Listing Obligations and Disclosure Requirements) Regulations, 2015, read with SEBI Circular No. CIR/CFD/FAC/62/2016 dated July 5, 2016, including the manner in which it is to be disclosed, or that it contains any material misstatement.



Guru Prakash V
Chartered Accountant
Membership No.: 228938
Place: Bangalore
Date: 12th November 2018

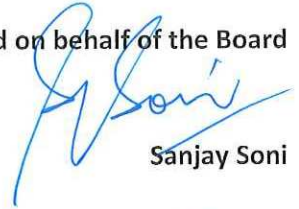
Notes:

- 1 The above un-audited results for Q2 ended 30th September, 2018 have been reviewed by the Audit Committee and approved by the Board of Directors at its meeting held on 12-11-2018.
- 2 Limited Review of the above results has been carried out by the Auditors.
- 3 The company has decided to accelerate the write off of the amortized Intellectual Property development charges. This has led to an increase of Rs. 220 lakhs of additional depreciation charged during the half-year as compared to the previous year. As a result, the profit is reduced to that extent.
- 4 Investors Grievances during the quarter: Received - Nil, Attended - Nil, Pending - Nil.
- 5 The Company has added 22 new clients in the US including Sony Interactive Entertainment LLC.
- 6 Europe has seen a robust addition of 45 new customers including Alphabet Nederland B.V. and Groupe Metin.
- 7 12 clients have been added in the Indian market as well.
- 8 The Company operates in one reportable segment only.

Place: Bengaluru

Date: 12th November, 2018

For and on behalf of the Board



Sanjay Soni

