

CIN: L51909GJ1997PLC031561

7 Shree Shakti Estate, Behind Milan Complex,
Sarkhej-Sanand Cross Road, Sarkhej,
Ahmedabad-382 210 Tel No.: 079-2909 6047
E-Mail: sctf31561@gmail.com, Website: www.sctf.in



Date: 13.11.2021

To,
Listing Department,
BSE Limited,
P J Tower, Dalal Street,
Mumbai-400001

Dear Sir/Madam,

Sub: Un-Audited Financial Result quarter and half year ended on 30th September 2021 pursuant to Regulation 33 of the SEBI (LODR) Regulations, 2015

In compliance with Regulation 33 of SEBI (Listing Obligations and Disclosure Requirements) Regulations, 2015, please find attached herewith Un-audited financial result for quarter and half year ended on 30th September, 2021.

Kindly take the same on your record and oblige.

Thanking You.

Yours Faithfully,
For, SUNCARE TRADERS LIMITED



Director/Authorised Signatory

SUNCARE TRADERS LIMITED


CIN: L51909G1997PLC031561

Registered Office: 7, Shree Shakti Estate, Behind Milan Complex, Sarkhej Sanand Cross Road, Sarkhej Ahmedabad GJ 382210 IN.

Statement of Standalone Unaudited Financial Results for the Quarter and Half Year Ended September 30, 2021

(Rs. In Lakh except per share data)

Particulars	Quarter Ended			Half Year Ended		Year Ended
	30-09-2021	30-06-2021	30-09-2020	30-09-2021	30-09-2020	31-03-2021
A Date of start of reporting period	01-07-2021	01-04-2021	01-07-2020	01-04-2021	01-04-2020	01-04-2020
B Date of end of reporting period	30-09-2021	30-06-2021	30-09-2020	30-09-2021	30-09-2020	31-03-2021
C Whether results are audited or unaudited	Unaudited	Unaudited	Unaudited	Unaudited	Unaudited	Audited
Part I						
I Revenue From Operations						
Net sales or Revenue from Operations	274.31	133.90	187.85	408.21	199.82	475.21
II Other Income	130.66	15.79	12.34	146.45	80.54	63.90
III Total Revenue (I + II)	404.98	149.69	200.19	554.67	280.36	539.11
IV Expenses						
(a) Cost of materials consumed	-	-	-	-	-	-
(b) Purchases of stock-in-trade	262.44	130.10	94.22	392.54	107.46	433.75
(c) Changes in inventories of finished goods, work-in-progress and stock-in-trade	(4.32)	0.06	84.52	(4.26)	84.20	(0.98)
(d) Employee benefit expense	-	2.90	1.83	2.90	3.16	10.00
(e) Finance Costs	20.54	8.44	2.64	28.98	5.24	35.83
(f) Depreciation and amortisation expense	0.14	0.14	0.23	0.28	0.46	0.80
(g) Other Expenses	45.50	6.62	12.88	52.13	24.21	50.70
Total expenses	324.30	148.27	196.32	472.57	224.73	530.10
V Profit (loss) before Exceptional and	80.68	1.42	3.87	82.10	55.63	9.01
VI Exceptional items	-	-	-	-	-	-
VIII Profit (loss) before Tax (VII-VIII)	80.68	1.42	3.87	82.10	55.63	9.01
X Tax Expense						
(a) Current Tax	8.96	0.37	2.42	9.33	10.50	7.84
(Less):- MAT Credit	-	-	-	-	-	-
Current Tax Expense Relating to Prior years	-	-	-	-	-	-
(b) Deferred Tax (Asset)/Liabilities	-	(0.00)	(0.06)	(0.00)	(0.04)	(4.88)
XI Net Profit/Loss for the period from Continuing Operations (IX-X)	71.72	1.05	1.51	72.77	45.17	6.05
XII Profit (Loss) from Discontinuing Operations	-	-	-	-	-	-
XIII Tax Expenses of Discontinuing Operations	-	-	-	-	-	-
XIV Net Profit (Loss) from Discontinuing Operations after tax (XII-XIII)	-	-	-	-	-	-
XV Profit (Loss) for the period (XI+XIV)	71.72	1.05	1.51	72.77	45.17	6.05
XVI Other Comprehensive Income						
a. i). Amount of item that will not be reclassified to profit or loss	-	-	-	-	-	-
ii). Income tax relating to items that will not be reclassified to profit or loss	-	-	-	-	-	-
b i). Item that will be reclassified to profit or loss	-	-	-	-	-	-
ii). Income tax relating to items that will be reclassified to profit or loss	-	-	-	-	-	-
XVII Total Comprehensive income	-	-	-	-	-	-
Total Comprehensive income [Comprising Profit for the Period (After tax) and Other comprehensive income] (XV+XVII)	71.72	1.05	1.51	72.77	45.17	6.0
XVIII Details of equity share capital						
Paid-up equity share capital (Face Value of Rs. 2/- per equity share)	3,366.60	3,366.60	3,366.60	3,366.60	3,366.60	3,366.60
Face value of equity share capital (Per Share)	Rs. 2/-	Rs. 2/-	Rs. 2/-	Rs. 2/-	Rs. 2/-	Rs. 2/-
XIX Reserves excluding revaluation reserve as per Balance Sheet	-	-	-	-	-	606.8
XX Earnings per share (Not Annualized for Quarter ended)						
(a) Earnings per share Continuing Operation (Not Annualised for Quarter ended)						
Basic earnings per share before extraordinary items	0.21	0.00	0.00	0.22	0.03	0.0
Diluted earnings per share before extraordinary items	0.21	0.00	0.00	0.22	0.03	0.0
(b) Earnings per share Discontinuing Operation (Not Annualised for Quarter ended)						
Basic earnings per share after extraordinary items	-	-	-	-	-	-
Diluted earnings per share after extraordinary items	-	-	-	-	-	-
(c) Earnings per share (Not Annualised for Quarter ended)						
Basic earnings per share before extraordinary items	0.21	0.00	0.00	0.22	0.03	0.0
Diluted earnings per share before extraordinary items	0.21	0.00	0.00	0.22	0.03	0.0



Notes:-**Notes to Unconsolidated Unaudited financials results for the quarter ended September 30, 2021.**

1	These results have been prepared in accordance with the Indian Accounting Standards (referred to as "Ind AS") 34 interim Financial Reporting prescribed under Section 133 of the Companies Act, 2013 read with Companies (Indian Accounting Standards) Rules as amended from time to time.
2	The company has been migrated from the SME platform of Bse to main board on 04/10/2019 and hence these results have been prepared by adopting the Indian Accounting Standard.
3	The Audit Committee has reviewed the above results and the Board of Directors has approved the above results and its release at their respective meetings held on 13th November, 2021.
4	The Company has single reportable business segment. Hence, no separate information for segment wise disclosure is given in accordance with the requirements of Indian Accounting Standard (Ind AS) 108 - "Operating Segments".
5	The Statutory auditor of company have carried out a "Limited Review" of the above results as per Regulation 33 of SEBI (Listing Obligation and Disclosure Requirement) Regulation, 2015 as amended time to time.
6	The figures for the corresponding previous period have been regrouped/ reclassified wherever necessary, to make them comparable.

Date :- 13/11/2021
Place :- Ahmedabad


SUNCARE TRADERS LIMITED
MIRAJ VAGHELA
Director
DIN:09096576

SUNCARE TRADERS LIMITED

CIN: L51909GJ1997PLC031561

Registered Office: 7, Shree Shakti Estate, Behind Milan Complex, Sarkhejsanand Cross Road, Sarkhej Ahmedabad GJ 382210 IN.

Statement of Standalone Unaudited Assets and Liabilities as at 30 September, 2021

(Rs. In Lakh)

Particulars		Period / Year Ended	
		30-09-2021	30-09-2020
A	Date of start of reporting period	01-04-2021	01-04-2020
B	Date of end of reporting period	30-09-2021	30-09-2020
C	Whether results are audited or unaudited	Unaudited	Unaudited
D	Nature of report standalone or consolidated	Standalone	Standalone
ASSETS			
1	Non-current assets		
a)	Property, Plant and Equipment	1.00	2.33
b)	Capital work-in-progress	-	-
c)	Investment Property	-	-
d)	Goodwill	-	-
e)	Other Intangible assets	-	-
f)	Intangible assets under development	-	-
g)	Biological Assets other than bearer plants	-	-
h)	Investments accounted for using equity method	-	-
i)	Financial Assets		
(i)	Investments	3,527.76	3,441.29
(ii)	Trade receivables	-	-
(iii)	Loans	-	-
(iv)	Security Deposits	-	-
i)	Deferred tax assets (net)	5.59	0.75
j)	Other non-current assets	873.41	806.80
2	Current assets		
a)	Inventories	118.52	28.96
b)	Financial Assets		
(i)	Investments	-	-
(ii)	Trade receivables	148.86	128.59
(iii)	Cash and cash equivalents	157.22	16.65
(iv)	Bank balances other than Cash and cash equivalents	-	-
(v)	Loans	-	-
(vi)	Others	-	-
c)	Current Tax Assets (Net)	-	-
d)	Other current assets	23.32	51.35
3	Non-current assets classified as held for sale	-	-
4	Regulatory deferral account debit balances and related deferred tax assets	-	-
Total Assets		4,855.69	4,476.72
EQUITY & LIABILITIES:			
Equity			
a)	Equity Share capital	3,366.60	3,366.60
b)	Other Equity	680.26	645.92
Liabilities			
1)	Non-Current Liabilities		
a)	Financial Liabilities		
(i)	Borrowings	598.43	329.28
(ii)	Trade payables	-	-
(iii)	specified)	-	-
b)	Provisions	-	-
c)	Deferred tax liabilities (Net)	-	-
d)	Deferred government grants (non current)	-	-
e)	Other non-current liabilities	-	-
2)	Current liabilities		
a)	Financial Liabilities		
(i)	Borrowings	86.06	84.65
(ii)	Trade payables	103.66	13.07
(iii)	Other financial liabilities (other than those specified in item (c))	-	-
b)	Other current liabilities	0.27	16.81
c)	Provisions	11.44	2.70
d)	Current Tax Liabilities (Net)	8.96	17.70
e)	Deferred government grants (non current)	-	-
3	sale	-	-
4	Regulatory deferral account credit balances and related deferred tax liabilities	-	-
Total Liabilities		4,855.69	4,476.72



SUNCARE TRADERS LIMITED

CIN: L51909GJ1997PLC031561

Registered Office: 7, Shree Shakti Estate, Behind Milan Complex, Sarkhej Sanand Cross Road, Sarkhej Ahmedabad GJ 382210 IN.

Unaudited Cash Flow Statement for the period ended 30th September, 2021

(Rs. In Lakhs)

	Particulars	As on 30th September, 2021	As on 30th September, 2020
		Rs.	Rs.
A.	Cash flow from operating activities		
	Profit before Tax	80.68	55.63
	Adjustments for:		
	Depreciation and amortisation	0.14	0.46
	Interest Income	(31.13)	(43.31)
	Profit on Sale of Fixed Assets	(0.12)	(46.59)
	Finance costs	20.54	5.24
	Operating profit / (loss) before working capital changes	70.11	(28.57)
	Movements in Working Capital		
	(Increase) / Decrease Inventories	(4.30)	84.27
	(Increase) / Decrease Trade Receivables	(10.77)	(4.56)
	(Increase) / Decrease Other Current Assets	(3.43)	(36.77)
	(Increase) / Decrease Short-term loans and advances	-	-
	(Increase) / Decrease in Short Term Borrowings	7.55	24.87
	Increase / (Decrease) Trade payables	33.95	(71.11)
	Increase / (Decrease) Short Term Provisions	7.84	-
	Increase / (Decrease) Other current liabilities	(9.70)	10.13
	Net Cash Generated/(Used in) Operations	21.14	6.83
	Cash flow from extraordinary items		
	Direct Taxes Paid including for past years	(5.59)	-
	Dividend & Dividend Tax Paid	-	-
	Net cash flow from / (used in) operating activities (A)	96.84	(21.74)
B.	Cash flow from Investing activities		
	Interest received	31.13	43.31
	Purchase of Fixed Assets	(0.19)	-
	Sale of Fixed Assets	2.12	-
	(Increase) / Decrease Non Current Investments	(135.79)	(21.82)
	(Increase) / Decrease Long Term Loan & Advances	-	-
	(Increase) / Decrease Other Non Current Assets	(98.16)	(31.28)
	Profit on sale of Non Current Investments	-	46.59
	Net cash flow from / (used in) investing activities (B)	(200.89)	36.80
C.	Cash flow from financing activities		
	Proceeding from Long Term Borrowings	265.16	(0.18)
	Increase / (Decrease) Short Term Borrowings	-	-
	Share Issue Expenses	-	-
	Interest Paid	(20.54)	(5.24)
	Net cash flow from / (used in) financing activities (C)	244.62	(5.42)
	Net increase / (decrease) in Cash and cash equivalents (A+B+C)	140.57	9.64
	Cash and cash equivalents at the beginning of the year	16.65	7.01
	Cash and cash equivalents at the end of the year *	157.22	16.65
	* Comprises:		
	(a) Cash on hand	1.79	0.52
	(b) Balances with banks		
	(i) In current accounts	155.43	16.13
	(ii) In deposit accounts	-	-
		157.22	16.65

For Suncare Traders Limited



Date :- 13/11/2021
Place :- Ahmedabad



AUDITORS LIMITED REVIEW REPORT ON UNAUDITED STANDALONE FINANCIAL RESULTS OF THE COMPANY FOR THE QUARTER AND HALF YEAR ENDED 30.09.2021 PURSUANT TO THE REGULATION 33 OF THE SEBI (LISTING OBLIGATION AND DISCLOSURE REQUIREMENTS) REGULATIONS, 2015 AS AMENDED.

**TO
THE BOARD OF DIRECTORS OF
SUNCARE TRADERS LIMITED**


We have reviewed the accompanying statement of unaudited financial results ("the statement") of SUNCARE TRADERS LIMITED ("the Company") for the quarter and half year ended 30th September, 2021 being submitted by the company pursuant to the requirement of Regulations 33 of the SEBI (Listing Obligations and Disclosure Requirements) Regulations 2015. This Statement is the responsibility of the company's management and has been approved by the Board of Directors. Our responsibility is to issue a report on these financial statements based on our review.

We conducted our review of the statement in accordance with the Standard on Review Engagement (SRE) 2410 "Review of Interim Financial Information performed by the Independent Auditor of the Entity", issued by the Institute of Chartered Accountants of India. This standards require that we plan and perform the review to obtain moderate assurance as to whether the financial statements are free of material misstatement. A review is limited primarily to inquiries of company personnel and analytical procedures applied to financial data and thus it provide less assurance than an audit. We have not performed an audit and accordingly, we do not express an audit opinion.

Based on our review conducted as above, nothing has come to our attention that causes us to believe that the accompanying statements of unaudited financial results prepared in accordance with applicable accounting standards and other recognized accounting practices and policies has not disclosed the information required to be disclosed in terms of Regulations 33 of SEBI (Listing Obligations and Disclosure Requirements) Regulations, 2015 including the manner in which it is to be disclosed, or that it contains any material misstatement.

For, D G M S & Co.
Chartered Accountants
FRN: 0112187W

Shashank P. Doshi



Shashank P. Doshi
Partner
Membership No. 108456
UDIN: 21108456AAAAIM2802

Date: 13/11/2021
Place: Jamnagar

SUNCARE TRADERS LIMITED

CIN: L51909GI1997PLC031561

Registered Office: 7, Shree Shakti Estate, Behind Milan Complex, Sarkhejsanand Cross Road, Sarkhej Ahemdabad GJ 382210 IN.

Statement of Consolidated Unaudited Financial Results for the Quarter and Half Year Ended September 30, 2021

(Rs. In Lakh except per share data)

Particulars	Quarter Ended			Half Year Ended		Year Ended	
	30-09-2021	30-06-2021	30-09-2020	30-09-2021	30-09-2020	31-03-2021	
A	Date of start of reporting period	01-07-2021	01-04-2021	01-07-2020	01-04-2021	01-04-2020	01-04-2020
B	Date of end of reporting period	30-09-2021	30-06-2021	30-09-2020	30-09-2021	30-09-2020	31-03-2021
C	Whether results are audited or unaudited	Unaudited	Unaudited	Unaudited	Unaudited	Unaudited	Audited
Part I							
I Revenue From Operations							
	Net sales or Revenue from Operations	274.31	133.90	187.85	408.21	199.82	475.21
II Other Income		130.66	15.79	12.34	146.45	80.54	63.90
III Total Revenue (I + II)		404.98	149.69	200.19	554.67	280.36	539.10
IV Expenses							
(a)	Cost of materials consumed	-	-	-	-	-	-
(b)	Purchases of stock-in-trade	262.44	130.10	94.22	392.54	107.46	433.75
(c)	Changes in inventories of finished goods, work-in-progress and stock-in-trade	(4.32)	0.06	84.52	(4.26)	84.20	(0.98)
(d)	Employee benefit expense	-	2.90	1.83	2.90	3.16	10.00
(e)	Finance Costs	20.54	8.44	2.64	28.98	5.24	35.83
(f)	Depreciation and amortisation expense	0.14	0.14	0.23	0.28	0.46	0.80
(g)	Other Expenses	45.50	6.62	12.88	52.12	24.21	50.70
	Total expenses	324.30	148.27	196.32	472.57	224.73	530.10
V Profit (loss) before Exceptional and		80.67782	1.42	3.87	82.10	55.63	9.01
VI Exceptional items		-	-	-	-	-	-
VII Share of Profit/(Loss) of Associates		-	-	-	-	-	4.03
VIII Profit (loss) before Tax (VII-VIII)		80.68	1.42	3.87	82.10	55.63	4.97
X Tax Expense							
(a)	Current Tax	8.96	0.37	2.42	9.33	10.50	7.84
	(Less):- MAT Credit	-	-	-	-	-	-
	Current Tax Expense Relating to Prior years	-	-	-	-	-	-
(b)	Deferred Tax (Asset)/Liabilities	-	(0.00)	(0.06)	(0.00)	(0.04)	(4.88)
XI Net Profit/Loss for the period from Continuing Operations (IX-X)		71.72	1.05	1.51	72.77	45.17	2.01
XII Profit (Loss) from Discontinuing Operaitons		-	-	-	-	-	-
XIII Tax Expenses of Discontinuing Operations		-	-	-	-	-	-
XIV Net Profit (Loss) from Discontinuing Operartions after tax (XII-XIII)		-	-	-	-	-	-
	Share of Profit/Loss of Associates	(0.02)	-	-	-	(4.58)	-
XV Profit (Loss) for the period (XI+XIV)		71.70	1.05	1.51	72.77	40.59	2.01
XVI Other Comprehensive Income							
a. i.)	Amount of item that will not be reclassified to profit or loss	-	-	-	-	-	-
	ii.) Income tax relating to items that will not be reclassified to profit or loss	-	-	-	-	-	-
b i.)	Item that will be reclassified to profit or loss	-	-	-	-	-	-
	ii.) Income tax relating to items that will be reclassified to profit or loss	-	-	-	-	-	-
XVII Total Comprehensive income							
	Total Comprehensive income [Comprising Profit for the Period (After tax) and Other comprehensive income] (XV+XVII)	71.70	1.05	1.51	72.77	40.59	2.01
XVIII Details of equity share capital							
	Paid-up equity share capital (Face Value of Rs. 2/- per equity share)	3,366.60	3,366.60	3,366.60	3,366.60	3,366.60	3,366.60
	Face value of equity share capital (Per Share)	Rs. 2/-	Rs. 2/-	Rs. 2/-	Rs. 2/-	Rs. 2/-	Rs. 2/-
XIX Reserves excluding revaluation reserve as per Balance Sheet		-	-	-	-	-	606.80
XX Earnings per share (Not Annualized for Quarter ended)							
(a)	Earnings per share Continuing Operation (Not Annualised for Quarter ended)						
	Basic earnings per share before extraordinary items	0.21	0.00	0.00	0.22	0.03	0.00
	Diluted earnings per share before extraordinary items	0.21	0.00	0.00	0.22	0.03	0.00
(b)	Earnings per share Discontinuing Operation (Not Annualised for Quarter ended)						
	Basic earnings per share after extraordinary items	-	-	-	-	-	-
	Diluted earnings per share after extraordinary items	-	-	-	-	-	-
(c)	Earnings per share (Not Annualised for Quarter ended)						
	Basic earnings per share before extraordinary items	0.21	0.00	0.00	0.22	0.03	0.00
	Diluted earnings per share before extraordinary items	0.21	0.00	0.00	0.22	0.03	0.00



Notes:-**Notes to Unconsolidated Unaudited financials results for the quarter ended June 30, 2021.**

1	These results have been prepared in accordance with the Indian Accounting Standards (referred to as "Ind AS") 34 interim Financial Reporting prescribed under Section 133 of the Companies Act, 2013 read with Companies (Indian Accounting Standards) Rules as amended from time to time.
2	The company has been migrated from the SME platform of Bse to main board on 04/10/2019 and hence these results have been prepared by adopting the Indian Accounting Standard.
3	The Audit Committee has reviewed the above results and the Board of Directors has approved the above results and its release at their respective meetings held on 13th August, 2021.
4	The Company has single reportable business segment. Hence, no separate information for segment wise disclosure is given in accordance with the requirements of Indian Accounting Standard (Ind AS) 108 - "Operating Segments".
5	The Statutory auditor of company have carried out a "Limited Review" of the above results as per Regulation 33 of SEBI (Listing Obligation and Disclosure Requirement) Regulation, 2015 as amended time to time.
6	The figures for the corresponding previous period have been regrouped/ reclassified wherever necessary, to make them comparable.

Date :- 13/11/2021
Place :- Ahmedabad

For SUNCARE TRADERS LIMITED



SUNCARE TRADERS LIMITED

CIN: L51909GJ1997PLC031561

Registered Office: 7, Shree Shakti Estate, Behind Milan Complex, Sarkhejsanand Cross Road, Sarkhej Ahmedabad GJ 382210 IN.

Statement of Consolidated Unaudited Assets and Liabilities as at 30 September, 2021

(Rs. In Lakh)


Particulars	Period / Year Ended		
	30-09-2021	30-09-2020	
A	Date of start of reporting period	01-04-2021	01-04-2020
B	Date of end of reporting period	30-09-2021	30-09-2020
C	Whether results are audited or unaudited	Unaudited	Unaudited
D	Nature of report standalone or consolidated	consolidated	consolidated
ASSETS			
1	Non-current assets		
a)	Property, Plant and Equipment	1.00	2.33
b)	Capital work-in-progress		-
c)	Investment Property		-
d)	Goodwill		-
e)	Other Intangible assets		-
f)	Intangible assets under development		-
g)	Biological Assets other than bearer plants		-
h)	Investments accounted for using equity method		-
i)	Financial Assets		
(i)	Investments	3,370.86	3,285.63
(ii)	Trade receivables		-
(iii)	Loans		-
(iv)	Security Deposits		-
i)	Deferred tax assets (net)	5.59	0.75
j)	Other non-current assets	873.41	806.80
2	Current assets		
a)	Inventories	118.52	28.96
b)	Financial Assets		
(i)	Investments		-
(ii)	Trade receivables	148.86	128.59
(iii)	Cash and cash equivalents	157.22	16.65
(iv)	Bank balances other than Cash and cash equivalents		-
(v)	Loans		-
(vi)	Others		-
c)	Current Tax Assets (Net)		-
d)	Other current assets	23.32	51.35
3	Non-current assets classified as held for sale		-
4	Regulatory deferral account debit balances and related deferred tax assets		-
Total Assets		4,698.79	4,321.06
EQUITY & LIABILITIES:			
Equity			
a)	Equity Share capital	3,366.60	3,366.60
b)	Other Equity	523.37	490.24
Liabilities			
1)	Non-Current Liabilities		
a)	Financial Liabilities		
(i)	Borrowings	598.43	329.28
(ii)	Trade payables		-
(iii)	Other financial liabilities (other than those specified in item (b), to be		-
b)	Provisions		-
c)	Deferred tax liabilities (Net)		-
d)	Deferred government grants (non current)		-
e)	Other non-current liabilities		-
2)	Current liabilities		
a)	Financial Liabilities		
(i)	Borrowings	86.06	84.65
(ii)	Trade payables	103.66	13.07
(iii)	Other financial liabilities (other than those specified in item (c))		-
b)	Other current liabilities	0.27	16.82
c)	Provisions	11.44	2.70
d)	Current Tax Liabilities (Net)	8.96	17.70
e)	Deferred government grants (non current)		-
3	Liabilities directly associated with assets in disposal group classified as held		-
4	Liabilities		-
Total Liabilities		4,698.79	4,321.06

For SUNCARE TRADERS LIMITED

NIRAJ VAGHELA
Director
DIN:09096576

Date :- 13/11/2021

Place :- Ahmedabad



SUNCARE TRADERS LIMITED

CIN: L51909GJ1997PLC031561

Registered Office: 7, Shree Shakti Estate, Behind Milan Complex, Sarkhejsanand Cross Road, Sarkhej Ahmedabad GJ 382210 IN.

Unaudited Consolidated Cash Flow Statement for the year ended 30th September, 2021

(Rs. In Lakhs)

	Particulars	As on 30th September, 2021	As on 30th September, 2020
		Rs.	Rs.
A.	Cash flow from operating activities		
	Profit before Tax	80.68	51.05
	Adjustments for:		
	Depreciation and amortisation	0.14	0.46
	Interest Income		-
	Profit on Sale of Fixed Assets		-
	Finance costs	20.54	5.24
	Operating profit / (loss) before working capital changes	101.36	56.75
	Movements in Working Capital		
	(Increase) / Decrease Inventories	(4.30)	84.27
	(Increase) / Decrease Trade Receivables	(10.77)	(4.56)
	(Increase) / Decrease Other Current Assets	(3.42)	(36.77)
	(Increase) / Decrease Short-term loans and advances		-
	(Increase) / Decrease in Short Term Borrowings	7.54	24.87
	Increase / (Decrease) Trade payables	33.95	(71.11)
	Increase / (Decrease) Short Term Provisions	7.84	-
	Increase / (Decrease) Other current liabilities	(9.70)	10.14
	Net Cash Generated/(Used in) Operations	21.13	6.84
	Cash flow from extraordinary items		
	Direct Taxes Paid including for past years		-
	Dividend & Dividend Tax Paid		-
	Net cash flow from / (used in) operating activities (A)	122.49	63.59
B.	Cash flow from Investing activities		
	Interest received	-	-
	Purchase of Fixed Assets	(0.19)	-
	Sale of Fixed Assets	2.12	-
	(Increase) / Decrease Non Current Investments	(134.03)	(31.28)
	(Increase) / Decrease Long Term Loan & Advances		-
	(Increase) / Decrease Other Non Current Assets	(94.45)	(17.25)
	Net cash flow from / (used in) investing activities (B)	(226.54)	(48.53)
C.	Cash flow from financing activities		
	Proceeding from Long Term Borrowings	265.16	(0.18)
	Increase / (Decrease) Short Term Borrowings		-
	Share Issue Expenses		-
	Interest Paid	(20.54)	(5.24)
	Net cash flow from / (used in) financing activities (C)	244.62	(5.42)
	Net increase / (decrease) in Cash and cash equivalents (A+B+C)	140.57	9.64
	Cash and cash equivalents at the beginning of the year	16.65	7.01
	Cash and cash equivalents at the end of the year *	157.22	16.65
	* Comprises:		
	(a) Cash on hand	1.79	0.52
	(b) Balances with banks		
	(i) In current accounts	155.43	16.13
	(ii) In deposit accounts	-	-
		157.22	16.65

For Suncare Traders Limited



Date :- 13/11/2021
Place :- Ahmedabad



AUDITORS LIMITED REVIEW REPORT ON UNAUDITED CONSOLIDATED FINANCIAL RESULT OF THE COMPANY FOR THE QUARTER AND HALF YEAR ENDED 30.09.2021 PURSUANT TO THE REGULATION 33 OF THE SEBI (LISTING OBLIGATION AND DISCLOSURE REQUIREMENTS) REGULATIONS, 2015 AS AMENDED.

**TO
THE BOARD OF DIRECTORS OF
SUNCARE TRADERS LIMITED**

We have reviewed the accompanying statement of unaudited Consolidated financial results ("the statement") of Holding Company SUNCARE TRADERS LIMITED ("the Parent") for the quarter and half year ended 30th September, 2021 and MADHAV POWER PRIVATE LIMITED (the Associate Company) for the year ended 30th September, 2021 being submitted by the company pursuant to the requirement of Regulations 33 of the SEBI (Listing Obligations and Disclosure Requirements) Regulations 2015. This Statement is the responsibility of the company's management and has been approved by the Board of Directors. Our responsibility is to issue a report on these financial statements based on our review.

We conducted our review of the statement in accordance with the Standard on Review Engagement (SRE) 2410 "Review of Interim Financial Information performed by the Independent Auditor of the Entity", issued by the Institute of Chartered Accountants of India. This standards require that we plan and perform the review to obtain moderate assurance as to whether the financial statements are free of material misstatement. A review is limited primarily to inquiries of company personnel and analytical procedures applied to financial data and thus it provide less assurance than an audit. We have not performed an audit and accordingly, we do not express an audit opinion.

Based on our review conducted as above, nothing has come to our attention that causes us to believe that the accompanying statements of unaudited consolidated financial results prepared in accordance with applicable accounting standards and other recognized accounting practices and policies has not disclosed the information required to be disclosed in terms of Regulations 33 of SEBI (Listing Obligations and Disclosure Requirements) Regulations, 2015 including the manner in which it is to be disclosed, or that it contains any material misstatement.

**For, D G M S & Co.
Chartered Accountants
FRN: 0112187W**

Shashank P. Doshi



**Shashank P. Doshi
Partner
Membership No. 108456
UDIN: 21108456AAAAIN4028**

**Date: 13/11/2021
Place: Jamnagar**