

Date: 21st December, 2024

BSE Limited, Department of Corporate Services Phiroze Jeejeebhoy Towers, Dalal Street, Mumbai – 400 001	National Stock Exchange of India Ltd., Listing Department Exchange Plaza, C-1, Block G, Bandra Kurla Complex, Bandra (E), Mumbai – 400 051
---	---

Scrip Code: 540879

Symbol: APOLLO

ISIN: INE713T01028

Subject: Intimation under Regulation 30 of SEBI (LODR) Regulations, 2015 – Submission of Investor Presentation - Reg

Dear Sir/Madam,

In compliance with Regulation 30 read with Part A of Schedule III of the SEBI (Listing Obligations and Disclosure Requirements) Regulations, 2015, and in continuation of our intimation dated December 18, 2024, regarding the Analyst/Institutional Investor Meeting scheduled for December 21, 2024, we are herewith submitting the Investor Presentation being discussed during the said meeting.

The presentation is also being uploaded on the Company's website, in accordance with Regulation 46 of the SEBI (LODR) Regulations, 2015.

We request you to kindly take the above on record.

Thanking You

Yours Faithfully

FOR APOLLO MICRO SYSTEMS LIMITED

RUKHYA PARVEEN
COMPANY SECRETARY & COMPLIANCE OFFICER

APOLLO MICRO SYSTEMS LIMITED

Regd. Off: Plot No. 128/A, Road No. 12, IDA-Mallapur, Uppal Mandal, R.R. Dist – 500076, Telangana, India.

Tel No: 040 – 27167000 – 099, Fax No: 040 - 27150820

cs@apollo-micro.com, www.apollo-micro.com

CIN No: L72200TG1997PLC026556



**STRENGTHENING
DEFENCE SYSTEMS
FOR A SELF-RELIANT INDIA**

Investor Presentation Dec 2024



SAFE HARBOR

Certain statements in this document may be forward-looking statements. Such forward-looking statements are subject to certain risks & uncertainties like government actions, local, political, or economic developments, technological risks, & many other factors that could cause our actual results to differ materially from those contemplated by the relevant forward-looking statements. **Apollo Micro Systems Limited** (referred to as "AMS", "The Company") will not be in any way responsible for any action taken based on such statements and undertakes no obligation to publicly update these forward-looking statements to reflect subsequent events or circumstances.



OUR JOURNEY



1985

Incorporated AMS Proprietary Company offering Electronic CAD Design Services.



1990

Started Offering Indigenous Processor Boards for Defence Applications.



1992

Started Offering On-Board Systems for Defence.



1997

Converted to Pvt Ltd Company.




2000

First Indigenous Pay-Load Checkout System is supplied to ISRO replacing Legacy Imported Systems.



2004

First Pvt Company in Defence Electronics to be ISO Certified.



2005

Launched Telemetry Products for ISRO Applications.



2007

First Developmental Model of Expendable Decoy supplied for Indian Navy & Delivered Fully Indigenous Integrated Mine Management System for Coal & Iron Ore Mines.



2010

Successfully configured Indigenous Automatic Launcher Controller for AGNI Range of Missiles.




2015

Reached Milestone of over INR 1 bn Turnover & Installed State of the art facility for Defence Systems Manufacturing Facility.



2017

Reached a Milestone of over INR 2bn Turnover.



2018

Company Listed on NSE & BSE.



2021

Entered RF & Microwave Designs through Acquisition of an established RF Company.



2022

Falicitated by URSC (formerly known as ISRO Satellite Centre).



2023

Acquired 2.5 Acres of land from Telangana State Industrial Infrastructure Corporation Limited for construction of new manufacturing facility.



2024

Company has inaugurated its Unit II manufacturing facility and acquired 2.5 acres of land for Unit III. By June 2025, its total operational space is expected to expand to 3.5 lakh square feet across all properties in Unit II & Unit III.



OUR VISION & MISSION

MISSION

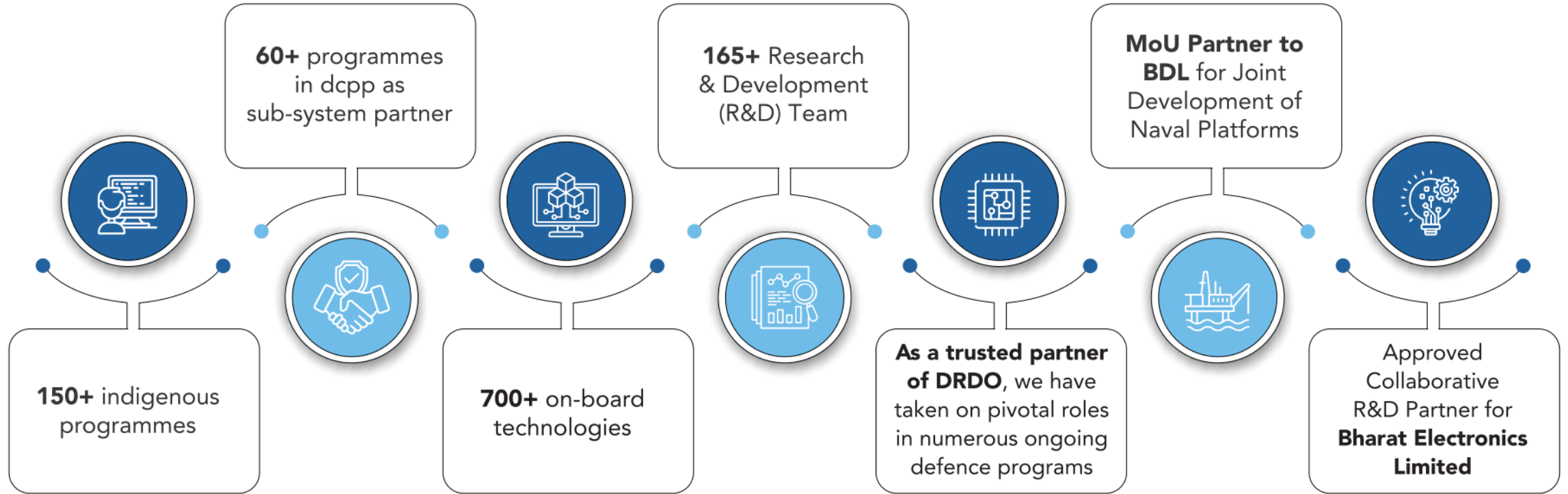
"Convert Your Concepts
Into Reality"

VISION

To emerge as a world-class company
and a unique solution provider with
"Total Solutions **Under One Roof**"



AMS AT GLANCE



WHO WE ARE?

Apollo Micro Systems Limited (AMS), incorporated in 1985, is a prominent Hyderabad-based company specializing in electronic, electromechanical, & engineering design, as well as manufacturing and supply. With a strong focus on providing comprehensive End-to-End services, AMS offers design, assembly, & testing solutions tailored to meet the diverse needs of its clients.

AMS is dedicated to the development, design, and sale of high-performance, mission-critical solutions for the Aerospace, Defence, Space, & Homeland Security sectors. At **Apollo Micro Systems Limited (AMS)**, we are committed to designing and manufacturing a diverse range of defence & specialized equipment, meticulously tailored for land, naval, and air operations. Our expertise encompasses weapons handling systems, homeland security, & space operations. In addition to our hardware offerings, we provide integrated, technology-driven solutions in secure communications, electronic warfare, & air defence. These solutions are designed to ensure that our defence clients are equipped with the most advanced & reliable tools to effectively address their mission-critical requirements.

Additionally, AMS provides custom-built Commercial Off-the-Shelf (COTS) solutions, meticulously crafted to meet the specific requirements of defence & space clients.

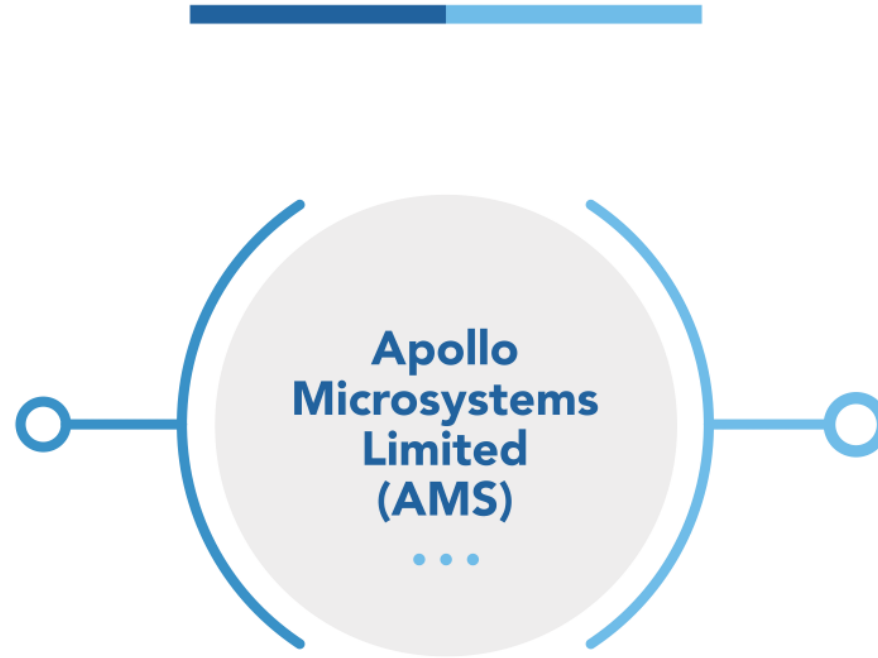
The solutions offered by AMS play a crucial role in development and user trials, qualifying them for integration into the production phase supply chain. Given the demanding nature of defence & space applications, AMS's offerings are designed to endure harsh environmental conditions, requiring expertise in advanced technology development and engineering excellence. This technical proficiency ensures that AMS's solutions are reliable, robust, & capable of meeting the highest industry standards.



ORGANISATION STRUCTURE

Ananya SIP RF Technologies Private Limited

Ananya SIP RF Technologies Private Limited is a subsidiary of Apollo Micro Systems Limited that specializes in the design, development, & manufacturing of RF & microwave components, modules, & sub-systems.



Apollo Defence Industries Private Limited (ADIPL)

Apollo Defence Industries Private Limited, incorporated on September 21st 2023, is a subsidiary of Apollo Micro Systems Limited.

This subsidiary was formed with the strategic goal of 'expanding Apollo Micro Systems' presence in the manufacturing of defence products.



CERTIFICATES

AMS is ISO 9001:2015 & CEMILAC (Centre for Military Airworthiness & Certification) certified organization.



MANUFACTURING CAPABILITIES

Our manufacturing unit is located in Hyderabad with its lab area conforming electrostatic discharge requirements with ESD-safe furniture & a controlled environment. It has a full-fledged ESS testing facility, & the inspection is in line with DGQA standards.

Unit-I- 55,000 Sq.ft Facility in IDA Mallapur, Hyderabad, Unit-II- 40,000 Sq.ft Facility in Adibatla, Hyderabad

A landmark moment of the fiscal year 2024 has been the Bhoomi Pooja of our Integrated Plant for Ingenious Defence Systems (IPiDS) in Hyderabad. As part of our backward integration focus, we commenced construction of our Integrated Plant for Ingenious Defence Systems (IPiDS) and expect to complete the same by end of FY25. It will not only help us grow our presence in the defence space but also enabled us to strengthen our in-house capabilities. Once operational, this facility will significantly boost our production capacity and solidify our position as a leading Tier-I OEM manufacturer, enabling us to scale up production and better meet the rising demand.

Unit-III 3,50,000 Sq.ft Facility in Hardware Park-II , Hyderabad

We've invested in a new weapon integration facility at Unit-III.

Manufacturing Capabilities:



55,000 Sq.ft
Facility in IDA
Mallapur,
Hyderabad Unit-I



40,000 Sq.ft
Facility in Adibatla,
Hyderabad
Unit-II



UPCOMING



3,50,000 Sq.ft
Facility in Hardware
Park-II , Hyderabad
Unit-III



PRODUCT & SERVICE OFFERINGS



Missile
Systems



Satellite Space
Systems



Naval
Systems



Avionics



Homeland
Security

Domain Expertise

AMS is involved in end to end ESDM offerings from design to manufacturing.

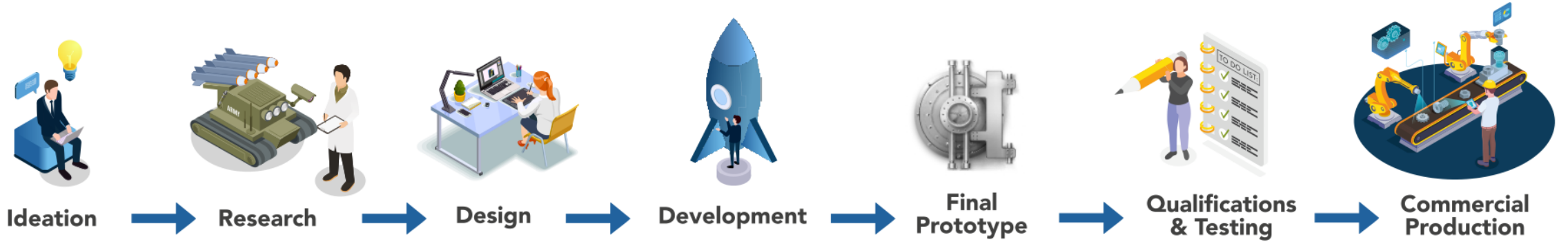
Area of expertise:
Custom built COTS
(Commercially
Off The Shelf) solutions.

Other capabilities:
Build to Print (BTP), Built
to Specifications (BTS).

AMS is uniquely positioned in the defence value chain, serving as a key link between system integrators & the end product developer (like DRDO).



SERVICE OFFERINGS



Electronics Manufacturing Services

Single source electronic manufacturing services including:

- » Board Design
- » Board Fabrication
- » Board Assembly (PCBA)
- » Qualification & Testing

Supported by fully automated SMT lines, automated optical inspection (AOI), sD X-Raymachine for Ball Grid Array (BGA)



Hardware Design Services

Services offered include:

- » Hardware design and engineering
- » Embedded Software Design Development & Sustenance
- » Verification, validation and Analysis Services
- » Testing Services



IT & Software Services

Services offered include:

- » Application software development
- » Device driver development
- » Development and porting of drivers
- » Embedded OS
- » Verification, validation and Analysis Services



Electronic CAD Design Services

- » PCB Design & Development
- » Multi Million Gate FPGA Based Design
- » Mixed Signal Designs
- » RF Designs
- » Switched Fabric Back planes
- » Signal Integrity Analysis
- » EMI-EMC Analysis
- » Thermal Analysis



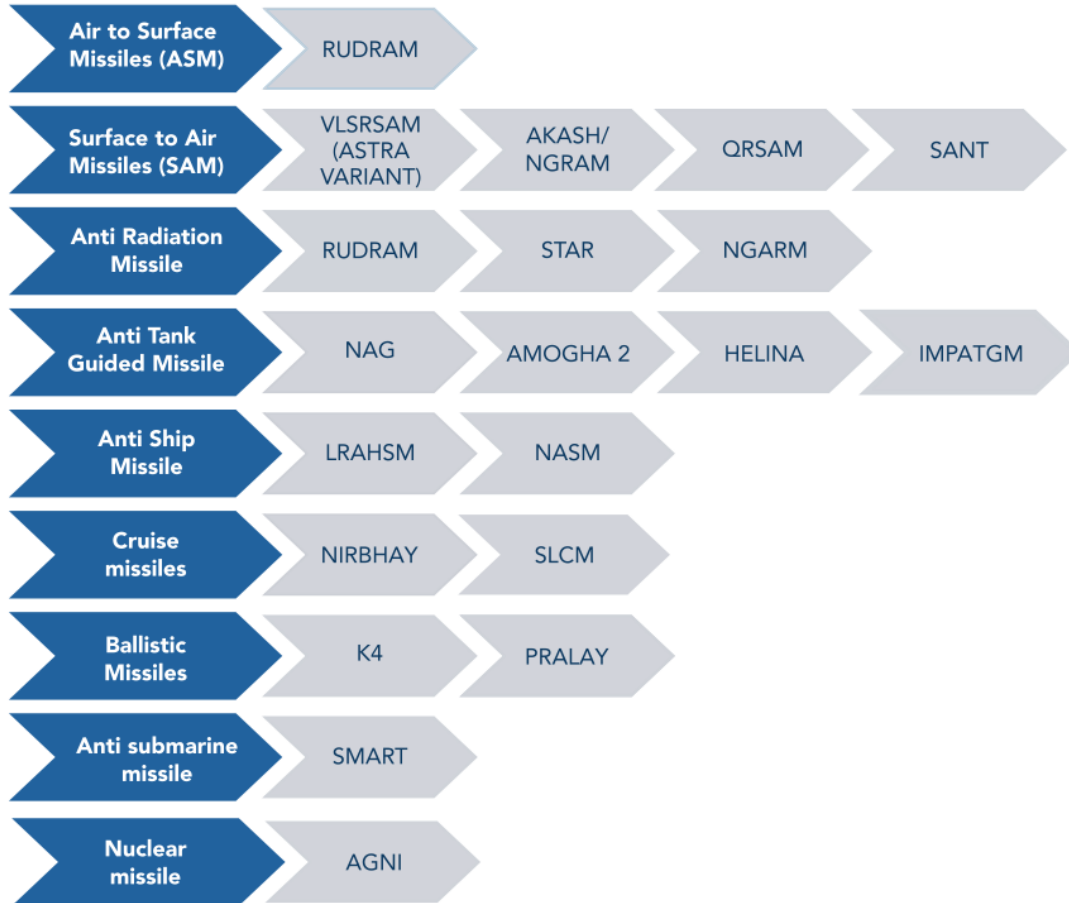
Precision Engineering Services

- » Product Design Engineering & Development
- » Value engineering
- » Reverse Engineering
- » Structural and Stress Analysis
- » Design for Manufacturing Services
- » 3D Modeling and Rendering Services
- » Prototyping and Rapid Prototyping Services



AMS'S DEFENCE EXPERIENCE SO FAR

Missiles



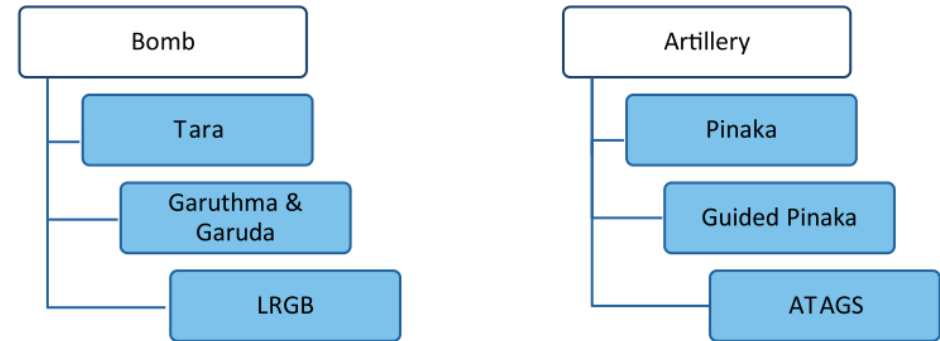
Naval Products

- ▶ Nuclear submarine: Arihant, Aridhaman
- ▶ Torpedoes: TAL, VARUNASTRA, ALWT
- ▶ Submarinelaunched torpedoes: EHWT
- ▶ Underwater mine: MIGM, Moored Mine
- ▶ Expendable decoys – Maareech, Mohini, C303

Others

- ▶ Hypersonic technology demonstrator vehicle
- ▶ Rustom UAV
- ▶ Vshoradair defence system

Arms & Ammo



- ▶ Entry into RF and microwave design segment through acquisition of **Ananya SIP RF Technologies Private Limited**.
- ▶ Inauguration of Weapon Integration facility by end of 2025.
- ▶ 2 additional units planned at same location with estimated final area of **3.3 lakh sq.ft.** With proposed capex of **INR 250 cr.**



MARQUEE CLIENTS

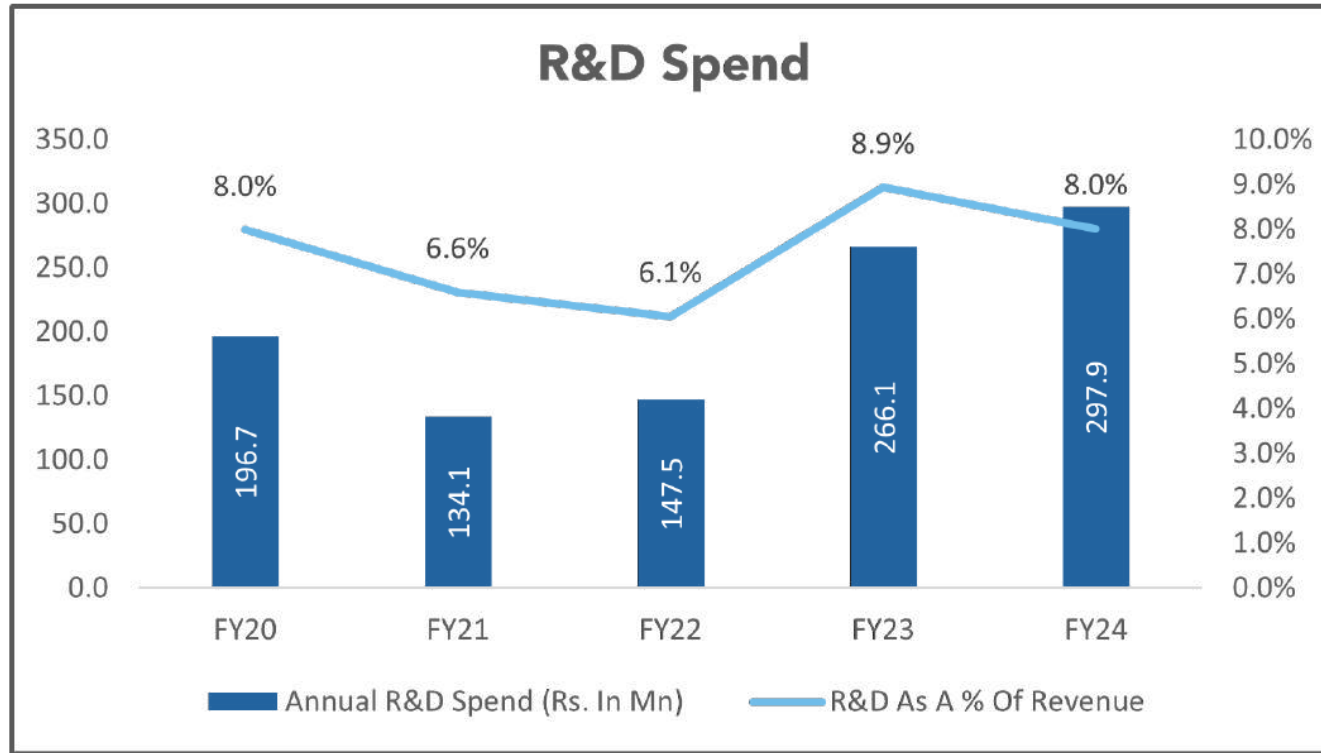
AMS largely caters to/collaborates with the Ministry of Defence, Government controlled public sector undertakings and private sector clients.



FOCUSED RESEARCH & DEVELOPMENT

Our R&D team possesses unique domain expertise across diverse market verticals, including Aerospace, Avionics, Space, Naval, On-Board Systems, & Ground Support Equipment. Notably, we are honoured to be recognized as a Collaborative R&D Partner by Bharat Electronics Limited, & MUV development plant for BDL.

Our dedicated R&D team, consisting of experienced engineers with core competency in developing embedded hardware & software with extensive expertise in various engineering applications & problem-solving, plays a pivotal role in this strategy.



Our CEMILAC-certified inhouse R&D center specializes in developing Airworthy systems.

In FY24 we have significantly invested in development of Homing System for Light Weight Torpedoes, Actuators for SWARM & Missiles, Seeker Signal Processing Systems, Moored Mine Signal Processing Systems and other Critical Avionic Systems.

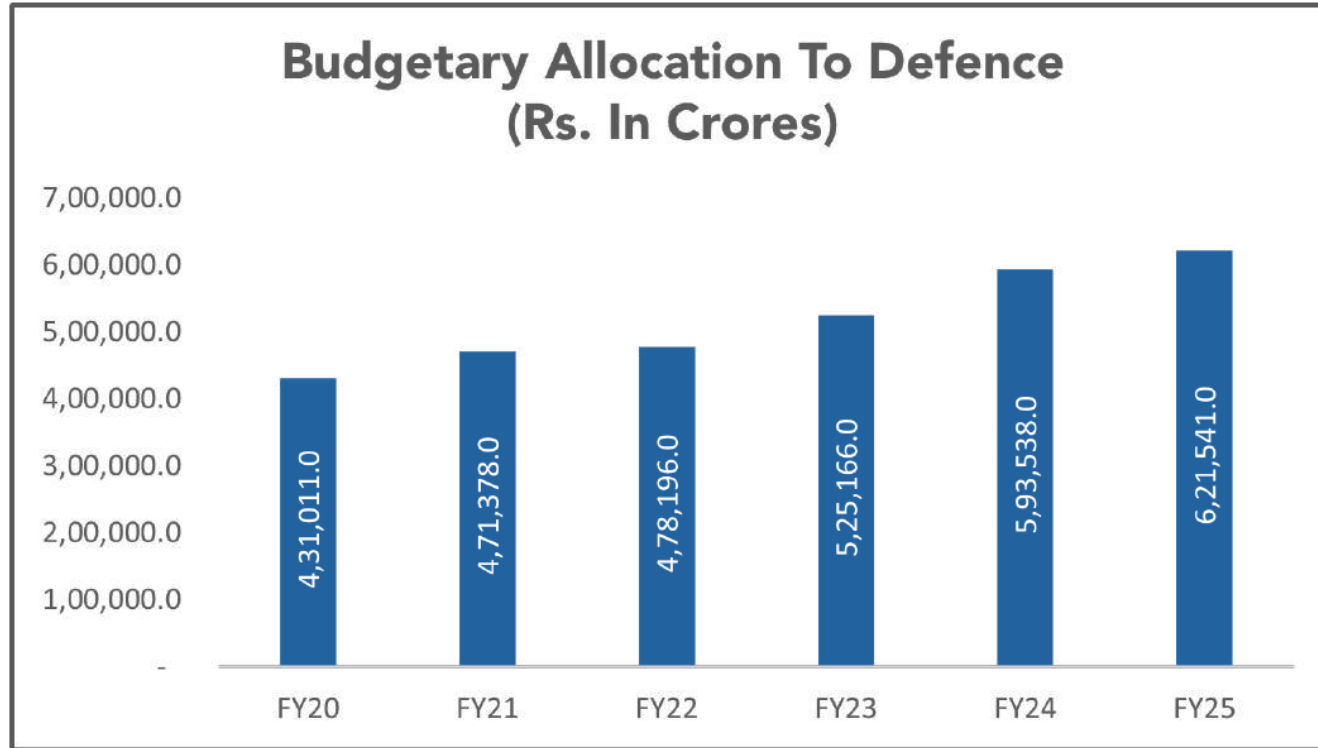
Our Research & Design team has started focusing on several Make Proposal of Tri-Services for which technology build blocks needs augmentation. We have participated in Make-II Proposals and has been awarded a Make-II project by Indian Army. The technology development requisite for such Make Proposals was also taken up by our team. Being a technology company and our future growth is always based on the investments done on R&D from time to time, we foresee the results to hit into business by FY 2025 & FY 2026.



INDUSTRY OVERVIEW

From Buyer to Builder

India is expected to have a defence market opportunity worth USD 90-100 billion over the next 5-6 years, with the defence industry likely to grow at 13 percent annually from FY24 to FY30.oping embedded hardware & software with extensive expertise.



Historically, India has heavily relied on defence imports, resulting in increased cost, delays, and technological obsolescence. In the past twenty years, India's military has modernized their system and included advanced weaponry & sophisticated weapon systems. Ranked as the fourth-largest defence spender worldwide, India has allocated a significant amount of US\$ 74.5 billion (Rs. 6,21,540.85 crore) for defence in the 2024-25 fiscal year.

This is about a 13.04% share in the overall union budget with Finance Minister Nirmala Sitharaman announcing it in parliament on February 1, 2024. Military spending has more than doubled over the past decade, highlighting its readiness & commitment towards boosting the nation's defence potential & moving toward Atmanirbhar Bharat.



GOVERNMENT POLICIES

Fostering Indigenous Design & Development: A Thrust Towards Self-Sufficiency

In line with its commitment to encouraging start-ups and promoting the indigenous design and development of defence equipment, the government has introduced the "Buy Indian-IDDMM" (Indigenously Designed, Developed, and Manufactured) category as the most favored choice for procurement. The novel "Buy Global – Manufacture in India" category under the Defence Acquisition Procedure (DAP) 2020 has further bolstered domestic design capabilities in the defence sector. This innovative category facilitates the outright purchase of equipment from foreign vendors, followed by indigenous manufacture in India through subsidiaries, joint ventures, or Indian agencies, further catalyzing the nation's self-reliance agenda.

Positive Indigenisation Lists

The Positive Indigenisation List makes it compulsory for the Indian Armed Forces, which include the Army, Navy, & Air Force, to procure listed items from either domestic private sector players or DPSUs. These are exclusively for the defence industry. The MoD approved five such lists, encompassing 4,666 items, with 98 items valued at over US\$ 16.8 billion (Rs. 1,40,000 crore). This step not only decreases the import expense from the current account but also augments MSMEs in the defence area.

Defence Acquisition Procedure 2020

It aims to bolster India's domestic industry through the Make in India initiative. It establishes a strict order of preference for procurements and encourages foreign direct investment (FDI) to set up manufacturing hubs. The policy mandates a minimum of 50% indigenous content in procurement contracts and introduces a new category, buy (Global-Manufacture in India), to attract foreign OEMs to establish facilities in India.



GOVERNMENT POLICIES

Make Project

In line with its commitment to encouraging start-ups and promoting the indigenous design and development of defence equipment, the government has introduced the "Buy Indian-IDD" (Indigenously Designed, Developed, & Manufactured) category as the most favored choice for procurement. The novel "Buy Global – Manufacture in India" category under the Defence Acquisition Procedure (DAP) 2020 has further bolstered domestic design capabilities in the defence sector. This innovative category facilitates the outright purchase of equipment from foreign vendors, followed by indigenous manufacture in India through subsidiaries, joint ventures, or Indian agencies, further catalyzing the nation's self-reliance agenda.

'Make-I' (Government Funded):

Projects falling under the 'Make-I' sub-category involve government funding of 90%, disbursed in phases based on the scheme's progress, as per mutually agreed terms between the MoD & the vendor.

'Make-II' (Industry Funded):

Projects under the 'Make-II' category entail the prototype development of equipment, systems, platforms, or their upgrades, primarily aimed at import substitution or innovative solutions. No government funding is provided for prototype development purposes in 'Make-II' projects.

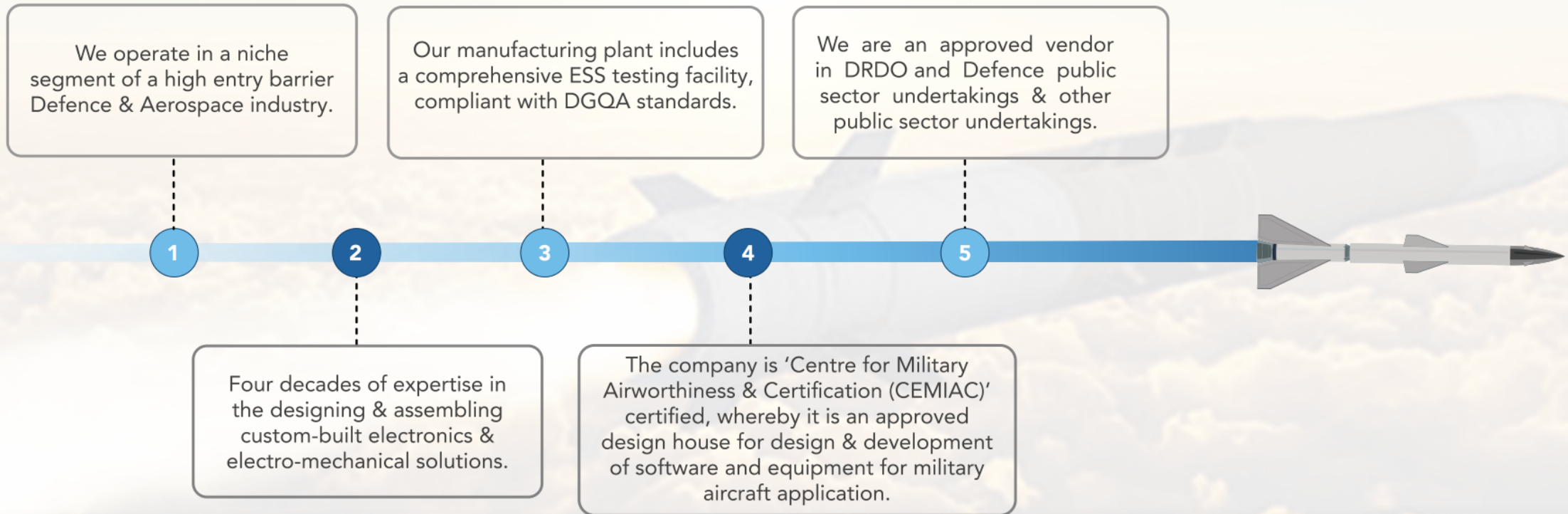
'Make-III':

It pertains to the production of defence prototypes, systems, & subsystems. Schemes under 'Make-III' are procured under the Buy 'Indian' category, with a minimum requirement of 60% indigenous content.

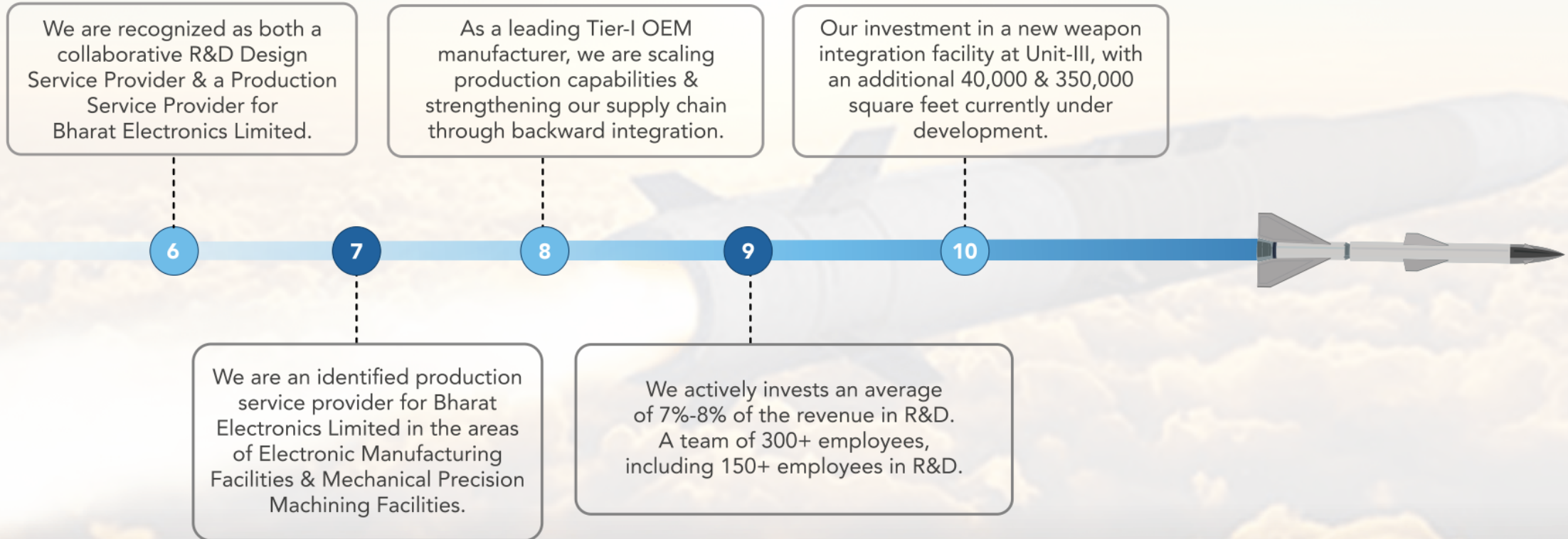
News: <https://economictimes.indiatimes.com/news/defence/indian-defence-market-set-for-14-pc-annual-growth-amid-govts-indigenization-push-report/articleshow/113161382.cms?from=mdr>
<https://www.drdo.gov.in/drdo/sites/default/files/drdo-news-documents/NPC28July2023.pdf>



OUR KEY DIFFERENTIATORS



CONTINUE...



CONTINUE...

The order book is strong & reflects significant demand, positioning the company well for future growth & stability.

11

12

We are able to increase customer dependence on us & position ourselves as a preferred supplier to defence ESDM Sector.

13

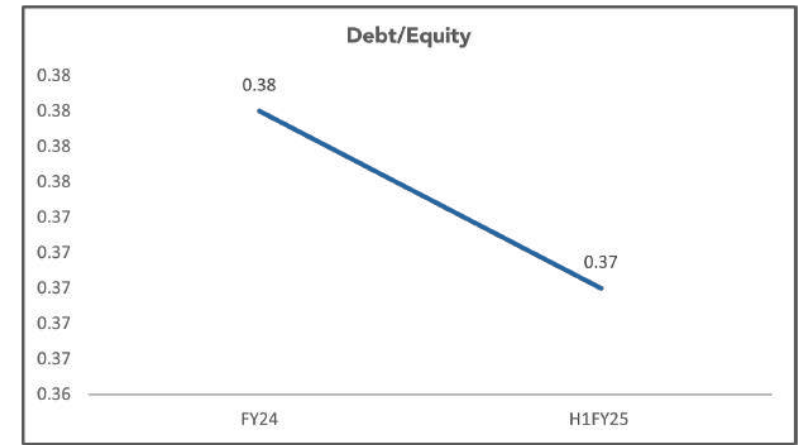
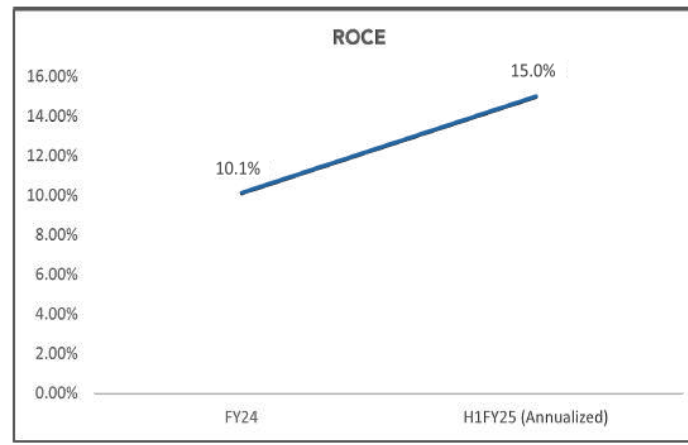
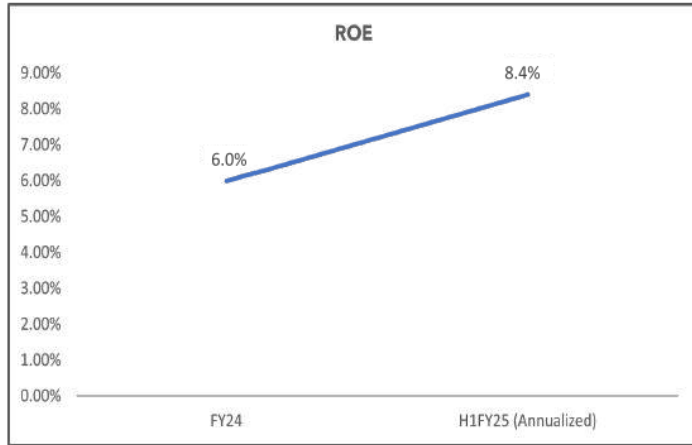
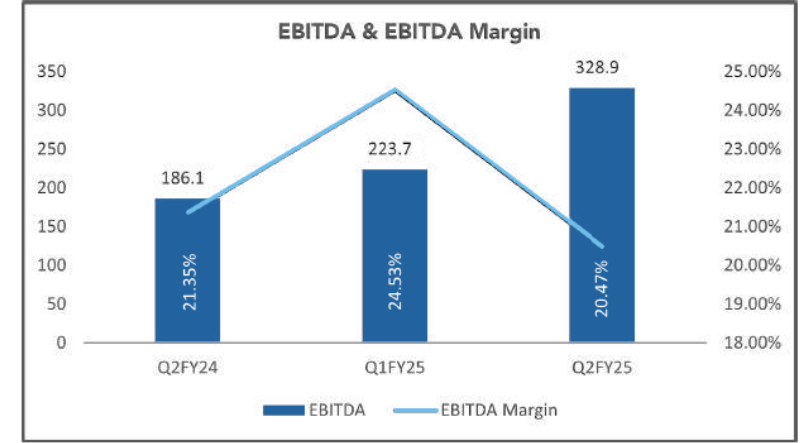
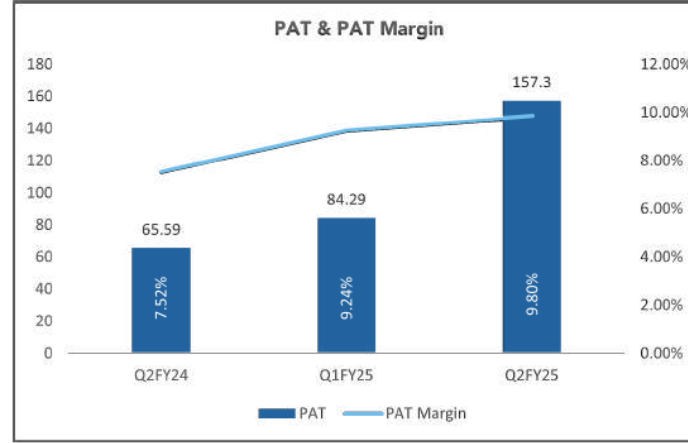
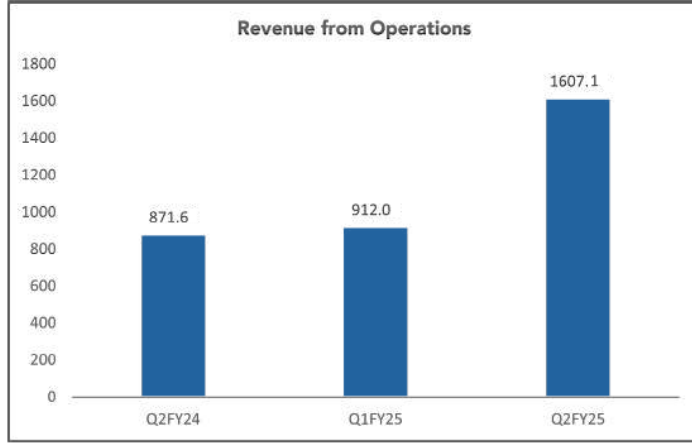
We offer custom built COTS (Commercially off-the shelf) solutions based on specific requirements to defence & space customers. The systems undergo various stages of approvals right from design, prototyping, functional acceptance, manufacturing & qualification testing. As the systems are exclusively developed for a programme, the developed systems enjoy proprietary status. Thus specially developed & approved systems have no competition.

14

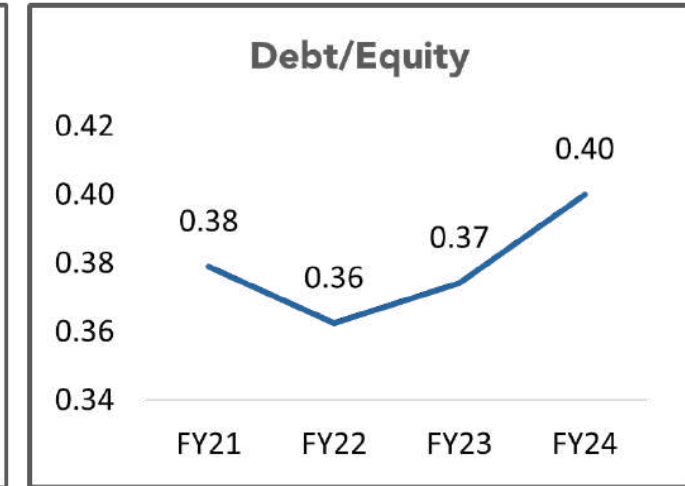
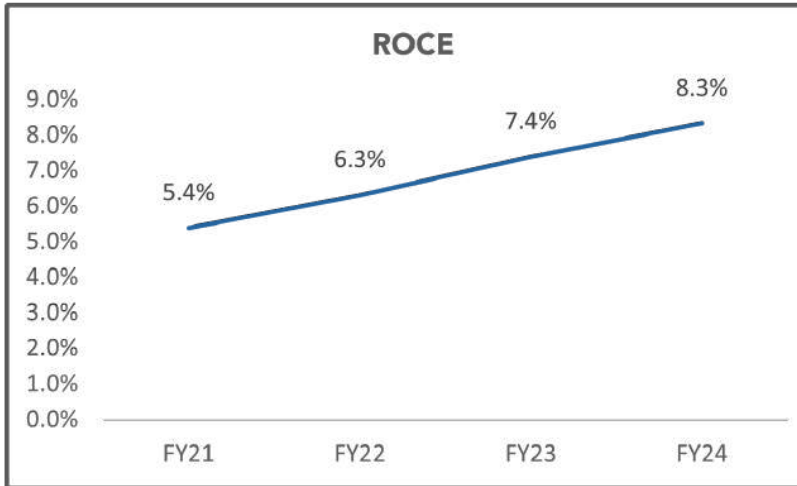
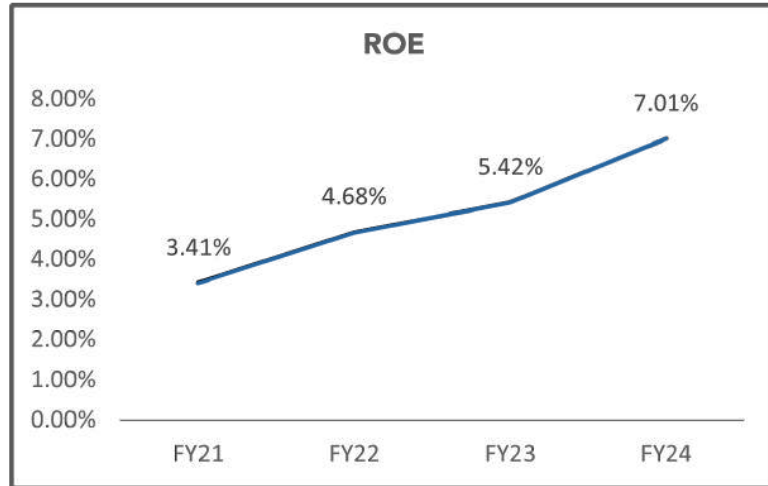
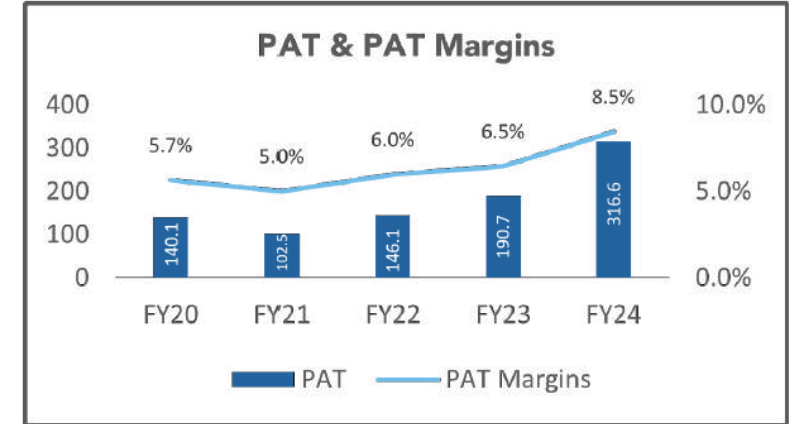
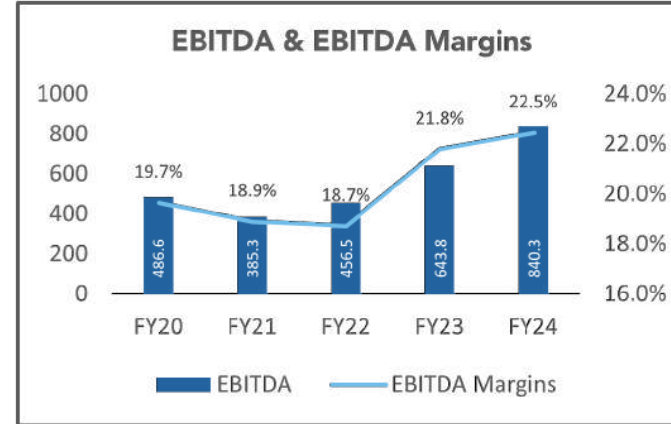
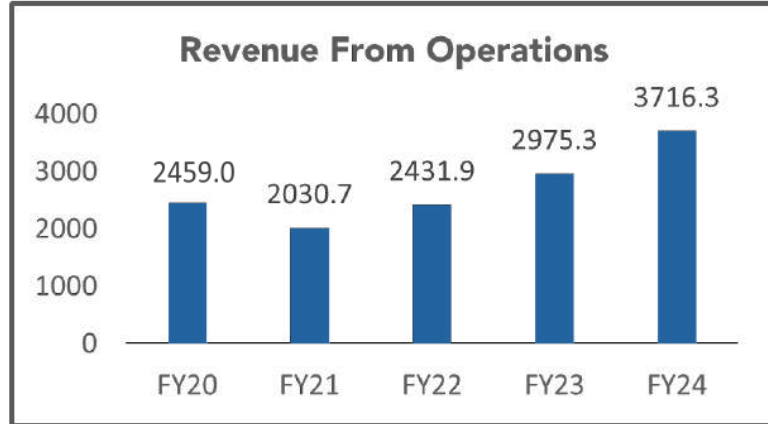
Leading listed defence ESDM entity.



FINANCIAL SNAPSHOT (HALF-YEARLY)



FINANCIAL SNAPSHOT (YEARLY)



CONSOLIDATE INCOME STATEMENT (HALF-YEARLY)

Particulars (Rs. In Mn)	Q2FY25	Q2FY24	YoY (%)	Q1FY25	H1FY25	H1FY24	YoY (%)
Revenue from operations	1,607.1	871.6	84.4%	912.0	2,519.1	1,448.5	73.9%
Other income	5.9	2.5		5.8	11.8	4.7	
Total Revenue	1,613.0	874.1		917.9	2,530.9	1,453.2	
Total Operating Expenses	1,278.1	688.0		688.3	1,966.4	1,137.4	
EBITDA (ex. OI)	329.0	186.1	76.7%	223.7	552.7	311.1	77.7%
EBITDA Margin % (ex. OI)	20.5%	21.4%		24.5%	21.9%	21.5%	
Depreciation & Amortization	37.5	27.1		34.5	72.0	53.2	
Finance Cost	72.8	71.8		76.0	148.8	147.1	
PBT	224.6	87.3		119.0	343.6	115.6	
Tax Expense	67.3	21.7		34.7	102.0	33.4	
PAT	157.3	65.6	140.0%	84.3	241.6	82.1	194.2%
PAT Margin %	9.8%	7.5%		9.2%	9.6%	5.7%	
Diluted EPS	0.5	0.2		0.3	0.8	0.3	



CONSOLIDATED BALANCE SHEET (HALF-YEARLY)

Particulars (Rs. In Mn)	As on 30th Sep 2024	As on 31st March 2024
Assets		
PP&E	1,555.3	1407.1
Goodwill on Consolidation	0.2	0.2
Other Intangible Assets	34.6	18.3
Capital Work in Progress	564.2	348.4
Rights of Use Assets	50.8	17.8
Other non-current assets	74.2	27.3
Non-Current Assets	2,279.3	1,818.9
Inventories	4,984.9	4,335.6
- Trade receivables	2,283.2	2,352.7
- Cash and cash equivalents	2.8	1.2
- Short Term Loans & Advances	75.9	86.7
Bank Balance	182.4	273.5
Other current assets	764.3	693.0
Current Assets	8,293.4	7,743.4
Total Assets	10,572.7	9,562.4

Particulars (Rs. In Mn)	As on 30th Sep 2024	As on 31st March 2024
Equity & Liabilities		
Equity Share Capital	306.5	282.4
Reserves and Surplus	5,441.3	4,902.8
Minority Interest	7.3	7.0
Shareholders Fund	5,755.1	5,192.2
Borrowings	250.7	95.6
Provisions	10.0	10.2
Lease Liabilities	34.4	10.5
Deferred Tax Liabilities	368.4	336.8
Non-Current Liabilities	663.5	453.0
Borrowings	1,852.4	1,886.4
Lease Liabilities	16.1	7.1
Other financial liabilities	196.5	145.2
Trade Payables	1,932.9	1,657.4
Other Current liabilities	62.3	133.2
Provisions	5.0	3.3
Current Tax Liabilities	88.9	84.7
Current Liabilities	4,154.2	3,917.2
Total Equity & Liabilities	10,572.7	9,562.4



CONSOLIDATED CASH FLOW STATEMENT (HALF-YEARLY)

Particulars (Rs. In Mn)	H1FY25	H1FY24
Cashflow from Operations Activities	177.6	(220.7)
Cashflow from Investing Activities	(494.2)	(260.4)
Cashflow from Financing Activities	317.5	484.2
Net Change in Cash & Cash Equivalents	2.8	5.5



HISTORICAL INCOME STATEMENT

Particulars (Rs. In Mn)	FY20	FY21	FY22	FY23	FY24
Revenue From Operations	2,459.0	2,030.7	2,431.9	2,975.3	3,716.3
Other Income	16.0	6.4	6.3	(22.0)	24.6
Total Revenue	2,475.0	2,037.1	2,438.2	2,953.3	3,740.9
Total Expense except depreciation, Amortization & Finance Cost	1,972.4	1,645.4	1,975.4	2,331.5	2,876.0
EBITDA	486.6	385.3	456.5	643.8	840.3
EBITDA Margins %	19.7%	18.9%	18.7%	21.8%	22.5%
Finance cost	151.0	160.2	170.5	223.7	303.0
Depreciation	99.0	86.9	89.8	103.7	113.0
PBT	252.6	144.6	202.5	294.4	448.9
Tax	112.5	42.1	56.4	103.7	132.3
PAT	140.1	102.5	146.1	190.7	316.6
PAT Margins %	5.7%	5.0%	6.0%	6.5%	8.5%
EPS	0.7	0.5	0.7	0.9	1.1



HISTORICAL BALANCE SHEET

Particulars (Rs. In Mn)	FY20	FY21	FY22	FY23	FY24
Equity Share Capital	207.6	207.6	207.6	207.6	282.4
Reserves	2,751.6	2,844.4	2,985.5	3,630.5	4,911.5
Borrowings	833.0	1,156.7	1,157.4	1,436.2	2,078.1
Other Liabilities	859.0	1,091.5	1,632.5	1,649.1	2,277.0
Total Liabilities	4,651.2	5,300.2	5,983.0	6,923.4	9,549.0
Net Block	503.4	488.0	855.4	1,055.9	1,436.4
Capital Work in Progress	365.2	499.4	245.3	248.9	239.8
Investments	-	13.3	13.3	13.3	13.4
Other Assets	3,782.6	4,299.5	4,869.0	5,605.3	7,859.4
Total Assets	4,651.2	5,300.2	5,983.0	6,923.4	9,549.0



HISTORICAL CASH FLOW STATEMENT

Particulars (Rs. In Mn)	FY20	FY21	FY22	FY23	FY24
Cashflow from Operations Activities	469.1	76.6	430.8	(161.5)	(803.0)
Cashflow from Investing Activities	(186.9)	(230.7)	(253.4)	(348.3)	(571.9)
Cashflow from Financing Activities	(360.3)	154.5	(177.0)	509.5	1,375.4
Net Change in Cash & Cash Equivalents	(78.1)	0.4	0.4	(0.3)	0.5



BOARD OF DIRECTORS

Mr. Aditya Kumar Hal Mr. Aditya Kumar Halwasiya is a Dynamic 3rd Generation Entrepreneur, Investor and Scion of the Pan-India Universal-Halwasiya Group. He has done his Masters in Global Finance from NY-USA. He plays an advisory role since 2019 in the family concern Columbia Petrochem Ltd also in the automobile, industrial oils and specialty chemicals business. He actively manages & oversees a sizeable portfolio of Capital Market Investments & Real Estate Investments & Projects in India.



Mr. Baddam Karunakar Reddy – Managing Director : Shri. Baddam Karunakar Reddy is the Founder & Managing Director of Apollo Micro Systems Ltd. He commenced this business in 1985. He was instrumental in developing cutting edge technologies for various defence systems. His engineering skills and miniaturization techniques are a unique in the industry and were instrumental in improving the performance of various weapon systems. With his inter disciplinary skills and self- discipline he has steered this company to be one amongst a key weapon system electronics supplier in India. He carries a vision to develop the company into a world class defence systems supplier.



Dr. Chandrasekhar Matham: Dr. M. Chandrasekhar has 21 years of Defence Industrial R&D experience and 11 years of Engineering Teaching Experience for UG & PG at Central and State Universities. He worked as a Senior Manager (R&D) in Missile Technology at Bharat Dynamics, Hyderabad, Ministry of Defence and Government of India. He has contributed significantly in developing On-Board weapon electronics for multiple platforms and integration of weapon systems has been his core expertise.



Mr. CH Venkata Siva Prasad- Whole-Time Director (Technical) : Shri CH.V. Siva Prasad is Director (Technical) of the company. He is a Post Graduate in Electronics. He handles Design & Development with 28 years of experience working on variety of technologies. He is serving AMS for past 24 years. His Design expertise, and product development capabilities are the best available in the industry. He is a core design architect for complex weapon system electronics of major Indigenous Defence programs.



Mrs. Kavya Reddy- Director:

She is a Non-Executive Director of the company. She is a qualified pilot with 15 years of experience and has extensive knowledge in the design and application of Airplane Aerodynamics, Airplane Engines, Avionics, and Radio Navigation Systems.



Mr. A Krishna Sai Kumar- Whole-Time Director (Operations) : He is Director (Operations) of the company. He is an Engineer with 22 years of experience in Sales & Marketing, administration & Finance, serving AMS for past 20 years. He has strong knowledge in financial modelling and cash flow management strategies. As a Director(Operations) he handles operations, Business Acquisition, new vertical development and investor handling.



Mrs. Karunasree Samudrala- Independent Director :

She is a Fellow Member of the ICAI & is a Commerce Graduate from Kakatiya University. She has 20+ years of experience in Accounting, Audit & Taxation.



Mr. Raghupathy Goud Theegala- Chairman and Independent Director : He holds a Bachelor's degree in commerce from Osmania University and a Bachelor's degree in law from Bangalore University. He has a vast experience in designing, product development & matters relating to financial irregularities. Prior work experience with the Andhra Pradesh Lokayukta and UPA- Lokayukta.



CAPITAL MARKET INFORMATION

Shareholder Pattern (%)

Particulars	Percentage(%)
Promoter & Promoter Group	55.12%
Public	44.88%
Grand Total	100.00%

Market indicators

Face Value	1
Market Price	94.2
52 week high/low	147.5 / 88.1
Mcap	2879.0





apollo microsystems

For further information on the Company,
Please Visit: www.apollo-micro.com

THANK YOU

Regd. Off: Plot No 128/a, Road No. 12, Bel Road Ida Mallapur,
Uppal Mandal Hyderabad Rangareddi Tg 500076

CIN: L72200TG1997PLC026556 | Email: cs@apollo-micro.com

Phone: +91-40-27167000 – 99 | Fax: 91-40-27150820

Captive IR Strategic Advisors Pvt. Ltd

Krunal Shah | Vinayak Shirodkar

Email: krunal@cap-ir.com | vinayak@cap-ir.com

Contact: +91 93724 67194