



KNR Constructions Limited.

Date: 14th August 2024

Ref: KNRCL/SD/2024/761 & 762

To, The Manager BSE Limited, P J Towers, Dalal Street, Fort, Mumbai - 400001 Scrip code: 532942	To, The Manager, National Stock Exchange of India Limited, Exchange Plaza, Bandra Kurla Complex, Bandra (E), Mumbai - 400051. Scrip Code: KNRCON
--	---

Dear Sir/Madam,

Sub: Investor Presentation

Ref: Reg 30 of SEBI (LODR) Regulations, 2015

With regard to the aforementioned subject, we herewith submit the latest Investors Presentation for Q1FY25.

This is for the information and records of the Exchange, please.

Thanking you,

Yours truly

For **KNR Constructions Limited**

Haritha Varanasi
Company Secretary

Encl as above

A collage of four images showing infrastructure projects: a long highway stretching into the distance, a multi-lane highway with a median, a complex highway interchange with multiple overpasses, and a large dam structure across a river.

**BALANCING GROWTH
AND SUSTAINABILITY**

KNR Constructions
Limited
Investor Presentation
August 2024


Disclaimer



This presentation and the accompanying slides (the “Presentation”), which have been prepared by **KNR Constructions Limited** (the “Company”), have been prepared solely for information purposes and do not constitute any offer, recommendation or invitation to purchase or subscribe for any securities, and shall not form the basis or be relied on in connection with any contract or binding commitment whatsoever. No offering of securities of the Company will be made except by means of a statutory offering document containing detailed information about the Company.

This Presentation has been prepared by the Company based on information and data which the Company considers reliable, but the Company makes no representation or warranty, express or implied, whatsoever, and no reliance shall be placed on, the truth, accuracy, completeness, fairness and reasonableness of the contents of this Presentation. This Presentation may not be all inclusive and may not contain all of the information that you may consider material. Any liability in respect of the contents of, or any omission from, this Presentation is expressly excluded.

Certain matters discussed in this Presentation may contain statements regarding the Company’s market opportunity and business prospects that are individually and collectively forward-looking statements. Such forward-looking statements are not guarantees of future performance and are subject to known and unknown risks, uncertainties and assumptions that are difficult to predict. These risks and uncertainties include, but are not limited to, the performance of the Indian economy and of the economies of various international markets, the performance of the industry in India and world-wide, competition, the company’s ability to successfully implement its strategy, the Company’s future levels of growth and expansion, technological implementation, changes and advancements, changes in revenue, income or cash flows, the Company’s market preferences and its exposure to market risks, as well as other risks. The Company’s actual results, levels of activity, performance or achievements could differ materially and adversely from results expressed in or implied by this Presentation. The Company assumes no obligation to update any forward-looking information contained in this Presentation. Any forward-looking statements and projections made by third parties included in this Presentation are not adopted by the Company and the Company is not responsible for such third party statements and projections.



Key Highlights & Result Update

Key Highlights



❑ Credit Rating Outlook

- ✓ CRISIL Ratings has re-affirmed its outlook on the long-term bank facilities at CRISIL AA/Stable.
- ✓ The short-term rating is re-affirmed at 'CRISIL A1+'.

❑ Receipt of Provisional Certificate of completion for an EPC project of Cheyyur-Vandavasi-Polur Road

- ✓ Original Completion Date - 9th August 2024
- ✓ Revised Scheduled Completion - 27th September 2024 (including EOT of 49 days)
- ✓ Date of Provisional Certificate of Completion - 7th March 2024
- ✓ The Quantum of Bonus based on Scheduled Completion Date is estimated to be Rs. 181.1 million inclusive of applicable GST

❑ Arbitration claim of Rs. 608.8 million received from Patel KNR JV in Q1 FY25

- ✓ Amount included in Revenue from Operations: Rs. 608.8 million
- ✓ Amount included in Other expenses Rs. 44.1 million
- ✓ Amount included in Current Tax: Rs. 142.1 million

❑ Dividend of Rs. 144.9 million received from Patel KNR Infrastructures Ltd., an associate company in Q1 FY25

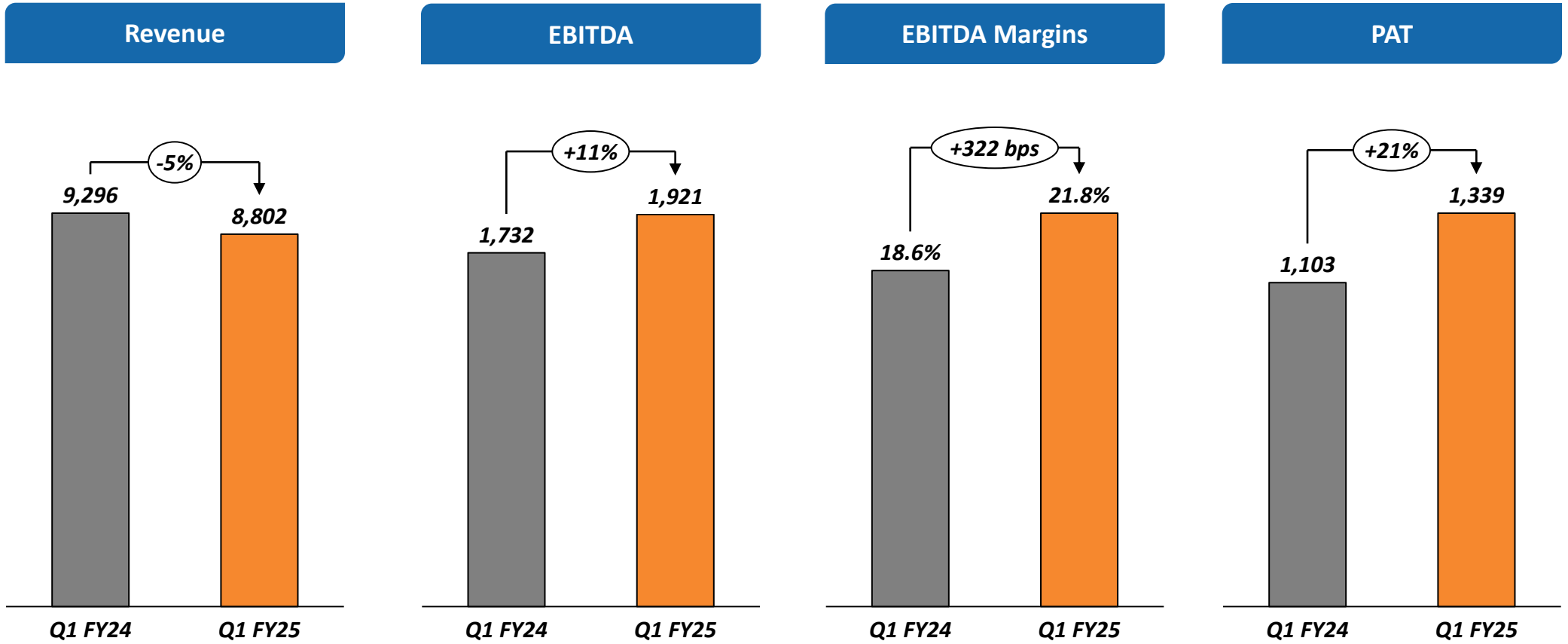
- ✓ Amount included in Other Income: Rs. 144.9 million
- ✓ Amount included in Current Tax: Rs. 36.5 million

Standalone Financial Highlights



Rs. Million

Quarter 1



Standalone Financial Results



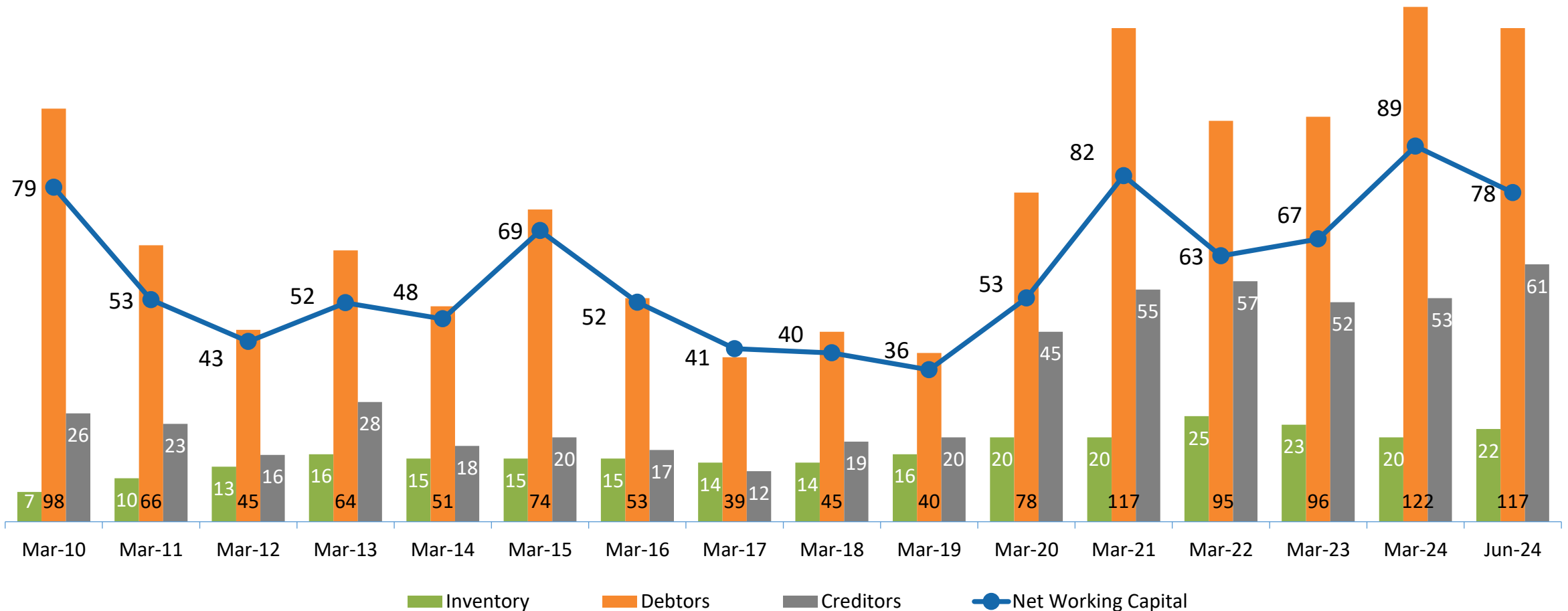
Rs. Million	Standalone				
	Q1 FY25	Q1 FY24	YoY	Q4 FY24	QoQ
Total Revenue	8,801.8	9,295.8	-5%	13,144.9	-33%
Operating Expenses	5,613.0	6,553.9		8,299.2	
Employees Expenses	419.2	392.7		432.4	
Other Expenditure	849.1	616.8		2,272.4	
EBITDA	1,920.5	1,732.4	11%	2,140.9	-10%
EBITDA margin	21.8%	18.6%	322 bps	16.3%	551 bps
Other Income	196.0	70.7		1,240.6	
Depreciation	225.2	283.4		325.6	
Interest	40.6	50.2		112.8	
Exceptional Item	0.0	0.0		0.0	
PBT	1,850.7	1,469.5	26%	2,943.1	-37%
Tax	511.7	367.0		961.4	
Current Tax	515.3	364.3		1,017.6	
Prior Period Tax	0.0	0.0		85.2	
Deferred Tax	-3.6	2.7		-141.4	
Profit After Tax	1,339.0	1,102.5	21%	1,981.7	-32%
PAT margin	15.2%	11.9%	341 bps	15.1%	14 bps
Other Comprehensive Income	1.9	1.3		42.1	
Total Comprehensive Income	1,340.9	1,103.8	21%	2,023.8	-34%

Consolidated Financial Results



Rs. Million	Consolidated				
	Q1FY25	Q1FY24	YoY	Q4FY24	QoQ
Total Revenue	9,850.0	9,810.1	0%	14,140.0	-30%
Operating Expenses	5,627.3	6,574.2		8,328.4	
Employees Expenses	420.8	394.2		434.1	
Other Expenditure	1,015.8	684.5		1,632.3	
EBITDA	2,786.1	2,157.2	29%	3,745.2	-26%
EBITDA margin	28.3%	22.0%	634 bps	26.5%	179 bps
Other Income	209.0	75.8		1,252.5	
Depreciation	300.7	364.0		405.4	
Interest	371.3	203.4		370.7	
Share of Profit / loss of associates	-116.8	53.7		131.0	
Exceptional Item	0.0	0.0		0.0	
PBT	2,206.3	1,719.3	28%	4,352.6	-49%
Tax	546.4	387.0		946.4	
Current Tax	550.0	384.3		999.6	
Prior Period Tax	0.0	0.0		88.2	
Deferred Tax	-3.6	2.7		-141.4	
Profit After Tax	1,659.9	1,332.3	25%	3,406.2	-51%
PAT margin	16.9%	13.6%	328 bps	24.1%	-723 bps
Other Comprehensive Income	1.9	1.3		42.0	
Total Comprehensive Income	1,661.8	1,333.6	25%	3,448.2	-52%

Standalone Net Working Capital Days



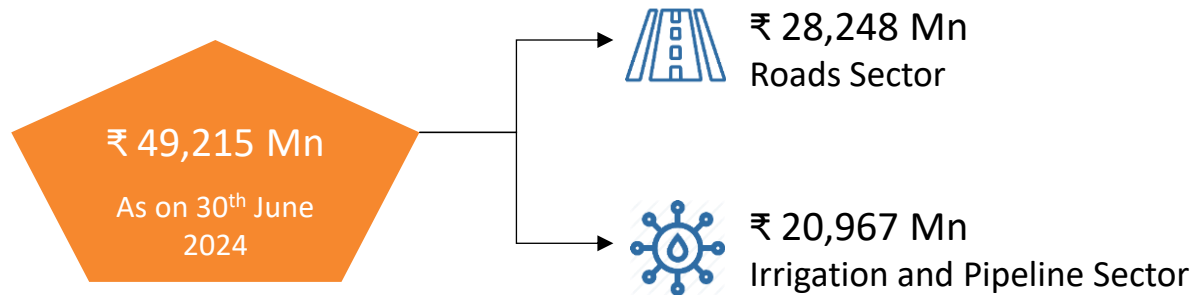


Business Update

Business Overview

- ❑ One of the leading companies providing Engineering, Procurement and Construction (EPC) services
 - Major Projects in Roads & Highways – one of the fast-growing sectors
 - Established presence in Irrigation and Urban Water Infrastructure Management
- ❑ 25+ years of experience of project execution
 - Successfully executed more than ~8,700 lane km Road Projects
 - Projects executed across 12 states in India
- ❑ Portfolio of BOT/HAM Projects
 - 668 lane Kms Projects in the state of Telangana, Karnataka & Bihar
 - 2 Annuity based Projects, 1 Toll based project and 8 HAM based projects
 - 8 HAM based projects with total Bid Project cost of Rs. 96,188 million

❑ Strong EPC Order Book



Vision

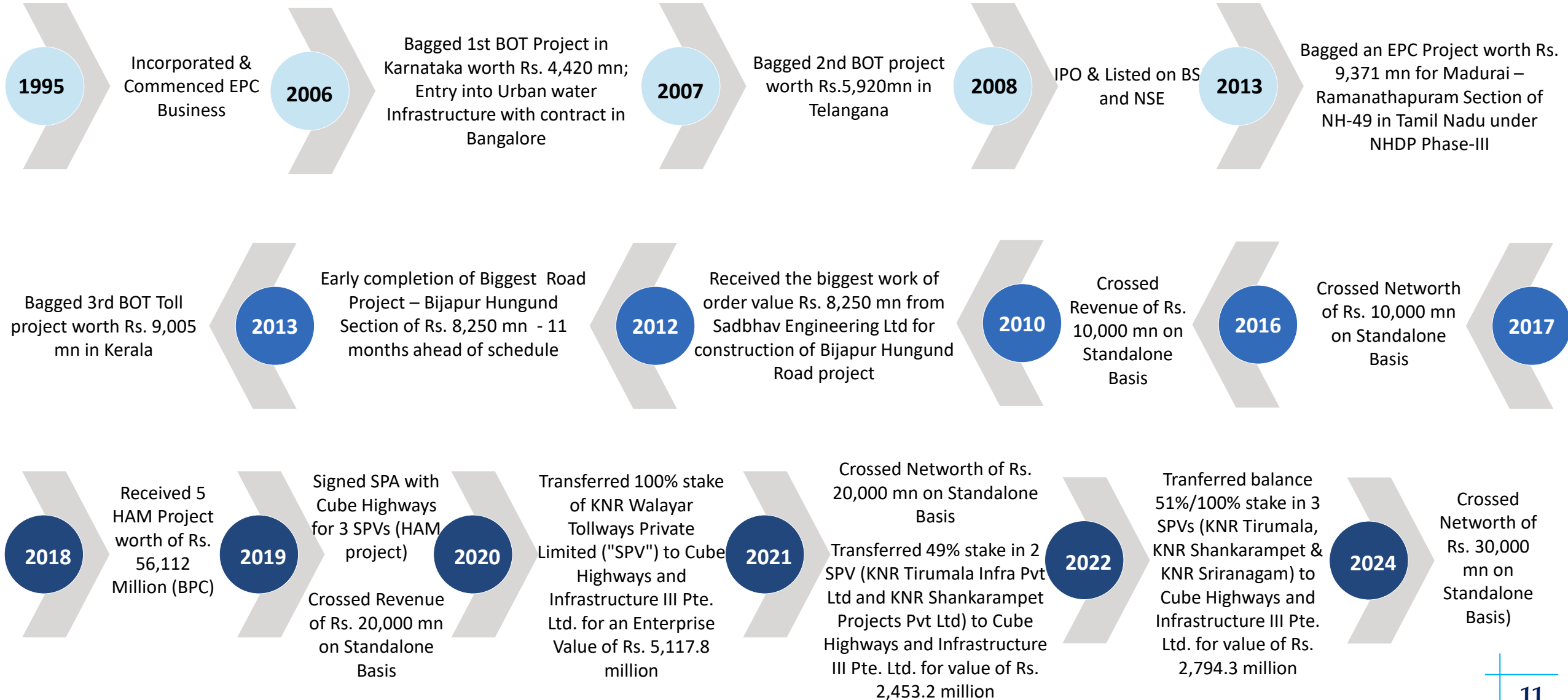
To develop KNRCL as a Centre of excellence in the field of Infrastructure services by striving continuously to provide eco-friendly solution adopting state-of-the-art practices and commitment to quality through motivated human resource



Mission

We would aim to add more business verticals to the organisation in the fields of construction of Elevated Metro Rail and Railway Projects.

Transformation





Mr. K. Narasimha Reddy –
Founder Promoter & Managing Director

- Over 50 years of experience in the Highway sector
- Started career in 1968 and engaged in the business of undertaking civil and mechanical contracts
- Extensive knowledge and experience in multi project planning Scheduling, cost controls in addition to overall construction and multi project management & driving force in taking the company towards greater heights



Mr. K. Jalandhar Reddy –
Promoter & Executive Director

- Over 25 years of experience in the Highway and infrastructure sector
- Started his career with the organisation as a project Manager and was elevated to Executive Director on April 1, 1997
- Heads the tendering and bidding activities and oversees most of the projects

Supported by Professional Team



Mr. T.L. Verma
(Sr. Vice President - Projects)

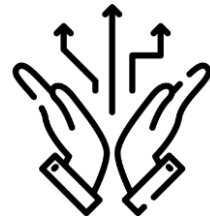

- A Bachelor of Engineering (BE) from MITS Gwalior (MP) with Over 40 years of total experience with ~20 years of experience in Highway sector
- Working with the company since 2006 on various projects i.e. Bridges and Highways, including construction of Concrete Roads

Mr. S Vaikuntanathan
(Vice President - Finance)

- A Fellow Member of the Institute of Chartered Accountants of India with over 40 years of experience in the areas of finance, accountancy and taxation
- Has the overall responsibility for the finalization of corporate accounts, taxation, finance and related jobs

Ms. V. Harita
(Company Secretary)

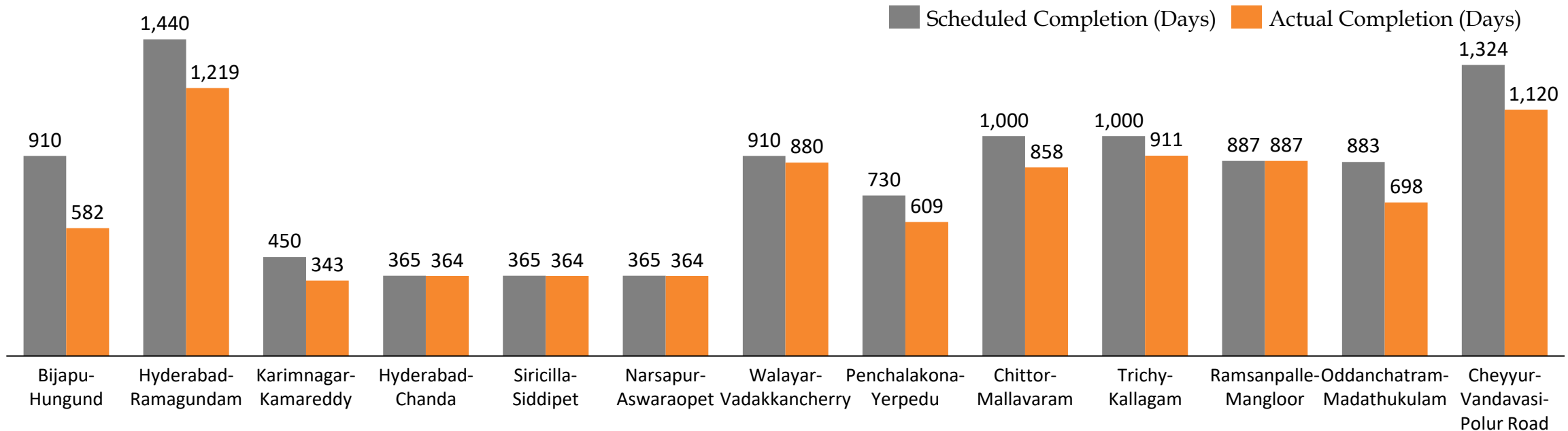
- A Member of the Institute of Company Secretaries of India
- Overall responsibility towards compliance of Rules & Regulations laid down by various authorities



Key Business Strength

1. Project Execution Capabilities

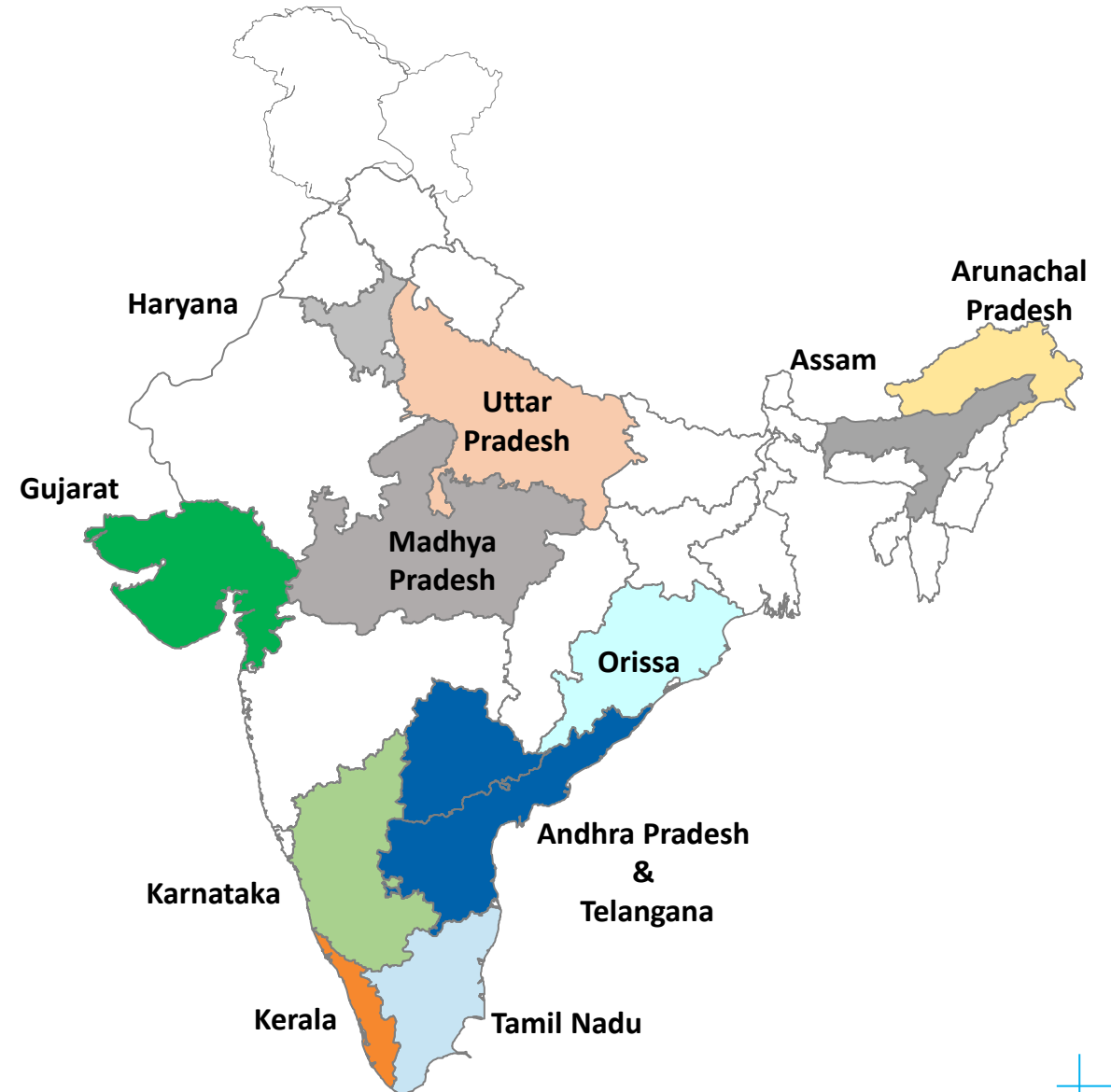
- ❑ **Top management’s active involvement at all stages of Project execution**
 - Selection of Major Raw Material
 - Selection of construction Camp location
- ❑ **Faster Decision making to ensure project completion on schedule**
- ❑ **Received Bonus for completion of construction ahead of schedule**



SIGNIFICANT EXPERIENCE AND STRONG TRACK RECORD IN TIMELY EXECUTION OF PROJECTS

Pan India Project Execution Capability*

Sr. No.	State	No. of Projects	Project Value (Rs. Mn)
1	Tamil Nadu	12	44,998
2	AP & Telangana	30	43,534
3	Karnataka	15	33,176
4	Kerala	2	17,068
5	Madhya Pradesh	4	6,619
6	Uttar Pradesh	10	4,549
7	Assam	2	4,038
8	Arunachal Pradesh	1	3,468
9	Gujarat	1	2,550
10	Orissa	1	1,866
11	Haryana	1	118
	Total	79	1,61,984



*Projects executed in last 25 years

Disclaimer: Maps not to scale. All data, information, and maps are provided "as is" without warranty or any representation of accuracy, timeliness or completeness

Project Execution Highlights



Grade Separator

- ❑ **Constructed Grade Separator in Coimbatore city with a cumulative length of flyover, 2.853 km**
 - Length of 1st level flyover is 1.752 km
 - Length of 2nd level flyover is 1.101 km as a part of multipronged approach to ease traffic congestion in main city roads
- ❑ **Scope of the Project:**
 - 92 spans with 264 piles having a length of 2,617 Rm in 32 foundation locations and 62 number of open foundations
 - 39,802 cum of various grades of concrete, 6,524 MT of steel, 368 number of POT/PTFE bearings, 1,311 Rm of expansion Joints, 2,691 sqm of Reinforced Earth Wall in the approaches

Two-Tier Flyover in Salem City

- ❑ **Total cumulative length of flyover is 7.87 km**
 - Length of 1st level flyover is 3.891 km
 - Length of 2nd level flyover is 3.980 km
- ❑ **Scope of the Project:**
 - 206 spans with 133 piles having 1,347 running meters at 18 foundation locations and 155 number of Open Foundations
 - Major quantities executed are 89,324 Cum of Concrete, 12,341 MT of HYSD Steel, 821 numbers of POT/PTFE Bearings, 2,100 running meters of Expansion Joints, 8,493 Sqm of Reinforced Earth Wall in the approaches
 - Prestressed Precast Segmental Construction was adopted for super structure

Konda Pochamma Sagar Reservoir

- ❑ **Completed Konda Pochamma Sagar Reservoir of 50 TMC capacity**
 - About 12 Million Cum of earthwork was completed in record time of 500 days in the State of Telangana
 - Almost completed two major reservoirs in the State of Telangana
 - Execution is going on for 4 X 90 MW Pump House project in the State of Telangana now

2. In-house Construction Equipment

Sr. No.	Machinery	Quantity
1	Tippers & Tankers	1273
2	Excavators	402
3	Generators	297
4	Concrete Mixers And Pumps	203
5	Compactors	137
6	Drillers & Breakers	105
7	Loaders	101
8	Cranes	100
9	Graders	71
10	Compressors	65
11	Batching Plants	54
12	Pavers	52
13	Rollers	49
14	Weigh Bridges	53

Sr. No.	Machinery	Quantity
15	Tractors	47
16	Transformers	35
17	Crushers	32
18	Trailers	35
19	Dozers	24
20	Light Soures	24
21	Wet Mix Plants	17
22	Hot Mix Plants	14
23	Deisel Bunks	12
24	Kerb Laying Machine	10
25	Sprayers	10
26	Sweeping Machines	8
27	Drum Mix Plants	7
28	Piling Machines	6
29	Sub Stations	3



Gross Block of Plant & Machinery*
₹ 14,454 Million

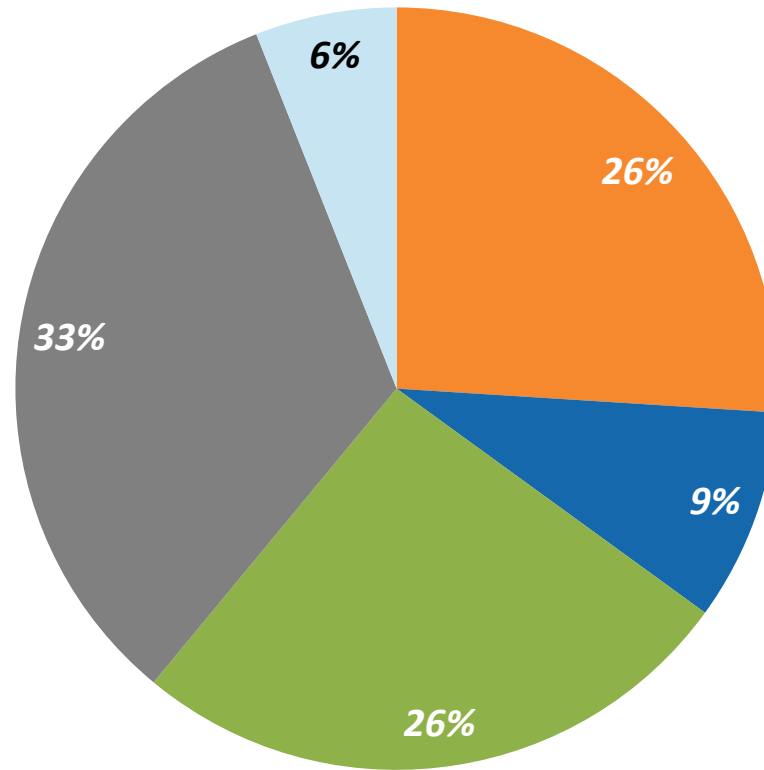


WORLD CLASS CONSTRUCTION EQUIPMENTS USE OF RIGHT TOOLS FOR RIGHT WORK

* as on June 30th 2024

3. In-house Execution Team

Total Employees*
2,456



- *Project Engineering*
- *Site Supervision*
- *Site Engineers*
- *Equipment Operators*
- *Admin & Office Staff*

IN-HOUSE TEAM OF QUALIFIED AND EXPERIENCED EMPLOYEES LED BY PROVEN MANAGEMENT TEAM

* as on June 30th 2024

4. Host of Marquee Clients



National Highways Authority of India (NHAI)



Andhra Pradesh Road Development Corporation (APRDC)



Ministry of Road Transport & Highways (MoRTH)




Hyderabad Growth Corridor Limited (HGCL)



Karnataka State Highway Improvement Project (KSHIP)



Karnataka Road Development Corporation (KRDCL)




Madhya Pradesh Road Development Corporation Limited (MPRDCL)



Bruhat Bangalore Mahanagara Palike (BBMP)



Uttar Pradesh State Highways Authority (UPSHA)



Telangana Irrigation (Government of Telangana)



A.P. Irrigation (Government of Andhra Pradesh)



GMR Projects Private Limited



Engineers India Limited (Government of India Undertaking)



NMDC Limited



Sadbhav Engineering Limited



Public Works Department (Government of Arunachal Pradesh)



Highways Department (Government of Tamil Nadu)



Oriental Structural Engineers Pvt. Ltd.



BOT Portfolio

BOT Portfolio – Annuity Projects



	Particulars	Patel KNR Infrastructures limited (PKIL)	Patel KNR Heavy Infrastructures Limited (PKHIL)
Project Details	Stake	40%	40%
	Project Type	Road-Annuity	Road-Annuity
	State	Karnataka	Telangana
	JV Partner	PEL	PEIL
	Client	NHAI	NHAI
	Length (KM)	60.0	53.0
Terms	Concession Start Date	26 th March 2007	2 nd March 2008
	Concession Period	20 Years	20 Years
	COD	21 st December 2009	11 th June 2010
Financials	Project Cost (Rs. mn)	4,420.0	5,920.0
	Equity (30.06.2024) (Rs. mn)	370.0	648.7
	Debt (30.06.2024) (Rs. mn)	1,074.2	1,759.0
	Securitized	Yes*	Yes**
	Semi-Annuity - 36 Instalments (Rs. mn)	329.4	443.7

* PKIL securitized its project loan through issuance of non-convertible debentures to LIC of India & raised Rs. 4,090 mn in April 2010. The said proceeds were used to retire the existing high cost project loan and unsecured loans of promoters and to meet the issue expenses.

**PKHIL securitized its project loan through issuance of non-convertible debentures to L&T Infrastructures Finance Company Limited and raised Rs 4000 mn in Sept. 2013. The said proceeds were used to retire the existing high cost project loans (Other than the ECB of USD 25 Millions availed from the Standard Chartered Bank , London) and unsecured loans of promoters and to meet the issue expenses.

BOT Portfolio – Toll Project



	Particulars	KNR Muzaffarpur Barauni Tollway Private Limited
Project Details	Stake	51%
	Project Type	Road-Toll
	State	Bihar
	JV Partner	JKM Infra Project Ltd
	Client	NHAI
	No of Lanes	Two
	Length(KM)	108
Terms	Concession Start Date	8th July 2012
	Concession Period	21 Years
	Scheduled COD	9th July 2014
	Actual Scheduled COD	3rd June 2016
	Revenue Sharing	Premium
Financials	Project Cost (Rs. mn)	3,596.8 / (Revised: 4,588.6)
	Equity (30.06.2024) (Rs. mn)	1,771.5
	Debt (30.06.2024) (Rs. mn)	2,164.4
	Status	100% PCOD issued on 24th August 2017
	Toll Revenue – (Rs. mn)	Q1FY25: Rs. 99.8 mn

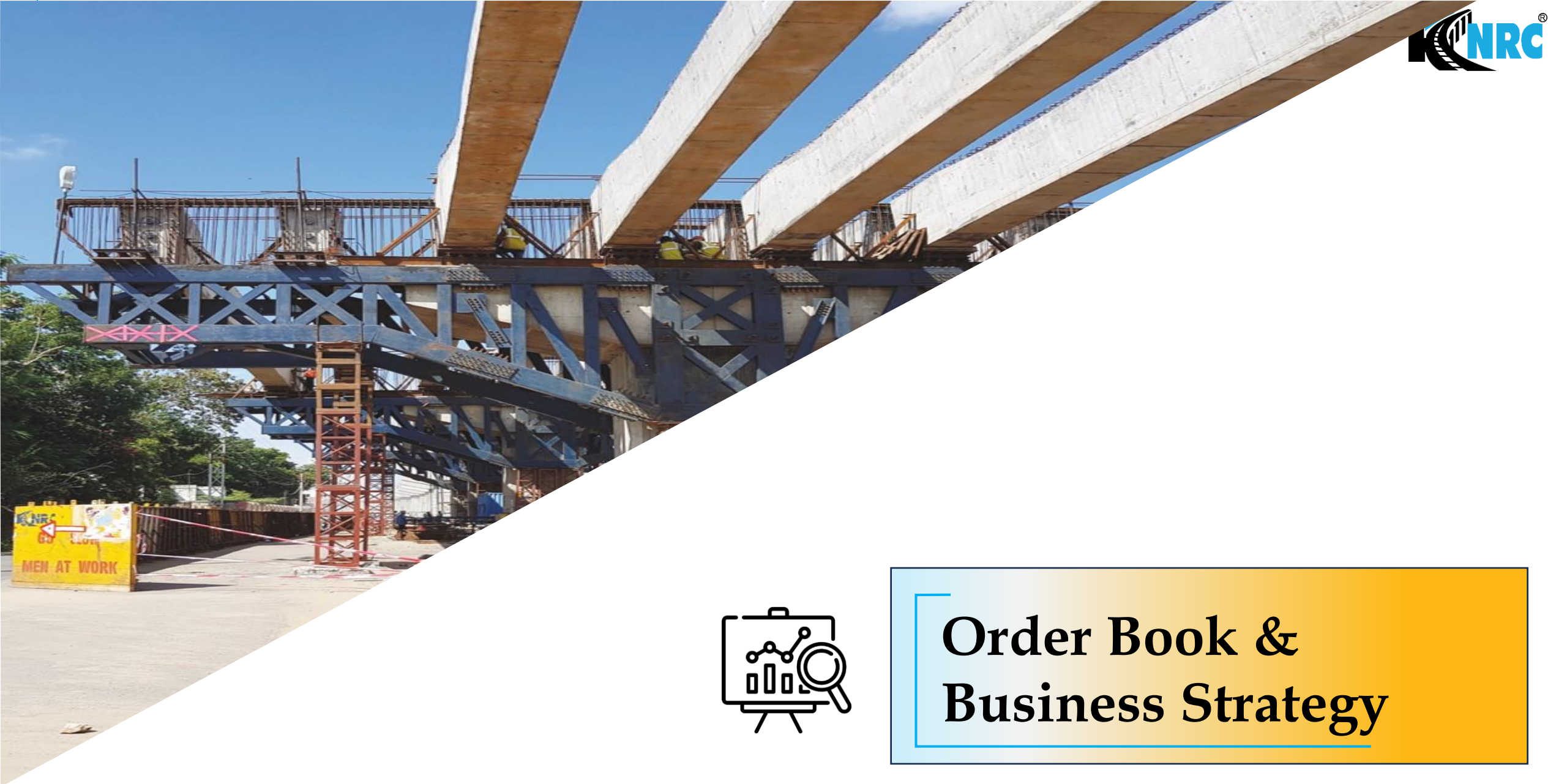
HAM Portfolio



	Particulars	Magadi - Somwarpet	Oddanchatram - Madathukulam	Ramanattukara - Valanchery	Valanchery - Kappirikkad	Chittor -Thatchur	Mysore to Kushalnagara (Pkg V)	Mysore to Kushalnagara (Pkg IV)	Marripudi to Somvarappadu
Project Detail	SPV Name	KNR Somwarpet Infra Pvt. Ltd.	KNR Palani Infra Pvt. Ltd.	KNR Ramanattukara Infra Pvt. Ltd.	KNR Guruvayur Infra Pvt. Ltd.	KNR Ramagiri Infra Pvt. Ltd.	KNR Sriranganatha Infra Pvt. Ltd.	KNR Kaveri Infra Pvt. Ltd.	KNR Ramatheertham Infra Pvt. Ltd.
	Stake	100%	100%	100%	100%	100%	100%	100%	100%
	Project Type	Hybrid Annuity	Hybrid Annuity	Hybrid Annuity	Hybrid Annuity	Hybrid Annuity	Hybrid Annuity	Hybrid Annuity	Hybrid Annuity
	State	Karnataka	Tamil Nadu	Kerala	Kerala	Andhra Pradesh	Karnataka	Karnataka	Andhra Pradesh
	Client	KSHIP	NHAI	NHAI	NHAI	NHAI	NHAI	NHAI	NHAI
	No of Lanes	Two	Four	Six	Six	Six	Four	Four	Six
	Length(KM)	166.0	45.4	39.7	37.4	34.7	83.4	26.6	29.1
Concession Period	9 Years	17 Years	17.5 Years	17.5 Years	17 Years	17 Years	17 Years	17 Years	
Financials	Bid Project Cost (Rs. mn)	11,445.0	9,200.0	23,675.0	21,400.0	10,415.0	6,903.0	6,500.0	6,650.0
	Total Project Cost (Rs. mn)	11,276.0	7,920.0	21,500.0	19,594.0	9,309.1	7,981.2	7,387.3	7,716.8
	Grant (Rs. mn)^	7,485.0	3,945.4	10,250.0	9,242.5	4,501.7	3,506.3	3,301.6	3,372.2
	Estimated Equity (Rs. mn)	1,221.0	804.6	2,250.0	2,091.5	961.5	895.0	817.2	874.6
	Estimated Debt (Rs. mn)	2,570.0	3,170.0	9,000.0	8,260.0	3,845.9	3,579.9	3,268.5	3,470.0
	Status*	AD: 5 th Oct. 2020	AD: 5 th Oct. 2020	AD: 21st Jan. 2022	AD: 21 st Jan. 2022	AD: 25 th Jan. 2023	FC: 27 th Sept. 2023	FC: 21 st Sept. 2023	AD: 10 th Feb. 2024
	PCOD / COD	27 th June 2023	2 nd Sept. 2022	-	-	-	-	-	-
Progress	% Physical Progress	83.9%	100.0%	76.9%	82.4%	62.9%	0.0%	0.0%	0.0%
	Equity Invested (Rs. mn)	1,124.1	644.0	1,398.6	1,365.5	650.7	1.0	1.0	1.0
	Grant Received (Rs. mn)	6,750.1	4,386.6	8,688.0	7,978.0	3,378.7	0.0	0.0	0.0
	Debt Already Drawn (Rs. mn)	1,200.0	2,450.0	4,500.0	4,500.0	0.0	0.0	0.0	0.0

* - AD: Appointed Date; FC: Financial Closure

^Grant includes estimated Price Index Multiple of Rs. 4,222.5 mn

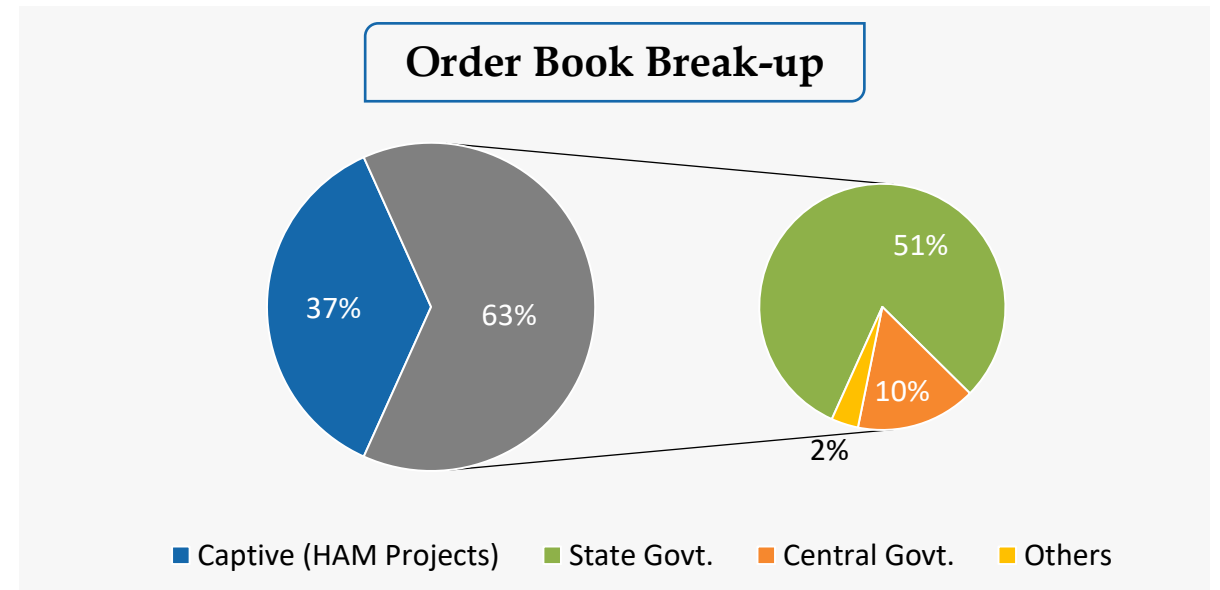


Order Book & Business Strategy

Order-book Highlights



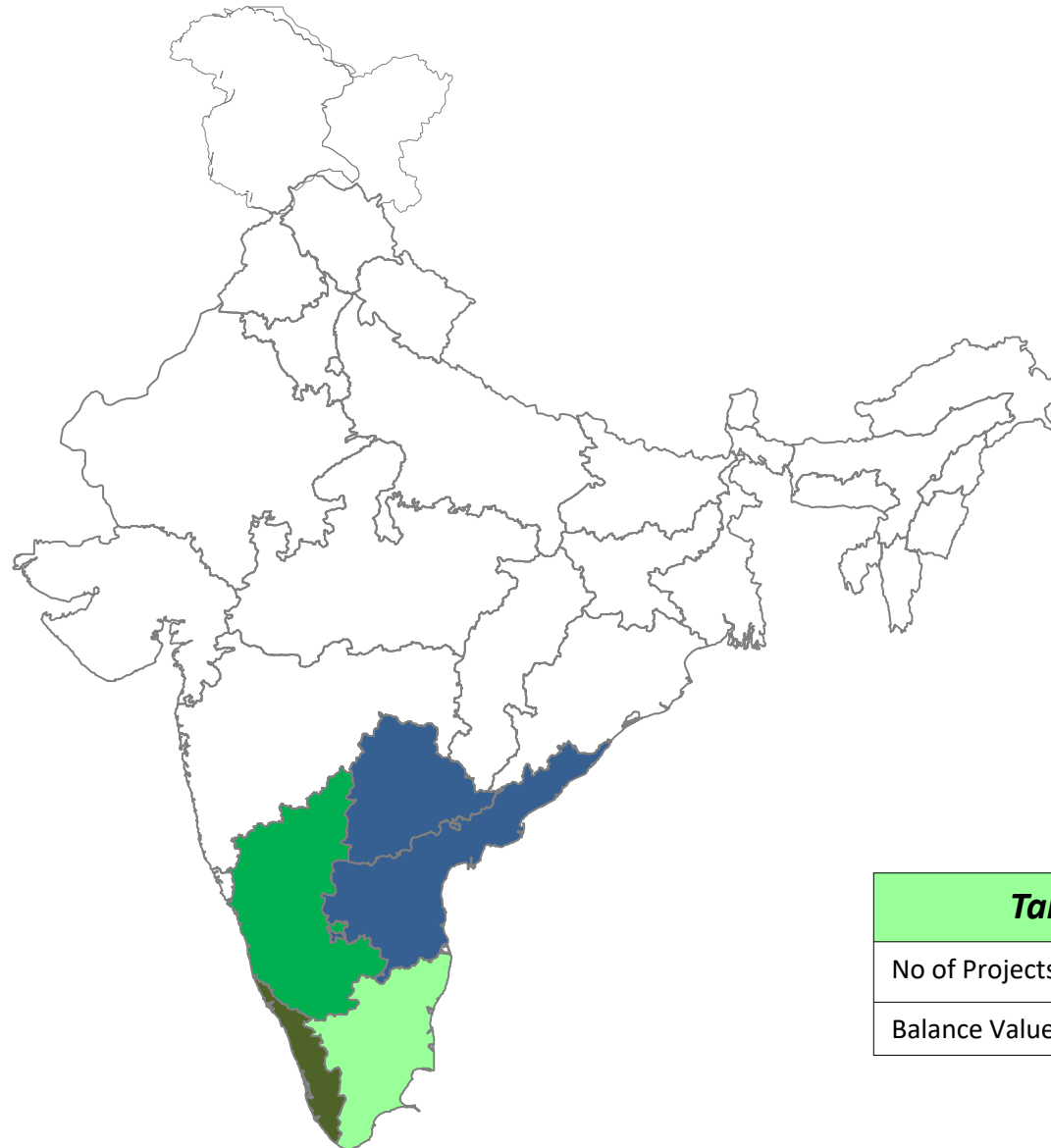
Key Projects	Rs. Mn
Marripudi to Somvarappadu Project (HAM)	5,800
Bangalore-Mangalore Project (Periya Shanthi to Bntwal) (EPC)	4,435
Ramanattukara to Valanchery bypass project (HAM)	4,252
Elevated Highway along Avinashi Road in Coimbatore City (EPC)	3,715
Development of Six lane Chittoor Thatchur Highway (HAM)	3,354
Top 5 Road Projects	21,556
Other Road Projects	6,691
Irrigation Projects	9,919
Pipeline Projects	11,049
Total Orderbook as on 30th June 2024	49,215



Order-book: State-wise

Karnataka	
No of Projects	4
Balance Value	Rs. 6,750 mn

Kerala	
No of Projects	2
Balance Value	Rs. 7,048 mn



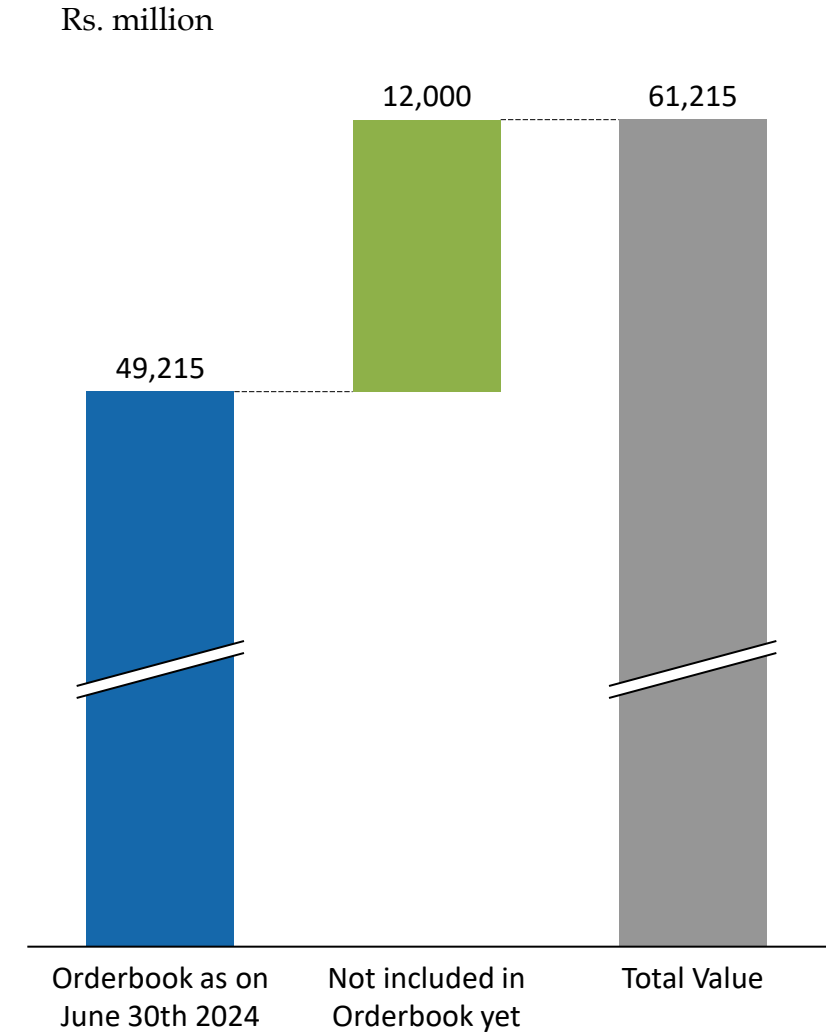
AP & Telangana	
No of Projects	14
Balance Value	Rs. 31,285 mn

Tamil Nadu	
No of Projects	4
Balance Value	Rs. 4,132 mn

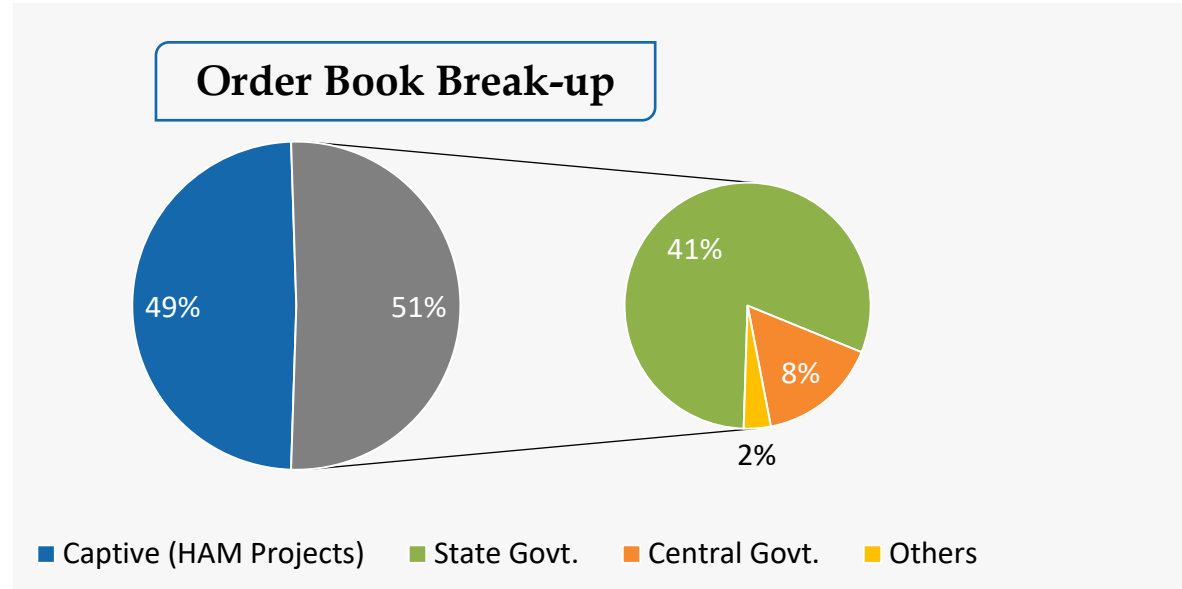
Recently Won Projects

New Projects (HAM)	Rs. Million (Excluding GST)
Construction of Access Controlled four laning with paved shoulder from Mysore to Kushalnagara Section of NH-275 on Hybrid Annuity Mode under NH(O) in the State of Karnataka (Package IV)	5,750*
Construction of Access Controlled four laning with paved shoulder from Mysore to Kushalnagara Section of NH-275 under NH(O) in the State of Karnataka (Package V)	6,250*
Total	12,000

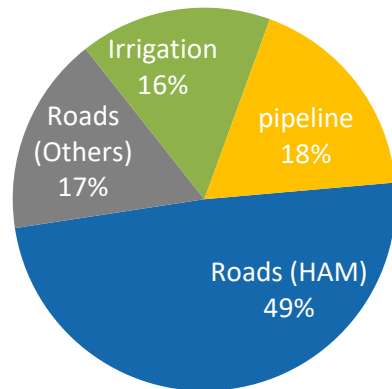
* Yet to receive Appointed Date



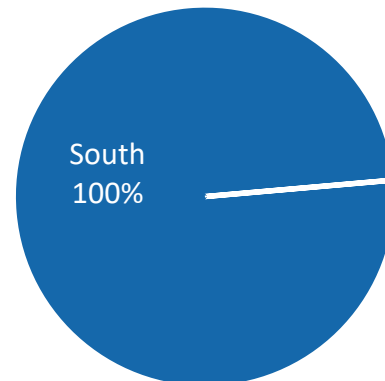
Orderbook Breakup - Rs. 61,215 Mn



Segment Wise Split



Region Wise Split



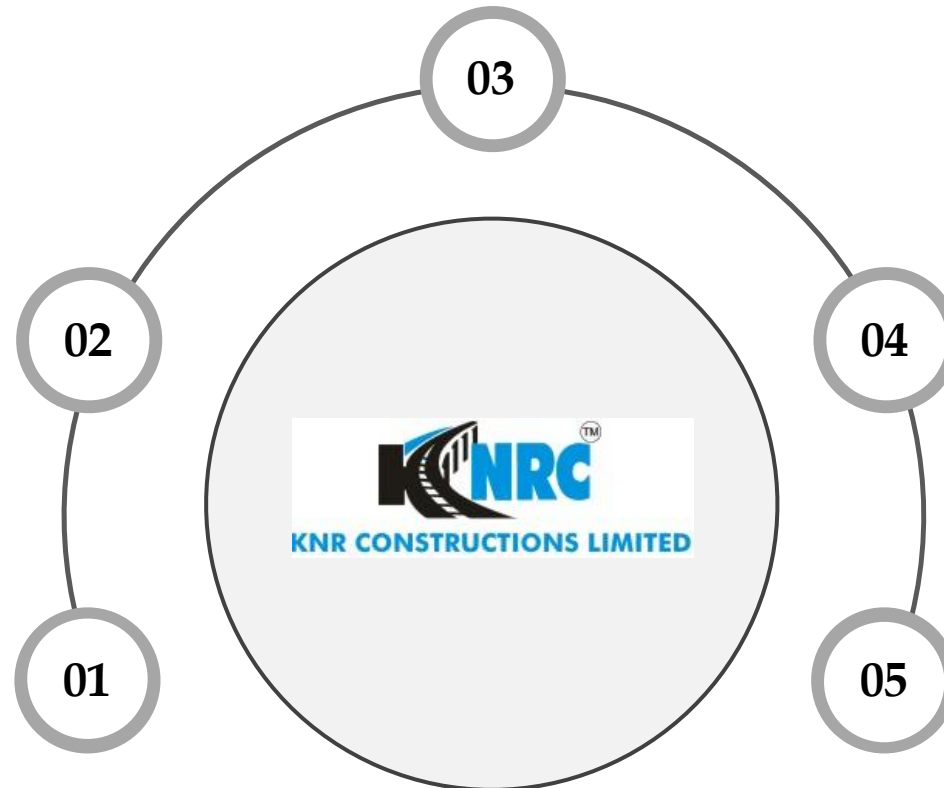
Business Strategy



Focus on Projects involving
Higher degree of engineering
skills

Focus on securing EPC
contracts from reputed
Clients and Concessionaire

Capitalise on Opportunity of
huge Infrastructure
development in Country



Continuously explores growth
opportunities by forming
strategic Joint Ventures (JVs)

Execute all the projects on
time or ahead of schedule



Financial Highlights

Standalone Financial Highlights



Financial Year	2010*	2011*	2012*	2013*	2014*	2015*	2016^	2017^	2018^	2019^	2020^	2021^	2022^	2023^	2024^
Turnover	Rs. 7,125	Rs. 7,930	Rs. 7,505	Rs. 6,921	Rs. 8,348	Rs. 8,761	Rs. 9,025	Rs. 15,411	Rs. 19,317	Rs.21,373	Rs. 22,442	Rs. 27,026	Rs. 32,726	Rs. 37,438	Rs. 40,910
	\$118.6	\$132.0	\$125.0	\$115.2	\$139.0	\$140.0	\$136.1	\$238.3	\$296.9	\$306.8	\$297.7	\$369.2	\$431.7	\$ 455.4	\$ 493.3
EBITDA	Rs. 1,121	Rs. 1,356	Rs. 1,338	Rs. 1,164	Rs. 1,258	Rs. 1,261	Rs. 1,529	Rs. 2,296	Rs. 3,839	Rs. 4,270	Rs. 4,871	Rs. 5,358	Rs. 6,777	Rs. 7,217	7,010
	\$18.7	\$22.6	\$22.3	\$19.4	\$20.9	\$20.1	\$23.1	\$35.5	\$59.3	\$61.3	\$64.6	\$73.2	\$89.4	\$ 87.8	\$ 84.5
Profit before Tax (PBT)	Rs. 826	Rs. 897	Rs. 784	Rs. 670	Rs. 669	Rs. 723	Rs. 1,291	Rs. 1,632	Rs. 2,682	Rs. 2,906	Rs. 2,937	Rs. 3,811	Rs. 5,788	Rs. 7,051	6,893
	\$13.8	\$14.9	\$13.1	\$11.2	\$11.1	\$11.6	\$19.5	\$25.2	\$41.2	\$41.7	\$39.0	\$52.1	\$76.4	\$ 85.8	\$ 83.1
Profit after Tax (PAT)	Rs. 503	Rs. 568	Rs. 528	Rs. 521	Rs. 610	Rs. 730	Rs. 1,611	Rs. 1,573	Rs. 2,721	Rs. 2,633	Rs. 2,252	Rs. 2,442	Rs. 3,818	Rs. 4,988	4,938
	\$8.4	\$9.5	\$8.8	\$8.7	\$10.2	\$11.7	\$24.3	\$24.3	\$41.8	\$37.8	\$29.9	\$33.4	\$50.4	\$ 60.7	\$ 59.5
EPS **	Rs. 1.79	Rs. 2.02	Rs. 1.88	Rs. 1.86	Rs. 2.17	Rs. 2.60	Rs. 5.73	Rs. 5.59	Rs. 9.68	Rs. 9.36	Rs. 8.01	Rs. 8.68	Rs. 13.6	Rs. 17.7	Rs. 17.6
	\$0.025	\$0.030	\$0.030	\$0.030	\$0.035	\$0.040	\$0.090	\$0.085	\$0.0150	\$0.135	\$0.109	\$0.119	\$0.179	\$ 0.216	\$ 0.214
Net Worth	Rs. 3,008	Rs. 3,520	Rs. 4,024	Rs. 4,521	Rs. 5,106	Rs. 5,837	Rs. 7,377	Rs. 8,955	Rs. 11,578	Rs. 14,143	Rs. 16,239	Rs. 18,678	Rs. 22,420	Rs. 27,343	32,257
	\$50.1	\$58.6	\$67.0	\$75.3	\$85.0	\$93.3	\$111.2	\$138.5	\$177.9	\$203.0	\$215.4	\$255.1	\$295.7	\$ 332.6	\$ 389.0
Debt	Rs. 740	Rs. 735	Rs. 555	Rs. 710	Rs. 867	Rs. 963	Rs. 1,125	Rs. 1,303	Rs. 2,204	Rs. 2,641	Rs. 2,141	Rs. 7	Rs. 0	Rs. 3	0
	\$12.3	\$12.2	\$9.2	\$11.8	\$14.4	\$16.0	\$16.9	\$20.2	\$31.6	\$37.9	\$28.4	\$0.1	\$0.0	\$ 0.0	\$ 0.0
Debt to Equity	0.25	0.21	0.14	0.16	0.17	0.17	0.15	0.14	0.19	0.19	0.13	0.00	0.00	0.00	0.00

From FY10 to FY14 1 USD = Rs. 60.059

FY15 – 1USD = Rs. 62.58; FY16-1 USD = Rs. 66.32; FY17-Rs. 64.66; FY18-Rs. 65.07, FY19-Rs. 69.66, FY20 = Rs. 75.39, FY21 = Rs. 73.21, FY22 = Rs. 75.81, FY23 = 82.22

FY24 = 82.93

* Above financials are based on I GAAP

** Adjusted for Bonus Issue

^ Based on IndAS

All figures in Rupees million except EPS & Debt to Equity

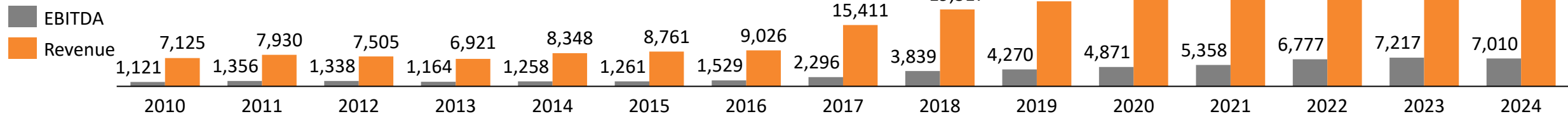
Standalone Financial Highlights



Revenue & EBITDA (Margin %)

EBITDA Margin (%)

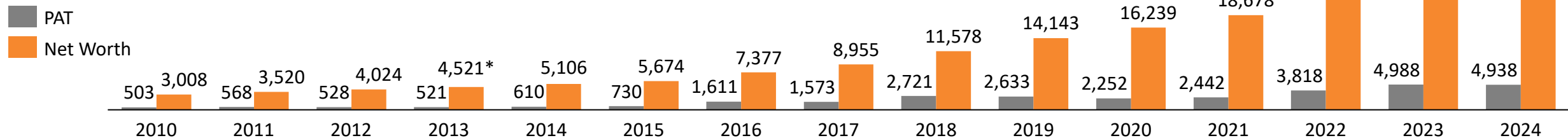
15.7% 17.1% 17.8% 16.8% 15.1% 14.4% 16.9% 14.9% 19.9% 20.0% 21.7% 19.8% 20.7% 19.3% 17.1%



Net Profit & Net Worth (RoE)

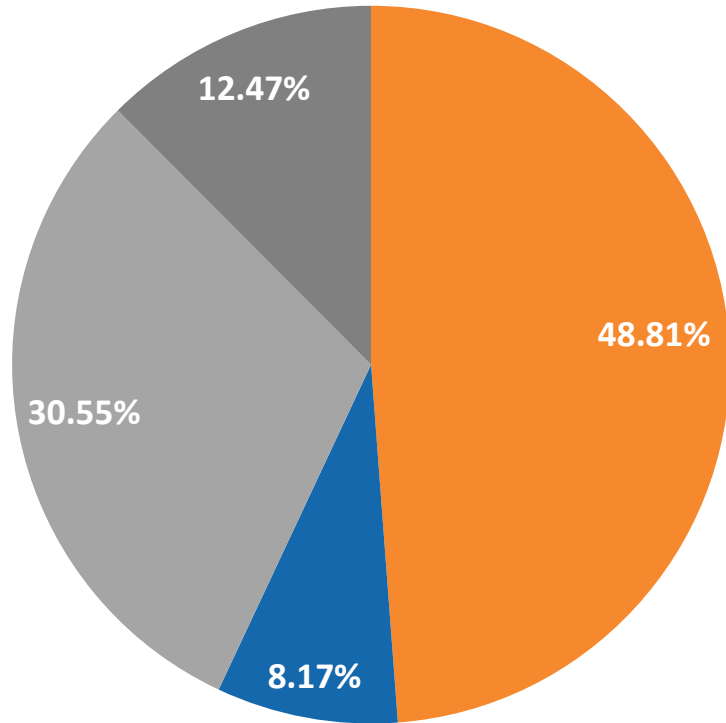
RoE (%)

16.7% 16.1% 13.1% 11.5% 11.9% 12.9% 21.8% 17.6% 23.5% 18.6% 13.9% 13.1% 17.0% 18.2% 15.3%



Rs. in Million

Shareholding Pattern as on 30th June 2024



- PROMOTERS
- FOREIGN INST. INVESTORS
- MUTUAL FUNDS & AIFs, Insurance Co.
- PUBLIC & OTHERS

Shareholders Holding more than 1% of the Equity (Other than Promoters)	% to Equity
HDFC Mutual Fund	8.53
SBI Mutual Fund	4.40
DSP Mutual Fund	3.69
Franklin Templeton Mutual Fund	1.88
Canara Robeco Mutual Fund	1.82
Kotak Mutual Fund	1.63
HSBC Mutual Fund	1.63
Axis Mutual Fund	1.38
Tata Mutual Fund	1.23
The Master Trust Bank of Japan Ltd (FPI Category I)	1.07
Nippon Life India Mutual Fund	1.03
Total	28.29

For further information, please contact



Company :	Investor Relations Advisors :
<p data-bbox="519 615 963 679">KNR Constructions Ltd. CIN: L74210TG1995PLC130199</p> <p data-bbox="519 729 919 793">Mr. K. Venkata Ram Rao (GM - Finance & Accounts)</p> <p data-bbox="519 843 843 872">venkatram@knrcl.com</p> <p data-bbox="519 922 1003 1100"><u>Office Address:</u> KNR Constructions Limited KNR House, 3rd & 4th Floors, Plot NO. 114, Phase - I, Kavuri Hills, Hyderabad - 500033</p> <p data-bbox="519 1150 754 1179">www.knrcl.com</p>	<p data-bbox="1286 636 1811 701">Strategic Growth Advisors Pvt. Ltd. CIN: U74140MH2010PTC204285</p> <p data-bbox="1286 751 1549 779">Mr. Jigar Kavaia</p> <p data-bbox="1286 829 1625 893">+91-9920602034 jigar.kavaia@sgapl.net</p> <p data-bbox="1286 1129 1505 1158">www.sgapl.net</p>