

Xpro India Limited

Birla Building (2nd Floor)
9/1 R.N. Mukherjee Road
Kolkata 700 001, India.
+91 (033) 4082 3700/2220 0600 ; xprocal@xproindia.com

xproindia

July 26, 2024

National Stock Exchange of India Ltd.
“Exchange Plaza”,
Bandra-Kurla Complex,
Bandra (E),
Mumbai 400 051

BSE Limited
Corporate Relationship Department
1st Floor, New Trading Ring
Rotunda Building, P J Towers
Dalal Street, Fort, Mumbai 400 001

Stock Symbol: XPROINDIA(EQ)

Stock Code No. 590013

Dear Sir/Madam,

Sub: Press Release

In continuation to our letter of even date, forwarding the un-audited Financial Results for the quarter ended June 30, 2024, we are now enclosing herewith a copy of Press Release issued by the Company on the said Financial Results, for your information and record.

Kindly take the same on record.

Thanking you,





Yours faithfully,
For **Xpro India Limited**

Kamal Kishor Sewoda
Company Secretary

Xpro India Limited reports Q1 FY25 Results

New Delhi, July 26, 2024 – Xpro India Limited a diversified multi-locational company with a strong brand equity and a focused connect to the polymer processing industry has announced its Unaudited Financial Results for the quarter ended on June 30, 2024.

Q1 FY25 Financial Performance Snapshot

<p>Revenue from Operations</p> <p>Rs.138.5 crores</p> <p> +7.9% (Q-o-Q)</p>	<p>EBITDA</p> <p>Rs. 15.6 crores</p> <p> -6.8% (Q-o-Q)</p>	<p>Profit Before Tax (PBT)</p> <p>Rs. 19.0 crores</p> <p> +14.9% (Q-o-Q)</p>	<p>Profit After Tax (PAT)</p> <p>Rs. 14.0 crores</p> <p> +12.7% (Q-o-Q)</p>
--	---	---	--

Q1 FY25 Key Financial Highlights- (Consolidated):

Particulars (Rs. Crs.)	Q1 FY25	Q1 FY24	Y-o-Y	Q4 FY24	Q-o-Q
Revenues	138.5	130.9	5.8%	128.4	7.9%
EBITDA	15.6	19.3	-18.8%	16.8	-6.8%
EBITDA Margins (%)	11.3%	14.7%	-343 bps	13.1%	-177 bps
Profit Before Tax	19.0	15.7	21.2%	16.5	14.9%
Profit After Tax	14.0	11.3	24.1%	12.4	12.7%
PAT Margins (%)	10.1%	8.6%	149 bps	9.7%	44 bps

Operational/Financial Highlights for Q1 FY25 Y-o-Y :

Operational:

- ✓ Resilient bottom-line signifying steady operations, sustained market opportunities for Xpro’s technically robust product offerings and the impact of strategic initiatives over past few years, underscoring effectiveness of operational strategies and competitive edge;
- ✓ Aggregate production at 8,514 MT higher by 10.7% (y-o-y); installed capacities remained unchanged;
- ✓ Dielectric films segment maintained its dynamic performance, operating at almost full capacity with sustained domestic demand for Xpro Biax Dielectric films with market share > 30%; Raw material prices volatile with decreasing trend following global uncertainties; volatility reflected in selling prices. European film prices also impacted domestic selling prices.
- ✓ Consumer durable market strong during the quarter, higher offtake by customers by 20% (y-o-y);
- ✓ Finance cost decrease by 86% (y-o-y) due to prepayments in previous quarters;
- ✓ Higher taxation – brought forward tax losses exhausted;

Growth:

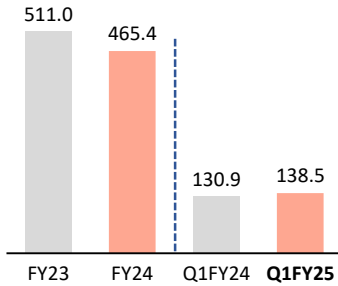
- ✓ The first phase of expansion - to double capacity at Barjora - is well underway. Significant progress has been made on implementation, and we are on track to achieve operations in FY 2024-25 as announced earlier;
- ✓ Board has approved investment of upto INR 120 crores in the Capital of Xpro Dielectric Films FZ-LLC, a wholly owned subsidiary established in Free Zone, in the Emirate of Ras Al Khaimah, UAE.

Financial:

- ✓ Revenue in Q1FY25 increased by 5.8% y-o-y to Rs. 138.5 Cr.
- ✓ EBITDA in Q1FY25 decreased by 18.8 % y-o-y to Rs. 15.6 Cr; EBITDA Margin for Q1FY25 stood at 11.3%
- ✓ Profit before tax for Q1FY25 increased by 21.2% y-o-y to Rs.19.0 Cr.
- ✓ Profit after tax for Q1FY25 Increased by 24.1% y-o-y to Rs. 14.0 Cr; Reported PAT Margin in Q1FY25 of 10.1%
- ✓ EPS (basic) for Q1FY25 at Rs. 6.34 (on recently expanded capital)

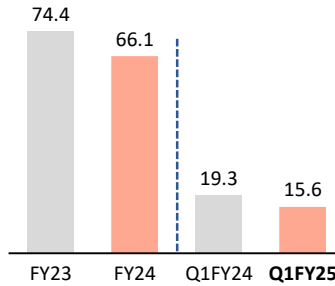
Q1 FY25 Key Financial Highlights Consolidated:

Revenue (Rs. Cr)



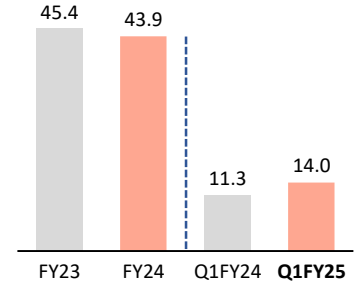
EBITDA (Rs. Cr) & Margin(%)

14.6%	14.2%	14.7%	11.3%
-------	-------	-------	-------



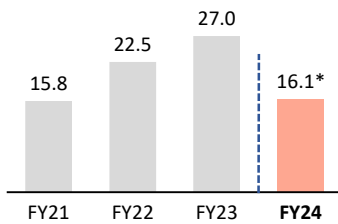
PAT (Rs. Cr) & Margin(%)

8.9%	9.4%	8.6%	10.1%
------	------	------	-------

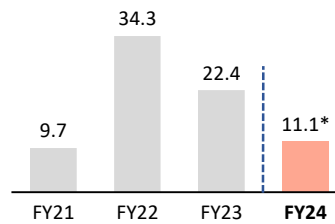


Capital Disciplined Growth

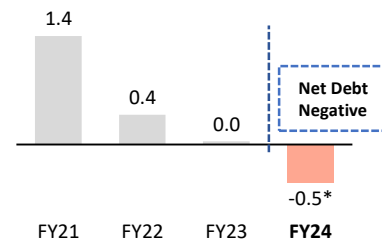
RoCE (%)



RoE (%)



Net Debt to Equity (x)



*Equity base has more than **doubled to Rs. 560.5 crores** in FY24 due to **net infusion of Rs. 326.9 crores** from **QIP & Preferential Proceeds**

About Xpro India Limited

Xpro India Limited is a diversified multi-divisional, multi-locational company with a strong commitment to polymer processing as an industry, and in strong governance practices in its management. Established as a separate entity via a corporate demerger in 1998, the units comprising Xpro India Limited have long been in existence, giving it over 37 years experience in the extrusion/coextrusion field. It thus aggregates years of experience and a robust, maturing organization driven by a deeply India-centric self-sufficiency for which it prides itself.

Xpro India Limited is a family-led and professionally managed arm of India's largest and very reputed Industrial House - the BIRLA family. It has a dedicated, and competent work-force of well-trained employees placed at various locations. Manufacturing at all units is carried out by qualified personnel under stringent guidelines and quality standards. At Xpro, continuous product development and high customer service levels are key areas, with an underlying philosophy being to provide the highest level of satisfaction to customers, and a passion to ethically excel in all areas of activity.

Company	Investor Relations: Orient Capital
Name: Kamal Kishor Sewoda	Name: Irfan Raen/ Parth Patel
Email: kamal.sewoda@xproindia.com	Email: irfan.raeen@linkintime.co.in / parth.patel@linkintime.co.in
CIN: L25209WB1997PLC085972	Tel : +91 9773778669 / +91 98197 85972
www.xproindia.com	www.orientcap.com

Safe Harbor

Any forward-looking statements about expected future events, financial and operating results of the Company are based on certain assumptions which the Company does not guarantee the fulfillment of. Past performance also should not be simply extrapolated into the future. These statements are subject to risks and uncertainties. Actual results might differ substantially or materially from those expressed or implied. Important developments that could affect the Company's operations include a downtrend in the industry, global or domestic or both, significant changes in political and economic environment in India or key markets abroad, tax laws, litigation, labour relations, exchange rate fluctuations, technological changes, investment and business income, cash flow projections, interest, and other costs. The Company does not undertake any obligation to update forward-looking statements to reflect events or circumstances after the date thereof.