

**Date: 18.12.2024**

To,  
**BSE Limited**  
Phiroze Jeejeebhoy Towers,  
Dalal Street,  
Mumbai - 400001

**Ref.: Shanti Spintex Limited, Scrip Code: 544059**

Dear Sir/Madam,

**Sub: Corporate Presentation**

Pursuant to Regulation 30 of SEBI (Listing Obligations & Disclosure Requirements) Regulations, 2015, and in continuation with the Intimation sent on 13.12.2024 for the upcoming Knowledge Session (Virtual Interaction) for Investors as organized by Go India Advisors on Wednesday, December 18, 2024, we hereby enclose the presentation titled “**Corporate Presentation-December'2024**”.

Kindly take the above on record and oblige.

Thanking you,  
Yours faithfully,  
**For Shanti Spintex Limited**

**MOHINI SINGHAL** Digitally signed by  
MOHINI SINGHAL  
Date: 2024.12.18  
15:43:00 +05'30'

**Mohini Singhal**  
**Company Secretary/Compliance officer**  
**M.No. A-47724**



# Shanti Spintex Limited

Corporate Presentation – December'2024

# Safe Harbor



This presentation has been prepared by and is the sole responsibility of SHANTI SPINTEX LIMITED. By accessing this presentation, you are agreeing to be bound by the trailing restrictions.

This presentation does not constitute or form part of any offer or invitation or inducement to sell or issue, or any solicitation of any offer or recommendation to purchase or subscribe for, any securities of the Company, nor shall it or any part of it or the fact of its distribution form the basis of, or be relied on in connection with, any contract or commitment thereof. In particular, this presentation is not intended to be a prospectus or offer document under the applicable laws of any jurisdiction, including India. No representation or warranty, express or implied, is made as to, and no reliance should be placed on, the fairness, accuracy, completeness or correctness of the information or opinions contained in this presentation. Such information and opinions are in all events not current after the date of this presentation.

Certain statements in this presentation describing the Company's objectives, projections, estimates, expectations or predictions may constitute "forward looking statements". Such statements are based on the current expectations and certain assumptions of the Company's Management, and are, therefore, subject to risks, uncertainties and other factors that may cause actual results to differ materially from those expressed or implied.

This presentation is for general information purposes only, without regard to any specific objectives, financial situations or informational needs of any particular person. The Company neither intends, nor assumes any obligation to amend, modify, revise or update this communication including the forward-looking statements, on the basis of any subsequent developments which differ from those anticipated. The Company may alter, modify or otherwise change in any manner the content of this presentation, without obligation to notify any person of such change or changes.



A vertical strip on the left side of the page with a dark blue, textured background, possibly representing fabric or a close-up of a material.

# Index

Company Overview & Strategic Vision	04
Financial Overview	22

# Redefining the Denim Landscape

## Driving Denim Fashion for Over a Decade

Founded in 2010, evolved from fabric trading to a leading manufacturer of premium-quality denim fabrics

## Versatile Denim Solutions

Comprehensive denim portfolio with six types of fabrics in diverse shades, catering to various customer requirements

## State-of-the-Art Denim Production Facility

Leveraging Tsudakoma Air Jet technology to produce superior-quality denim with unmatched efficiency and precision.

## Focused on Growth and Value Creation

**65%**

Revenue CAGR  
(FY21-24)

**0.1x**

Net Debt/Equity  
(Sep'24)

**18%**

ROE  
(FY24)

**18%**

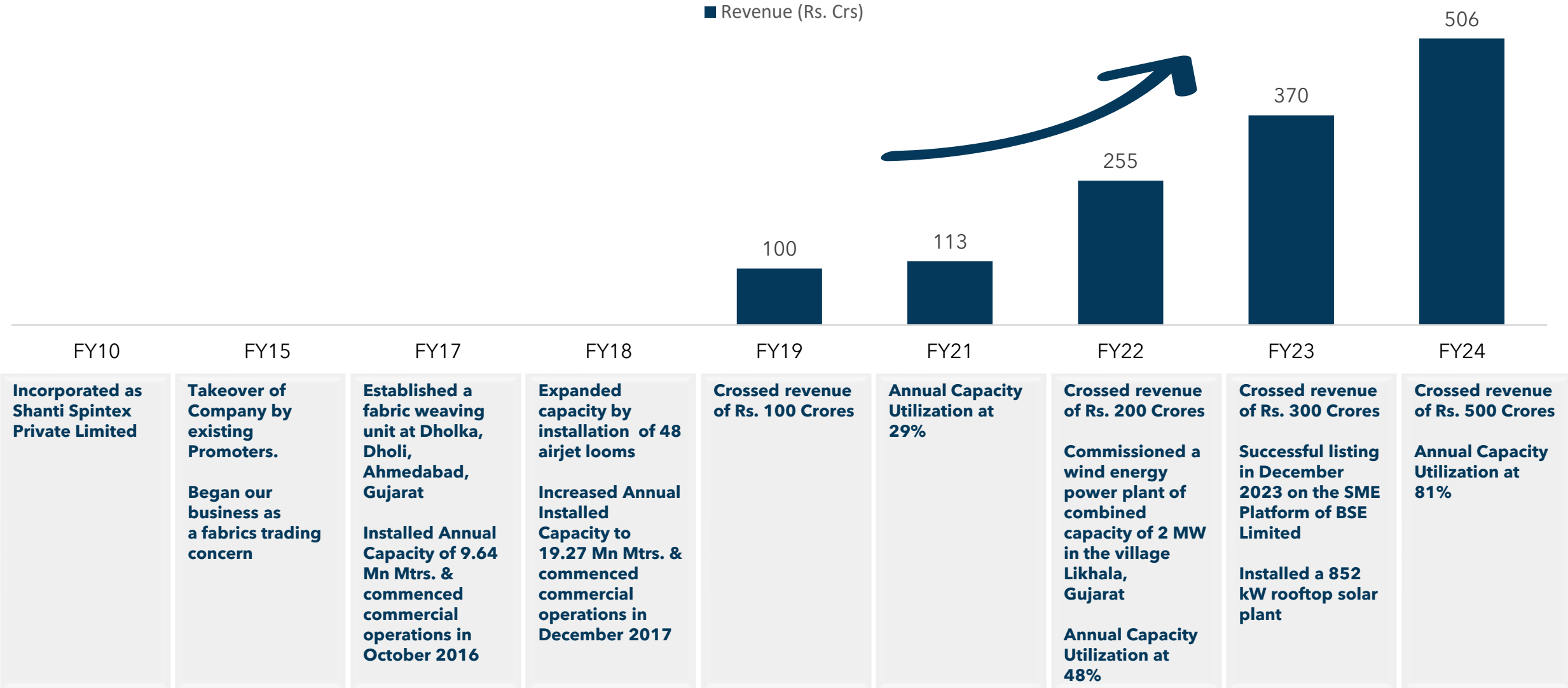
RoCE  
(FY24)



# Denim Legacy: Timeless Trend



■ Revenue (Rs. Crs)



FY10

FY15

FY17

FY18

FY19

FY21

FY22

FY23

FY24

**Incorporated as Shanti Spintex Private Limited**

**Takeover of Company by existing Promoters.**  
  
**Began our business as a fabrics trading concern**

**Established a fabric weaving unit at Dholka, Dholi, Ahmedabad, Gujarat**  
  
**Installed Annual Capacity of 9.64 Mn Mtrs. & commenced commercial operations in October 2016**

**Expanded capacity by installation of 48 airjet looms**  
  
**Increased Annual Installed Capacity to 19.27 Mn Mtrs. & commenced commercial operations in December 2017**

**Crossed revenue of Rs. 100 Crores**

**Annual Capacity Utilization at 29%**

**Crossed revenue of Rs. 200 Crores**

**Commissioned a wind energy power plant of combined capacity of 2 MW in the village Likhala, Gujarat**

**Annual Capacity Utilization at 48%**

**Crossed revenue of Rs. 300 Crores**

**Successful listing in December 2023 on the SME Platform of BSE Limited**

**Installed a 852 kW rooftop solar plant**

**Crossed revenue of Rs. 500 Crores**

**Annual Capacity Utilization at 81%**

# Driving The Denim Fashion

**+150**

Product SKU

**19.2 Mn**

Mtrs Installed Capacity

**5.7 Mn**

Units Supplied Annually

**46,757**

Sq. Mtrs. Mfg. Area

**+80**

Employees

**96**

Airjet Looms





# Our Core Competencies

Capability to manufacture diverse range of denim fabrics through in-house weaving unit

Stringent quality control mechanism ensuring standardized product quality

Manufacturers of premium denim fabrics offering a diverse range of 6 fabric types in 6 unique shades

Diverse Revenue Streams

Established and Sticky Customer Base in Gujrat

Expanding green energy assets for a cleaner, more efficient future

Synergy of young and experienced management team with a committed employee base



# In-House Weaving our Core Expertise



## Textile Division Overview >



# Advanced Manufacturing Capabilities

## Distinctive Weave Patterns:

Grey fabrics crafted in twill, knit dobby, structure dobby, broken twill, and satin weaves

## Rich Colour Palette:

Shades include indigo blue, IBST, sulphur black, sulphur grey, halogen blue, and ecru

## Uncompromising Quality Checks:

Comprehensive in-house testing for colour fastness, residual shrinkage, stretchability, and skew



Survey No. 297, Village Dholi, Taluka Dholka, District Ahmedabad, Gujarat.

## Capabilities

96 airjet loom machines

Centrifugal air Compressor

Air Compressors

Knotting machine

Inspection & mending machines

Hydro Extractor


Tumble dryers

Lab washer

Lab fastener

# Diverse Product Portfolio

## Denim Fabric Portfolio




### Power Stretch Spandex Denim

- Used in women's clothing
- Spandex provides stretch & comfort
- 8.50 to 10.50 ounce product weight
- 60" to 66" Width
- 45% to 65% Stretchability



### Light Weight Denim

- Used for making shirts, Kurtis's, school uniforms, skirts
- 4.50 to 5.50 ounce Fabric weight
- Made in 2/1 twill weave or silky weave
- 65" to 78" Width




### Knit Denim

- Comfortable, stylish fabric with color weft yarns, checks, and bright patterns for kids and youth.
- 11 to 12.50 ounce product weight
- 68" to 78" Width
- 20% to 30% Stretchability



### Denim Rigid Denim

- Non stretchable
- Used in work wear, jackets, jeans for men & bell bottom for women
- 12 to 14.50 ounce Weight



### Flat Finish 3/1 Denim

- Soft, comfortable fabric
- 3/1 twill weave
- 10 to 12.50 ounce weight
- 64" to 72" width.

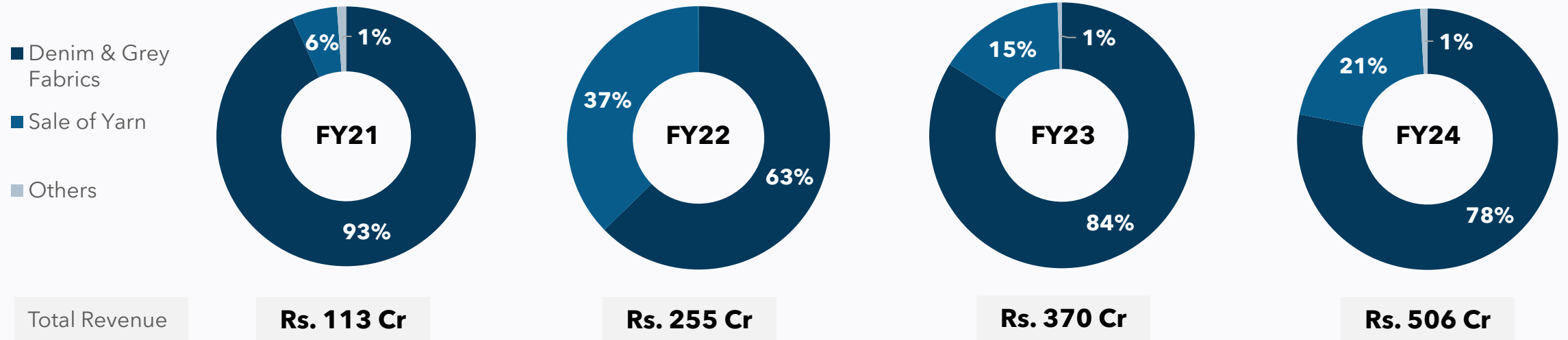


### Over Dyed Denim

- Dyed with different dark colour like Black, Brown, Olive Green, Blue
- 11 to 13 ounce weight
- Different wash given to denim fabric
- 68" to 75 " width

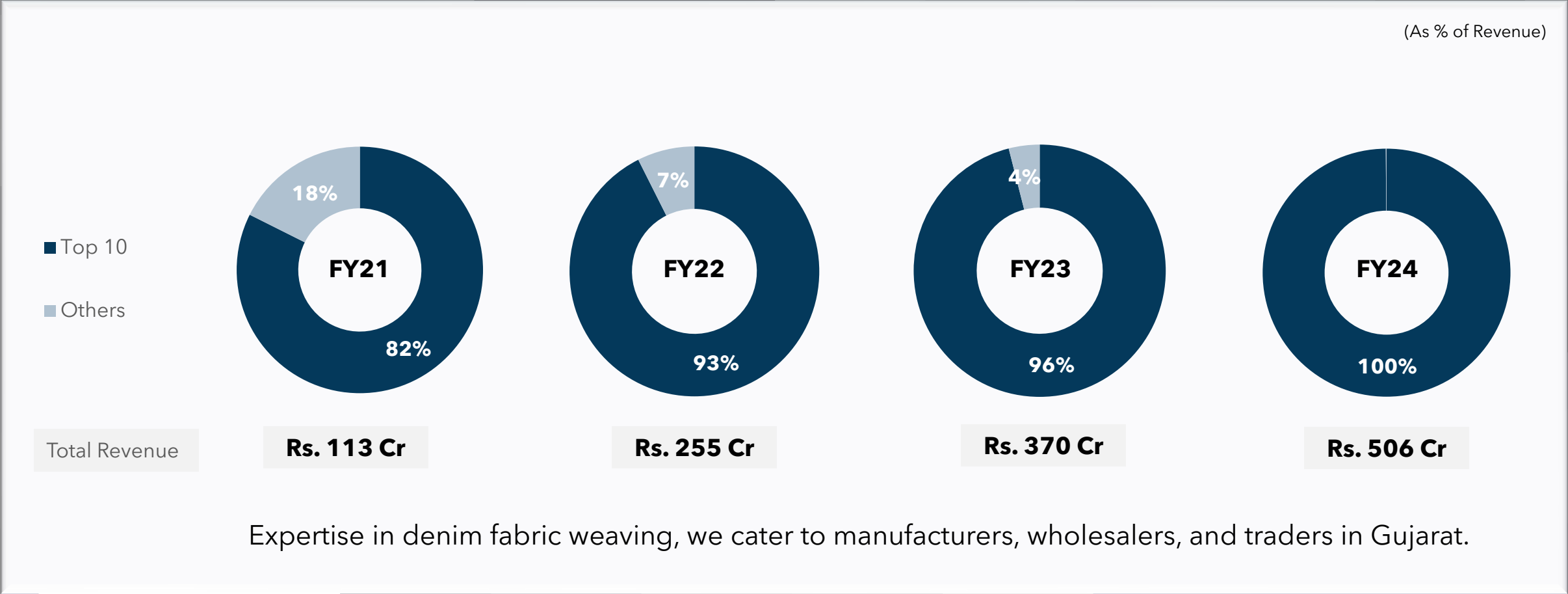
# Multiple Revenue Streams

(As % of Revenue)



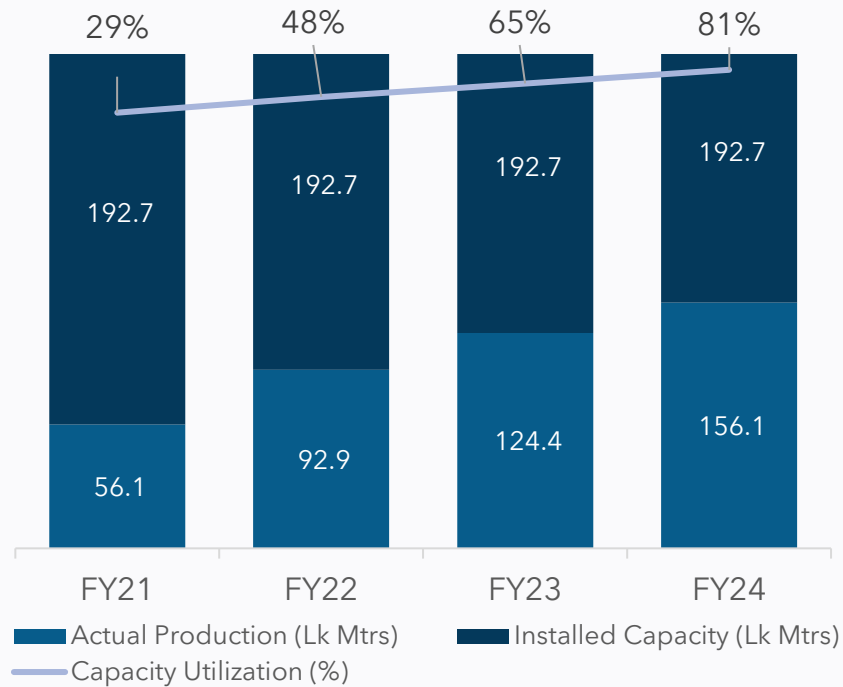


# Sticky Customer Base



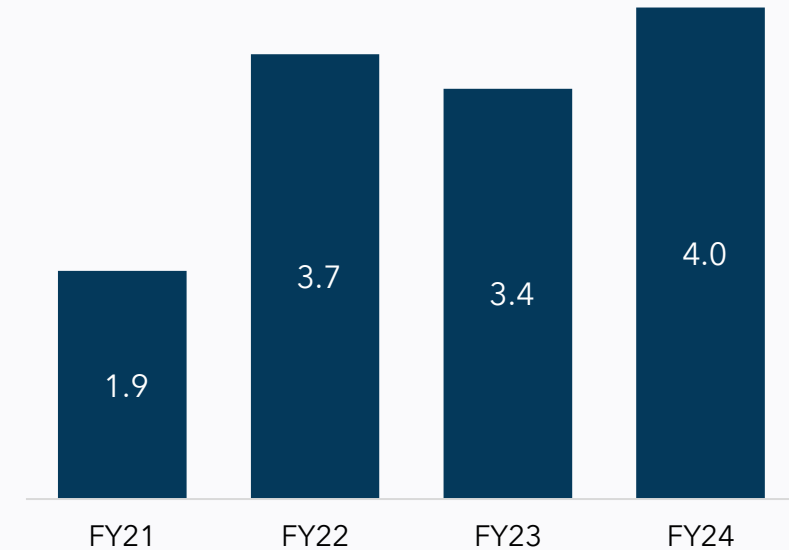
# Enhancing Operational Efficiency

## Capacity & Capacity Util.



## Fixed Asset Turnover Ratio

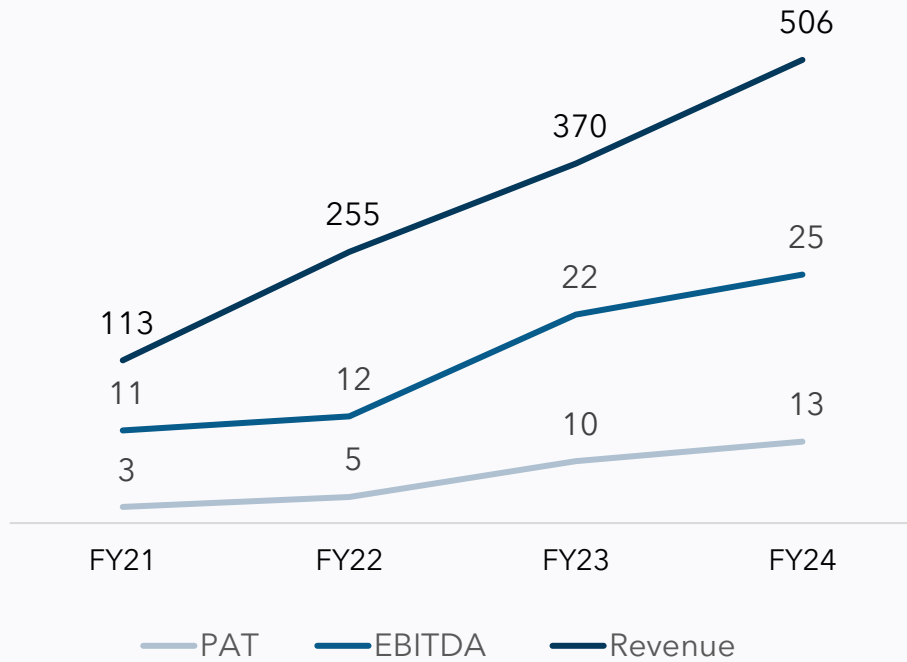
(In Times)



# Leading To Robust Performance

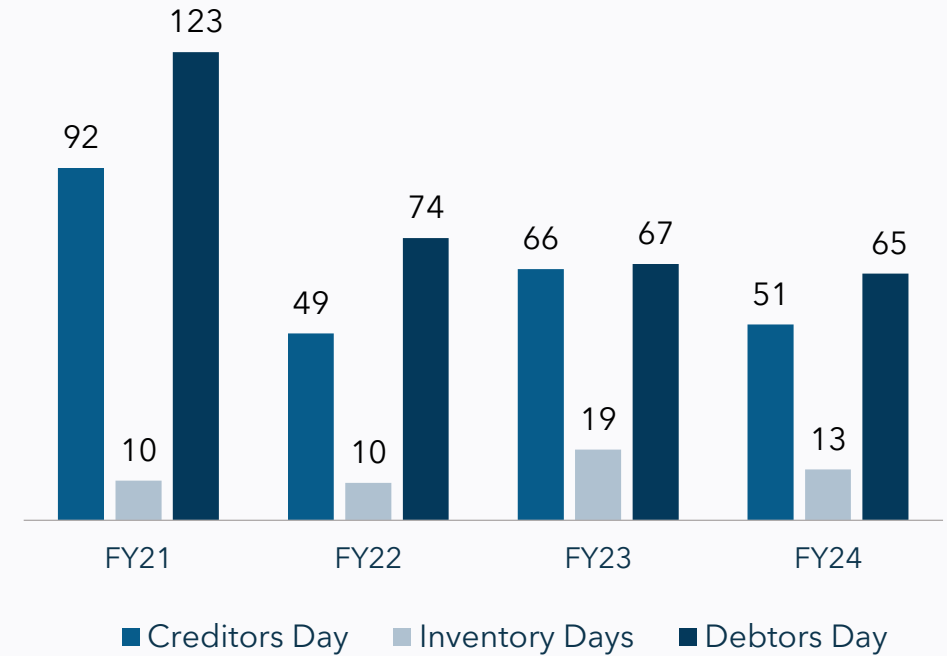
## Financial Performance

(Amount in Rs. Cr)

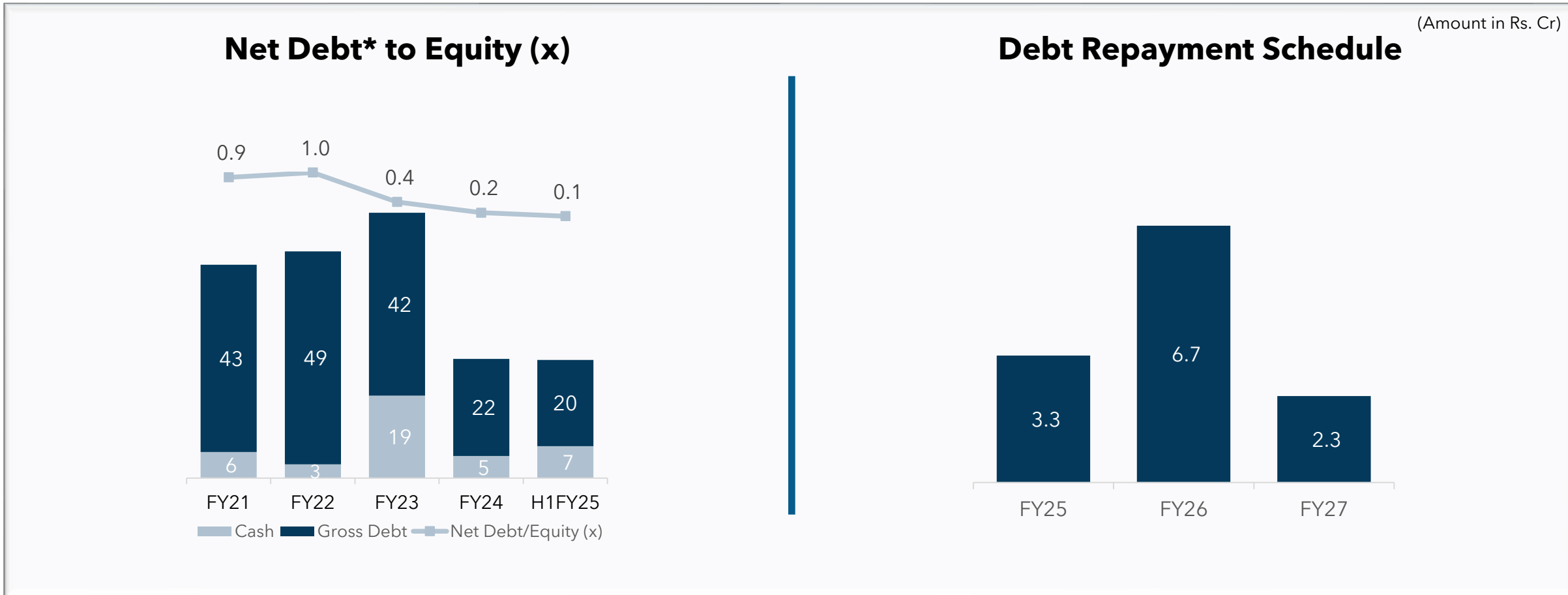


## Working Capital Cycle

(In days)



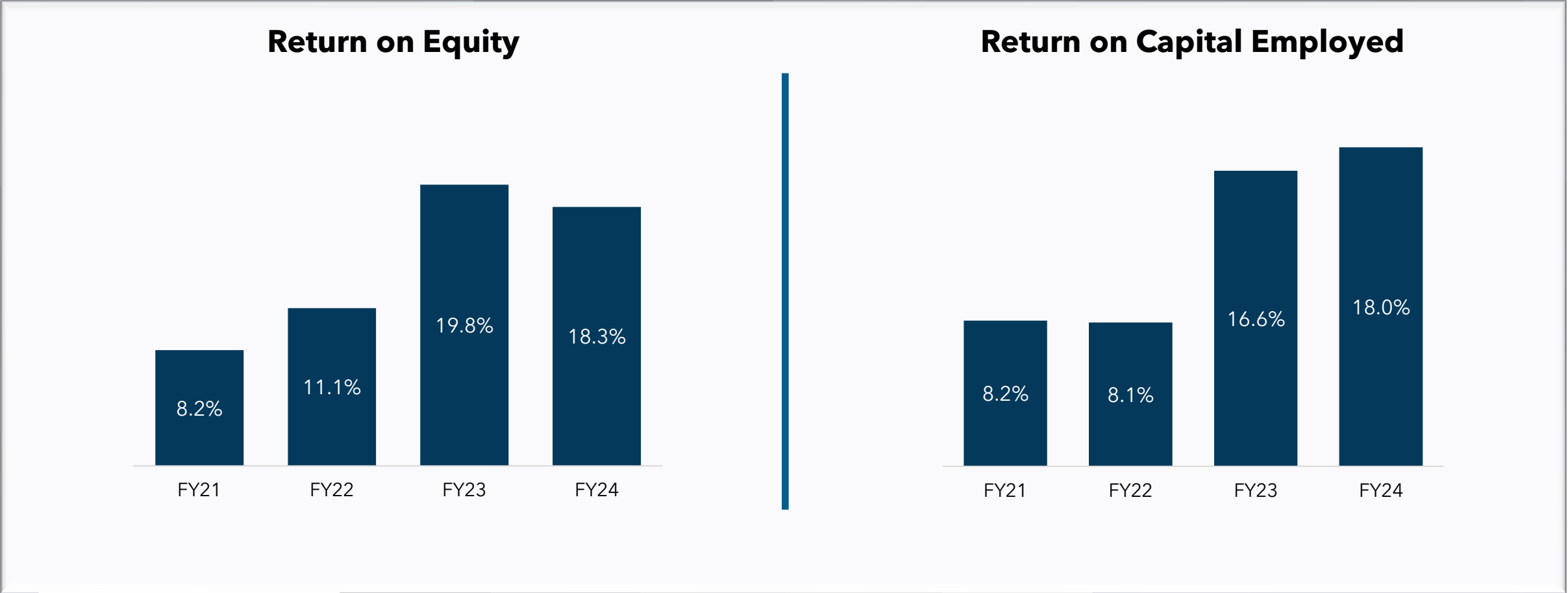
# Strengthening Balance Sheet



Note: \*Cash consists of cash, bank and current investments



# Achieving Healthy Return Ratios



# Sustainability Through Green Initiatives



## 2022

Commissioned a wind energy power plant of 2 MW capacity in Amreli, Gujarat

## 2023

Installed 852 kw rooftop solar plant at the existing manufacturing unit

## 50%+

Of Power needs met by renewable energy



# Experienced Leadership Team



**Mr. Bharatbhusan Agarwal**  
(Chairman, Whole-Time Director, and CFO)

With over 43 years in the textile industry, he has been on the Board since 2014. A visionary entrepreneur, he oversees administration and finance, playing a crucial role in expanding the company's operations and driving continuous growth.



**Mr. Rikin Agarwal**  
(Managing Director)

With 9 years of experience in the textile industry, he has been a Board member since 2014. He currently oversees production and marketing, playing a key role in driving the company's success.



**Mr. Bhavik Talati**  
(Non-Executive Director)

With 24 years of experience in the textile industry, he holds a Diploma in Textile Manufacturing Technology from R.C. Technical Institute, Ahmedabad.



**Ms. Kruti Vyas**  
(Independent Director)

With around 7 years of experience in the secretarial field, she is a qualified member of the Institute of Company Secretaries of India and currently serves as Company Secretary at Jhingo Capital Management Private Limited.



**Mrs. Monika Gupta**  
(Independent Director)

A seasoned corporate compliance and governance expert, she holds advanced degrees and qualifications, including CS, RV, AIII, ID, and SIA. With extensive legal and financial experience, she drives strategic initiatives and ensures regulatory adherence across industries.

# Key Strategic Priorities

Strengthening Balance Sheet - Focus on Debt Reduction

Focus on Green Assets - Driving Sustainability

Expanding Premium Fabric Offerings - Building Customer Loyalty

Growing Client Base - De-risking Business

Backward & Forward Integration - Develop In-House Expertise



## **INTEGRITY**

We uphold the highest standards of integrity in all our actions.

## **INNOVATION**

We embrace change and continuously seek innovative solutions.

## **COLLABORATION**

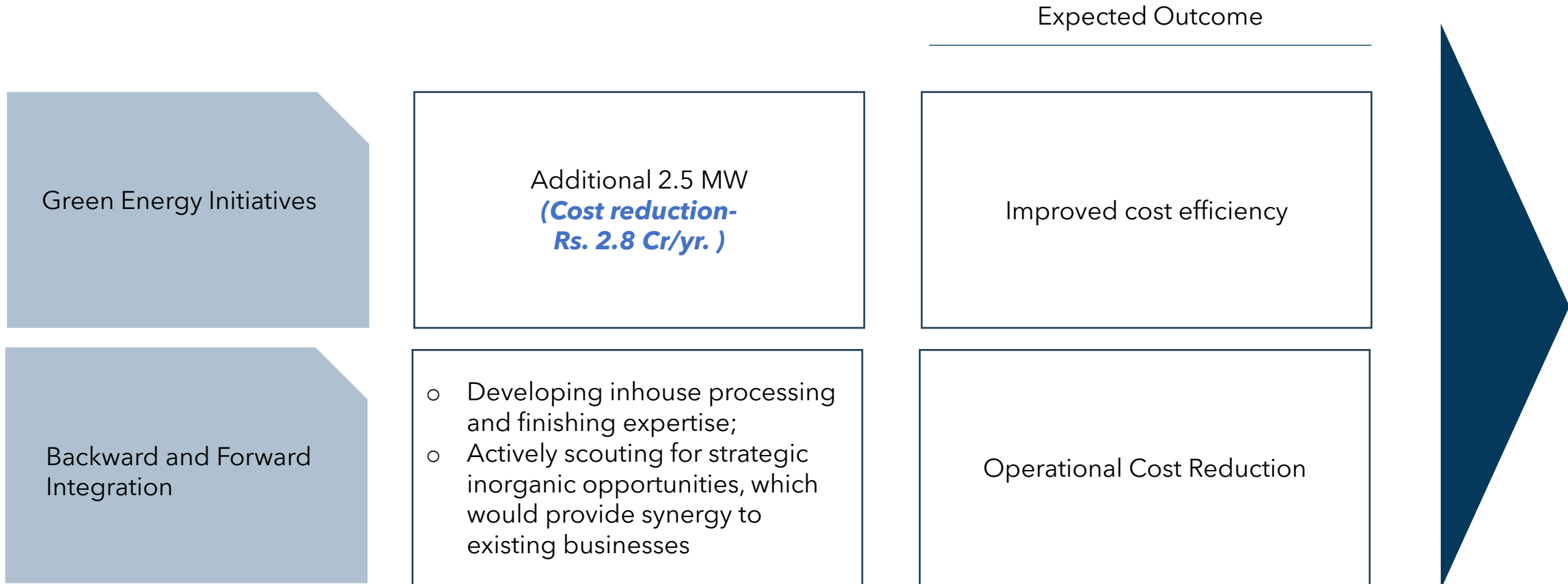
We believe in the power of collaboration to achieve success.

## **SUSTAINABILITY**

We are committed to sustainable practices that benefit society.



# Committed to Exploring Avenues for Future Growth



# Industry Overview

## India's Textile Sector

- India is the **6th largest exporter** of textiles and apparel globally.
- Indian textile industry produces about **22,000 Mn** pieces of garment per year.
- The sector provides over **45 Mn direct jobs** and supports 100 Mn livelihoods.
- India is the largest global producer of cotton, accounting for 23% of total production.



## Government Initiatives

- **PM-MITRA Parks:** Establishing 7 mega textile parks to create integrated industrial infrastructure with plug-and-play facilities.
- **Production-Linked Incentive (PLI) Scheme:** Rs. 10,683 Cr PLI Scheme for Textiles aims to boost the production of MMF Apparel, MMF Fabrics, and Technical Textiles over five years
- **Modernization Support:** The Amended Technology Upgradation Fund Scheme (ATUFS) promotes credit-linked capital investment to upgrade technology in the textile sector
- **Samarth Scheme:** A demand-driven, placement-oriented skilling program for the textile value chain, excluding organized spinning and weaving.



## Growth Drivers

- The textile sector aligns with initiatives like Make in India, Skill India, Women Empowerment, and Rural Youth Employment..
- Indian textiles and apparel market is projected to grow at a **10% CAGR to reach US\$ 350 Bn by 2030**



# COMPANY PERFORMANCE



# Key Highlights: H1FY25



Revenue increased by 119% YoY to Rs. 355 Cr, driven by a favorable product mix and volume growth.



Capacity utilization remained high at 89% of the total installed capacity of 19.2 Mn meters.



Sustainability initiatives contributing to cost efficiency, with green energy assets meeting over 50% of power requirements.

EBITDA grew 4% YoY to Rs. 12 Cr.  
Net profit rose by 24% YoY to Rs. 6.5 Cr.

Gross debt reduced by 11% from FY24 levels, resulting in a net debt-to-equity ratio of 0.13x.

Continued strategic focus on capturing market share to strengthen the company's position.



# P&L Statement



All amounts in Rs. Cr

Particulars	FY21	FY22	FY23	FY24	H1FY25
<b>Revenue from Operations</b>	<b>113</b>	<b>255</b>	<b>370</b>	<b>506</b>	<b>355</b>
Denim Fabrics	92	93	128	395	
Finishing of Grey Fabrics	13	67	183	-	
Yarn (Sale of Yarn)	6	95	57	106	
Others	-	-	2	5	
COGS	84	222	322	457	334
<b>Gross Profit</b>	<b>29</b>	<b>33</b>	<b>48</b>	<b>48</b>	<b>21</b>
<b>Gross Profit (%)</b>	25.9%	12.9%	13.0%	9.6%	6.0%
Employee Cost	2	2	3	2	1
Other Expenses	16	19	24	22	8
<b>Total Expenditure</b>	<b>101</b>	<b>243</b>	<b>349</b>	<b>481</b>	<b>343</b>
<b>EBITDA</b>	<b>11</b>	<b>12</b>	<b>22</b>	<b>25</b>	<b>12</b>
<b>EBITDA(%)</b>	10.0%	4.7%	5.8%	4.9%	3.3%
Interest	3	2	3	3	1
Depreciation	4	4	5	5	3
Other Income	0	0	0	1	0
<b>PBT</b>	<b>5</b>	<b>6</b>	<b>14</b>	<b>18</b>	<b>9</b>
Tax Expense (Including Deferred Tax)	1	1	4	5	2
<b>PAT</b>	<b>3</b>	<b>5</b>	<b>10</b>	<b>13</b>	<b>6</b>
<b>NPM (%)</b>	3.0%	1.9%	2.7%	2.6%	1.8%



# P&L Statement



All amounts in Rs. Cr

Particulars	FY21	FY22	FY23	FY24	H1FY25
<b>Revenue from Operations</b>	<b>113</b>	<b>255</b>	<b>370</b>	<b>506</b>	<b>355</b>
Denim & Grey Fabrics	105	160	311	395	
Yarn (Sale of Yarn)	7	95	57	106	
Others	1	-	2	5	
<b>COGS</b>	<b>84</b>	<b>222</b>	<b>322</b>	<b>457</b>	<b>334</b>
<b>Gross Profit</b>	<b>29</b>	<b>33</b>	<b>48</b>	<b>48</b>	<b>21</b>
<b>Gross Profit (%)</b>	25.9%	12.9%	13.0%	9.6%	6.0%
Employee Cost	2	2	3	2	1
Other Expenses	16	19	24	22	8
<b>Total Expenditure</b>	<b>101</b>	<b>243</b>	<b>349</b>	<b>481</b>	<b>343</b>
<b>EBITDA</b>	<b>11</b>	<b>12</b>	<b>22</b>	<b>25</b>	<b>12</b>
<b>EBITDA(%)</b>	10.0%	4.7%	5.8%	4.9%	3.3%
Interest	3	2	3	3	1
Depreciation	4	4	5	5	3
Other Income	0	0	0	1	0
<b>PBT</b>	<b>5</b>	<b>6</b>	<b>14</b>	<b>18</b>	<b>9</b>
Tax Expense (Including Deferred Tax)	1	1	4	5	2
<b>PAT</b>	<b>3</b>	<b>5</b>	<b>10</b>	<b>13</b>	<b>6</b>
<b>NPM (%)</b>	3.0%	1.9%	2.7%	2.6%	1.8%

# Balance Sheet



All amounts in Rs. Cr

Equity & Liabilities	FY21	FY22	FY23	FY24	H1FY25
Equity	7.1	7.1	7.1	16.9	16.9
Reserves	34.3	39.1	48.9	69.7	76.2
<b>Net Worth</b>	<b>41.4</b>	<b>46.2</b>	<b>56.0</b>	<b>86.6</b>	<b>93.0</b>
<b>Non-Current Liabilities</b>					
Long term borrowings	34.3	39.4	30.6	14.5	13.1
Deferred tax liabilities (net)	5.4	6.0	7.4	8.7	8.9
Other long term liabilities	-	-	-	0.9	0.7
Long term provisions	0.1	0.1	0.1	0.1	-
<b>Total Non-Current Liabilities</b>	<b>39.8</b>	<b>45.4</b>	<b>38.1</b>	<b>24.2</b>	<b>22.7</b>
<b>Current Liabilities</b>					
Short term borrowings	8.5	9.3	11.1	7.7	6.6
Trade payables	28.6	34.2	66.9	71.2	53.2
Other current liabilities	0.8	0.5	1.0	0.6	4.2
Short term provisions	0.3	0.6	2.8	3.7	2.0
<b>Total Current Liabilities</b>	<b>38.1</b>	<b>44.6</b>	<b>81.8</b>	<b>83.3</b>	<b>66.1</b>
<b>Total Equity &amp; Liabilities</b>	<b>119.3</b>	<b>136.3</b>	<b>175.9</b>	<b>194.0</b>	<b>181.8</b>

Assets	FY21	FY22	FY23	FY24	H1FY25
<b>Non-Current Assets</b>					
Fixed Assets	57.0	53.2	64.2	67.3	64.9
Non current investments	2.0	2.0	2.0	-	-
Deferred tax assets (net)	-	-	-	-	-
Long term loans and advances	0.1	11.5	0.0	0.0	-
Other non current assets	-	-	-	1.6	7.4
<b>Total Non-Current Assets</b>	<b>59.1</b>	<b>66.6</b>	<b>66.2</b>	<b>68.9</b>	<b>72.4</b>
<b>Current Assets</b>					
Current investments	-	-	-	-	0.9
Inventories	3.2	6.9	18.9	18.5	22.6
Trade receivables	38.0	51.7	68.3	89.7	66.8
Cash and bank balances	5.9	3.1	4.8	5.0	6.3
Short term loans and advances	12.0	6.8	16.3	11.4	12.1
Other current assets	1.1	1.2	1.4	0.5	0.6
<b>Total Current Assets</b>	<b>60.2</b>	<b>69.7</b>	<b>109.7</b>	<b>125.1</b>	<b>109.4</b>
<b>Total Assets</b>	<b>119.3</b>	<b>136.3</b>	<b>175.9</b>	<b>194.0</b>	<b>181.8</b>

Sub Plot 1, Unit 1, Survey No. 297, Dholi -  
Integrated Spinning Park Limited, Dholi, Dholka,  
Ahmedabad, Gujarat - 382 240, India.

Email: [info@shantispintex.com](mailto:info@shantispintex.com)

Website: [www.shantispintex.com](http://www.shantispintex.com)

Tel No.: 91-98258 01039

## **INVESTOR RELATIONS**

EMAIL: [Devyanshi@goindiaadvisors.com](mailto:Devyanshi@goindiaadvisors.com)

PH: +91 9892330743

