



August 01, 2024

To,  
**BSE Limited**  
Phiroze Jeejeebhoy Towers,  
Dalal Street,  
Mumbai – 400 001  
Fax: 022 – 2272 3121  
**BSE Scrip Code: 539141**

To,  
**National Stock Exchange of India Limited**  
Exchange Plaza, 5<sup>th</sup> Floor, Plot No. C/1,  
G Block, Bandra Kurla Complex,  
Bandra (East), Mumbai- 400 051  
Fax : 022- 2659 8237/ 38  
**NSE Symbol: UFO**

Dear Sir/ Ma'am,

**Sub: Investor Presentation**

Pursuant to Regulation 30 of the SEBI (Listing Obligations and Disclosure Requirements) Regulations, 2015, please find attached herewith investor presentation on the financial results of the Company for the quarter ended June 30, 2024.

Request you to take it on record and disseminate it on your website.

Thanking you.

Yours faithfully,  
For **UFO Moviez India Limited**

**Kavita Thadeshwar**  
**Company Secretary**

Encl.: a/a

# Results Presentation

Q1FY'25

The presentation has been prepared by UFO Moviez India Limited together with its subsidiaries (the "Company"), for informational purpose only and does not constitute or form part of an offer, solicitation or invitation of any offer to purchase or subscribe for any securities of the Company in any jurisdiction, nor should this presentation or any part thereof form the basis of, or be relied upon in any connection with, any contract, commitment or investment decision whatsoever.

This presentation has not been independently verified. No representation or warranty, expressed or implied, is made and no reliance should be placed on the accuracy, fairness or completeness of the information presented or contained in the presentation. None of the Company or any of its affiliates, advisers or representatives accepts any liability whatsoever for any loss howsoever arising from any information presented or contained in these materials. The information presented or contained in this presentation is subject to change without notice and its accuracy is not guaranteed.


This presentation, except for the historical information, may contain forward looking statements, including the words or phrases such as "expects", "anticipates", "intends", "will", "would", "undertakes", "aims", "estimates", "contemplates", "seeks to", "objective", "goal", "projects", "should" and similar expressions or variations of these expressions or negatives of these terms indicating future performance or results, financial or otherwise, which are forward looking statements. These forward looking statements are based on certain expectations, assumptions, anticipated developments and other factors which are not limited to, risk and uncertainties regarding fluctuations in earnings, market growth, intense competition and the pricing environment in the market, ability to maintain and manage key customer relationship and supply chain sources and those factors which may affect our ability to implement business strategies successfully, namely changes in regulatory environments, political instability and new or changed priorities of the trade. The Company, therefore, cannot guarantee that the forward looking statements made herein shall be realized. The Company, based on changes as stated above, may alter, amend, modify or make necessary corrective changes in any manner to any such forward looking statement contained herein or make written or oral forward looking statements as may be required from time to time on the basis of subsequent developments and events. The Company does not undertake any obligation to update forward looking statements that may be made from time to time by or on behalf of the Company to reflect the events or circumstances after the date hereof.

The Company has prepared Financial Results based on the Indian Accounting Standards (Ind AS) and has reported and analyzed these results on a consolidated basis in this presentation.

# UFO Moviez at a Glance



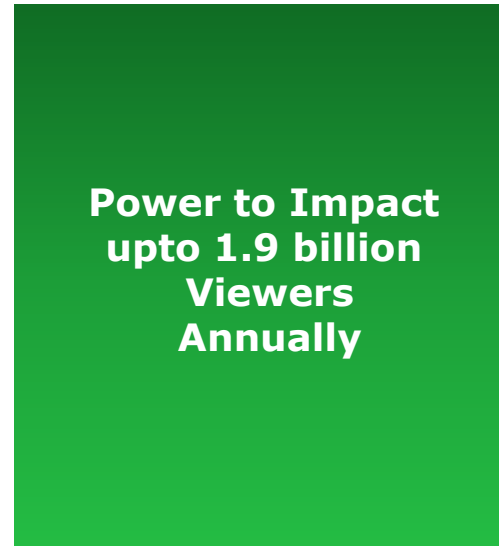
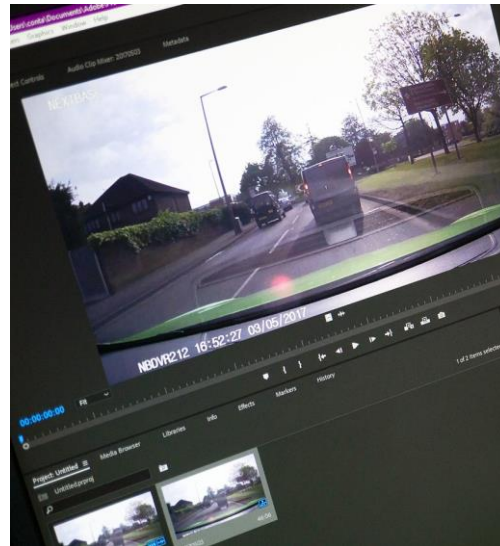
**3,769**  
High Impact  
Ad Screens




**1,382**  
Cities & Towns  
Across India

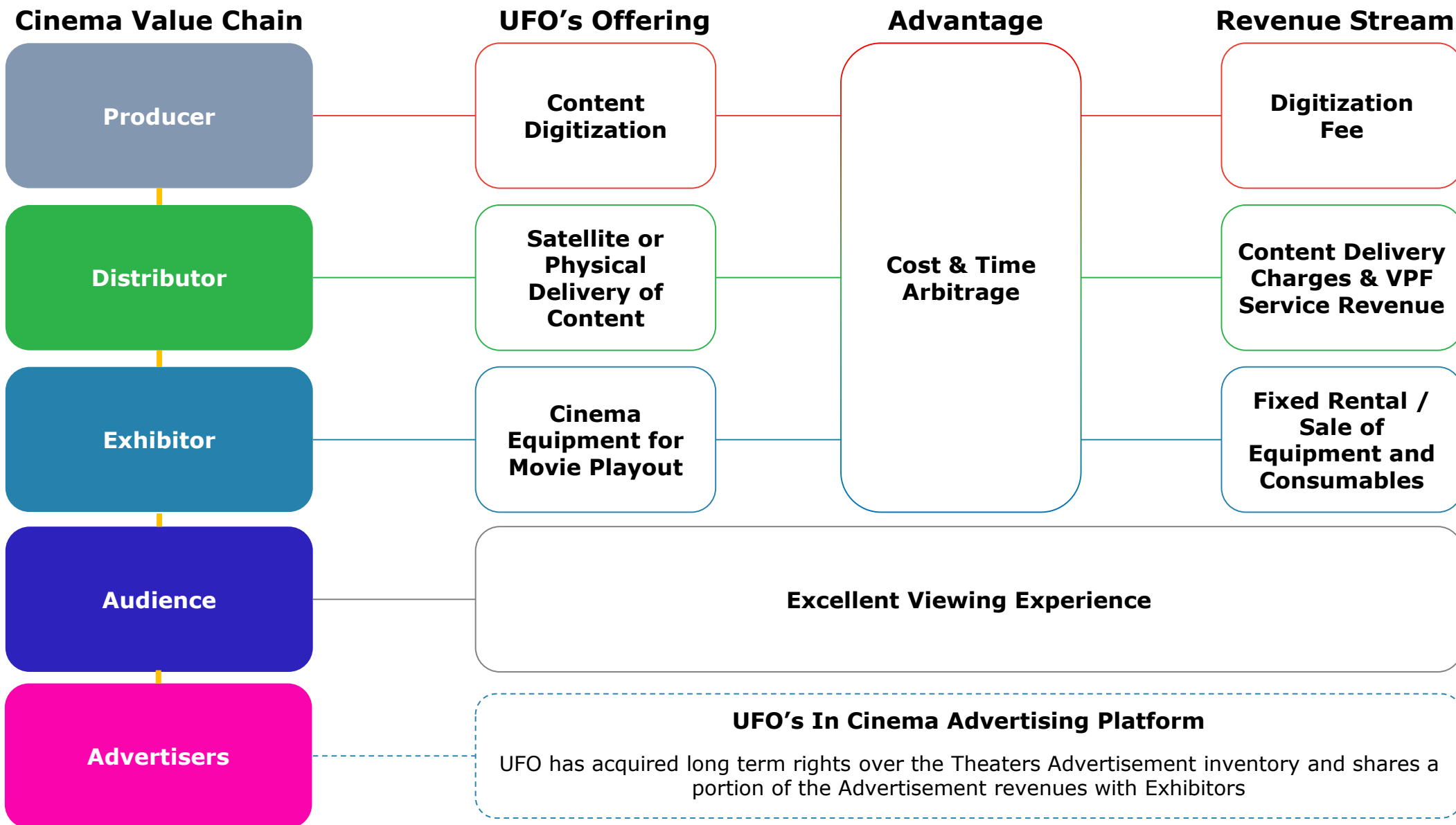


**476**  
Movies  
Digitally  
Delivered  
in Q1FY25



**Power to Impact**  
upto 1.9 billion  
Viewers  
Annually



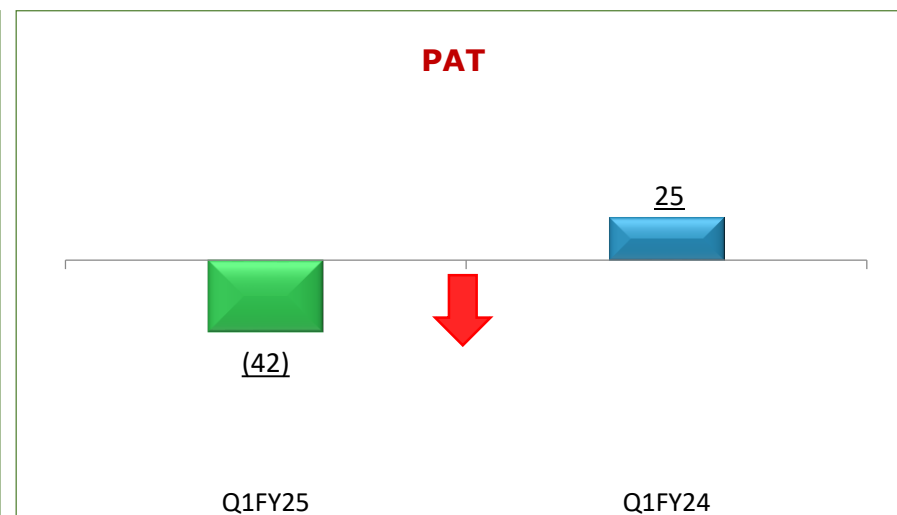
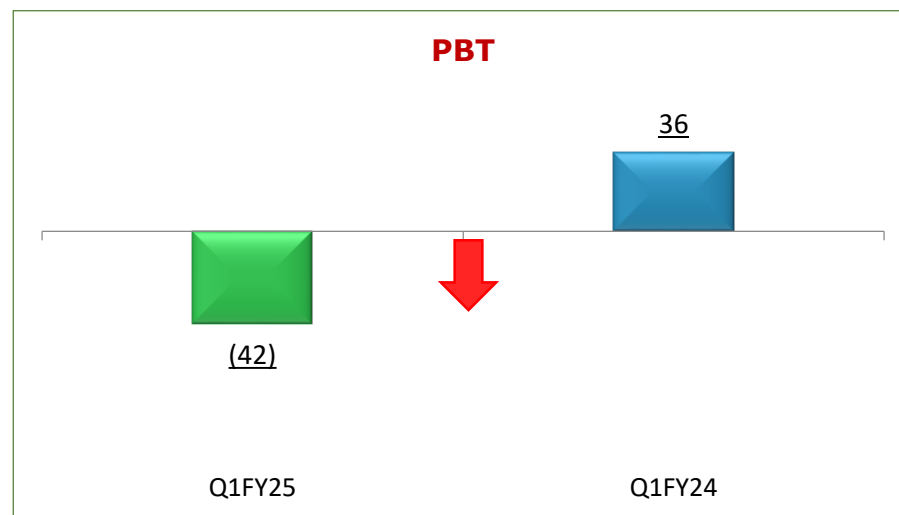
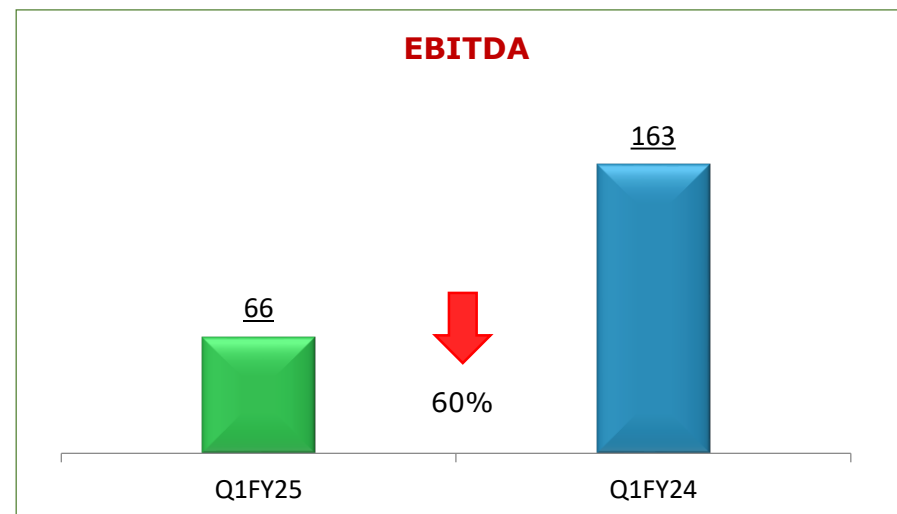
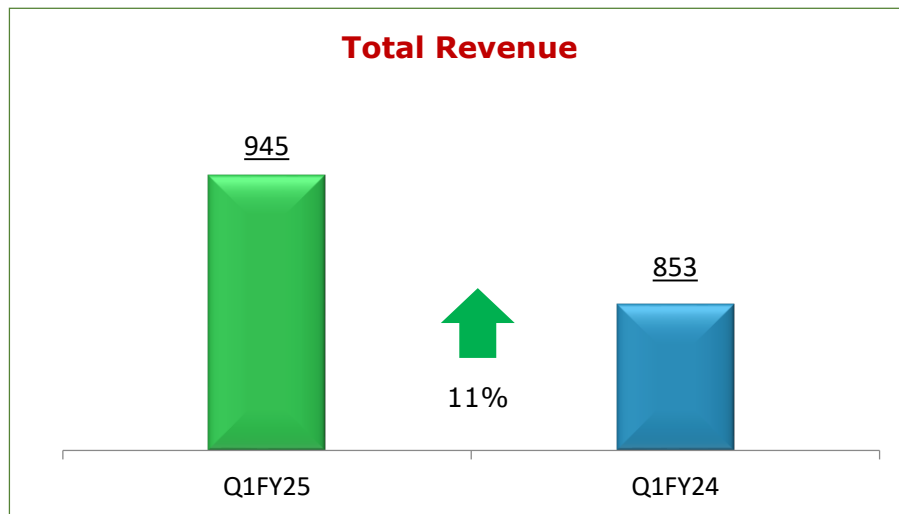


The slide features a white background with three large, overlapping geometric shapes: a blue triangle in the bottom-left corner, a red triangle in the top-right corner, and a green triangle in the bottom-right corner. The text is centered in the white space.

# **Financial & Operating Highlights**

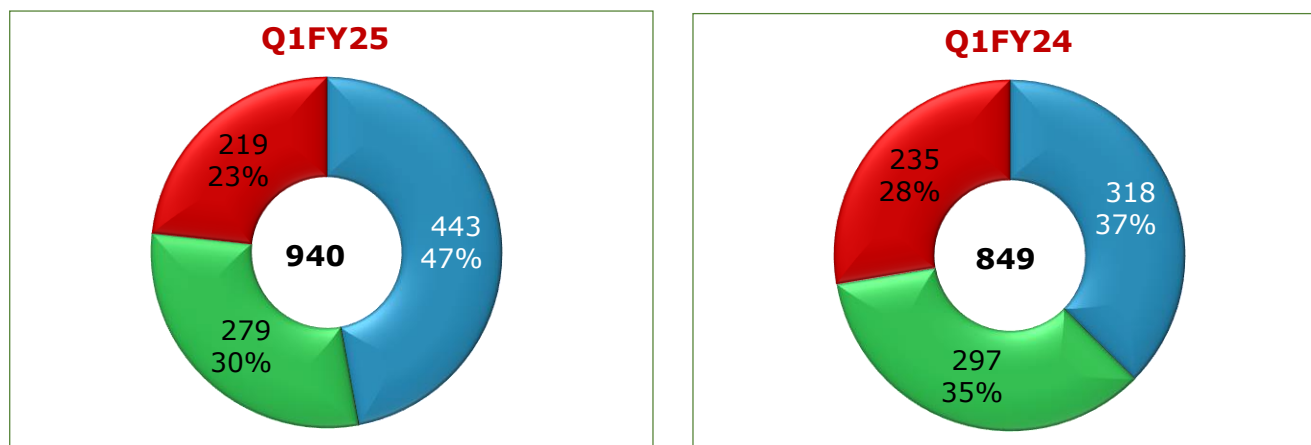
# Consolidated Financial Highlights

## Q1FY25 vs Q1FY24 (INR Mn)



# Consolidated Revenue Mix

(INR Mn)



■ Advertisement Revenue     
 ■ Distributor Revenue     
 ■ Exhibitor Revenue

(INR Mn)		Q1FY25	Q1FY24	YoY % Change
<b>Advertisement Revenue</b>	<b>(i)</b>	<b>219</b>	<b>235</b>	<b>-7%</b>
- In-Cinema Advertisement Revenue		193	218	-12%
- Corporate + Retail		134	180	-26%
- Government + PSU		59	38	55%
- Caravan Advertisement Revenue		26	16	60%
<b>Revenue from Distributor</b>	<b>(ii)</b>	<b>279</b>	<b>297</b>	<b>-6%</b>
Content Delivery Charge		197	210	-6%
VPF Service Revenue		43	38	13%
Digitisation Income		37	47	-22%
Others		2	2	27%
<b>Revenue from Exhibitor</b>	<b>(iii)</b>	<b>443</b>	<b>318</b>	<b>39%</b>
Lease rental income		147	143	3%
Total Sales of Products		263	143	84%
Other Operating Revenues		33	33	1%
<b>Revenue from Operations</b>	<b>(i+ii+iii)</b>	<b>940</b>	<b>849</b>	<b>11%</b>

Note: Excludes Other Income



# **In-Cinema Advertising Performance**



# In-Cinema Advertisement Operating Parameter



**Number of Screens**  
**3,769**



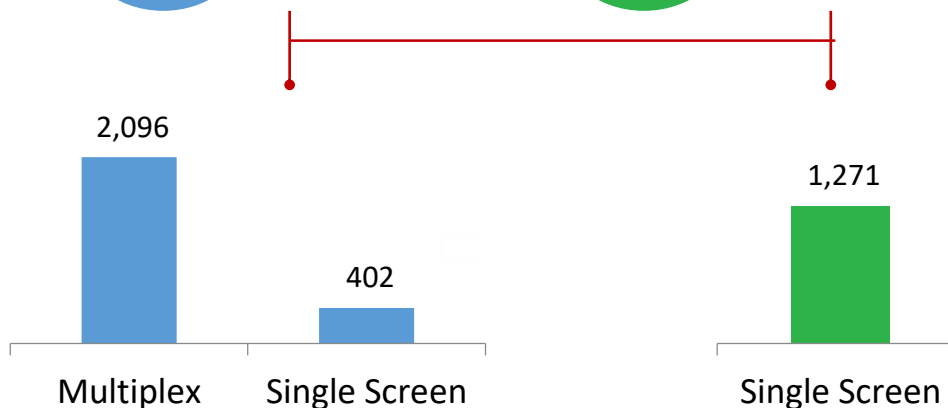
**Prime Screens**  
**2,498**



**Popular Screens**  
**1,271**



**Full House Seating Capacity - Annualized**  
**~1.9 Bn**



Q1FY25	Metro and Tier I		Other Cities and Towns	
	Prime	Popular	Prime	Popular
# of UFO Screens	1,008	229	1,490	1,042
Cities and Towns	140	102	583	802
Full House Seating Capacity – Per Show All Screens	301,486	124,278	420,267	463,824
Seating Capacity Per Screen Per Show	299	543	282	445
**Full House Seating Capacity Annualized (in Mn Seats)	434	179	605	668

\*\*Cities and Towns with population greater than 1.5 Mn are categorized as "Metro and Tier I"

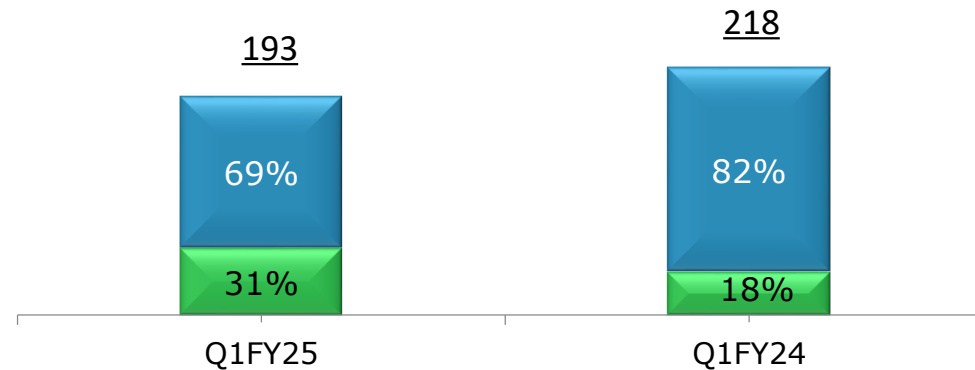
Full house seating capacity – Annualized is calculated by multiplying full house seating capacity per show x 4 shows a day x 30 days x 12 months

# In-Cinema Advertisement Revenue Analysis

■ Government + PSU

■ Corporate + Hyperlocal

INR Mn



	Q1FY25	Q1FY24
Ad Revenue / Screen for the period (Avg) (Rs.)	50,550	66,293
Average # of minutes sold / show / Ad Screen	2.35	4.23
Advertisement Sharing with Exhibitors	85.21%	48.15%

Average # of minutes sold / show / Ad Screen is calculated by dividing total # of advertisement minutes sold by average # of Screens with Ad Rights during the period

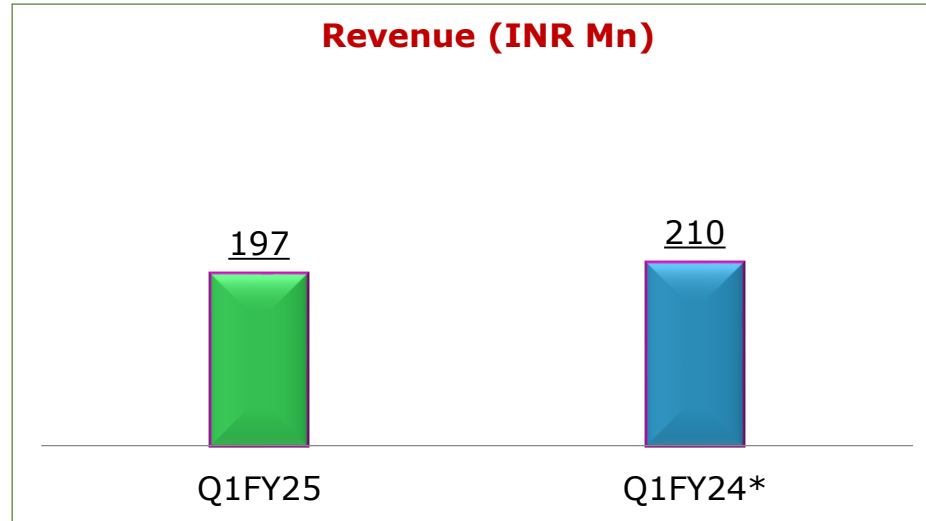
Average # of Advertising Screens = (Sum of # of Opening Advertisement Screens and # of Closing Advertisement Screens) / 2

# Theatrical Revenues

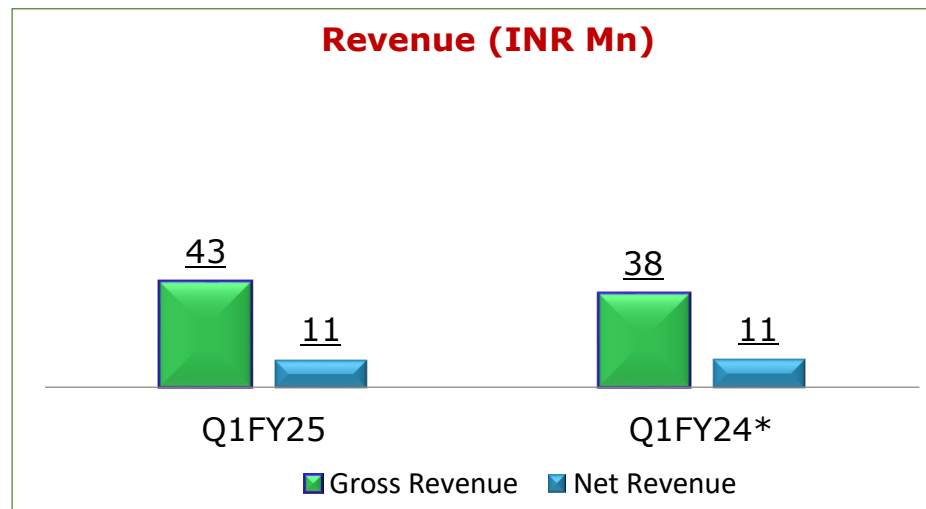
The slide features a white background with three large, overlapping geometric shapes: a blue triangle in the bottom-left corner, a red triangle in the top-right corner, and a green triangle in the bottom-right corner. The text 'Theatrical Revenues' is centered in a bold, blue font.

# Theatrical revenues from Distributors

## Content Delivery Charges



## VPF Service Revenue



\* Q1FY24 includes the impact of Rs. 4mn on account of reclassification.

Net Revenue = Gross Revenue less Revenue Shared to the Exhibitors

# Operating Parameter – Distributor Revenue

# of Screens <sup>^</sup>	Q1FY25	Q1FY24
CDC Category Screens	3,043	2,983
VPF Category Screens	442	346
Total	3,485	3,329

# of Screens as on June 30, 2024

Revenue / Screen (Average) (in Rs.)	Q1FY25	Q1FY24*
CDC Category Screens	63,826	70,247
VPF Category Screens – Gross	98,365	1,11,243
VPF Category Screens – Net	25,686	33,708

<sup>^</sup>Includes franchisee screens

\* Q1FY24 includes the impact of Rs. 4mn on account of reclassification.

# Financial Performance

# Consolidated Reported P&L Statement

<b>(INR Mn)</b>	<b>Q1FY25</b>	<b>Q1FY24</b>	<b>% Change</b>
<b>Revenue from Operations</b>	<b>940</b>	<b>849</b>	<b>11%</b>
<b>Other Income</b>	<b>5</b>	<b>4</b>	<b>4%</b>
<b>Total Revenue</b>	<b>945</b>	<b>853</b>	<b>11%</b>
<b>Total Expenses</b>	<b>879</b>	<b>690</b>	<b>27%</b>
<b>EBITDA (Reported)</b>	<b>66</b>	<b>163</b>	<b>-60%</b>
Depreciation and Amortisation	96	110	<b>-13%</b>
<b>EBIT</b>	<b>(31)</b>	<b>53</b>	
Finance Cost	29	36	<b>-19%</b>
Finance Income	14	9	<b>53%</b>
Profit from Associates	4	10	<b>-62%</b>
<b>PBT</b>	<b>(42)</b>	<b>36</b>	
Tax	(1)	11	
<b>PAT</b>	<b>(42)</b>	<b>25</b>	
<b>Basic EPS</b>	<b>(1.07)</b>	<b>0.66</b>	

Ind AS 116 impact on P&L - certain operating lease expense (Q1FY25 - Rs. 21.25 Mn) is recognised as Depreciation expense for the right of use assets (Q1FY25 - Rs. 18.29 Mn) and Finance Cost for interest accrued on lease liability (Q1FY25 - Rs. 5.82 Mn).

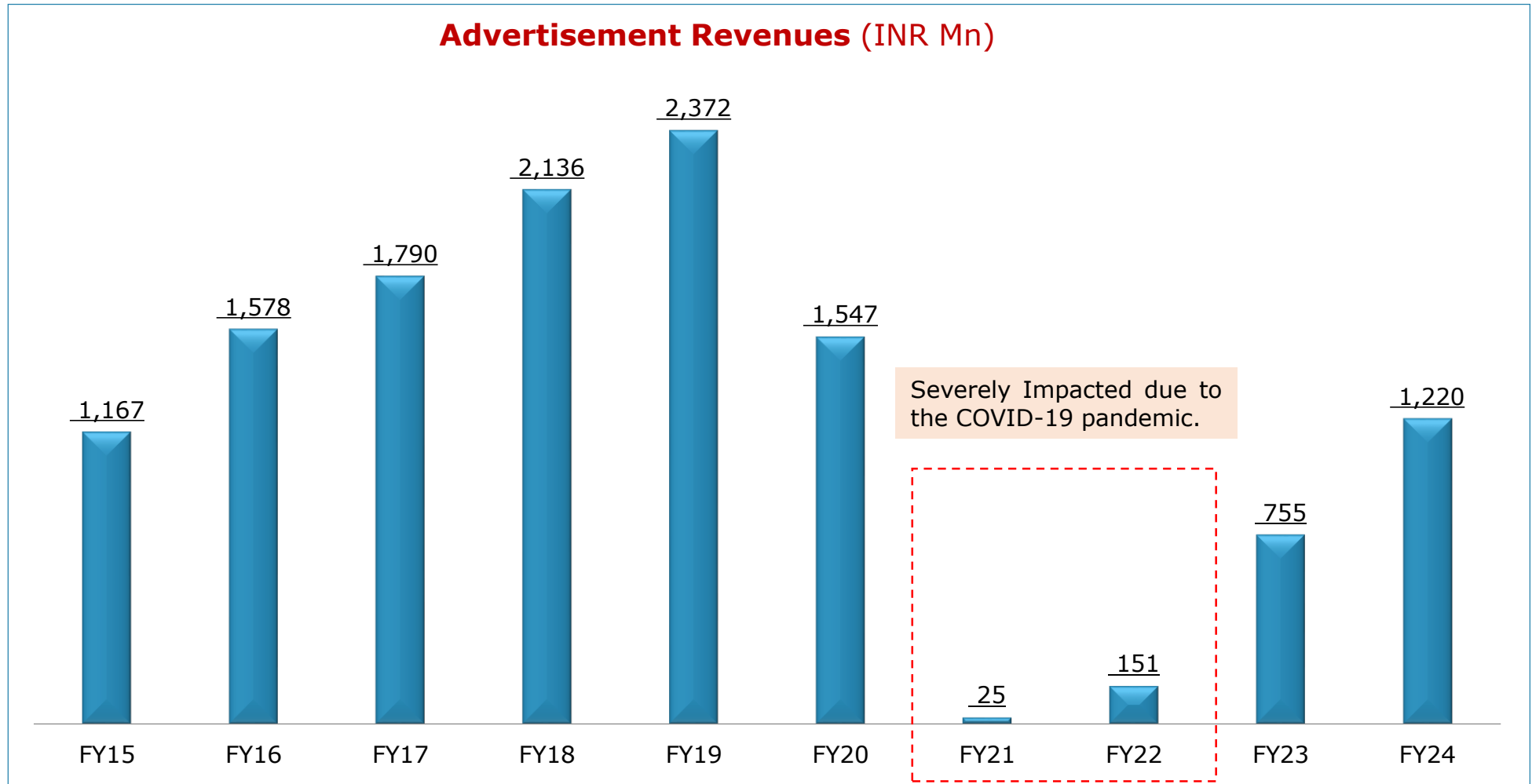


# Consolidated Expenditure Analysis

<b>Expenses</b>	<b>Q1FY25</b>
<b>1) Total Operating Direct Cost</b>	<b>499</b>
<b>Key Operating Direct Cost Components</b>	
- <i>Advertisement revenue share</i>	<u>164</u>
- <i>VPF service revenue share</i>	<u>31</u>
<b>2) Employee Benefit Expenses</b>	<b>219</b>
<b>3) Other Expenses (SG&amp;A )</b>	<b>161</b>
<b>Total Expenses</b>	<b>879</b>

# Annexure

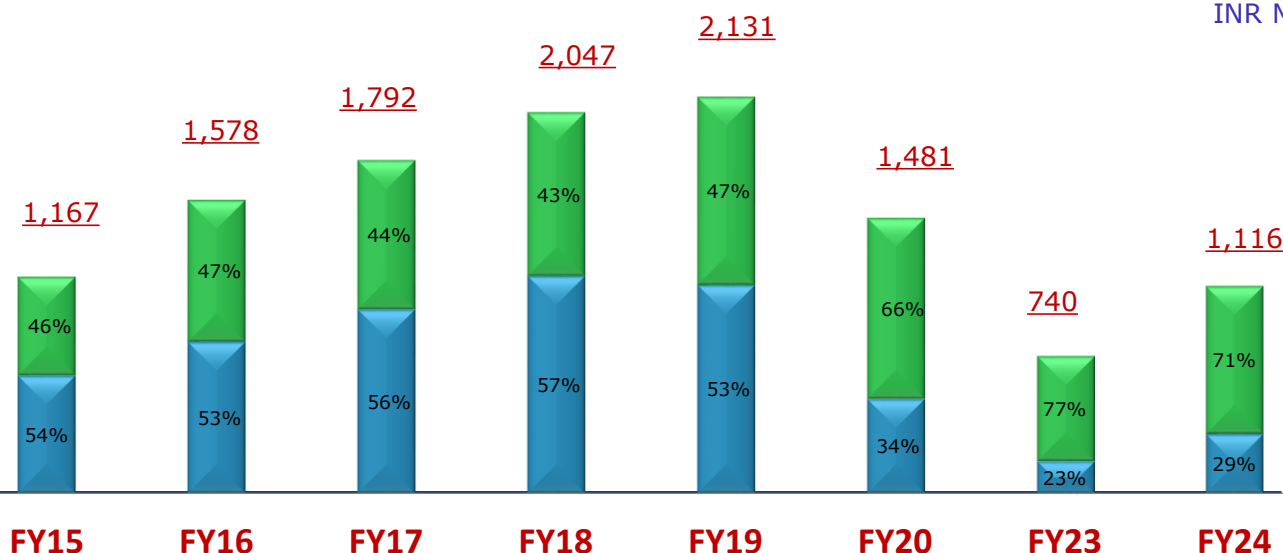
# Historical Advertisement Performance



# Historical In-Cinema Advertising Performance

■ Government + PSU      ■ Corporate + Retail

INR Mn



	FY15	FY16	FY17	FY18	FY19	FY20	FY23	FY24
# of Screens with Ad Rights	3,784	3,713	3,745	3,897	3,697	3,792	3,348	3,859
Annual Ad Revenue / Screen (Avg) (INR)	316,346	410,275	474,597	535,847	561,102	395,524	216,702	309,800
# of Minutes Sold / Show / Ad Screen	3.36	4.15	4.34	5.19	5.54	4.16	3.06	4.22
Ad Sharing with Exhibitors	33.76%	30.66%	29.14%	31.75%	32.44%	36.41%	60.13%	48.13%

\*Excludes Advertisement Revenues from Caravan Talkies

# of minutes sold / show / Ad Screen is calculated by dividing total # of advertisement minutes sold by average # of advertisement screens during the period

Average # of Advertising Screens = ( Sum of # of Opening Advertisement Screens and # of Closing Advertisement Screens) / 2

# Shareholding

<b>(% of Total # of shares)</b>	<b>June 30, 2024</b>
Promoters	22.5%
Institutional Investors	24.4%
Foreign Portfolio Investors	0.7%
Corporate Bodies	2.6%
Others	49.9%
<b>Total # of Shares</b>	<b>3,85,96,759</b>

# About UFO Moviez India Limited

UFO is the first one, to enable cinema digitization with satellite technology in India. That also makes UFO the largest in-cinema advertising platform, with the power to impact almost 1.9 billion viewers annually through 3,769 screens comprising of 2,498 screens in the PRIME channel and 1,271 screens in the POPULAR channel across 1,382 cities, leading directly into the hearts of India's Urban Heartland.

In the early 2000s, UFO optimized the potential of Indian cinema with satellite-based technology that transformed Annual Jubilee into Friday box office collections, slow-chain release into First Day - First Show, one blockbuster after another. It has made cinema into an equal experience for the whole country, making it an instant success with the youth that is already teased with pre-release teasers and trailers.

UFO is the end to end service provider for all DCI and non-DCI related cinema solutions. As on June 30, 2024, UFO's global network, along with subsidiaries and associates, spans 3,613 screens. UFO has created a pan India, high impact in-cinema advertising platform with generally long-term advertising rights to 3,769 screens, with an aggregate seating capacity of approximately 1.9 billion viewers annually and a reach of 1,382 cities and towns across India, as on June 30, 2024.

UFO's innovation driven DNA empowers it to use technology and business intelligence to minimize content irrelevance by providing relevant content, to the relevant people, at the relevant time! It aims at enabling an environment of content sufficiency to the running cinema infrastructures, as well as to create a one stop solution to set-up local movie theatres through a standardized model both in terms of infrastructure and experience. Apart from this the company also has Caravan Talkies that takes brands to rural India providing them an opportunity to reach media dark areas.

UFO's mission is clear - un-biased, undivided, uninterrupted, cinema for all, and in doing so, outshining as the country's largest cinema influencers.

**Visit us at [www.ufomoviez.com](http://www.ufomoviez.com). For further details, contact:**

## **Ami Mehta**

Asst. Manager – Investor Relations

Tel: +91 22 4030 5126

Email: [ami.mehta@ufomoviez.com](mailto:ami.mehta@ufomoviez.com)